Klaet.

DEPARTMENT OF THE ARMY
SUPPLY CATALOG

ORD 7 SNL G-513

GEREGISTREERD
20 APR 1955
IGKL BBV

Niet gangbaar

BBV
GEREGISTREERD

N1-071

GROUP G

ORGANIZATIONAL MAINTENANCE ALLOWANCES

FOR

TRUCK, 4-TO 5-TON 4 x 4, COE, TRACTOR (FEDERAL)

SUPERSEDES ORD 7 SNL G-513, 3 DECEMBER 1947

REF: TM 9-820

THIS CATALOG IS CORRECT TO 20 MARCH 1952

DEPARTMENT OF THE ARMY

MAY 1952

DEPARTMENT OF THE ARMY
WASHINGTON 25, D. C., *12 May 1952*

Department of the Army Supply Catalog ORD 7 SNL G-513, is published for the information and guidance of all concerned.

[AG 461 (2 Apr 52)]

BY ORDER OF THE SECRETARY OF THE ARMY:

J. LAWTON COLLINS
Chief of Staff, United States Army

OFFICIAL:
WM. E. BERGIN
Major General, USA
The Adjutant General

DISTRIBUTION:
Active Army:
Tech Svc (1); Tech Svc Bd (2); AFF (2); AA Comd (2); OS Maj Comd (10); Base Comd (2); MDW (3); Log Comd (5); A (20); CHQ (2); Div (2); Regt 9 (2); Bn 9 (2); CO 9 (2); FT (2); Sch (5) except 9 (50); Gen Dep (2); Dep 9 (10); POE (5), OSD (2); PRGR 9 (10); Ars 9 (10); Proc Dist 9 (10); Mil Dist (3); PMS&T 9 (2); One (1) copy to each of the following T/O&E's: 5-67A; 5-184; 10-237; 10-247A; 11-95; 11-97; 11-98; 11-99; 11-107; 11-547; 11-597; 12-317; 20-152S; 55-37.
NG: Same as Active Army except one copy to each unit.
ORC: Same as Active Army except one copy to each unit.
For explanation of distribution formula, see SR 310-90-1.

CONTENTS

	Page
INTRODUCTION	1
ON VEHICLE MATERIEL	5
Set, on vehicle matériel	5
Spare parts for truck	5
Tools and equipment for truck	5
Armament for truck	6
Sighting and fire control equipment for truck	6
Equipment issued by other technical services	6
ORGANIZATIONAL SPARE PARTS FOR TRUCK:	
Group 01—Engine	7
02—Clutch	13
03—Fuel system	14
04—Exhaust system	17
05—Cooling system	18
06—Electrical system	21
07—Transmission	32
08—Transfer	33
09—Propeller shaft	34
10—Front axle	37
11—Rear axle	39
12—Brakes	39
13—Wheels, hubs, and drums	52
14—Controls	54
15—Frame and brackets	56
16—Springs and shock absorbers	57
18—Cab	59
22—Miscellaneous body, chassis, and accessory items	59
23—General use standardized parts	62
ORGANIZATIONAL TOOLS AND EQUIPMENT FOR TRUCK	69
MISCELLANEOUS MATERIEL:	
Truck	70
Armament	70
Equipment issued by other technical services	70
ARTICLES FOR INSTRUCTIONAL PURPOSES	70
APPLICABLE CLEANING AND PRESERVING MATERIALS	71
NOTES	73

MAJOR ITEM

The truck, 4- to 5-ton, 4 x 4, COE, tractor, is stored, issued, and reviewed under "Major Items," ORD 3 SNL G–1. This item is nonexpendable.

INTRODUCTION

1. GENERAL. *a.* This catalog is a list of spare parts and equipment which are issued to the *using* arm or service for operation of the matériel and for performing organizational maintenance. It supplements tables of organization and equipment, tables of basic allowances, and tables of allowances.

b. The federal item identification number column lists those numbers approved by the Munitions Board Cataloging Agency. These numbers should not be confused with federal stock numbers which are utilized by the Ordnance Corps, for tools, lubricants, etc.

c. Explanation of symbols used in this catalog is included under NOTES.

d. Classification codes for federal stock numbers listed herein are published in ORD 5–2.

e. Additional applications of items listed in this catalog, if any, are contained in the Department of the Army Supply Catalog ORD 5–5 series.

f. For prices of items contained herein, see the appropriate catalog of the ORD 5–3 series.

g. For full information relative to the Ordnance section of the Department of the Army Supply Catalog, including its purposes and uses, the procedure followed, and the principles employed in its compilation, see ORD 1.

2. REQUISITION NOTE. *a.* If the exact item requisitioned is not furnished or other action is necessary, the nature of the action taken by the supplying agency will be indicated by standard symbols on prescribed forms.

b. When requisitioning an item containing the note "Issue until stock is exhausted, then use . . . . ," the requisitioning agency will requisition the superseding item. Supplying agencies will take necessary action to issue the superseded item until exhausted whether it be to an individual item, kit, set, or assembly.

c. Requisitions for replacement of items which are the responsibility of technical services other than the Ordnance Corps will be submitted to that technical service indicated in the reference symbol column.

3. UNIT OF ISSUE. The unit of issue column lists the unit of issue used for each item. This may be in the form of an actual unit of issue, such as "oz," or "lb," or, as in most items, merely the term "each" designated by "ea."

4. QUANTITY INCORPORATED IN UNIT. The quantity incorporated in unit column lists quantities for the following:

a. For vehicle parts which are not indented, the quantity indicates the number of those parts required for the particular use indicated by the subgroup title only. These quantities do not indicate the total quantities of the parts required for the major item since the part may be used in more than one subgroup.

b. For vehicle parts which are indented (attaching parts), the quantity indicates the number of those parts required for attaching the item under which the attaching part is listed. These quantities do *not* indicate the total quantities of the attaching parts required for the major item or subgroup since the attaching parts may be used in more than one subgroup and may also be used more than once within a subgroup.

5. PLAN FOR MAINTENANCE. *a.* Maintenance operations to be performed are indicated by the spare parts herein authorized for initial issue or by a symbol signifying authority to requisition them for organizational maintenance.

b. Where the same part is common to two or more vehicles assigned to the same unit, the part should be issued on the basis of the total number of vehicles to which the part applies.

6. MAJOR ITEM DESIGNATION. The major item covered by this catalog is designated as a general purpose vehicle as defined in SR 700–110–1.

7. COMPONENTS OF KITS, SETS, AND ASSEMBLIES. Whenever any doubt might exist as to what items are included as components of kits, sets, or assemblies, an explanatory note or complete listing of such components is shown.

8. ATTACHING PARTS. Attaching parts, such as bolts, nuts, screws, washers, etc., are indented immediately under the item which they attach. Whenever two similar items having the same attaching parts, such as right and left fenders, are listed, they are placed one immediately following the other and the attaching parts for both are covered by a single listing under the second item.

9. SPECIAL INFORMATION. Organizational allowances (2d echelon) listed under vehicle range 1–6 major items are allocated to a company; vehicle range 7–25 and 26–75 major items are allocated to a battalion.

10. DEFINITION OF LOCATIONAL TERMS. All like parts which are not interchangeable are designated left or right with respect to the vehicle when it is viewed facing forward from the rear of the vehicle. The front of the vehicle is the direction faced by the driver. All engine parts, left or right, front or rear, are designated from a position at the rear of the engine facing forward. The flywheel end is the rear of the engine.

11. DESCRIPTION. All items are listed with their complete nomenclature, with the exception noted in *a* below:

a. Items appearing within a subgroup that lists components of an item related to only one assembly or subassembly automatically assume as part of their official nomenclature the title of the pertinent subgroup. (Example—"CAP, filler" is an entry in subgroup 0501. The complete nomenclature of the item is "CAP, radiator, filler," "RADIATOR" being the subgroup title.)

b. Items appearing within a subgroup that lists more than one assembly or more than one group of related parts are listed with their complete nomenclature. (Example — "CLAMP, support, exhaust pipe to muffler," is an entry in subgroup 0401. The complete nomenclature is as shown, while the title of the subgroup is "MUFFLER, EXHAUST AND TAIL PIPES.")

12. ABBREVIATIONS.

AWG	American Wire Gage
adj	adjusting, adjustable
alloy-S	alloy steel
al-oxide	aluminum oxide
amp	ampere
amp-hr	ampere hour
anld	annealed
aprx	approximate, approximately
assy	assembly
bdg-hd	binding head
b-hd	button head
bn	battalion
br	brass
bz	bronze
cal.	caliber
cand-bay-base	candelabra bayonet base
cap	capacity
cd-pltd	cadmium plated
ck	countersunk
c/l	center line
co	company
cold-fin-S	cold finished steel
comb	combination
cone-pt	cone point
contd	continued
cop	copper
corr-res-S	corrosion resistant steel
cp	candlepower
cup-pt	cup point
dble	double
dble-tun-fil	double tungsten filament
deg	degree
diam	diameter
dld-f/c-pin	drilled for cotter pin
dld-f/lkg-wire	drilled for locking wire
dog-pt	dog point
ea	each
elec	electric, electrical

ext-teeth	external teeth
fig	figure
fil	filament
fil-hd	fillister head
flex	flexible
fl-hd	flat head
ft	foot, feet
gal	gallon
glvd	galvanized
govt	government
hdl	handle
hdls	headless
hex	hexagonal
hex-hd	hexagon head
hex-socket	hexagon socket
hv	heavy
hv-duty	heavy duty
ID	inside diameter
in	inch(es)
incand	incandescent
int-ext-teeth	internal external teeth
int-teeth	internal teeth
JAN	Joint Army Navy
jt	joint
lb	pound
lg	long
lgh	length
LH	left hand
lt	light (weight)
lubr	lubricating, lubrication
M	thousand
mach	machine
machst	machinist
max	maximum
med	medium
mfd	microfarad
MI	malleable iron
min	miniature
min-bay-base	miniature bayonet base
mm	millimeter
NC	National Coarse Thread
neg	negative
No	number
nom	nominal
NPT	National Taper Pipe Thread
od	olive drab
OD	outside diameter
opng	opening
oval-fil-hd	oval fillister head
oz	ounce(s)
phos-ctd	phosphate coated
pkg	package
pos	positive
psi	pounds per square inch
pt	pint
qt	quart
rd	round
reg	regular
RH	right hand
rtc	ratchet
ru	rubber
rvrs	reverse, reversible
S	steel
sec	section
SAE	Society of Automotive Engineers
s-fin	semifinished
sgle	single
sgle-tun-fil	single tungsten filament
sp-gr	specific gravity
sq	square
sq-hd	square head
sq-socket	square socket
std	standard
stght	straight
stls-S	stainless steel
term	terminal
thd	thread, threaded, threads
thk	thick
thkns	thickness
univ	universal
univ-jt	universal joint
v	volt
w/	with
w/e	with equipment
w/o	without
wt	weight
yd	yard(s)
zn-pltd	zinc plated

13. MANUFACTURERS' SYMBOLS. The following is a list of symbols preceding the part numbers for manufacturers appearing in this catalog:

Symbol	*Manufacturer*
AC	A C Spark Plug Div.
AL	The Electric Auto-Lite Co.
ANB	Anderson Brass Co.
BWE	Bendix-Westinghouse Automotive Air Brake Co.
BR	Briggs & Stratton Corp.
CA	Columbus Auto Parts Co.
CE	Clark Equipment Co.
DM	Douglas Mfg. Div.
DN	Donaldson Co., Inc.
DP	Delco Products Div.
DR	Delco-Remy Div.
DSF	Dayton Steel Foundry Co.
DT	Diamond T Motor Car Co.
FF	Fruehauf Trailer Co.
FLS	Fulton Sylphon Co.
FMT	Federal Motor Truck Co.
FO	Flex-O-Tube Co.
FR	Fram Corp
GL	Guide Lamp Div.

Symbol	Manufacturer
GV	Gates Rubber Co.
HM	The Hercules Motors Corp.
IM	Illinois Iron & Bolt Co.
LPE	Lipe-Rollway Corp.
NM	Nelson Muffler Corp.
OM	Oldberg Mfg. Co.
PG	The Pierce Governor Co., Inc.
RG	Ross Gear & Tool Co.
SL	Sheller Mfg. Co.
SP	Spicer Mfg. Div.
SPR	Sprague Electric Co.
SPT	Spencer Thermostat Div.
ST	Seiberling Rubber Co.
SW	Stewart-Warner Corp.
SZ	Schwitzer-Cummins Co.
TD	Timken-Detroit Axle Co.
TRI	Trico Products Corp.
TRU	American Chain & Cable Co., Inc.
VM	Visco-Meter Corp.
WIS	Wisconsin Axle Div.
Z	Zenith Carburetor Div.

14. SUGGESTIONS. Notice of discrepancies or suggested changes should be directed to the Chief of Ordnance, Washington 25, D. C., ATTENTION: ORDFM-Pub.

(1) STOCK NO.	(2) ORDNANCE PART NO.	(3) DESCRIPTION	(4) UNIT OF ISSUE	(5) ORGANIZATIONAL ALLOWANCES PER SET ON VEHICLE MATERIEL 5701624	(6) REFERENCE SYMBOLS	(7) FIG NO.
		ON VEHICLE MATERIEL				
G513-5701624	5701624	SET, On Vehicle Matériel [1]	set	----	NX	----
		The items listed under the subheading below with quantities listed in column (5) are components of SET, On vehicle matériel 5701624. The complete set is installed on the vehicle prior to the issue of the vehicle to the using troops. Replacement items may be requisitioned separately under their individual stock numbers.				
		SPARE PARTS FOR TRUCK				
H014-0514450	514450	TIRE, pneumatic, truck and bus, 10 ply, mud and snow tread, 9.00-20 (new)	ea	1	H-14 NX	----
H014-0519444	591444	TUBE, pneumatic, tire, truck and bus, 9.00-20 (No KT-20) (new)	ea	1	H-14 NX	----
G584-7740870	7740870	WHEEL, disc, w/side RING, assy	ea	1	NX	----
		TOOLS AND EQUIPMENT FOR TRUCK				
41-B-15	41-B-15	BAG, tool, empty	ea	1	J-17 NX	----
42-B-22590	42-B-22590	BRACKET, drum, inflammable liquid (gasoline), steel welded, comp w/strap	ea	2	J-17 NX	----
41-B-1925	41-B-1925	BRACKET, tool (for motor vehicles)	ea	1	J-17 NX	----
G600-0131223	7071421	CABLE, trailer lighting, lgh 12 ft	ea	1	NX	----
G503-6578296	6578296	CASE, rifle, w/HOLDER, assy	ea	2	NX	----
		CATALOG, ORD 7 SNL G-513, Organizational Maintenance Allowances [2]	ea	1	AG NX	----
H014-0540006	540006	CHAIN, pneumatic tire, truck, dual (3 side-chain-Type TD), 9100-20	pr	1	H-14 NX	----
H014-0540023	540023	CHAIN, pneumatic tire, truck, sgle (Type TS), 9.00-20	pr	1	H-14 NX	----
		FORM (ENVELOPE), WDAGO No 478, MWO and major unit assembly replacement record and organizational equipment file. [2]	ea	1	AG NX	----
8-G-615	8-G-615	GAGE, tire pressure, general service type, calibrated 10 to 60 lb in 1 lb units and 60 to 160 lb in 5 lb units (Issue until stock is exhausted, except in zero weather zones, then use GAGE 8-G-620).	ea	1	J-17 † NX	----
8-G-620	8-G-620	GAGE, tire pressure, general service type, calibrated 10 to 60 lb in 1 lb units and 60 to 160 lb in 5 lb units.	ea	1	J-17 NX	----
41-H-1541-10	41-H-1541-10	HANDLE, wheel bearing adj and wheel stud nut wrench, diam ¾ in, lgh 30 in	ea	1	J-17 NX	----
G671-7001767	7001767	HOSE, air, trailer, 112½ in long, assy	ea	2	NX	----
33-H-986-220	33-H-986-220	HOSE, tire inflation, comp w/standard chuck and coupling, ID ¼ in, lgh 20 ft	ea	1	J-17 NX	----

For explanation of footnotes, see NOTES, page 73.

(1) STOCK NO.	(2) ORDNANCE PART NO.	(3) DESCRIPTION	(4) UNIT OF ISSUE	(5) ORGANIZATIONAL ALLOWANCES PER SET ON VEHICLE MATERIEL 5701624	(6) REFERENCE SYMBOLS	(7) FIG NO.
		TOOLS AND EQUIPMENT FOR TRUCK—Continued				
41-J-73-6	41-J-73-6	JACK, automobile and motor truck, hydraulic, w/hdl, cap 8 ton	ea	1	J-17 NX	----
		MANUAL, technical 9-820 [2]	ea	1	AG X	----
		ORDER, lubrication 9-820 [2]	ea	1	AG X	----
41-P-1652	41-P-1652	PLIERS, comb, slip joint, w/cutter, nominal size 8 in	ea	1	J-17 NX	----
41-S-1076	41-S-1076	SCREWDRIVER, common, hv-duty, integral hdl, lgh of blade 6 in, width of blade 3/8 in, lgh overall 11 1/4 in.	ea	1	J-17 NX	----
41-W-487	41-W-487	WRENCH, adj, sgle open end, jaw opng 1 1/8 in, lgh 10 in	ea	1	J-17 NX	----
41-W-1962-50	41-W-1962-50	WRENCH, plug, stght bar, sq size of plug 3/8 in, lgh overall 2 1/2 in	ea	1	J-17 NX	----
41-W-3838-30	41-W-3838-30	WRENCH, wheel stud nut, dble-hd, socket, hex and sq, size of opngs hex 1 1/2 in, sq 13/16 in, lgh 14 7/8 in.	ea	1	J-17 NX	----
		ARMAMENT FOR TRUCK				
		None authorized				
		SIGHTING AND FIRE CONTROL EQUIPMENT FOR TRUCK				
		None authorized				
		EQUIPMENT ISSUED BY OTHER TECHNICAL SERVICES				
58-1603.010-700	----	BRACKET, fire extinguisher, carbon tetrachloride, 1 qt (wall type)	ea	1	ENG X	----
58-4276.300-005	----	EXTINGUISHER, fire, carbon tetrachloride, hand, 1 qt, w/o bracket	ea	1	ENG NX	----

(1) STOCK NO.	(2) FEDERAL ITEM IDENTIFICATION NO.	(3) MFR'S PART NO.	(4) ORDNANCE PART NO.	(5) DESCRIPTION	(6) UNIT OF ISSUE	(7) QUANTITY INCORPORATED IN UNIT	(8) ORGANIZATIONAL ALLOWANCES BN, CO NO. OF MAJOR ITEMS 1-6 (a)	7-25 (b)	26-75 (c)	(9) REFERENCE SYMBOLS	
				ORGANIZATIONAL SPARE PARTS FOR TRUCK							
				GROUP 01—ENGINE							
				0100—Engine Assembly							
G513-7326165	.....	FMT-14X5262	7326165	BOLT, hex-hd, ¾-16NF-2 x 7¾ (rear support adapter bracket to center bracket, right) (Issue until stock is exhausted, then use KIT 7706959).	ea	1	.....	.....	.....		† X
G513-7326164	.....	FMT-14X5259	7326164	BOLT, hex-hd, ¾-16NF-2 x 8 11/16 (rear support adapter bracket to center bracket, left) (Issue until stock is exhausted, then use KIT 7706959).	ea	1	.....	.....	.....		† X
H001-0116278	022-3626	.....	223626	BOLT, mach, ½-20NF-2 x 1¼ (front support cross member)	ea	6	.....	.....	(**)	H-1	X
H001-5461841	018-1766	.....	123967	BOLT, mach, ⅝-18NF-3 x 1¾ (front trunnion bracket)	ea	2	.....	.....	(**)	H-1	X
G513-7704039	.....	FMT-17E100	7704039	ENGINE, w/ACCESSORIES, assy	ea	1	.....	(%%)	(%%)		X
				Composed of:							
		FMT-2B7025	.....	1 ADAPTER, carburetor to governor.							
		GV-25R47M	.....	1 BELT SET (subgroup 0505). [3]							
		FMT-1B7185									
		DN-S30	.....	1 BREATHER (subgroup 0106.52). [4]							
		FMT-1C7168									
		FMT-5Y7205	.....	1 CABLE SET (subgroup 0605). [4]							
		Z-09797	.....	1 CARBURETOR (subgroup 0301). [4]							
		FMT-2C7024									
		AL-ZG4070H	.....	1 COIL (subgroup 0605). [3]							
		FMT-5B7007									
		BWE-215781	.....	1 COMPRESSOR (subgroup 1209.1). [4]							
		FMT-10D2244									
		AL-IAD4007	.....	1 DISTRIBUTOR (subgroup 0604.1). [3]							
		FMT-5B7162									
		LPE-Z15-2PL173	.....	1 DISK (subgroup 0201). [4]							
		FMT-7C7010									
		FMT-1B7096	.....	1 ELBOW (subgroup 0503). [4]							
		FMT-1B7101	.....	1 ELBOW, (subgroup 0503). [4]							

For explanation of footnotes, see NOTES page 73.

(1) STOCK NO.	(2) FEDERAL ITEM IDENTIFICATION NO.	(3) MFR'S PART NO.	(4) ORDNANCE PART NO.	(5) DESCRIPTION	(6) UNIT OF ISSUE	(7) QUANTITY INCORPORATED IN UNIT	(8) ORGANIZATIONAL ALLOWANCES BN. CO NO. OF MAJOR ITEMS 1-6 (a)	7-25 (b)	26-75 (c)	(9) REFERENCE SYMBOLS
				0100—Engine Assembly—Continued						
G513-7704039		FMT-17E100	7704039	ENGINE, w/ACCESSORIES, assy—Continued						
		SZ-A111545		1 FAN (subgroup 0505). [4]						
		HM-17997AS		1 FLYWHEEL, w/ring GEAR.						
		AL-GEW4802 FMT-1B7094		1 GENERATOR (subgroup 0601). [4]						
		PG-MA1377 FMT-1D7017		1 GOVERNOR, engine speed.						
		HM-16899D FMT-1D7019		1 HOUSING, flywheel.						
		HM-1704D FMT-1D7025		1 MANIFOLD (subgroup 0108). [3]						
		HM-17059D FMT-1D7036		1 MANIFOLD (subgroup 0108). [4]						
		LPE-150-1-146 FMT-7D7004		1 PLATE (subgroup 0201). [3]						
		AC-44	501008	6 PLUG (subgroup 0605). [4]						
		AC-1538449 FMT-2C7113		1 PUMP (subgroup 0302.3). [4]						
		SZ-A113811 HM-17165CS FMT-1D7044		1 PUMP (subgroup 0504). [4]						
		HM-17523ES FMT-1C7076		1 PUMP, oil.						
		AL-ML4209 FMT-16B7097		1 STARTER (subgroup 0603). [4]						
		FLS-158A HM-11770BS FMT-1B7191		1 THERMOSTAT (subgroup 0503). [4]						
G513-7413575		FMT-1E8504	7413575	ENGINE, w/o ACCESSORIES	ea	1		(%%)	(%%)	X
G513-7706955		FMT-5Y7216	7706955	KIT, repair, rear mounting support (Issue until stock is exhausted, then use KIT 7706959).	ea					† X
G513-7706959		FMT-5Y7298	7706959	KIT, repair, rear mounting support	ea			(%%)	(%%)	X
				Composed of:						
		FMT-14X5259		1 BOLT, rear support adapter bracket to center bracket, left.						

		FMT-14X5262		1 BOLT, rear support adapter bracket to center bracket, right.							
		FMT-10X108		1 NUT, rear support adapter bracket to center bracket bolt, left.							
		FMT-10X728		1 NUT, rear support adapter bracket to center bracket bolt, right.							
		FMT-1A4780		2 PAD, rear support.							
		FMT-11X266	103386	2 PIN, cotter, rear support adapter bracket to center bracket bolt.							
		FMT-1A7333		2 SPRING, rear support.							
			103346	4 WASHER, plain, rear support adapter bracket to center bracket bolt nut.							
H001-4167681	012-0371		120371	NUT, plain, ½-20NF-2 (front support cross member bolt (6) and rear support adapter bracket stud (8)).	ea	14			(**)	H-1	X
H101-0121358			121358	NUT, plain, ⅝-18NF-2 (front trunnion bracket bolt)	ea	2			(**)	H-1	X
G513-7706897		FMT-1A4780	7706897	PAD, rear support (Issue until stock is exhausted, then use KIT 7706959).	ea	2					† X
G513-7706902		FMT-1A7333	7706902	SPRING, rear support (Issue until stock is exhausted, then use KIT 7706959).	ea	2					† X
H001-7025801			120384	WASHER, lock, ½ in (front support cross member bolt nut (6) and rear support adapter stud nut (8)).	ea	14			(**)	H-1	X
H001-7025861			121574	WASHER, lock, ⅝ in (front trunnion bracket bolt nut)	ea	2			(**)	H-1	X
				0101—Cylinder Heads							
G067-1600010		DT-BR28738	A169282	ADAPTER, water to temperature gage (water outlet manifold).	ea	1	(%)	(%)	(%)		X
G509-0136100		HM-8082A		COCK, drain, cylinder block	ea	1	(%)	(%)	(%)		X
G509-0194018		HM-17224C		GASKET, cylinder head	ea	2	(%)	(%)	(%)		X
G509-0207126		HM-17214D FMT-1D7021		HEAD, cylinder, front	ea	2		(%%)	(%%)		X
G509-0207137		HM-17215D FMT-1D7022		HEAD, cylinder, rear	ea	1		(%%)	(%%)		X
G509-7375949		HM-1608A FMT-1A7444	7375949	SCREW, cap, hex-hd, S, ¼-13NC-2 x 3⅝	ea	32		(%%)	(%%)		X
H006-0282430			501591	PLUG, expansion, ⅝ in diam (cylinder block)	ea	5			(**)	H-6	X
G509-7063992		HM-2534A	7063992	PLUG, expansion, 1¼ in (water jacket)	ea	2	(%)	(%)	(%)		X
H106-0143967			143967	PLUG, pipe, ½ in (cylinder head)	ea	2			(**)	H-6	X
H006-0283766			143968	PLUG, pipe, ¾ in (cylinder block)	ea	4			(**)	H-6	X
H006-0283420			103876	PLUG, pipe, 1 in (cylinder block)	ea	1			(**)	H-6	X
				0105.2—Valve Tappets							
G509-0140730		HM-15006B FMT-1B7118		COVER, compartment, front [5]	ea						X

For explanation of footnotes, see NOTES, page 73.

(1) STOCK NO.	(2) FEDERAL ITEM IDENTIFICATION NO.	(3) MFR'S PART NO.	(4) ORDNANCE PART NO.	(5) DESCRIPTION	(6) UNIT OF ISSUE	(7) QUANTITY INCORPORATED IN UNIT	(8) ORGANIZATIONAL ALLOWANCES BN, CO NO. OF MAJOR ITEMS 1-6 (a)	7-25 (b)	26-75 (c)	(9) REFERENCE SYMBOLS	
				0105.2—Valve Tappets—Continued							
G509-7086714		HM-17007BS FMT-1B7401	7086714	COVER, compartment, rear [5]							X
H101-0434792			434792	SCREW, cap, ½-13NC-2 x 3½	ea	4			(**)	H-1	X
G509-7375926		HM-795A FMT-21X3005	7375926	WASHER, lead, valve cover screw, 33/64 ID, ¾ OD, 3/32 thk	ea	4	(%)	4	4		X
H001-7043801			120396	WASHER, plain, ½ in	ea	4			(**)	H-1	X
G509-0194015		HM-15005B FMT-1B7119		GASKET, compartment cover	ea	2	(%)	2	2		X
				0106.2—Oil Filters							
H016-0540463			540463	ELEMENT, oil filter	ea	2	2	2	2	H-16	X
H016-0540502			540502	FILTER, oil	ea	2		(%)	(%)	H-16	X
G509-5308281		FR-11581 FMT-1A7651	5308281	GASKET, cop, 17/32 ID, ¾ OD, 1/16 thk (cover screw)	ea	2	2	2	2		X
G749-7039934		FR-11582 FMT-1A7650	7039934	GASKET, cover	ea	2	2	2	2		X
H106-0125947			125947	PLUG, pipe, ⅛ in (base)	ea	2			(**)	H-6	X
H006-0283987			143992	PLUG, pipe, ¼ in (base)	ea	1			(**)	H-6	X
H006-0283195			127951	PLUG, pipe, ¼ in (drain)	ea	2			(**)	H-6	X
				0106.51—Crankcase Ventilating Valve (Used on vehicles after Serial No 115662)							
H006-0312600			504264	CONNECTOR, tube, compression, ⅜ in tube, ¼ in male pipe end, assy (ventilating line).	ea	1			(**)	H-6	X
H006-0504255			504255	ELBOW, tube, compression, ⅜ in tube, ¼ in male pipe end, assy (ventilating line).	ea	1			(**)	H-6	X
G513-7698635		HM-17929BS FMT-1B7466	7698635	LINE, ventilating, crankcase (12 in long) (Issue until stock is exhausted, then use TUBING 44-T-5080-25, CONNECTOR 504264 and ELBOW 504255).	ea	1					† X
H007-0218110			44-T-5080-25	TUBING, seamless, size ⅜ in	ft	(‡)			(**)	H-7	X
G513-6247031		DN-V4-10MU FMT-1A7073	6247031	VALVE, ventilating, crankcase	ea	1		(%)	(%)		X

				0106.52—Crankcase Breather and Filler							
H001-5148851	013-2908	----------	132908	BOLT, mach, No 10-32NF-2 x ½ (crankcase auxiliary breather pipe cap) (Used on vehicles through Serial No 115662).	ea	1	----	----	(**)	H-1	X
G513-7706636	----------	DN-S30 FMT-1C7168	7706636	BREATHER, crankcase, w/filler PIPE, assy (Used on vehicles after Serial No 115662) (Also available as part of ENGINE 7704039).	ea	1	(%)	(%)	(%)		X
G513-7740210	----------	HM-17908A FMT-1A7445	7740210	CAP, crankcase auxiliary breather pipe (Used on vehicles through Serial No 115662).	ea	1	(%)	(%)	(%)		X
G513-7088757	----------	DN-P3044 FMT-1A7627	7088757	CAP, crankcase breather (Used on vehicles after Serial No 115662).	ea	1	(%)	(%)	(%)		X
G513-7088749	----------	DN-P5186 FMT-1B7436	7088749	ELEMENT, crankcase breather (Used on vehicles after Serial No 115662).	ea	1	(%)	(%)	(%)		X
G507-5163262	----------	HM-22564A FMT-1A9696	A163262	GASKET, crankcase breather pipe (Used on vehicles through Serial No 115662).	ea	1	(%)	(%)	(%)		X
G513-7086726	----------	HM-17907B FMT-1B7152	7086726	PIPE, crankcase auxiliary breather (Used on vehicles through Serial No 115662).	ea	1	(%)	(%)	(%)		X
H001-5453141	018-0077	----------	180077	BOLT, mach, 5/16-18NC-3 x ¾	ea	2	----	----	(**)	H-1	X
H001-7025711	----------	----------	120214	WASHER, lock, 5/16 in	ea	2	----	----	(**)	H-1	X
G513-7086723	----------	HM-17897CS FMT-1C7088	7086723	PIPE, filler, crankcase (Used on vehicles after Serial No 115662).	ea	1	(%)	(%)	(%)		X
G513-7940211	----------	HM-17898CS FMT-1C7089	7940211	PIPE, filler, crankcase, w/CAP, assy (Used on vehicles through Serial No 115662).	ea	1	(%)	(%)	(%)		X
G513-7703108	----------	HM-17895AS FMT-1A7430	7703108	PIPE, filler, crankcase, w/CHAIN and CAP, assy (Used on vehicles after Serial No 115662).	ea	1	(%)	(%)	(%)		X
H001-7021681	012-1801	----------	121801	WASHER, lock, int-teeth, No 10 (crankcase auxiliary breather pipe cap bolt) (Used on vehicles through Serial No 115662).	ea	1	----	----	(**)	H-1	X
				0106.6—Oil Pan, Lines, and Viscometer							
G691-7744092	----------	----------	7744092	CONNECTOR, crankcase to governor line, w/NUT and SLEEVE.	ea	1	(%)	(%)	(%)		X
H006-0213550	----------	----------	118752	CONNECTOR, flared tube, ½ in tube, ⅜ in male pipe end (oil pump outlet and distributing line).	ea	3	----	----	(**)	H-6	X
H006-0570821	----------	----------	570821	ELBOW, tube, compression, 90 deg, ¼ in tube, ⅛ in male pipe end, assy (crankcase to governor line).	ea	1	----	----	(**)	H-6	X
G509-0232469	----------	HM-17147AS FMT-1A5665	----------	GAGE, oil level (bayonet type)	ea	1	(%)	(%)	(%)		X
G509-0194027	----------	HM-296A FMT-1A1762	----------	GASKET, oil pan drain plug (1) and strainer drain plug (1)	ea	2	(%)	(%)	(%)		X
G555-7097185	----------	FMT-1A7649	7097185	LINE, flex, viscometer, assy	ea	1	(%)	(%)	(%)		X
G513-7330772	----------	FMT-1B7148	7330772	LINE, oil, crankcase to governor	ea	1	(%)	(%)	(%)		X
G513-7330770	----------	FMT-1C7191	7330770	LINE, viscometer gage to flex line, assy	ea	1	(%)	(%)	(%)		X

For explanation of footnotes, see NOTES, page 73.

(1) STOCK NO.	(2) FEDERAL ITEM IDENTIFICATION NO.	(3) MFR'S PART NO.	(4) ORDNANCE PART NO.	(5) DESCRIPTION	(6) UNIT OF ISSUE	(7) QUANTITY INCORPORATED IN UNIT	(8) ORGANIZATIONAL ALLOWANCES BN, CO NO. OF MAJOR ITEMS 1-6 (a)	7-25 (b)	26-75 (c)	(9) REFERENCE SYMBOLS	
				0106.6—Oil Pan, Lines, and Viscometer—Continued							
G513-7706905		FMT-1A7524	7706905	LINE, viscometer to flex line, assy	ea	1	(%)	(%)	(%)		X
G136-7376241		HM-14867A FMT-1A1807	7376241	PLUG, drain, oil pan (1) and strainer (1)	ea	2	(%)	(%)	(%)		X
				0108—Intake and Exhaust Manifolds							
G509-0194057		HM-17054A FMT-1A7422		GASKET, exhaust manifold, inner	ea	2	(%)	2	2		X
G509-0194067		HM-17055A FMT-1A7423		GASKET, exhaust manifold, outer	ea	2	(%)	2	2		X
G156-0194038		HM-19764A FMT-1A4747		GASKET, heat box to exhaust manifold	ea	1	(%)	1	1		X
G509-0194020		HM-19763A FMT-1A4748		GASKET, heat box to intake manifold	ea	1	(%)	1	1		X
G509-0194016		HM-17056A FMT-1A7424		GASKET, intake manifold	ea	3	(%)	3	3		X
G509-0287365		HM-17048D FMT-1D7025		MANIFOLD, exhaust, assy	ea	1	(%)	(%)	(%)		X
H101-0503184			503184	NUT, hex, 3/8-24NF-2	ea	14			(**)	H-4	X
G509-0391681		HM-4078A FMT-1A7425		STUD (Used on vehicles through Serial No 108410)	ea	14	(%)	(%)	(%)		X
G509-0391512		HM-11484A FMT-1A5661		STUD, 3/8-24NF x 1 7/8 x 1/2-13NC (Used on vehicle after Serial No 110017).	ea	14	(%)	(%)	(%)		X
G509-0443034		HM-11485A FMT-1A5660		WASHER	ea	14	(%)	(%)	(%)		X
G509-0287350		HM-1704D FMT-1D7026		MANIFOLD, intake assy (Issue until stock is exhausted, then use MANIFOLD HM-17059D) (Also available as part of ENGINE 7704039).	ea	1					† X
G509-0287350		HM-17059D FMT-1D7036		MANIFOLD, intake, assy (Also available as part of ENGINE 7704039).	ea	1	(%)	(%)	(%)		X
H106-0125947			125947	PLUG, pipe, 1/8 in (intake manifold)	ea	1			(**)	H-6	X
H006-0283987			143992	PLUG, pipe, 1/4 in (intake manifold)	ea	3			(**)	H-6	X

				0109.1—Accessory Drive							
G510-7347702		HM-16143A FMT-1A4730	7347702	CHAIN, water pump flex coupling (Issue until stock is exhausted, then use COUPLING HM-18354AS).	ea	1					† X
G509-0140525		HM-18354AS		COUPLING, drive, flex, water pump, w/CHAIN and SPROCKETS, assy.	ea	1	(%)	(%)	(%)		X
G509-7743779		FMT-5Y7111	7743779	KIT, repair, water pump flex coupling chain Composed of:	ea	1	(%)	(%)	(%)		X
		HM-18362A FMT-1A4732		1 COVER, link.							
		HM-18361A FMT-1A4731		1 LINK, chain.							
		HM-18363A FMT-1A4733		1 LOCK, link.							
				GROUP 02—CLUTCH							
				0201—Disk and Pressure Plate							
G509-7348384		LPE-Z15-2PL-P-173 FMT-7C7010	7348384	DISK, driven, w/FACINGS, assy (Also available as part of ENGINE 7704039).	ea	1		(%%)	(%%)		X
G509-7540259		LPE-150-1-146 FMT-7D7004	7540259	PLATE, pressure, w/COVER, assy (Issue until stock is exhausted, then use PLATE 7376836) (Also available as part of ENGINE 7704039).	ea	1					† X
G509-7376836		LPE-150-1-295	7376836	PLATE, pressure, w/COVER, assy	ea	1		(%%)	(%%)		X
H101-0215450	021-5450		215450	BOLT, mach, ⅜-16NC-2 x 1	ea	12			(**)	H-1	X
H001-7017681			138489	WASHER, lock, ext-teeth, ⅜ in	ea	12			(**)	H-1	X
				0202—Release Mechanism							
H012-0710209			710209	BEARING, ball, JAN 994-13028-0000 (thrust, sgle row, clutch release, 2.0625 bore, 3.3281 OD, 0.750 width).	ea	1		(%%)	(%%)	H-12	X
G513-7706986		FMT-10A8751	7706986	BUSHING, pedal shaft	ea	2		(%%)	(%%)		X
G513-7378350		CE-4746 FMT-8A7172	7378350	CARRIER, release bearing	ea	1		(%%)	(%%)		X
G067-2401230		CE-1569 FMT-8B7053	5567483	FORK, release	ea	1		(%%)	(%%)		X
G067-2400930		CE-1607 FMT-8A8504	B143365	SCREW, lock	ea	2		(%%)	(%%)		X
G513-7698636		FMT-10A7292	7698636	SHAFT, clutch and brake pedal	ea	1		(%)	(%)		X
G513-7378358		CE-5183 FMT-8B7054	7378358	SHAFT, release, long	ea	1		(%%)	(%%)		X
G067-2400960		CE-2522 FMT-8A8503	6156053	SHAFT, release, short	ea	1		(%%)	(%%)		X
G067-2401040		FMT-7A7733	A167552	SPRING, release bearing carrier	ea	1		(%%)	(%%)		X

(1) STOCK NO.	(2) FEDERAL ITEM IDENTIFICATION NO.	(3) MFR'S PART NO.	(4) ORDNANCE PART NO.	(5) DESCRIPTION	(6) UNIT OF ISSUE	(7) QUANTITY INCORPORATED IN UNIT	(8) ORGANIZATIONAL ALLOWANCES BN, CO NO. OF MAJOR ITEMS 1-6 (a)	7-25 (b)	26-75 (c)	(9) REFERENCE SYMBOLS	
				0202—Release Mechanism—Continued							
G513-7706981		FMT-10A7320	7706981	SPRING, retracting, pedal (Issue until stock is exhausted, then use SPRING 7706985).	ea	1					† X
G513-7706985		FMT-10A7411	7706985	SPRING, retracting, pedal	ea	1		(%)	(%)		X
				GROUP 03—FUEL SYSTEM							
				0301—Carburetor							
G510-0131591		Z-09797 FMT-2C7024		CARBURETOR, assy (Also available as part of ENGINE 7704039).	ea	1	(%)	1	1		X
H101-0215565	021-5565		215565	BOLT, mach, 7/16-14NC-2 x 1¼	ea	2			(**)	H-1	X
H001-7025771			120383	WASHER, lock, 7/16 in	ea	2			(**)	H-1	X
G136-5301542		Z-C141-4-7	A301542	GASKET, carburetor to adapter	ea	1	(%)	1	1		X
				0302.1—Fuel Pump (2 Valve)							
G507-5163262		HM-22564A FMT-1A9696	A163262	GASKET, pump to cylinder block	ea	1	(%)	1	1		X
G510-0345896		AC-1537471 FMT-2C7020		PUMP, fuel, assy (Issue until stock is exhausted, then use PUMP 7735775) (subgroup 0302.3).	ea	1					† X
G513-7735770		AC-1538228 FMT-2C7083	7735770	PUMP, fuel, assy (Issue until stock is exhausted, then use PUMP 7735775) (subgroup 0302.3).	ea	1					† X
				NUT, hex (subgroup 0302.3).							
				STUD (subgroup 0302.3).							
				WASHER, lock, (subgroup 0302.3).							
				0302.3—Fuel Pump (6 Valve)							
G502-7735782		AC-1538747	7735782	GASKET, pump to cylinder block	ea	1	(%)	1	1		X
G509-7735775		AC-1538449 FMT-2C7113	7735775	PUMP, fuel, assy (Also available as part of ENGINE 7704039)	ea	1	(%)	1	1		X
H001-4027521			221157	NUT, hex, 5/16-24NF-2	ea	2			(**)	H-1	X
G513-7706916		FMT-2A7355	7706916	STUD	ea	2	(%)	1	1		X
H001-7025711	012-0214		120214	WASHER, lock, 5/16 in	ea	2			(**)	H-1	X

				0304—Air Cleaner							
G509-7099448	.....	UTS-T195-12100 FMT-2D7015	7099448	CLEANER, air, assy (Used on vehicles after Serial No 117553).	ea	1	(%)	(%)	(%)		X
G513-7372301	.....	UTS-T175-10700 FMT-2C7028	7372301	CLEANER, air, assy (Used on vehicles through Serial No 117553).	ea	1	(%)	(%)	(%)		X
				0306—Tanks, Lines, Fittings, and Shut-Off Cock							
G510-7342823	.....	FMT-2A7138	7342823	CAP, filler neck (Used on vehicles through Serial No 115266).	ea	1	(%)	1	1		X
G513-7706915	.....	FMT-2B7103X	7706915	CAP, filler neck, w/CHAIN (Used on vehicles after Serial No 115266).	ea	1	(%)	1	1		X
G085-3104430	.....	ANB-169C2 FMT-2A7272	.....	COCK, shut-off (at fuel filter) (Issue until stock is exhausted, then use COCK 7698653).	ea	1	.....	.....	.....		† X
G513-7698653	.....	FMT-2A7257	7698653	COCK, shut-off (at fuel filter)	ea	1	(%)	(%)	(%)	H-1	X
H005-0100580	.....	.....	17-C-18035-90	CONDUIT, flex, size ⅜ in	ft	(‡)	.....	.....	(**)	H-5	X
H006-0312600	.....	.....	504264	CONNECTOR, tube compression, ⅜ in tube, ¼ in male pipe end, assy (fuel pump to carburetor line (2) and fuel tank to fuel filter line (1)).	ea	3	.....	.....	(**)	H-6	X
H006-0265105	.....	.....	120499	ELBOW, pipe, 90 deg, ¼ in (fuel pump outlet (1), fuel pump inlet (1) and fuel filter outlet (1)).	ea	3	.....	.....	(**)	H-6	X
H006-0504255	.....	.....	504255	ELBOW, tube, compression, 90 deg, ⅜ in tube, ¼ in male pipe end, assy (fuel tank to fuel filter line).	ea	1	.....	.....	(**)	H-6	X
G555-7097184	.....	FO-HA7940 FMT-2A7184	7097184	LINE, flex fuel filter to fuel pump	ea	1	(%)	(%)	(%)		X
G513-7706914	.....	FMT-2C7082	7706914	LINE, fuel pump to carburetor (Use TUBING 44-T-5080-25, and (2) CONNECTOR 504264). LINE, fuel tank to fuel filter (Issue until stock is exhausted, then use TUBING 44-T-5080-25, CONDUIT 17-C-18035-90, CONNECTOR 504264 and ELBOW 504255).	ea	1	.....	.....	.....		† X
G513-7743694	.....	FMT-2C7026	7743694	TANK, fuel w/GAGE, assy (Used on vehicles through No 115266).	ea	1	(%)	(%)	(%)		X
G513-7413839	.....	FMT-2C7074	7413839	TANK, fuel, w/GAGE, assy (Used on vehicles after Serial No 115266).	ea	1	(%)	(%)	(%)		X
H007-0218110	.....	.....	44-T-5080-25	TUBING, seamless, size ⅜ in	ft	(‡)	.....	.....	(**)	H-7	X
				0309—Fuel Filter							
G085-3005380	.....	AC-1504117 FMT-2C7030	B246288	BOWL, sediment	ea	1	(%)	1	1		X
G508-7703774	.....	AC-1595831	7703774	ELEMENT, fuel filter (Issue until stock is exhausted, then use ELEMENT 7744141).	ea	1	.....	.....	.....		† X
G501-7744141	.....	FMT-2C7112	7744141	ELEMENT, fuel filter (paper)	ea	1	(%)	1	1		X

(1) STOCK NO.	(2) FEDERAL ITEM IDENTIFICATION NO.	(3) MFR'S PART NO.	(4) ORDNANCE PART NO.	(5) DESCRIPTION	(6) UNIT OF ISSUE	(7) QUANTITY INCORPORATED IN UNIT	(8) ORGANIZATIONAL ALLOWANCES — BN, CO — NO. OF MAJOR ITEMS 1-6 (a)	7-25 (b)	26-75 (c)	(9) REFERENCE SYMBOLS	
				0309—Fuel Filter—Continued							
G501-7744130		AC-1595134 FMT-1C7057	7744130 C116112	FILTER, fuel, assy	ea	1	(%)	(%)	(%)		X
H001-5455261	018-1637		181637	BOLT, mach, 3/8-24NF-3 x 1	ea	2			(**)	H-1	X
H001-4167601	012-0369		120369	NUT, plain, 3/8-24NF-2	ea	2			(**)	H-1	X
H001-7025741	012-0382		120382	WASHER, lock, 3/8 in	ea	2			(**)	H-1	X
G085-3002280		AC-1503541 FMT-2A7167	A291725	GASKET, element (Issue until stock is exhausted, then use GASKET SET 7000787).	ea	1					† X
G508-7702585		AC-1503536 FMT-2A7166	7702585	GASKET, head screw (Issue until stock is exhausted, then use GASKET SET 7000787).	ea	1					† X
G085-3002300		AC-1503542 FMT-2A7168	A291726	GASKET, sediment bowl (Issue until stock is exhausted, then use GASKET SET 7000787).	ea	1					† X
G508-7000787		AC-1595834	7000787	GASKET SET	ea		1	4	6		X
				Composed of:							
		AC-853558		1 GASKET, bowl.							
		AC-853562		1 GASKET, bowl screw.							
		AC-853572		1 GASKET, element.							
G510-7347388		Z-C149-24 FMT-2A7350	7347388	PLUG, head (Issue until stock is exhausted, then use PLUG, 219190).	ea	1					† X
H006-0283195			127951	PLUG, pipe, 1/4 in (drain, sediment bowl)	ea	1			(**)	H-6	X
H006-0283905			219190	PLUG, pipe, 1/4 in (head)	ea	2			(**)	H-6	X
G501-5291728		AC-853634 FMT-2A7165	A291728	SCREW, sp, cap, hex-hd, dog-pt, S, cd-pltd, 3/8-24NF-2 x 7/8 (head).	ea	1	(%)	1	1		X
G085-3005780		AC-1504118 FMT-2A7163	A291729	SPRING, element (Issue until stock is exhausted, then use SPRING 7002108).	ea	1					† X
G501-7002108		AC-1595830 FMT-2A7342	7002108	SPRING, element	ea	1	(%)	1	1		X
				0312—Accelerator, Throttle and Choke Controls							
G513-7706984		FMT-10B7404	7706984	CONTROL, choke and throttle, w/KNOB	ea	2	(%)	(%)	(%)		X
G513-7706978		FMT-10B7107	7706978	CONTROL, choke, assy (Issue until stock is exhausted, then use CONTROL 7706984).	ea	1					† X
G513-7706977		FMT-10B7106	7706977	CONTROL, throttle, assy (Issue until stock is exhausted, then use CONTROL 7706984).	ea	1					† X

H102-0109400		FMT-25X58	109400 7706894	JOINT, ball, spring, non-adj end plug, S, 1/4-28NF-2	ea	1	(%)	(%)	(%)	H-2	X
G513-7414893		FMT-10A7932	7414893	LEVER, accelerator pedal control rod	ea	1	(%)	(%)	(%)		X
G513-7413870		FMT-10A9125	7413870	LEVER, throttle valve shaft control rod	ea	1	(%)	(%)	(%)		X
G513-7414896		FMT-10B7125	7414896	ROD, control, throttle valve shaft	ea	1	(%)	(%)	(%)		X
G513-7706975		FMT-10A2131	7706975	SPRING, return, throttle valve shaft control rod lever	ea	1	(%)	(%)	(%)		X
				GROUP 04—EXHAUST SYSTEM							
				0401—Muffler, Exhaust and Tail Pipes							
G513-7706919		FMT-3B7012	7706919	CLAMP, support, exhaust pipe to muffler (Issue until stock is exhausted, then use CLAMP 7706924).	ea	1					† X
G513-7706924		FMT-3B7028	7706924	CLAMP, support, exhaust pipe to muffler	ea	1	(%)	(%)	(%)		X
H001-5453901	018-1610		181610	BOLT, mach, 5/16-24NF-3 x 1 1/4	ea	1			(**)	H-1	X
H001-4167561	012-0368		120368	NUT, plain, 5/16-24NF-2	ea	1			(**)	H-1	X
H001-7025711	012-0214		120214	WASHER, lock, 5/16 in	ea	1			(**)	H-1	X
G513-7706918		FMT-3B7011	7706918	CLAMP, tail pipe	ea	2	(%)	(%)	(%)		X
H001-5453901	018-1610		181610	BOLT, mach, 5/16-24NF-3 x 1 1/4	ea	2			(**)	H-1	X
H001-5456881	018-1659		181659	BOLT, mach, 7/16-20NF-3 x 3/4	ea	1			(**)	H-1	X
H001-5456901	018-1665		181665	BOLT, mach, 7/16-20NF-3 x 7/8	ea	1			(**)	H-1	X
H001-4167561	012-0368		120368	NUT, plain, 5/16-24NF-2	ea	2			(**)	H-1	X
H001-4167641	012-0370		120370	NUT, plain, 7/16-20NF-2	ea	2			(**)	H-1	X
H001-7025711	012-0214		120214	WASHER, lock, 5/16 in	ea	2			(**)	H-1	X
H001-7025771			120383	WASHER, lock, 7/16 in	ea	2			(**)	H-1	X
G513-7706921		FMT-3B7014	7706921	CLAMP, tail pipe to muffler (Issue until stock is exhausted, then use CLAMP 7706925).	ea	1			(**)		† X
G513-7706925		FMT-3B7029	7706925	CLAMP, tail pipe to muffler	ea	1	(%)	(%)	(%)		X
H001-5453901	018-1610		181610	BOLT, mach, 5/16-24NF-3 x 1 1/4	ea	1			(**)	H-1	X
H001-5456921	018-1666		181666	BOLT, mach, 7/16-20NF-3 x 1	ea	1			(**)	H-1	X
H001-4167561	012-0368		120368	NUT, plain, 5/16-24NF-2	ea	1			(**)	H-1	X
H001-4167641	012-0370		120370	NUT, plain, 7/16-20NF-2	ea	1			(**)	H-1	X
H001-7025711	012-0214		120214	WASHER, lock, 5/16 in	ea	1			(**)	H-1	X
H001-7025771			120383	WASHER, lock, 7/16 in	ea	1			(**)	H-1	X
G509-7348360		HM-17879B FMT-1B7099	7348360	FLANGE, exhaust pipe	ea	1	(%)	(%)	(%)		X
H001-5458741	018-1709		181709	BOLT, mach, 1/2-20NF-3 x 2 1/2	ea	3			(**)	H-1	X
H001-4165680	011-4548		114548	NUT, plain, 1/2-20NF-2	ea	3			(**)	H-1	X
G513-7088748		NM-T1534J FMT-3D7849	7088748	MUFFLER, assy (Used on vehicles after Serial No 118906)	ea	1	(%)	(%)	(%)		X
G513-7088747		OM-FD40-4 FMT-3D1003	7088747	MUFFLER, assy (Used on vehicles through Serial No 118906)	ea	1	(%)	(%)	(%)		X
G513-7706932		FMT-3C7017	7706932	PIPE, exhaust (Used on vehicles after Serial No 118906)	ea	1	(%)	(%)	(%)		X
G513-7324563		FMT-3C7005	7324563	PIPE, exhaust (Used on vehicles through Serial No 118906)	ea	1	(%)	(%)	(%)		X
G513-7706923		FMT-3C7020	7706923	PIPE, tail (Used on vehicles after Serial No 118906)	ea	1	(%)	(%)	(%)		X
G513-7706917		FMT-3C7006	7706917	PIPE, tail (Used on vehicles through Serial No 118906)	ea	1	(%)	(%)	(%)		X

(1) STOCK NO.	(2) FEDERAL ITEM IDENTIFICATION NO.	(3) MFR'S PART NO.	(4) ORDNANCE PART NO.	(5) DESCRIPTION	(6) UNIT OF ISSUE	(7) QUANTITY INCORPORATED IN UNIT	(8) ORGANIZATIONAL ALLOWANCES BN, CO NO. OF MAJOR ITEMS 1-6 (a)	7-25 (b)	26-75 (c)	(9) REFERENCE SYMBOLS	
				0401—Muffler, Exhaust and Tail Pipes—Continued							
G513-7706926	.....	FMT-3B7030	7706926	SUPPORT, manifold to exhaust pipe clamp (Used on vehicles after Serial No 118906).	ea	1	(%)	(%)	(%)		X
G513-7706920	.....	FMT-3B7013	7706920	SUPPORT, manifold to exhaust pipe clamp (Used on vehicles through Serial No 118906).	ea	1	(%)	(%)	(%)		X
H001-5455261	018-1637	.....	181637	BOLT, mach, 3/8-24NF-3 x 1	ea	2	.....	.....	(**)	H-1	X
H001-5456901	018-1665	.....	181665	BOLT, mach, 7/16-20NF-3 x 7/8	ea	1	.....	.....	(**)	H-1	X
H001-4167601	012-0369	.....	120369	NUT, plain, 3/8-24NF-2	ea	2	.....	.....	(**)	H-1	X
H001-4167641	012-0370	.....	120370	NUT, plain, 7/16-20NF-2	ea	1	.....	.....	(**)	H-1	X
H001-7025741	012-0382	.....	120382	WASHER, lock, 3/8 in	ea	2	.....	.....	(**)	H-1	X
H001-7025771	.....	.....	120383	WASHER, lock, 7/16 in	ea	1	.....	.....	(**)	H-1	X
				GROUP 05—COOLING SYSTEM							
				0501—Radiator							
G503-0131549	.....	FMT-4A7063	7734710 A227309	CAP, filler	ea	1	(%)	1	1		X
G501-5262210	.....	AC-846732 FMT-4A7088	A262210	GASKET, fibre, 1.687 ID, 2.126 OD, 0.062 thk (filler cap)	ea	1	1	1	1		X
G513-7706933	.....	FMT-4A7061	7706933	PAD, mounting	ea	2	(%)	(%)	(%)		X
G513-7327404	.....	IM-A48630D FMT-4D7024	7327404	RADIATOR, assy (Used on vehicles after Serial No 110017)	ea	1	(%)	(%)	(%)		X
G513-7698637	.....	FMT-4D7015	7698637	RADIATOR, assy (Used on vehicles through Serial No 108411).	ea	1	(%)	(%)	(%)		X
G513-7326166	.....	FMT-14X8053	7326166	BOLT, cap, dld-f/lkg-wire, 5/8-11NC-2 x 3 1/4	ea	2	(%)	(%)	(%)		X
G513-7706928	.....	FMT-4A2059	7706928	SPRING, mounting bolt	ea	2	(%)	(%)	(%)		X
G513-7706935	.....	FMT-4A7094	7706935	SPRING, tie rod, front	ea	1	(%)	(%)	(%)		X
G513-7706936	.....	FMT-4A7095	7706936	SPRING, tie rod, rear	ea	1	(%)	(%)	(%)		X
G539-7706927	.....	FMT-4A1025	7706927	WASHER, mounting bolt	ea	4	(%)	(%)	(%)		X
				0503—Fittings, Lines, Hoses, and Thermostat							
H006-0502916	.....	.....	502916	CLAMP, hose, 1 3/8 in (water pump by-pass line)	ea	4	.....	.....	(**)	H-6	X
G539-7703940	.....	FMT-26X512	7703940	CLAMP, hose, 2 5/8 in (water pump discharge (2), radiator outlet (4) and radiator inlet (2) used on vehicles through	ea	8	(%)	(%)	(%)		X

				Serial No 108411; (4) used on vehicles after Serial No 110017)).							
G513-7706934	.....	FMT-4A7090	7706934	COCK, drain, w/CHAIN	ea	2	(%)	(%)	(%)		X
H006-0312640	.....	.....	504266	CONNECTOR, tube, compression, ½ in tube, ⅜ in male pipe end, assy (air compressor water tubes).	ea	2	.....	.....	(**)	H-6	X
H106-0187396	.....	.....	187396	COUPLING, pipe, ⅜ in (cylinder block drain pipe to drain cock).	ea	1	.....	.....	(**)	H-6	X
G513-7331122	.....	FMT-1B7096	7331122	ELBOW, inlet, water pump (Also available as part of ENGINE 7704039).	ea	1	(%)	(%)	(%)		X
H001-5454561	018-0122	.....	180122	BOLT, mach, ⅜-16NC-3 x 1	ea	2	.....	.....	(**)	H-1	X
H001-7025741	012-0382	.....	120382	WASHER, lock, ⅜ in	ea	4	.....	.....	(**)	H-1	X
G513-7706929	.....	FMT-4B7020	7706929	ELBOW, outlet, radiator	ea	1	(%)	(%)	(%)		X
H001-5454561	018-0122	.....	180122	BOLT, mach, ⅜-16NC-3 x 1	ea	4	.....	.....	(**)	H-1	X
H001-7025741	012-0382	.....	120382	WASHER, lock, ⅜ in	ea	4	.....	.....	(**)	H-1	X
G513-7331121	.....	FMT-1B7101	7331121	ELBOW, outlet, thermostat housing (Also available as part of ENGINE 7704039).	ea	1	(%)	(%)	(%)		X
H001-5454581	018-0123	.....	180123	BOLT, mach, ⅜-16NC-3 x 1⅛	ea	2	.....	.....	(**)	H-1	X
H001-7025741	012-0382	.....	120382	WASHER, lock, ⅜ in	ea	2	.....	.....	(**)	H-1	X
H006-0504258	.....	.....	504258	ELBOW, tube compression, 90 deg, ½ in tube, ⅜ in male pipe end, assy (air compressor water tubes).	ea	2	.....	.....	(**)	H-6	X
G510-0194025	.....	FMT-4A2090	.....	GASKET, radiator inlet elbow (Used on vehicles through Serial No 108411).	ea	1	(%)	(%)	(%)		X
G510-0194026	.....	FMT-4A7062	.....	GASKET, radiator outlet elbow	ea	1	(%)	(%)	(%)		X
G509-0194024	.....	HM-80771A FMT-1A7437	.....	GASKET, thermostat housing	ea	1	(%)	(%)	(%)		X
G513-7706904	.....	FMT-1A7441	7706904	GASKET, thermostat housing outlet elbow	ea	1	(%)	(%)	(%)		X
G509-0194068	.....	HM-8179A FMT-1A7436	.....	GASKET, water outlet manifold	ea	2	(%)	(%)	(%)		X
G509-0194017	.....	HM-15179B FMT-1B7121	.....	GASKET, water pump discharge manifold	ea	1	(%)	(%)	(%)		X
G513-7330773	.....	FMT-1A9665	7330773	GASKET, water pump inlet elbow	ea	1	(%)	(%)	(%)		X
G510-0217815	.....	FMT-4A7064	.....	HOSE, inlet, radiator (Used on vehicles through Serial No 108411).	ea	1	(%)	1	1		X
G513-7331123	.....	FMT-4A5090	7331123	HOSE, radiator (outlet (2) and inlet (Used on vehicles after Serial No 110017) (2)).	ea	4	(%)	1	2		X
H007-0100220	.....	.....	33-H-775	HOSE, radiator, ID, 1¾ in	ft	(‡)	.....	.....	(**)	H-7	X
G513-7330774	.....	FMT-4A8157	7330774	HOSE, water pump by-pass line	ea	2	(%)	1	1		X
G509-0217815	.....	HM-15064 FMT-1A7381	.....	HOSE, water pump discharge (5⅛ in long) (rubber) (Issue until stock is exhausted, then use HOSE 33-H-775).	ea	1	.....	.....	.....		† X
G509-0217880	.....	HM-66718C FMT-1C7086	.....	HOUSING, thermostat, upper	ea	1	(%)	(%)	(%)		X
G513-7706898	.....	FMT-1C7056	7706898	LINE, by-pass, water pump	ea	1	(%)	(%)	(%)		X
G509-0287355	.....	HM-15178C FMT-1C7071	.....	MANIFOLD, discharge, water pump	ea	1	(%)	(%)	(%)		X
H001-5453141	018-0077	.....	180077	BOLT, mach, 5/16-18NC-3 x ¾	ea	20	.....	.....	(**)	H-1	X
H001-7025711	012-0214	.....	120214	WASHER, lock, 5/16 in	ea	20	.....	.....	(**)	H-1	X

(1) STOCK NO.	(2) FEDERAL ITEM IDENTIFICATION NO.	(3) MFR'S PART NO.	(4) ORDNANCE PART NO.	(5) DESCRIPTION	(6) UNIT OF ISSUE	(7) QUANTITY INCORPORATED IN UNIT	(8) ORGANIZATIONAL ALLOWANCES BN, CO NO. OF MAJOR ITEMS 1-6 (a)	7-25 (b)	26-75 (c)	(9) REFERENCE SYMBOLS	
				0503—Fittings, Lines, Hoses, and Thermostat—Continued							
G513-7086921		HM-66377 FMT-1C7085	7086921	MANIFOLD, water outlet (Issue until stock is exhausted, then use MANIFOLD 7735784).	ea	1					† X
G509-7735784		HM-66383C FMT-1C7018	7735784	MANIFOLD, water outlet, w/lower thermostat HOUSING	ea	1	(%)	(%)	(%)		X
H101-0180175	018-0175		180175	BOLT, mach, ½-13NC-3 x 1¼	ea	4			(**)	H-1	X
H001-7025801			120384	WASHER, lock, ½ in	ea	4			(**)	H-1	X
H001-7043801			120396	WASHER, plain, ½ in	ea	4			(**)	H-1	X
H006-0229040			121207	NIPPLE, pipe, ⅜ x 1 (drain pipe to drain cock)	ea	1			(**)	H-6	X
G513-7706903		FMT-1A7440	7706903	PIPE, drain, cylinder block	ea	2	(%)	(%)	(%)		X
G509-7715997		HM-11770BS FLS-158A FMT-1B7191	7715997	THERMOSTAT, w/cop GASKET, assy (Also available as part of ENGINE 7704039).	ea	1	(%)	(%)	(%)		X
G513-7706980		FMT-10B7144	7706980	TUBE, air compressor water inlet (21 in long) (Issue until stock is exhausted, then use TUBING 44-T-5080-30, CONNECTOR 504266 and ELBOW 504258).	ea	1					† X
G513-7706979		FMT-10B7143	7706979	TUBE, air compressor water outlet (27½ in long) (Issue until stock is exhausted, then use TUBING 44-T-5080-30, CONNECTOR 504266 and ELBOW 504258).	ea	1					† X
G513-7706930		FMT-4B7021	7706930	TUBE, radiator (outlet (1) and inlet (Used on vehicles after Serial No 110017 (1)).	ea	2	(%)	(%)	(%)		X
H007-0218135			44-T-5080-30	TUBING, seamless, size ½ in	ft	(‡)			(**)	H-7	X
				0504—Water Pump							
G085-1255700		HM-2210A FMT-1A792		COLLAR, dowel, S, 33/64 ID, 11/16 OD, 7/32 thk (split, taper, water pump to cylinder block bolt).	ea	2	(%)	(%)	(%)		X
				COUPLING, drive, flex, w/CHAIN and SPROCKETS, assy (subgroup 0109.1).							
H016-0112464			112464	CUP, grease, ¼ oz cap, ⅛NPT, male (body)	ea	2			(**)	H-16	X
H006-0265005			120627	ELBOW, pipe, 45 deg, ⅛ in (grease cup) (Used w/packless type PUMP).	ea	1			(**)	H-6	X
H106-0125947			125947	PLUG, pipe, ⅛ in (drain) (Used w/packless type PUMP)	ea	1			(**)	H-6	X
H106-0143993			143993	PLUG, pipe, ⅜ in (drain) (Used w/packing type PUMP)	ea	1			(**)	H-6	X
H006-0283766			143968	PLUG, pipe, ¾ in (cover) (Used w/packless type PUMP)	ea	1			(**)	H-6	X

G510-0345895		HM-16859DS FMT-1D7024		PUMP, water, assy (Used w/packing type PUMP) (Issue until stock is exhausted, then use PUMP 7033348).	ea	1					† X
G510-7033348		SZ-A113811 HM-17165CS FMT-1D7044	7033348	PUMP, water, assy (Used w/packless type PUMP) (Also available as part of ENGINE 7704039).	ea	1	(%)	(%)	(%)		X
H101-0215675	021-5675		215675	BOLT, mach, ½-13NC-2 x 1¼	ea	4			(**)	H-1	X
H001-7025801			120384	WASHER, lock, ½ in	ea	4			(**)	H-1	X
				0505—Fan							
G513-7088754		GV-25R47M FMT-1B7185	7088754	BELT SET, drive, fan (Issue until stock is exhausted, then use BELT 507208) (Also available as part of ENGINE 7704039).	ea	1					† X
H017-0507208			507208	BELT, cog "V" type (drive, fan and air compressor)	ea	2	1	2	4		X
G513-7088746		SZ-F07117 FMT-4C7024	7088746	BLADE, fan, assy	ea	1	(%)	(%)	(%)		X
H101-0214020	021-4020		214020	BOLT, mach, 5/16-18NC-2 x 1½	ea	4			(**)	H-1	X
H001-7025711	012-0214		120214	WASHER, lock, 5/16 in	ea	4			(**)	H-1	X
G509-0126129		SZ-A110934 FMT-4B7025	7033346	BRACKET, mounting	ea	1		(%)	(%)		X
H101-0215681	021-5681		215681	BOLT, mach, ½-13NC-2 x 1¾	ea	2			(**)	H-1	X
H101-0427005	042-7005		427005	BOLT, mach, ½-13NC-2 x 3	ea	1			(**)	H-1	X
H101-0215690			215690	SCREW, cap, ½-13NC-2 x 3	ea	1			(**)	H-1	X
H001-7025801			120384	WASHER, lock, ½ in	ea	3			(**)	H-1	X
H101-0125829			125829	WASHER, lock, ext-teeth, ½ in	ea	1			(**)	H-1	X
G691-7089573		SZ-A111545	7089573	FAN, w/BRACKET, assy (Also available as part of ENGINE 7704039).	ea	1		(%)	(%)		X
G513-7088762		FMT-4C7025	7088762	FAN, w/o BRACKET, assy	ea	1		(%)	(%)		X
G510-7033360		SZ-C9095 FMT-4A7068	7033360	GASKET, fan blade to hub	ea	1		(%)	(%)		X
H101-0220073	022-0073		220073	NUT, plain, ½-13NC-2 (adj screw)	ea	1			(**)	H-1	X
H006-0283192			118831	PLUG, pipe, ⅛ in (fan hub)	ea	1			(**)	H-6	X
G691-7089572		FMT-4A7067	7089572	SCREW, adj	ea	1		(%)	(%)		X
G510-7089845		SZ-C115397	7089845	WASHER, clamp, fan bracket, front	ea	1		(%)	(%)		X
G510-7089844		SZ-C115396	7089844	WASHER, clamp, fan bracket, rear	ea	1		(%)	(%)		X
G509-0443160		SZ-C17065 FMT-4A7907	A186716	WASHER, clamp, S, cyanide hardened, 0.630 ID, 1¼ OD, 0.125 in thk, with ⅛ in tang (spindle bearing, front).	ea	1		(%)	(%)		X
H001-7025801			120384	WASHER, lock, ½ in (adj screw nut)	ea	1			(**)	H-1	X
				GROUP 06—ELECTRICAL SYSTEM							
				0601—Generator							
G509-0196299		AL-GEW4802 FMT-1B7094		GENERATOR, assy (6 v) (Also available as part of ENGINE 7704039).	ea	1	(%)	(%)	(%)		X
G547-7063991		HM-2168A	7063991	NUT	ea	1	(%)	(%)	(%)		X

(1) STOCK NO.	(2) FEDERAL ITEM IDENTIFICATION NO.	(3) MFR'S PART NO.	(4) ORDNANCE PART NO.	(5) DESCRIPTION	(6) UNIT OF ISSUE	(7) QUANTITY INCORPORATED IN UNIT	(8) ORGANIZATIONAL ALLOWANCES BN, CO NO. OF MAJOR ITEMS 1-6 (a)	7-25 (b)	26-75 (c)	(9) REFERENCE SYMBOLS	
				0601—Generator—Continued							
G509-0196299		AL-GWE4802 FMT-1B7094		GENERATOR, assy (6 v), etc—Continued							
G547-7063990		HM-2167A	7063990	SCREW, hex-hd, hanger-pt, S, 5/8-11NC-2 x 2	ea	1	(%)	(%)	(%)		X
H001-7023871			131205	WASHER, lock, 5/8 in	ea	1			(**)	H-1	X
G509-0382830		HM-4790A FMT-1A7203		SEAL, oil, drive end head to crankcase (cork)	ea	1	1	1	1		X
				0602—Generator Regulator							
G510-0367338		AL-VRY4201A		REGULATOR, generator, assy (Issue until stock is exhausted, then use REGULATOR AL-VRY4201C).	ea	1					† X
G510-0367338		AL-VRY4201C		REGULATOR, generator, assy	ea	1	(%)	(%)	(%)		X
H101-0174853	017-4853		174853	NUT, plain, 5/16-18NC-3	ea	4			(**)	H-1	X
H101-0216933			216933	SCREW, cap, 5/16-18NC-2 x 1 1/4	ea	4			(**)	H-1	X
H001-7018711			120638	WASHER, lock, 5/16 in	ea	4			(**)	H-1	X
				0603—Starter							
G510-7417957		AL-ML4209 FMT-16B7097	7417957	STARTER, assy (12 v) (Also available as part of ENGINE 7704039).	ea	1	(%)	(%)	(%)		X
H001-5454701	018-0128		180128	BOLT, mach, 3/8-16NC-3 x 1 3/4	ea	3			(**)	H-1	X
H001-7018741			131099	WASHER, lock, 3/8 in	ea	3			(**)	H-1	X
G510-0393785		DR-407J FMT-16B7098		SWITCH, series parallel, assy	ea	1	(%)	(%)	(%)		X
H001-5453141	018-0077		180077	BOLT, mach, 5/16-18NC-3 x 3/4	ea	2			(**)	H-1	X
H001-7025711	012-0214		120214	WASHER, lock, 5/16 in	ea	2			(**)	H-1	X
G509-0393791		AL-XA569 DR-1118008 FMT-5A7105		SWITCH, solenoid, assy	ea	1	(%)	(%)	(%)		X
H101-0132100	013-2100		132100	BOLT, mach, No 10-32NF-2 x 5/16	ea	2			(**)	H-1	X
H001-7021681	012-1801		121801	WASHER, lock, int-teeth, No 10	ea	2			(**)	H-1	X
				0604.1—Distributor							
G513-7373804		SW-659AA FMT-16B7111	7373804	ADAPTER, tachometer and distributor drive, assy	ea	1		(%)	(%)		X

H001-5025511	021-6915		216915	BOLT, mach, ¼-20NC-2 x ⅝	ea	1			(**)	H-1	X
G102-0401471		SW-68653	7340189 A214580	WASHER, plain, S, 0.508 ID, 0.720 OD, 0.012 thk	ea	1		(%)	(%)		X
G507-5346773		AL-IGC1107S FMT-5A7047	5346773	CAP, assy	ea	1	1	1	1		X
G507-5346776		AL-IGW3139 FMT-5A7061	A346776 5346776	CAPACITOR, distributor	ea	1	1	1	1		X
H101-0131875	013-1875		131875	BOLT, mach, No 6-32NC-2 x 3/16	ea	1			(**)	H-1	X
H001-7023561			131181	WASHER, lock, No 6 (Used w/DISTRIBUTOR AL-IGC4701).	ea	1			(**)	H-1	X
H001-7025561	013-1044		131044	WASHER, lock, No 6 (Used w/DISTRIBUTORS 7706807 and 7743704).	ea	1			(**)	H-1	X
G510-7372091		SW-78282	7372091	CLAMP, adapter housing	ea	1		(%)	(%)		X
G509-7706807		AL-IAD4007 FMT-5B7162	7706807	DISTRIBUTOR, assy (Used on vehicles after Serial No 118896) (Issue until stock is exhausted, then use DISTRIBUTOR 7743704) (Also available as part of ENGINE 7704039).	ea	1					† X
G509-0152015		AL-IGC4701 FMT-5B7006		DISTRIBUTOR, assy (Used on vehicles through Serial No 118896) (Issue until stock is exhausted, then use DISTRIBUTOR 7743704).	ea	1					† X
G513-7743704		AL-IAD6001-1C	7743704	DISTRIBUTOR, assy	ea	1	(%)	(%)	(%)		X
G507-5346774		AL-IGP3028FS FMT-5Y7248	A346774	POINT SET, distributor	ea	1	1	1	2		X
				Composed of:							
		AL-IGP3028		1 ARM, breaker, assy.							
		AL-IGC1149		1 CONTACT, breaker.							
G507-7411996		AL-IGS1016B FMT-5A7070	7411996	ROTOR, distributor	ea	1	1	1	1		X
G507-5346778		AL-IGC175	5346778	SCREW, hex-hd, No 6-32 x 5/16 (breaker arm spring clip)	ea	1	1	1	1		X
				0605—Ignition Coil, Wiring and Spark Plugs							
G513-7706950		FMT-5Y7205	7706950	CABLE SET, ignition (Also available as part of ENGINE 7704039).	ea		(%)	(%)	(%)		X
				Composed of:							
		FMT-5A7544		1 CABLE, high tension, coil to distributor, assy							
		FMT-16A7306		1 CABLE, low tension, coil to distributor, assy.							
		FMT-5A8153		1 CABLE, spark plug, No 1, assy.							
		FMT-5A8155		1 CABLE, spark plug, No 2, assy.							
		FMT-5A8152		1 CABLE, spark plug, No 3, assy.							
		FMT-5A8176		1 CABLE, spark plug, No 4, assy.							
		FMT-5A8180		1 CABLE, spark plug, No 5, assy.							
		FMT-5A8177		1 CABLE, spark plug, No 6, assy.							
		FMT-5A7879		8 NIPPLE (subgroup 0605).[4]							

For explanation of footnotes, see NOTES, page 73.

(1) STOCK NO.	(2) FEDERAL ITEM IDENTIFICATION NO.	(3) MFR'S PART NO.	(4) ORDNANCE PART NO.	(5) DESCRIPTION	(6) UNIT OF ISSUE	(7) QUANTITY INCORPORATED IN UNIT	(8) ORGANIZATIONAL ALLOWANCES BN, CO NO. OF MAJOR ITEMS 1–6 (a)	7–25 (b)	26–75 (c)	(9) REFERENCE SYMBOLS	
				0605—Ignition Coil, Wiring and Spark Plugs—Continued							
G510–0139784	----------	AL–IG4070H FMT–5B7007	----------	COIL, ignition (Issue until stock is exhausted, ~~then~~ use COIL 7539092) (Also available as part of ENGINE 7704039).	ea	1	----------	----------	----------		† X
G509–7539092	----------	AL–IG6001	7539092	COIL, ignition	ea	1	(%)	(%)	(%)		X
H001–5150131	012–0628	----------	120628	BOLT, mach, ¼–20NC–2 x ½	ea	2	----------	----------	(**)	H–1	X
H001–4135741	013–4551	----------	134551	NUT, plain, ¼–20NC–2	ea	2	----------	----------	(**)	H–1	X
H001–7025681	012–0380	----------	120380	WASHER, lock, ¼ in	ea	2	----------	----------	(**)	H–1	X
H004–0345000	----------	----------	120095	NIPPLE, insulating, distributor, 7-mm cable, rubber, 9/16 in ID body (distributor terminal) (Also available as part of CABLE SET 7706950).	ea	8	(%)	(%)	(%)	H–4	X
H004–0501008	----------	----------	501008	PLUG, spark, 14-mm cold, 13/16 in hex, ⅜ in thd lgh (Also available as part of ENGINE 7704039).	ea	6	6	6	6	H–4	X
G513–7703169	----------	HM–17370BS FMT–1B7109	7703169	TUBE, support, ignition cable	ea	1	(%)	(%)	(%)		X
				0607—Instruments, Wiring Harness, Lights, and Switches							
G514–7540357	----------	SW–440051 FMT–15B7092	7540357	AMMETER, auxiliary, assy	ea	1	(%)	(%)	(%)		X
G116–0400021	----------	SW–440047 FMT–15B7212	B280885	AMMETER, main, assy (Used on vehicles after Serial No 110017).	ea	1	(%)	(%)	(%)		X
G513–7373815	----------	SW–G97511 FMT–15B8952	7373815	AMMETER, main, assy (Used on vehicles through Serial No 110017).	ea	1	(%)	(%)	(%)		X
G513–7707006	----------	DM–2153 FMT–16A9247	7707006	CONNECTOR, instrument panel lamp, assy	ea	3	(%)	(%)	(%)		X
G116–1594664	----------	SW–500057 FMT–15B7093	7017107	GAGE, air pressure, assy	ea	1	(%)	(%)	(%)		X
G513–7373823	----------	SW–436009 FMT–15C7051	7373823	GAGE, fuel and ammeter, assy (Used on vehicles through Serial No 108411).	ea	1	(%)	(%)	(%)		X
G116–0400771	----------	SW–441023 FMT–2B7043	----------	GAGE, fuel, assy (Used on vehicles after Serial No 110017)	ea	1	(%)	(%)	(%)		X
G513–7373816	----------	SW–G97515 FMT–15B8953	7373816	GAGE, fuel, assy (Used on vehicles through Serial No 108411)	ea	1	(%)	(%)	(%)		X
G513–7373835	----------	SW–436008–42 FMT–15C7050	7373835	GAGE, oil pressure and water temperature, assy (Used on vehicles through Serial No 108411).	ea	1	(%)	(%)	(%)		X

G501-0194071	.....	SW-444063 FMT-15B7210	7017110 B266381	GAGE, oil pressure, assy (Used on vehicles after Serial No 110017).	ea	1	(%)	(%)	(%)		X
G513-7373817	.....	SW-G97523 FMT-15B8955	7373817	GAGE, oil pressure, assy (Used on vehicles through Serial No 108411).	ea	1	(%)	(%)	(%)		X
G513-7033328	.....	VM-S804A FMT-15B7094	7033328	GAGE, viscometer, assy	ea	1	(%)	(%)	(%)		X
G513-7373837	.....	SW-44208072 FMT-15B7209	7373837	GAGE, water temperature, assy (Used on vehicles after Serial No 110017).	ea	1	(%)	(%)	(%)		X
G513-7520499	.....	SW-G98360-78 FMT-15B8957	7520499	GAGE, water temperature, assy (Used on vehicles through Serial No 108411).	ea	1	(%)	(%)	(%)		X
G513-7698638	.....	FMT-16B7146	7698638	HARNESS, wiring instrument panel lamps (Used on vehicles through Serial No 108411).	ea	1	(%)	(%)	(%)		X
G513-7707003	.....	FMT-16B7417	7707003	HARNESS, wiring, instrument panel lamps, assy (Used on vehicles after Serial No 108411).	ea	1	(%)	(%)	(%)		X
G513-7707000	.....	FMT-16D7037	7707000	HARNESS, wiring, junction block to instrument panel, assy	ea	1	(%)	(%)	(%)		X
G513-7703862	.....	FMT-16B9029	7703862	INDICATOR, headlight beam (Used on vehicles through Serial No 115266).	ea	1	(%)	(%)	(%)		X
G503-7036866	.....	DR-1990544 FMT-15A7113	7036866	KNOB, driving and blackout light switch (Used on vehicles through Serial No 119519).	ea	1	(%)	(%)	(%)		X
H004-7067854	.....	DR-1990550 FMT-16A3781	7067854 A261936	KNOB, instrument panel light switch	ea	1	(%)	(%)	(%)		X
H104-0125588	.....	.....	125588	LAMP, elec, incand, min, 6-8 v, sgle-tun-fil, No 55, 2 cp (min-bay-base, G-4½ bulb, C-2R fil) (headlight beam indicator).	ea	1	(%)	(%)	(%)	H-4	X
H104-0142303	.....	.....	142303	LAMP, elec, incand, min 6-8 v, sgle-tun-fil, No 63, 3 cp (sgle-contact, cand-bay-base, G-6 bulb, C-2R fil) (instrument panel light).	ea	4	(%)	(%)	(%)	H-4	X
G503-5381088	.....	.....	A381088	LEVER, driving light switch (Used on vehicles after Serial No 119520).	ea	1	(%)	(%)	(%)		X
H004-0504780	.....	.....	504780	SHIELD, instrument light, 12 prong, S	ea	4	(%)	(%)	(%)	H-4	X
H004-0504703	.....	.....	504703	SOCKET, lamp, instrument panel light, sgle-contact, cand-bay-base, 4-prong snap mounting.	ea	4	(%)	(%)	(%)	H-4	X
G671-5636599	.....	DM-6202 FMT-5B7163	C136599	SWITCH, blackout and driving light, assy	ea	1	(%)	(%)	(%)		X
G513-7088750	.....	BR-85696 FMT-15A7308	7088750	SWITCH, ignition, assy (Issue until stock is exhausted, then use SWITCH 7088753).	ea	1	.....	.....	.....		† X
G513-7088753	.....	DM-6282 FMT-15A7405	7088753	SWITCH, ignition, assy	ea	1	(%)	(%)	(%)		X
H004-0506602	.....	.....	506602	SWITCH, light, push-pull, 2-position, assy (instrument panel light).	ea	1	(%)	(%)	(%)	H-4	X
				0608—Switches, Circuit Breakers, and Junction Block							
G539-7702268	.....	DM-5937 FMT-15A7183	7702268	BLOCK, junction	ea	2	(%)	(%)	(%)		X
G514-7341441	.....	SPT-CA40 FMT-15A7289	7341441	BREAKER, circuit (40 amp)	ea	3	(%)	(%)	(%)		X

(1) STOCK NO.	(2) FEDERAL ITEM IDENTIFICATION NO.	(3) MFR'S PART NO.	(4) ORDNANCE PART NO.	(5) DESCRIPTION	(6) UNIT OF ISSUE	(7) QUANTITY INCORPORATED IN UNIT	(8) ORGANIZATIONAL ALLOWANCES BN, CO NO. OF MAJOR ITEMS 1-6 (a)	7-25 (b)	26-75 (c)	(9) REFERENCE SYMBOLS	
				0608—Switches, Circuit Breakers, and Junction Block—Continued							
G508-7000418	----------	DR-1885189 FMT-15A7274	7000418	BREAKER, circuit, blackout light switch (Used on vehicles through Serial No 119519).	ea	1	(%)	(%)	(%)		X
G508-7000418	----------	DM-53097A FMT-5A7903	7000418	BREAKER, circuit, blackout light switch (Used on vehicles after Serial No 119520).	ea	1	(%)	(%)	(%)		X
G508-5215942	----------	SPT-CA5 FMT-15A7175	5215942	BREAKER, circuit, fuel gage (5 amp)	ea	1	(%)	(%)	(%)		X
G160-0393850	----------	BWE-221363 FMT-5Y7207	----------	KIT, repair, stop light switch	ea	----	(%)	(%)	(%)		X
				Composed of:							
		BWE-203672 FMT-10A7342	----------	1 CONNECTOR, terminal.							
		BWE-203381 FMT-10A9881	----------	1 DIAPHRAGM.							
		BWE-203059 FMT-10X26	118555	2 NUT, terminal screw.							
		BWE-203623 FMT-10A1551	----------	1 SCREW, side terminal.							
		BWE-215959 FMT-10A1552	----------	1 SCREW, top terminal.							
		BWE-203620 FMT-10A1557	----------	1 SPRING, diaphragm.							
		BWE-203063	----------	2 TERMINAL, cable.							
G508-7000419	----------	DM-6336 FMT-5B7164	7000419	SWITCH, dimmer, headlight (foot control type) (Used on vehicles after Serial No 120040).	ea	1	(%)	(%)	(%)		X
G172-7331488	----------	DM-5733 FMT-15B9181	7331488	SWITCH, dimmer, headlight (foot control type) (Used on vehicles through Serial No 108411).	ea	1	(%)	(%)	(%)		X
G513-7706997	----------	DM-5975 FMT-15B7272	7706997	SWITCH, dimmer, headlight, assy (foot control type) (Used on vehicles after Serial No 108411 through Serial No 120040).	ea	1	(%)	(%)	(%)		X
G160-0393786	----------	BWE-215537 FMT-10A2941	A142580	SWITCH, stop light, assy	ea	1	(%)	(%)	(%)		X
H001-5025821	021-3880	----------	213880	BOLT, mach, ¼-28NF-2 x ¾	ea	2	------	------	(**)	H-1	X
H001-4167520	010-3024	----------	103024	NUT, plain, ¼-28NF-2	ea	2	------	------	(**)	H-1	X
H001-7018681	013-1098	----------	131098	WASHER, lock, ¼ in	ea	2	------	------	(**)	H-1	X

0609.1—Head, Tail and Marker Lights, Lamps, and Lamp Units

G513-7538592	----------	GL-5934884 FMT-15A7368	7538592	CABLE, head lamp, w/CONNECTOR, assy (Used on vehicles after Serial No 108411).	ea	2	(%)	(%)	(%)		X
H004-0504430	----------	----------	504430	DOOR, blackout tail and stoplight, w/SCREWS	ea	1	(%)	(%)	(%)	H-4	X
H101-0132780	013-2780	----------	132780	BOLT, mach, No 8-32NC-2 x 1¼	ea	2	----------	----------	(**)	H-1	X
G741-7526288	----------	GL-5932205 FMT-15A7132	7526288	DOOR, head lamp	ea	2	(%)	(%)	(%)		X
G085-1482056	----------	GL-922690 FMT-15A7329	----------	SCREW, mach, oval-fil-hd, No 10-24NC-2 x ⅞	ea	2	(%)	(%)	(%)		X
H004-0504426	----------	----------	504426	DOOR, headlight, assy	ea	2	(%)	(%)	(%)	H-4	X
H001-5125831	013-1963	----------	131963	BOLT, mach, No 8-32NC-2 x ⅜	ea	4	----------	----------	(**)	H-1	X
G085-3301580	----------	GL-922295 FMT-15A7328	----------	GROMMET, head lamp (Used on vehicles after Serial No 108411).	ea	2	(%)	(%)	(%)		X
G513-7703861	----------	FMT-16A7706	7703861	GROMMET, head lamp (Used on vehicles through Serial No 108411).	ea	2	(%)	(%)	(%)		X
G057-0203923	----------	GL-5930487 FMT-15A9022	----------	GROMMET, head lamp wire (Used on vehicles through Serial No 108411).	ea	2	(%)	(%)	(%)		X
H104-0142303	----------	----------	142303	LAMP, elec, incand, min, 6-8 v, sgle-tun-fil, No 63, 3 cp (sgle-contact, cand-bay-base, G-6 bulb, C-2R-fil) (blackout marker light (2) and blackout stop and taillight (2)).	ea	4	(%)	4	8	H-4	X
H004-0504423	----------	----------	504423	LAMP-UNIT, blackout stoplight, sealed, 1-opng (upper) 6-8 v, 3 cp (right).	ea	1	(%)	1	1	H-4	X
H004-0504420	----------	----------	504420	LAMP-UNIT, blackout taillight, sealed, 4-opng (lower) 6-8 v, 3 cp.	ea	2	(%)	1	1	H-4	X
H104-0193142	----------	----------	193142	LAMP-UNIT, incand, sealed, all glass, 6-8 v, dble-tun-fil, 3 contact lug base, No 4030, 40-30 w (head lamp).	ea	2	(%)	2	4	H-4	X
H004-0504417	----------	----------	504417	LAMP-UNIT, service tail and stoplight, sealed (upper) 6-8 v, 21-3 cp (left).	ea	1	(%)	1	2	H-4	X
G513-7538186	----------	GL-925524 FMT-15D7101	7538186	LIGHT, head, blackout, assy (6-8 v)	ea	2	(%)	(%)	(%)		X
H004-0504439	----------	----------	504439	LIGHT, marker, blackout, type C pinless mounting base, 6-8 v, assy.	ea	2	(%)	(%)	(%)	H-4	X
H004-0504413	----------	----------	504413	LIGHT, tail and stop, blackout, 6-8 v, ⅞ in studs, assy (right).	ea	1	(%)	(%)	(%)	H-4	X
H004-0504406	----------	----------	504406	LIGHT, tail and stop, blackout and service (only taillight for blackout) 6-8 v, ⅞ in studs, assy (left).	ea	1	(%)	(%)	(%)	H-4	X
G116-0401400	----------	GL-5932207 FMT-15A7136	----------	RING, retaining, head lamp unit	ea	2	(%)	(%)	(%)		X
G749-7350582	----------	GL-924552 FMT-15A8964	7350582	SCREW, mach, bdg-hd, sp stls-S, No 8-32NC-2 x 21/64	ea	6	(%)	(%)	(%)		X
H004-0504427	----------	----------	504427	RING and SPRING, sealed head lamp-unit, assy (Used on vehicles after Serial No 115267).	ea	1	(%)	(%)	(%)	H-4	X

(1) STOCK NO.	(2) FEDERAL ITEM IDENTIFICATION NO.	(3) MFR'S PART NO.	(4) ORDNANCE PART NO.	(5) DESCRIPTION	(6) UNIT OF ISSUE	(7) QUANTITY INCORPORATED IN UNIT	(8) ORGANIZATIONAL ALLOWANCES BN, CO NO. OF MAJOR ITEMS 1–6 (a)	7–25 (b)	26–75 (c)	(9) REFERENCE SYMBOLS	
				0610—Sending Units							
G513–7373812		SW–95500 FMT–2C7071	7373812	GAGE (unit), sending, fuel level gage (Used on vehicles after Serial No 115266).	ea.	1	(%)	(%)	(%)		X
G513–7373811		SW–94984 FMT–2D7004	7373811	UNIT, sending, fuel level gage (Used on vehicles through Serial No 115266).	ea	1	(%)	(%)	(%)		X
H101–0127884			127884	SCREW, tapping, No 10 x ⅝ in	ea	4			(**)	H–1	X
				0611—Horns							
G513–7330826		DR–1860466 DR–1872391 FMT–16B7128	7330826	BRACKET, mounting	ea	2	(%)	(%)	(%)		X
H001–5452341	018–1566		181566	BOLT, mach, ¼–28NF–3 x ¾	ea	4			(**)	H–1	X
H001–4167521	012–0367		120367	NUT, plain, ¼–28NF–2	ea	4			(**)	H–1	X
H001–7025681	012–0380		120380	WASHER, lock, ¼ in	ea	4			(**)	H–1	X
G508–7728527		AL–HU4001	7728527	HORN, assy	ea		(%)	(%)	(%)		X
G057–0217798		DR–1999520 FMT–16C8460		HORN, high tone, right, assy	ea	1	(%)	(%)	(%)		X
G057–0217797		DR–1999519 FMT–16C8459		HORN, low tone, left, assy (Issue until stock is exhausted, then use HORN 7728527).	ea	1					† X
				0612—Batteries and Cables							
H015–0801034			51–A–1562–200	ACID, sulfuric, storage battery, dilute (electrolyte) sp, sp-gr 1.270, 2–1 gal (US) container (in one pkg).	ea	2	(%)	(%)	(%)	H–15	X
H015–0500905			500905	BATTERY, storage, lead-acid, charged, dry No 4H (automotive service, 6 v, 3-cell, 152 amp-hr rating, 13 1/16 x 7⅛ x 9⅜ max).	ea	2	(%)	(%)	(%)	H–15	NX
G513–7540089		FMT–16A3939	7540089	CABLE, battery to series-parallel switch, assy (neg)	ea	1	(%)	(%)	(%)		X
G513–7540088		FMT–16–A–3936	7540088	CABLE, battery to series-parallel switch, assy (pos)	ea	1	(%)	(%)	(%)		X
G513–7540090		FMT–16A3942	7540090	CABLE, battery to starter solenoid switch, assy	ea	1	(%)	(%)	(%)		X
G510–0131223		FMT–16A7316		CABLE, ground, assy	ea	1	(%)	(%)	(%)		X
				0613.1—Chassis Wiring Harnesses							
G513–7706999		FMT–16E7015	7706999	HARNESS, wiring, cranking motor switch and headlight	ea	1	(%)	(%)	(%)		X

G513-7706967	----------	FMT-5A8301	7706967	HARNESS, wiring, generator armature to regulator (Used on vehicles after Serial No 119555) (when used with HARNESS 7706966, interchangeable with HARNESS 7707001).	ea	1	(%)	(%)	(%)		X
G513-7706966	----------	FMT-5A8300	7706966	HARNESS, wiring, generator field to regulator (Used on vehicles after Serial No 119555) (when used with HARNESS 7706967, interchangeable with HARNESS 7707001).	ea	1	(%)	(%)	(%)		X
G513-7707001	----------	FMT-16B7144	7707001	HARNESS, wiring, generator to regulator (Used on vehicles through Serial No 119553).	ea	1	(%)	(%)	(%)		X
G513-7706998	----------	FMT-16E7011	7706998	HARNESS, wiring, junction block to tail lamp, assy	ea	1	(%)	(%)	(%)		X
				0615—Radio Suppression							
G513-7331129	----------	FMT-60X5110	7331129	BOLT, ½-20NF-2 x 1⅝ (transfer case to crossmember ground strap).	ea	1	(%)	1	1		X
H101-0181567	018-1567	----------	181567	BOLT, mach, ¼-28NF-3 x ⅞ (carburetor air cleaner to fender skirt ground strap (2) and spare wheel carrier to cab skirt ground strap (2)).	ea	4	------	------	(**)	H-1	X
H001-5455261	018-1637	----------	181637	BOLT, mach, ⅜-24NF-3 x 1 (carburetor air cleaner to fender skirt ground strap).	ea	1	------	------	(**)	H-1	X
H101-0181627	018-1627	----------	181627	BOLT, mach, ⅜-24NF-3 x ½ (steering column to support bracket ground strap).	ea	1	------	------	(**)	H-1	X
H001-5455301	018-1639	----------	181639	BOLT, mach, ⅜-24NF-3 x 1¼ (battery box to cover ground strap).	ea	2	------	------	(**)	H-1	X
H001-5456961	018-1668	----------	181668	BOLT, mach, 7/16-20NF-3 x 1¼ (battery box to cover ground strap (2) and spare wheel carrier to cab skirt ground strap (2)).	ea	4	------	------	(**)	H-1	X
H001-5458601	018-1700	----------	181700	BOLT, mach, ½-20NF-3 x 1½ (cylinder head to cab brace ground strap).	ea	1	------	------	(**)	H-1	X
H001-5461881	018-1772	----------	181772	BOLT, mach, ⅝-18NF-3 x 2 (oil pan to engine support bracket ground strap bolt).	ea	1	------	------	(**)	H-1	X
H001-5461921	018-1779	----------	181779	BOLT, mach, ⅝-18NF-3 x 2½ (clutch housing to cross rod bracket ground strap (1) and engine left rear mounting support to frame ground strap (1)).	ea	2	------	------	(**)	H-1	X
H005-0811650	----------	----------	22-C-70	CABLE, automotive, AWG No 4, width 25/32 in (ground straps).	ft	(‡)	------	------	(**)	H-5	X
G513-7330853	----------	SPR-S13-23A FMT-16B7467	7330853	CAPACITOR, generator	ea	1	(%)	1	2		X
H004-0504804	----------	----------	504804	FERRULE, ¾ in, wide braided strap	ea	15	(%)	1	1	H-4	X
G513-7330854	----------	SPR-JX112 FMT-16B7466	7330854	FILTER, field	ea	1	(%)	1	2		X
G513-7330855	----------	SPR-JX15-36-292 FMT-16B7465	7330855	FILTER, ignition	ea	1	(%)	1	1		X
G513-7330856	----------	SPR-JX14-36-292 FMT-16B7464	7330856	FILTER, supply	ea	1	(%)	1	2		X
H001-5148851	013-2908	----------	132908	BOLT, mach, No 10-32NF-2 x ½ (ignition filter (4) and supply filter (4)).	ea	8	------	------	(**)	H-1	X

(1) STOCK NO.	(2) FEDERAL ITEM IDENTIFICATION NO.	(3) MFR'S PART NO.	(4) ORDNANCE PART NO.	(5) DESCRIPTION	(6) UNIT OF ISSUE	(7) QUANTITY INCORPORATED IN UNIT	(8) ORGANIZATIONAL ALLOWANCES BN, CO NO. OF MAJOR ITEMS 1-6 (a)	7-25 (b)	26-75 (c)	(9) REFERENCE SYMBOLS	
				0615—Radio Suppression—Continued							
G513-7330856		SPR-JX14-36-292 FMT-16B7464	7330856	FILTER, supply—Continued							
G513-7331127		FMT-21X803	7331127	WASHER, lock, No 10 (ignition filter bolt (4) and supply filter bolt (4)).	ea	8	(%)	2	4		X
G513-7330857		FMT-16A3998	7330857	GUARD, ignition filter terminal	ea	1	(%)	1	1		X
H001-5452301	018-1003		181003	BOLT, mach, ¼-28NF-3 x ⅝	ea	2			(**)	H-1	X
H101-0122559			122559	NUT, castle, ½-20NF-3 (transfer case to cross member ground strap bolt).	ea	1			(**)	H-1	X
H001-4167521	012-0367		120367	NUT, plain, ¼-28NF-2 (carburetor air cleaner to fender skirt ground strap bolt (2) and spare wheel carrier to cab skirt ground strap bolt (2)).	ea	4			(**)	H-1	X
H001-4167601	012-0369		120369	NUT, plain, ⅜-24NF-2 (battery box to cover ground strap bolt (2), carburetor air cleaner to fender skirt ground strap bolt (1) and steering column to support bracket ground strap bolt (1)).	ea	4			(**)	H-1	X
H001-4167641	012-0370		120370	NUT, plain, 7/16-20NF-2 (battery box to cover ground strap bolt (2) and spare wheel carrier to cab skirt ground strap bolt (2)).	ea	4			(**)	H-1	X
H001-4167681	012-0371		120371	NUT, plain, ½-20NF-2 (fuel tank to bracket ground strap screw).	ea	1			(**)	H-1	X
H101-0121358	012-1358		121358	NUT, plain, ⅝-18NF-2 (clutch housing to cross rod bracket ground strap bolt (1), engine left rear mounting support to frame ground strap bolt (1) and oil pan to engine support bracket ground strap bolt (1)).	ea	3			(**)	H-1	X
H101-0189333			189333	SCREW, cap, ⅜-24NF-2A x 4¼ (steering column to support bracket ground strap).	ea	1			(**)	H-1	X
H101-0181701			181701	SCREW, cap, ½-20NF-3 x 1⅝ (fuel tank to bracket ground strap).	ea	1			(**)	H-1	X
H101-0145131			145131	SCREW, tapping, No 14 x ½ in (radiator deflector to frame ground strap).	ea	2			(**)	H-1	X
G513-7330859		FMT-16A3997	7330859	STRAP, ground, battery box to cover (Issue until stock is exhausted, then use CABLE 22-C-70 and FERRULE 504804).	ea	2					† X

G513-7330858	.....	FMT-16B7533	7330858	STRAP, ground, carburetor air cleaner to fender skirt (Issue until stock is exhausted, then use CABLE 22-C-70 and FERRULE 504804).	ea	1	.....	.....	.....		† X
G513-7330866	.....	FMT-16B7529	7330866	STRAP, ground, clutch housing to cross rod bracket (Issue until stock is exhausted, then use CABLE 22-C-70 and FERRULE 504804).	ea	1	.....	.....	.....		† X
G513-7330867	.....	FMT-16B7536	7330867	STRAP, ground, cylinder head to cab brace (Issue until stock is exhausted, then use CABLE 22-C-70 and FERRULE 504804).	ea	1	.....	.....	.....		† X
G513-7330868	.....	FMT-16B7528	7330868	STRAP, ground, engine left rear mounting support to frame (Issue until stock is exhausted, then use CABLE 22-C-70 and FERRULE 504804).	ea	1	.....	.....	.....		† X
G513-7330861*	.....	FMT-16B7539	7330861	STRAP, ground, fuel tank to bracket (Issue until stock is exhausted, then use CABLE 22-C-70 and FERRULE 504804).	ea	1	.....	.....	.....		† X
G513-7330869	.....	FMT-16B7565	7330869	STRAP, ground, oil pan to engine support bracket (Issue until stock is exhausted, then use CABLE 22-C-70 and FERRULE 504804).	ea	1	.....	.....	.....		† X
G513-7330870	.....	FMT-16B7532	7330870	STRAP, ground, radiator deflector to frame (Issue until stock is exhausted, then use CABLE 22-C-70 and FERRULE 504804).	ea	2	.....	.....	.....		† X
G513-7330862	.....	FMT-16B7534	7330862	STRAP, ground, spare wheel carrier to cab skirt (Issue until stock is exhausted, then use CABLE 22-C-70 and FERRULE 504804).	ea	2	.....	.....	.....		† X
G513-7330860	.....	FMT-16B7535	7330860	STRAP, ground, steering column to support bracket (Issue until stock is exhausted, then use CABLE 22-C-70 and FERRULE 504804).	ea	1	.....	.....	.....		† X
G513-7330863	.....	FMT-16B7530	7330863	STRAP, ground, transfer case to cross member (Issue until stock is exhausted, then use CABLE 22-C-70 and FERRULE 504804).	ea	1	.....	.....	.....		† X
G513-7330864	.....	FMT-16B7537	7330864	STRAP, ground, water manifold to cable tube (Issue until stock is exhausted, then use CABLE 22-C-70 and FERRULE 504804).	ea	1	.....	.....	.....		† X
G513-7330865	.....	FMT-16A3996	7330865	SUPPRESSOR, distributor	ea	1	(%)	1	2		X
G513-7330871	.....	FMT-16A3995	7330871	SUPPRESSOR, spark plug	ea	6	(%)	6	18		X
H001-7021801	013-8542	.....	138542	WASHER, lock, int-teeth, 3/8 in (steering column to support bracket ground strap bolt).	ea	2	.....	.....	(**)	H-1	X
H001-7124701	017-4916	.....	174916	WASHER, lock, int-ext-teeth, 1/4 x 0.760 (carburetor air cleaner to fender skirt ground strap bolt (4), radiator deflector to frame ground strap screw (4) and spare wheel carrier to cab skirt ground strap bolt (6)).	ea	14	.....	.....	(**)	H-1	X
H001-7124741	017-8551	.....	178551	WASHER, lock, int-ext-teeth, 3/8 x 0.985 (battery box to cover ground strap bolt (2) and carburetor air cleaner to fender skirt ground strap bolt (2)).	ea	4	.....	.....	(**)	H-1	X

(1) STOCK NO.	(2) FEDERAL ITEM IDENTIFICATION NO.	(3) MFR'S PART NO.	(4) ORDNANCE PART NO.	(5) DESCRIPTION	(6) UNIT OF ISSUE	(7) QUANTITY INCORPORATED IN UNIT	(8) ORGANIZATIONAL ALLOWANCES BN, CO NO. OF MAJOR ITEMS 1-6 (a)	7-25 (b)	26-75 (c)	(9) REFERENCE SYMBOLS	
				0615—Radio Suppression—Continued							
H001-7124761	017-8571	----------	178571	WASHER, lock, int-ext-teeth, 7/16 (battery box to cover ground strap bolt (2), spare wheel carrier to cab skirt ground strap bolt (6) and transfer case to cross member ground strap bolt (3)).	ea	11	----	----	(**)	H-1	X
H001-7124781	017-8591	----------	178591	WASHER, lock, int-ext-teeth, 1/2 (clutch housing to cross rod bracket ground strap bolt (2), cylinder head to cab brace ground strap bolt (2), engine left rear mounting support to frame ground strap bolt (2), fuel tank to bracket ground strap screw (2), oil pan to engine support bracket ground strap bolt (2), radiator deflector to frame ground strap screw (2), transfer case to cross member ground strap bolt (3) and water manifold to cable tube ground strap bolt (4)).	ea	19	----	----	(**)	H-1	X
H001-7124831	017-8632	----------	178632	WASHER, lock, int-ext-teeth, 5/8 x 1.620 (clutch housing to cross rod bracket ground strap bolt (2), engine left rear mounting support to frame ground strap bolt (2) and oil pan to engine support bracket ground strap bolt (3)).	ea	7	----	----	(**)	H-1	X
				0617—Trailer Coupling (Electric)							
H004-0500703	----------	----------	500703	SOCKET, coupling, 4 contact, w/hinged COVER	ea	1	(%)	(%)	(%)	H-4	X
H101-0215450	021-5450	----------	215450	BOLT, mach, 3/8-16NC-2 x 1	ea	2	----	----	(**)	H-1	X
H001-4026541	022-0071	----------	220071	NUT, plain, 3/8-16NC-2	ea	2	----	----	(**)	H-1	X
H001-7025741	012-0382	----------	120382	WASHER, lock, 3/8 in	ea	4	----	----	(**)	H-1	X
				GROUP 07—TRANSMISSION							
				0700—Transmission Assembly							
G513-7378370	----------	CE-326V021 FMT-8E7007	7378370	TRANSMISSION, w/o FLANGE (Issue until stock is exhausted, then use TRANSMISSION 7706907).	ea	1	----	----	----		† X
G513-7706907	----------	CE-326V030 FMT-17E700	7706907	TRANSMISSION, w/release BEARING, SLEEVE, FORK and rear FLANGE, assy.	ea	1	----	----	(%%)		X

H001-5454581	018-0123		180123	BOLT, mach, 5/8-16NC-3 x 1 1/8	ea	12			(**)	H-1	X
H001-7025741	012-0382		120382	WASHER, lock, 5/8 in	ea	12			(**)	H-1	X
				0701—Case							
H001-4167721	012-4634		124634	NUT, plain, 9/16-18NF-2 (case to clutch housing stud)	ea	6			(**)	H-1	X
H002-0502394			502394	PLUG, drain magnetic, 3/4 NPT (drain)	ea	1			(**)	H-2	X
H006-0541540			541540	PLUG, expansion, 3 1/4 in diam (case)	ea	1			(**)	H-6	X
H006-0283930			219306	PLUG, pipe, 1 1/4 in (filler)	ea	1			(**)	H-6	X
G513-7378351		CE-4844 FMT-8A8594	7378351	STUD, case to clutch housing, lower	ea	2		(%%)	(%%)		X
G067-2401090		CE-1079 FMT-8A8194	A186565	STUD, case to clutch housing, upper	ea	4		(%%)	(%%)		X
H101-0131204			131204	WASHER, lock, 9/16 in (case to clutch housing stud)	ea	6			(**)	H-1	X
				0704—Gear Shift Lever, Shifter Shafts, and Forks							
G067-2400510		FMT-8A7168	B156024	KNOB, gear shift lever	ea	1	(%)	(%)	(%)		X
				GROUP 08—TRANSFER							
				0800—Transfer Assembly							
G513-7698640		FMT-14C7050	7698640	BRACKET, rear	ea	1		(%)	(%)		X
G513-7698654		FMT-14X5108	7698654	BOLT, hex, dld-f-c/pin, 1/2-20NF-2 x 1 3/8	ea	2		(%)	(%)		X
H101-0122559			122559	NUT, castle, 1/2-20NF-3	ea	6			(**)	H-1	X
H001-0811040	010-3374		103374	PIN, cotter, 3/32 x 1	ea	6			(**)	H-1	X
G513-7706969		FMT-8A7005	7706969	INSULATOR, rear bracket, front (Issue until stock is exhausted, then use INSULATOR 7706971).	ea	4					† X
G513-7706971		FMT-8A7281	7706971	INSULATOR, rear bracket, front	ea	4		(%)	(%)		X
G513-7706970		FMT-8A7079	7706970	INSULATOR, rear bracket, rear	ea	4		(%)	(%)		X
G513-7413602		FMT-14A7030	7413602	PIN, dowel, rear bracket	ea	2		(%)	(%)		X
G513-7706910		WIS-T76 FMT-17E800	7706910	TRANSFER, assy	ea	1		(%%)	(%%)		X
				0801—Case							
H001-5456061	018-0151		180151	BOLT, mach, 7/16-14NC-3 x 1 3/4 (case cover)	ea	2			(**)	H-1	X
G509-0193840		TD-2808A365 FMT-11A7100		GASKET, case cover	ea	1		(%)	(%)		X
H001-4171641	012-1949		121949	NUT, plain, 7/16-20NF-3 (case cover screw)	ea	21			(**)	H-1	X
H006-0283920			219302	PLUG, pipe, 3/4 in (filler, case)	ea	1			(**)	H-6	X
H006-0283766			143968	PLUG, pipe, 3/4 in pipe thd (drain case)	ea	1			(**)	H-6	X
H101-0214141			214141	SCREW, cap, 7/16-20NF-2 x 1 3/4 (case cover)	ea	21			(**)	H-1	X
H001-7025771			120383	WASHER, lock, 7/16 in (case cover screw (21) and case cover bolt (2)).	ea	23			(**)	H-1	X

(1) STOCK NO.	(2) FEDERAL ITEM IDENTIFICATION NO.	(3) MFR'S PART NO.	(4) ORDNANCE PART NO.	(5) DESCRIPTION	(6) UNIT OF ISSUE	(7) QUANTITY INCORPORATED IN UNIT	(8) ORGANIZATIONAL ALLOWANCES BN, CO NO. OF MAJOR ITEMS 1-6 (a)	7-25 (b)	26-75 (c)	(9) REFERENCE SYMBOLS	
				GROUP 09—PROPELLER SHAFT							
				0900.1—Propeller Shaft (Transmission to Transfer)							
G102-5214480		SP-65-14-29 FMT-9A7975	A214480 5214480	CAP, dust, sleeve yoke	ea	1	(%)	(%)	(%)		X
G744-5214478		SP-5-70-49 FMT-9A7929	A214478 5214478	CAP, univ-jt journal needle bearing (Also available as part of KIT 7347665).	ea	8	(%)	(%)	(%)		X
H016-0504208			504208	FITTING, lubr, ⅛NPT, male (univ-jt journal) (Also available as part of KIT 7347665).	ea	2			(**)	H-16	X
G104-5700660			5700660	KIT, repair, univ-jt (Issue until stock is exhausted, then use KIT 7347665).	ea						† X
G104-7347665		SP-5-31X	7347665	KIT, repair, univ-jt	ea		(%)	(%)	(%)		X
				Composed of:							
		SP-5-6-78X		4 NEARING, needle, journal.							
		SP-5-70-49		4 CAP (subgroup 0900.1) [4]							
		SP-5-6-141		4 CUP, bearing.							
		SP-99-29	504208	1 FITTING (subgroup 0900.1). [4]							
		SP-5-5-46		1 JOURNAL, univ-jt.							
		SP-98-741 FMT-9A764		4 PLATE (subgroup 0900.1). [4]							
		SP-5-77-17		4 RETAINER (subgroup 0900.1). [4]							
		SP-5-67-21		1 RETAINER, roller journal bearing.							
		SP-98-777		140 ROLLER.							
		SP-5-73-109 FMT-14X3153		8 SCREW (subgroup 0900.1). [4]							
		SP-5-86-79 FMT-9A7927		4 SEAL (subgroup 0900.1).[4]							
		SP-99-40	587310	1 VALVE (subgroup 0900.1).[4]							
G744-5214479		SP-98-741 FMT-9A7864	5214479	PLATE, lock, univ-jt journal needle bearing cap (Also available as part of KIT 7347665).	ea	8	(%)	(%)	(%)		X
G744-5214485		SP-5-76-17	A214485 5214485	RETAINER, univ-jt journal needle bearing oil seal (Also available as part of KIT 7347665).	ea	8	(%)	(%)	(%)		X
G104-0601651		SP-5-73-109 FMT-14X3153	A214483	SCREW, hex-hd, s-fin, alloy-S, 5/16-24NF-2 x 9/16 (univ-jt journal needle bearing cap) (Also available as part of KIT 7347665).	ea	16	(%)	(%)	(%)		X

G744-5214484		SP-5-86-79 FMT-9A7927	A214484 5214484	SEAL, oil, univ-jt journal needle bearing (Also available as part of KIT 7347665).	ea	8	(%)	(%)	(%)		X
G509-0383940		SP-7405-1SF FMT-9C7016		SHAFT, propeller, w/univ JOINTS, assy	ea	1	(%)	(%)	(%)		X
G513-7326157		FMT-9A7954	7326157	BOLT, ⅜-24NF-2 x 1¼	ea	8	(%)	(%)	(%)		X
G513-7331430		FMT-9A7855	7331430	BOLT, ⅜-24NF-2 x 1¼	ea	8	(%)	(%)	(%)		X
H001-4167601	012-0369		120369	NUT, plain, ⅜-24NF-2	ea	16			(**)	H-1	X
H001-7025741	012-0382		120382	WASHER, lock, ⅜ in	ea	16			(**)	H-1	X
H016-0587310			587310	VALVE, lubr, pressure relief, 1,500 lb, ⅛NPT, male, short (univ-jt) (Also available as part of KIT 7347665).	ea	2			(**)	H-16	X
G104-1842719		SP-K5-16-33 FMT-9A7976	A214482	WASHER, cork, 1⅝ ID, 2³⁄₁₆ OD (sleeve yoke dust cap)	ea	1	(%)	(%)	(%)		X
G102-0307100		SP-K5-15-33 FMT-9A7009	A214481	WASHER, split, 2⁹⁄₃₂ ID, 2²⁹⁄₃₂ OD, 0.034 thk (sleeve yoke dust cap) (S).	ea	1	(%)	(%)	(%)		X
G102-5585585		SP-K5-2-379 FMT-9B8337	5585585	YOKE, flange (transfer end)	ea	1	(%)	(%)	(%)		X
G509-7735638		SP-K5-3-168X FMT-9B8338	7735638	YOKE, sleeve (transmission end)	ea	1	(%)	(%)	(%)		X
G509-7735581		SP-5-82-28X FMT-9B8336	7735581	YOKE, w/integral SHAFT	ea	1	(%)	(%)	(%)		X
				0900.3—Propeller Shaft (Transfer to Front Axle)							
G742-5302279		SP-3-½-14-19 FMT-9A7883	A283080 5302279	CAP, dust, sleeve yoke	ea	1	(%)	(%)	(%)		X
G742-5283074		SP-4-70-49 FMT-9A7881	A283074 5283074	CAP, univ-jt journal needle bearing (Also available as part of KIT 7521960).	ea	8	(%)	(%)	(%)		X
H016-0504208			504208	FITTING, lubr, ⅛NPT, male (univ-jt journal)	ea	2			(**)	H-16	X
G742-5283081		SP-4-86-119 FMT-9A7877	A283081 5283081	GASKET (seal), oil, univ-jt journal needle bearing	ea	8	(%)	(%)	(%)		X
G509-7521960		SP-5-15X FMT-5Y7126	7521960	KIT, repair, univ-jt	ea		(%)	(%)	(%)		X
				Composed of:							
		SP-K4-6-68X FMT-9A7880		4 BEARING, needle, journal.							
		SP-K4-70-49 FMT-9A7881		4 CAP (subgroup 0900.3).[4]							
		SP-K4-5-78X FMT-9B8135		1 JOURNAL.							
		SP-5-73-108 FMT-14X152		8 SCREW (subgroup 0900.3).[4]							
		SP-98-781 FMT-9A7882		4 STRAP (subgroup 0900.3).[4]							
G742-5282858		SP-4-76-17	A282858	RETAINER, univ-jt journal needle bearing oil seal	ea	8	(%)	(%)	(%)		X
G742-5284326		SP-5-73-108 FMT-14X3152	A281983 5284326	SCREW, univ-jt journal needle bearing cap (Also available as part of KIT 7521960).	ea	16	(%)	(%)	(%)		X

For explanation of footnotes, see NOTES, page 73.

(1) STOCK NO.	(2) FEDERAL ITEM IDENTIFICATION NO.	(3) MFR'S PART NO.	(4) ORDNANCE PART NO.	(5) DESCRIPTION	(6) UNIT OF ISSUE	(7) QUANTITY INCORPORATED IN UNIT	(8) ORGANIZATIONAL ALLOWANCES BN, CO NO. OF MAJOR ITEMS 1-6 (a)	7-25 (b)	26-75 (c)	(9) REFERENCE SYMBOLS	
				0900.3—Propeller Shaft (Transfer to Front Axle)—Continued							
G509-5283088		SP-4-16-83 FMT-9A7003	A283088 5283088	SEAL, sleeve yoke dust cap (cork)	ea	1	(%)	(%)	(%)		X
G513-7696499		SP-8913SF FMT-9C7018	7696499	SHAFT, propeller, w/univ JOINTS, assy	ea	1	(%)	(%)	(%)		X
G513-7326156		FMT-9A7001	7326156	BOLT, ½-20NF-2 x 1⅜	ea	8	(%)	(%)	(%)		X
H001-4167681	012-0371		120371	NUT, plain, ½-20NF-2	ea	8			(**)	H-1	X
H001-7025801			120384	WASHER, lock, ½ in	ea	8			(**)	H-1	X
G742-5281981		SP-98-781 FMT-9A7882	A283083 5281981	STRAP (plate), lock, univ-jt journal needle bearing cap (Also available as part of KIT 7521960).	ea	8	(%)	(%)	(%)		X
H016-0587310			587310	VALVE, lubr, pressure relief, 1,500 lb, ⅛NPT, male, short (univ-jt).	ea	2			(**)	H-16	X
G136-0443060		SP-4-15-43 FMT-9A7884	A283054	WASHER, split, sleeve yoke dust cap (S)	ea	1	(%)	(%)	(%)		X
G742-5616190		SP-4-2-309 FMT-9B7010	C116190 5616190	YOKE, flange (transfer end (1) and front axle end (1))	ea	2	(%)	(%)	(%)		X
G176-5284302		SP-4-3-88X FMT-9B8133	5284302	YOKE, sleeve (transfer end)	ea	1	(%)	(%)	(%)		X
				0900.5—Propeller Shaft (Transfer to Rear Axle)							
G509-7349695		SP-4-14-19 FMT-9A7916	7349695	CAP, dust, sleeve yoke	ea	1	(%)	(%)	(%)		X
G744-5214478		SP-5-70-49 FMT-9A7929	A214478	CAP, univ-jt journal needle bearing (Also available as part of KIT 7347665).	ea	8	(%)	(%)	(%)		X
H016-0504208			504208	FITTING, lubr, ⅛NPT, male (univ-jt journal) (Also available as part of KIT 7347665).	ea	2			(**)	H-16	X
G104-5700660			5700660	KIT, repair, univ-jt (Issue until stock is exhausted, then use KIT 7347665).	ea						† X
G104-7347665		SP-5-31X	7347665	KIT, repair, univ-jt	ea		(%)	(%)	(%)		X
				Composed of:							
		SP-5-70-49 FMT-9A7929		4 CAP (subgroup 0900.5).[4]							
		SP-5-6-141		4 CUP, bearing.							
		SP-99-29	504208	1 FITTING (subgroup 0900.5).[4]							
		SP-5-5-46		1 JOURNAL. univ-jt.							

		SP-98-741 FMT-9A7864	----------	4 PLATE (subgroup 0900.5).[4]							
		SP-5-76-17 FMT-9A7928	----------	4 RETAINER (subgroup 0900.5).[4]							
		SP-5-67-21	----------	1 RETAINER, roller journal bearing.							
		SP-98-777	----------	140 ROLLER.							
		SP-5-73-109 FMT-14X3153	----------	8 SCREW (subgroup 0900.5).[4]							
		SP-5-86-79	----------	4 SEAL (subgroup 0900.5).[4]							
		SP-99-40	587310	1 VALVE (subgroup 0900.5).[4]							
G744-5214479	----------	SP-98-741 FMT-9A7864	5214479	PLATE, lock, univ-jt journal needle bearing cap (Also available as part of KIT 7347665).	ea	8	(%)	(%)	(%)		X
G744-5214485	----------	SP-5-76-17 FMT-9A7928	5214485	RETAINER, univ-jt journal needle bearing oil seal (Also available as part of KIT 7347665).	ea	8	(%)	(%)	(%)		X
G104-0601651	----------	SP-5-73-109 FMT-14X3153	A214483	SCREW, hex-hd, s-fin, alloy-S, 5/16-24NF-2 x 9/16 (univ-jt journal needle bearing cap) (Also available as part of KIT 7347665).	ea	16	(%)	(%)	(%)		X
G744-5214484	----------	SP-5-86-79 FMT-9A7927	A214484	SEAL, oil, univ-jt journal needle bearing (Also available as part of KIT 7347665).	ea	8	(%)	(%)	(%)		X
G513-7706973	----------	FMT-9C7017	7706973	SHAFT, propeller, w/univ JOINTS, assy	ea	1	(%)	(%)	(%)		X
G513-7706972	----------	FMT-9A7010	7706972	BOLT, 3/8-24NF-2 x 1 1/4	ea	16	(%)	(%)	(%)		X
H001-4167601	012-0369	----------	120369	NUT, plain, 3/8-24NF-2	ea	16	------	------	(**)	H-1	X
H001-7025741	012-0382	----------	120382	WASHER, lock, 3/8 in	ea	16	------	------	(**)	H-1	X
H016-0587310	----------	----------	587310	VALVE, pressure relief, 1500 lb, 1/8NPT, male, short (univ-jt) (Also available as part of KIT 7347665).	ea	2	------	------	(**)	H-16	X
G104-0602801	----------	SP-5-16-23 FMT-9A7932	----------	WASHER, sleeve yoke dust cap (cork)	ea	1	(%)	(%)	(%)		X
G104-0602871	----------	SP-5-15-23 FMT-9A7931	----------	WASHER, split, sleeve yoke dust cap (S)	ea	1	(%)	(%)	(%)		X
G509-7735637	----------	SP-5-2-249 FMT-9B8210	7735637	YOKE, flange (rear axle end)	ea	1	(%)	(%)	(%)		X
G513-7373125	----------	SP-5-4-518X FMT-9B7023	7373125	YOKE, plain (at rear axle)	ea	1	(%)	(%)	(%)		X
G510-7349696	----------	SP-5-3-108X FMT-9B8198	7349696	YOKE, sleeve (transfer end)	ea	1	(%)	(%)	(%)		X
				GROUP 10—FRONT AXLE							
				1000—Front Axle Assembly							
G513-7707007	----------	FMT-17E1000	7707007	AXLE, front, assy	ea	1	------	(%%)	(%%)		X
				1001—Housing							
G116-1594074	----------	TD-2808N300 FMT-11B8554	B156246	GASKET, filler plug	ea	1	1	1	1		X

For explanation of footnotes, see NOTES, page 73.

(1) STOCK NO.	(2) FEDERAL ITEM IDENTIFICATION NO.	(3) MFR'S PART NO.	(4) ORDNANCE PART NO.	(5) DESCRIPTION	(6) UNIT OF ISSUE	(7) QUANTITY INCORPORATED IN UNIT	(8) ORGANIZATIONAL ALLOWANCES BN, CO NO. OF MAJOR ITEMS 1–6 (a)	7–25 (b)	26–75 (c)	(9) REFERENCE SYMBOLS	
				1001—Housing—Continued							
H106–0143967			143967	PLUG, pipe, ½ in (drain)	ea	1			(**)	H–6	X
H006–0283930			219306	PLUG, pipe, 1¼ in (filler)	ea	1			(**)	H–6	X
				1002—Differential							
G116–1594074		TD–2808N300 FMT–11B8554	B156246	GASKET, carrier inspection plug	ea	1	1	1	1		X
G509–7740797		TD–1850A1 FMT–11C3059	7740797	PLUG, inspection, carrier	ea	1	1	1	1		X
				1004—Steering Knuckles, Arm, and Flanges							
H016–0504208			504208	FITTING, lubr, ⅛NPT, male (steering knuckle)	ea	2			(**)	H–16	X
G509–7373935		TD–A3811G7 FMT–12C7047	7373935	KNUCKLE, steering, w/BEARING, assy	ea	2		(%)	(%)		X
H101–0123221	012–3221		123221	NUT, plain, ⅜–16NC–3	ea	24			(**)	H–1	X
H001–1312540		TD–4X317 FMT–12A7041	114987	STUD, S, ⅜–16NC (9/16) x ⅜–24NF–2 (⅝) x 1 11/16	ea	24			(**)	H–1	X
H001–7025741	012–0382		120382	WASHER, lock, ⅜ in	ea	24			(**)	H–1	X
				1006—Drive Shafts and Universal Joints							
H016–0587306			587306	FITTING, lubr, 14 to 15 lb relief pressure, ⅛NPT, male (univ-jt).	ea	4			(**)	H–16	X
G509–7373936		TD–3870D4 FMT–12C7051	7373936	FLANGE, drive shaft	ea	2		(%)	(%)		X
H001–4179661	012–5653		125653	NUT, plain, ½–20NF–2	ea	16			(**)	H–1	X
G509–7373914		TD–4X509 FMT–12A7055	7373914	STUD	ea	16		(%)	(%)		X
H001–7025801			120384	WASHER, lock, ½ in	ea	16			(**)	H–1	X
G509–7696539		TD–2808W75 FMT–12B7026	7696539	GASKET, drive shaft flange	ea	2		(%)	(%)		X
H006–0283905			219190	PLUG, pipe, ¼ in (univ-jt ball cage)	ea	2			(**)	H–6	X

GROUP 11—REAR AXLE

1100—Rear Axle Assembly

G510-7009072		TD-R2090WX1 FMT-11E7004	7009072	AXLE, rear w/HUBS and DRUMS, assy (Issue until stock is exhausted, then use AXLE 7707008).	ea	1					† X
G513-7707008		FMT-17E1100	7707008	AXLE, rear, w/HUBS and DRUMS, assy	ea	1		(%%)	(%%)		X

1101—Housing

H006-0283920			219302	PLUG, pipe, ¾ in (drain)	ea	1			(**)	H-6	X
H006-0283925			219304	PLUG, pipe, 1 in (filler)	ea	1			(**)	H-6	X

1104—Shaft

G509-0193817		TD-2208A105 FMT-11B8270	7366821 7085146	GASKET, flange	ea	2	(%)	(%)	(%)		X
G067-0301010		TD-X551 FMT-11A7177	A167450	SCREW, set, ⅜-16NC-3 x 1 (puller)	ea	4	(%)	(%)	(%)		X
G509-7331886		TD-A1205Y181 FMT-11A8943	7331886	SEAL, oil, shaft	ea	2	(%)	(%)	(%)		X
G509-7735567		TD-A3202K1779 FMT-11C7089	7735567	SHAFT, w/PULLER, SCREW, assy	ea	2	(%)	(%)	(%)		X
H001-4027581	021-8571		214267	NUT, plain, ½-20NF-2	ea	24			(**)	H-1	X
G102-7535211		TD-1246B28 FMT-11A1145	7535211 A226020	PIN, tapered, ½ in hole, split, ⅞ (max OD) x 7/16 wide	ea	6	(%)	(%)	(%)		X
G509-7373912		TD-4X356 FMT-11A8715	7373912	STUD	ea	24	(%)	(%)	(%)		X
H101-0131101			131101	WASHER, lock, ½ in	ea	18			(**)	H-1	X
H001-7017741	013-5629		135629	WASHER, lock, ext-teeth, ½ in	ea	6			(**)	H-1	X

GROUP 12—BRAKES

1201—Hand Brake

G509-5214660		TRU-C545	A214660	ARM, operating lever, left front	ea	1		(%)	(%)		X
G102-5214659		TRU-C543 FMT-8A8291	A214659	ARM, operating lever, left rear	ea	1		(%)	(%)		X
G509-7735594		TRU-C546 FMT-8A8034	7735594	ARM, operating lever, right front	ea	1		(%)	(%)		X
G509-7735593		TRU-C544 FMT-8A8035	7735593	ARM, operating lever, right rear	ea	1		(%)	(%)		X
H101-0137711	013-7711		137711	BOLT, set, ⅜-16NC-3 x 2¾ (shoe adj)	ea	4			(**)	H-1	X
G102-5585636		TRU-40S1600 FMT-8C7832	C85636	DISK, hand brake	ea	1		(%)	(%)		X

(1) STOCK NO.	(2) FEDERAL ITEM IDENTIFICATION NO.	(3) MFR'S PART NO.	(4) ORDNANCE PART NO.	(5) DESCRIPTION	(6) UNIT OF ISSUE	(7) QUANTITY INCORPORATED IN UNIT	(8) ORGANIZATIONAL ALLOWANCES BN, CO NO. OF MAJOR ITEMS 1-6 (a)	7-25 (b)	26-75 (c)	(9) REFERENCE SYMBOLS	
				1201—Hand Brake—Continued							
H016-0504208			504208	FITTING, lubr, ORD, stght, 1/8NPT, male (operating lever arm anchor pin).	ea	2			(**)	H-16	X
H016-0109462			109462	FITTING, lubr, hydraulic, 90 deg, 1/8NPT, male (brake shoe)	ea	4			(**)	H-16	X
G509-7735564		TRU-C557 FMT-8A8289	7735564	LEVER, operating, left	ea	1		(%)	(%)		X
G509-7735560		TRU-C556 FMT-8A8281	7735560	LEVER, operating, right	ea	1		(%)	(%)		X
H101-0219421	021-9421		219421	NUT, plain, 5/16-18NC-2 (operating lever arm anchor pin set screw).	ea	4			(**)	H-1	X
H001-4167681	012-0371		120371	NUT, plain, 1/2-20NF-2 (operating lever push rod yoke (2), hand lever to operating lever rod yoke (2) and operating lever arm tie rod (2)).	ea	6			(**)	H-1	X
H001-4165780	011-5777		115777	NUT, plain, 3/8-16NC-2 (shoe adj bolt)	ea	4			(**)	H-1	X
G509-0314916		TRU-C483A FMT-8A8043	A214657	NUT, spherical, operating lever arm tie rod	ea	2	(%)	(%)	(%)		X
G513-7378318		CE-2304 FMT-8A8359	7378318	PAWL, hand lever	ea	1	(%)	(%)	(%)		X
G509-0338729		TRU-C507 FMT-8A8037	A214652	PIN, anchor, operating lever arm	ea	4		(%)	(%)		X
G513-7414615		FMT-11X133	7414615	PIN, clevis, 1/2 x 2 3/16 (hand lever to operating lever rod yoke) (operating lever end).	ea	1	(%)	(%)	(%)		X
G513-7378320		CE-2307 FMT-8A8360	7378320	PIN, hand lever pawl rod	ea	1	(%)	(%)	(%)		X
G513-7378311		CE-1319 FMT-8A7161	7378311	PIN, pivot, hand lever pawl rod trunnion	ea	1		(%)	(%)		X
G509-0338740		TRU-C509 FMT-8A8039	B143845	PIN, shoe	ea	4	(%)	(%)	(%)		X
H001-0823006	011-4787		114787	PIN, stght, headed, 1/2 x 1 13/64 (operating lever)	ea	4			(**)	H-1	X
H001-4541700	010-3498		103498	PIN, stght, headed, 1/2 x 1 13/64 (hand lever to operating lever rod yoke).	ea	1			(**)	H-1	X
G509-0367740		TRU-C542 FMT-8A8040	A214655	RETAINER, shoe pin	ea	4	(%)	(%)	(%)		X
H001-5453101	018-0075		180075	BOLT, mach, 5/16-18NC-3 x 5/8	ea	4			(**)	H-1	X
H001-7025711	012-0214		120214	WASHER, lock, 5/16 in	ea	4			(**)	H-1	X

G513-7414610		FMT-10B7123	7414610	ROD, hand lever to operating lever	ea	1	(%)	(%)	(%)		X
G513-7378360		CE-5187 FMT-8B7052	7378360	ROD, pawl, hand lever, lower	ea	1	(%)	(%)	(%)		X
G513-7378359		CE-5186 FMT-8B7051	7378359	ROD, pawl, hand lever, upper	ea	1	(%)	(%)	(%)		X
G513-7414614		TRU-C608 FMT-8A7175	7414614	ROD, push, operating lever	ea	2	(%)	(%)	(%)		X
G102-5214656		TRU-C479 FMT-8A8041X	A214656	ROD, tie, operating lever arm, w/NUT	ea	2	(%)	(%)	(%)		X
G509-0382278		TRU-C512-2 FMT-8A8276	A167628	SCREW, set, operating lever arm anchor pin	ea	4		(%)	(%)		X
G513-7378317		CE-2303 FMT-8B8048	7378317	SECTOR, hand lever	ea	1	(%)	(%)	(%)		X
H101-0181641	018-1641		181641	BOLT, mach, ⅜-24NF-3 x 1⅜	ea	2			(**)	H-1	X
H001-4167601	012-0369		120369	NUT, plain, ⅜-24NF-2	ea	2			(**)	H-1	X
H001-7025741	012-0382		120382	WASHER, lock, ⅜ in	ea	2			(**)	H-1	X
H001-7043741			120394	WASHER, plain, ⅜ in	ea	2			(**)	H-1	X
G102-0306520		TRU-CA506 FMT-8B8131	7033357 A214661	SHOE, w/LINING, assy	ea	4	(%)	(%)	(%)		X
G513-7330852		FMT-14A7025	7330852	SPACER, hand lever adapter, lower	ea	1	(%)	(%)	(%)		X
G513-7706895		FMT-1A4126	7706895	SPACER, hand lever adapter, upper	ea	1	(%)	(%)	(%)		X
G513-7378315		CE-1575 FMT-8B7922	7378315	SPOON, hand lever	ea	1	(%)	(%)	(%)		X
H001-4135681	012-0614		120614	NUT, plain, No 10-32NF-2	ea	2			(**)	H-1	X
G067-0602125		CE-1480 FMT-8A8112		SCREW	ea	2	(%)	(%)	(%)		X
G513-7378314		CE-1572 FMT-8A8111	7378314	SPRING, hand lever pawl rod	ea	1	(%)	(%)	(%)		X
G513-7378312		CE-1322 FMT-8A7162	7378312	SPRING, hand lever pawl rod trunnion pivot pin	ea	1	(%)	(%)	(%)		X
G513-7378319		CE-2306 FMT-8A8363	7378319	SPRING, hand lever shaft	ea	1	(%)	(%)	(%)		X
G509-0389766		TRU-C513 FMT-8A8042	A214648	SPRING, release, operating lever arm	ea	2		(%)	(%)		X
G086-5167466		TRU-C514 FMT-8A8045	A167466	SPRING, tension, S, 1.058 diam stock, 0.259 ID, 0.375 OD, 15 coils (release, shoe).	ea	2	(%)	(%)	(%)		X
G513-7378361		CE-5188 FMT-8A7160	7378361	TRUNNION, hand lever pawl rod	ea	1	(%)	(%)	(%)		X
G513-7414611		FMT-8A7176	7414611	YOKE, hand lever to operating lever rod (operating lever end).	ea	1	(%)	(%)	(%)		X
H101-0144245			144245	YOKE, rod end, ½ in (operating lever push rod (2) and hand lever to operating lever rod (1)).	ea	3			(**)	H-1	X

(1) STOCK NO.	(2) FEDERAL ITEM IDENTIFICATION NO.	(3) MFR'S PART NO.	(4) ORDNANCE PART NO.	(5) DESCRIPTION	(6) UNIT OF ISSUE	(7) QUANTITY INCORPORATED IN UNIT	(8) ORGANIZATIONAL ALLOWANCES BN, CO NO. OF MAJOR ITEMS 1-6 (a)	7-25 (b)	26-75 (c)	(9) REFERENCE SYMBOLS	
				1202—Service Brakes							
G116-1528044		TD-1825G59 FMT-12A7066	7535114	BEARING, bushing type, front axle brake cam	ea	4		(%)	(%)		X
G509-7735618		TD-2810S253 FMT-12B7029	7735618	CAM, front axle brake, left	ea	1		(%)	(%)		X
G509-7735619		TD-2810T254 FMT-12B7030	7735619	CAM, front axle brake, right	ea	1		(%)	(%)		X
G509-7735602		TD-2210B1640 FMT-11B7039	7735602	CAMSHAFT, rear axle brake, left	ea	1		(%)	(%)		X
G509-7735617		TD-2210C1641 FMT-11B7040	7735617	CAMSHAFT, rear axle brake, right (Issue until stock is exhausted, then use CAMSHAFT 7350500).	ea	1					† X
G509-7350500		TD-A2210B2602	7350500	CAMSHAFT, rear axle brake, right	ea	1		(%)	(%)		X
G676-7085128		TD-1199R434 FMT-11A8717	7085128	COLLAR, rear axle brake shoe camshaft	ea	2		(%)	(%)		X
H016-0504208			504208	FITTING, lubr, 1/8NPT, male (front axle brake cam)	ea	2			(**)	H-16	X
H016-0587306			587306	FITTING, lubr, 14 to 15 lb relief pressure, 1/8NPT, male (rear axle brake shoe support (2) and rear axle brake camshaft (2)).	ea	4			(**)	H-16	X
G509-0279846		TD-1229D108 FMT-11A2287	7085130 A159739	LOCK, S 1 x 1 3/4 x No 8 ga (0.1719 thk) (plate, rear axle brake shoe anchor pin).	ea	2		(%)	(%)		X
H001-5453141	018-0077		180077	BOLT, mach, 5/16-18NC-3 x 3/4	ea	2			(**)	H-1	X
H001-7025711			120214	WASHER, lock, 5/16 in	ea	2			(**)	H-1	X
G509-0338698		TD-1859A27 FMT-12A7090		PIN, anchor, front axle brake shoe	ea	4		(%)	(%)		X
H001-4167881	012-4657		124657	NUT, plain, 1-14NF-2	ea	4			(**)	H-1	X
H101-0131144			131144	WASHER, lock, 1 in	ea	4			(**)	H-1	X
G509-0338702		TD-1259B28 FMT-11A2293	7085153	PIN, anchor, rear axle brake shoe	ea	4		(%)	(%)		X
G509-0338707		TD-1246H60 FMT-11A2291	7085131 A146156	PIN, rear axle brake shoe spring	ea	4		(%)	(%)		X
G509-6159533		TD-1845A1 FMT-12A7087	6159533	PLATE, front axle brake shoe anchor pin	ea	2		(%)	(%)		X
G509-7373925		TD-10X258 FMT-12A7086	7373925	BOLT	ea	2		(%)	(%)		X
H101-0125043	012-5043		125043	NUT, castellated, 2-20NF-2	ea	2			(**)	H-1	X
H001-0811040	010-3374		103374	PIN, cotter, 3/32 x 1	ea	2			(**)	H-1	X

G509-6159588		TD-2817A1 FMT-12B7031	B159588	PLATE, rear, front axle brake shoe	ea	4		(%)	(%)		X
G116-2338705		TD-1846M65 FMT-12A7088	B159563	PIN, front axle brake shoe cam plate	ea	4		(%)	(%)		X
G509-0340200		TD-2297L168 FMT-11A2308	A146155	PLATE, rear, rear axle brake shoe	ea	4		(%)	(%)		X
H101-0106693	010-6693		106693	BOLT, mach, 5/16-18NC-2 x 1 1/8	ea	4			(**)	H-1	X
G509-0382024		TD-26X4 FMT-12A8082	7085160 A155864	SCREW, set, sq-hd, cup-pt, dld-f/lkg-wire, S, 5/16-18NC-2 x 9/16 (rear axle brake shoe camshaft collar).	ea	2		(%)	(%)		X
G513-7410200		FMT-12C7164	7410200	SHIELD, dust, front axle brake (left upper (1) and right lower (1)).	ea	2		(%)	(%)		X
G509-7342769		FMT-12C7165	7342769	SHIELD, dust, front axle brake (right upper (1) and left lower (1)).	ea	2		(%)	(%)		X
H001-5454480	017-9835		179835	BOLT, mach, 3/8-16NC-2 x 5/8	ea	12			(**)	H-1	X
H001-7025741	012-0382		120382	WASHER, lock, 3/8 in	ea	12			(**)	H-1	X
G509-7735660		TD-3236N690 FMT-11C7088	7735660	SHIELD, dust, rear axle brake	ea	4		(%)	(%)		X
H101-0179833	017-9833		179833	BOLT, mach	ea	12			(**)	H-1	X
H001-7028101	013-8542		138542	WASHER, lock, S, 3/8 in	ea	12			(**)	H-1	X
G510-7349568		TD-A1-3822F6 FMT-12C7064	7349568	SHOE, front axle brake, lower, left, w/LINING, assy	ea	1	(%)	(%)	(%)		X
G510-7349570		TD-A1-3822E5 FMT-12C7063	7349570	SHOE, front axle brake lower, right, w/LINING, assy	ea	1	(%)	(%)	(%)		X
G509-7349569		TD-A2-3822E5 FMT-12C7062	7349569	SHOE, front axle brake, upper, left, w/LINING, assy	ea	1	(%)	(%)	(%)		X
G509-7349571		TD-A2-3822F6 FMT-12C7065	7349571	SHOE, front axle brake, upper, right, w/LINING, assy	ea	1	(%)	(%)	(%)		X
G509-7348373		TD-A28-3222B210 FMT-11C7083	7348373	SHOE, rear axle brake, lower, w/LINING, assy	ea	2	(%)	(%)	(%)		X
G510-0384922		TD-A27-3222B210 FMT-11C7082	7001697	SHOE, rear axle brake, upper, w/LINING, assy	ea	2	(%)	(%)	(%)		X
G116-1843027		TD-1229R122 FMT-11A2179	7014891 A168890	SPACER, rear axle brake camshaft	ea	4		(%)	(%)		X
G116-0303400		TD-2858S97 FMT-12B7033	B159597	SPRING, return, front axle brake shoe	ea	2	(%)	(%)	(%)		X
G509-0389792		TD-2258A53 FMT-11B2276	7085172	SPRING, return, rear axle brake shoe	ea	4	(%)	(%)	(%)		X
G509-7735664		TD-A3211Q953 FMT-11C7081	7735664	SUPPORT, rear axle brake shoe, w/BEARING, assy	ea	2		(%)	(%)		X
				1206—Mechanical Controls							
G509-7735590		BWE-220688 FMT-12C7069	7735590	ADJUSTER, slack, front, assy	ea	2		(%)	(%)		X
G509-7735589		BWE-217920 FMT-11C7087	7735589	ADJUSTER, slack, rear left, assy (Issue until stock is exhausted, then use ADJUSTER 7736075).	ea	1					† X

(1) STOCK NO.	(2) FEDERAL ITEM IDENTIFICATION NO.	(3) MFR'S PART NO.	(4) ORDNANCE PART NO.	(5) DESCRIPTION	(6) UNIT OF ISSUE	(7) QUANTITY INCORPORATED IN UNIT	(8) ORGANIZATIONAL ALLOWANCES BN, CO NO. OF MAJOR ITEMS 1–6 (a)	7–25 (b)	26–75 (c)	(9) REFERENCE SYMBOLS	
				1206—Mechanical Controls—Continued							
G509–7736075		BWE–221621 FMT–11C7394	7736075	ADJUSTER, slack, rear left, assy	ea	1		(%)	(%)		X
G509–7735588		BWE–217919 FMT–11C7086	7735588	ADJUSTER, slack, rear right, assy (Issue until stock is exhausted, then use ADJUSTER 7736074).	ea	1					† X
G509–7736074		BWE–221620 FMT–11C7393	7736074	ADJUSTER, slack, rear right, assy	ea	1		(%)	(%)		X
G513–7706986		FMT–10A8751	7706986	BUSHING, brake pedal	ea	2		(%)	(%)		X
H016–0504208			504208	FITTING, lubr, ORD, stght, ⅛NPT, male (pedal)	ea	1			(**)	H–16	X
G513–7414604		FMT–10D7043	7414604	PEDAL, brake	ea	1		(%)	(%)		X
H001–4541700	010–3498		103498	PIN, stght, headed, ½ x 1 13/64 (pedal operating rod yoke)	ea	2			(**)	H–1	X
H001–0811051	010–8630		108630	PIN, cotter, ⅛ x ⅞	ea	2			(**)	H–1	X
G509–0369317		TD–1854B80 FMT–12A7089	A192951	RING, snap, front slack adjuster	ea	2		(%)	(%)		X
G513–7414603		FMT–10B7127	7414603	ROD, operating, pedal to brake valve	ea	1		(%)	(%)		X
G509–0382004		TD–10X39 FMT–11A2295		SCREW, rear slack adjuster retaining washer	ea	2		(%)	(%)		X
G513–7706893		FMT–10A51	7706893	SPRING, return, pedal	ea	1		(%)	(%)		X
G160–0443031		TD–A1229J166 FMT–12A2100	A173491	WASHER, rear slack adjuster retainer, w/PIN	ea	2		(%)	(%)		X
H101–0144245			144245	YOKE, adj, rod end, ½–20NF–2 (pedal operating rod)	ea	2			(**)	H–1	X
				1208.1—Air System Lines and Fittings							
H006–0210030			144035	BUSHING, pipe, ¼ x ⅛ (air gage elbow) (Used on vehicles through Serial No 115266).	ea	1			(**)	H–6	X
H005–0100623			17–C–18035 –95	CONDUIT, flex, size 7/16 in (brake line)	ft	(‡)			(**)	H–5	X
H005–0100624			17–C–18036 –5	CONDUIT, flex, size 9/16 in (brake line)	ft	(‡)			(**)	H–5	X
H006–0101045			504395	CONNECTOR, air brake hose, ¼ in male pipe end, assy (front brake chamber hose (4) and rear brake chamber (4)).	ea	8			(**)	H–6	X
G509–0140052		BWE–205679 FMT–10A1717		CONNECTOR, front brake chamber hose	ea	2	(%)	(%)	(%)		X
G513–7377846		BWE–215230 FMT–16A1936	7377846	CONNECTOR, governor to air compressor line (Issue until stock is exhausted, then use CONNECTOR 504282).	ea	1					† X

H006-0570863	.....	.....	570863	CONNECTOR, tube, compression, 3/8 in tube, 1/8 in male pipe end, assy (front double check valve to stoplight switch).	ea	2	.....	.....	(**)	H-6	X
H006-0504282	.....	.....	504282	CONNECTOR, tube, compression, 3/8 in tube, 1/8 in male pipe end, assy (long) (governor to air compressor line).	ea	1	.....	.....	(**)	H-6	X
H006-0312600	.....	.....	504264	CONNECTOR, tube, compression, 3/8 in tube, 1/4 in male pipe end, assy (brake line).	ea	16	.....	.....	(**)	H-6	X
H006-0312620	.....	.....	504265	CONNECTOR, tube, compression, 3/8 in tube, 3/8 in male pipe end, assy (brake line).	ea	9	.....	.....	(**)	H-6	X
H006-0312640	.....	.....	504266	CONNECTOR, tube, compression, 1/2 in tube, 3/8 in male pipe end, assy (brake line).	ea	7	.....	.....	(**)	H-6	X
H006-0504359	.....	.....	504359	CONNECTOR, tube, compression, 3/4 in tube, 3/4 in male pipe end, assy (brake line).	ea	3	.....	.....	(**)	H-6	X
H006-0261630	.....	.....	118753	ELBOW, flared tube, 90 deg, 1/4 in tube, 1/8 in male pipe end (eight-way fitting) (Used on vehicles after Serial No 115266).	ea	1	.....	.....	(**)	H-6	X
H006-0504255	.....	.....	504255	ELBOW, tube, compression, 90 deg, 3/8 in tube, 1/4 in male pipe end, assy (brake line).	ea	4	.....	.....	(**)	H-6	X
H006-0504257	.....	.....	504257	ELBOW, tube, compression, 90 deg, 3/8 in tube, 3/8 in male pipe end, assy (brake line).	ea	5	.....	.....	(**)	H-6	X
H006-0504363	.....	.....	504363	ELBOW, tube, compression, 90 deg, 1/2 in tube, 3/8 in male pipe end, assy (rear air reservoir inlet) (Used on vehicles after Serial No 115267).	ea	1	.....	.....	(**)	H-6	X
H006-0504318	.....	.....	504318	ELBOW, tube, compression, 90 deg, 3/4 in tube, 3/4 in male pipe end, assy (brake line).	ea	2	.....	.....	(**)	H-6	X
G160-0287299	.....	BWE-212322 FMT-10A7118	B170721	FITTING, eight-way	ea	1	(%)	(%)	(%)		X
H006-0504397	.....	.....	504397	GASKET, air brake hose connector (front brake chamber hose connector (4) and rear brake chamber hose connector (4)).	ea	8	.....	.....	(**)	H-6	X
G513-7706983	.....	BWE-101M27 FMT-10A7331	7706983	HOSE, front brake chamber (2) and rear brake chamber (2) (27 in long) (Issue until stock is exhausted, then use HOSE 33-H-787-125 and (2) CONNECTOR 504395).	ea	4	.....	.....	.....		† X
H007-0100405	.....	.....	33-H-787-125	HOSE, rubber, ID 3/8 in, ply 5 (brake chamber hose)	ft	(‡)	.....	.....	(**)	H-7	X
				LINE, air supply valve to governor (4 in long) (Use TUBING 44-T-5080-25, CONDUIT 17-C-18035-95 and (2) CONNECTOR 504264).							
				LINE, brake valve to quick release valve (93 in long) (Use TUBING 44-T-5080-25, CONDUIT 17-C-18035-95 and (2) ELBOW 504257).							
				LINE, brake valve to rear dble check valve (61 in long) (Used on vehicles after Serial No 115266) (Use TUBING 44-T-5080-25, CONDUIT 17-C-18035-95 and (2) CONNECTOR 504265).							

(1) STOCK NO.	(2) FEDERAL ITEM IDENTIFICATION NO.	(3) MFR'S PART NO.	(4) ORDNANCE PART NO.	(5) DESCRIPTION	(6) UNIT OF ISSUE	(7) QUANTITY INCORPORATED IN UNIT	(8) ORGANIZATIONAL ALLOWANCES BN, CO NO. OF MAJOR ITEMS 1-6 (a)	7-25 (b)	26-75 (c)	(9) REFERENCE SYMBOLS
				1208.1—Air System Lines and Fittings—Continued						
				LINE, brake valve to rear dble check valve (64 in long) (Used on vehicles through Serial No 115266) (Use TUBING 44-T-5080-25, CONDUIT 17-C-18035-95, CONNECTOR 504265 and ELBOW 504257).						
				LINE, compressor to front air reservoir (71¼ in long) (Used on vehicles after Serial No 115266) (Use TUBING 44-T-5080-40, CONNECTOR 504359 and ELBOW 504318).						
				LINE, compressor to front air reservoir (71¼ in long) (Used on vehicles through Serial No 115266) (Use TUBING 44-T-5080-40 and (2) CONNECTOR 504359).						
				LINE, eight-way fitting to air gage (32 in long) (Use TUBING 44-T-5080-15, (2) NUT 504308 and (2) SLEEVE 504310).						
				LINE, eight-way fitting to air supply valve (3 in long) (Use TUBING 44-T-5080-25, CONNECTOR 504264 and ELBOW 504255).						
				LINE, eight-way fitting to front air reservoir (101 in long) (Use TUBING 44-T-5080-30, CONDUIT 17-C-18036-5 and (2) CONNECTOR 504266).						
				LINE, eight-way fitting to hand control valve (25 in long) (Use TUBING 44-T-5080-25, CONDUIT 17-C-18035-95 and (2) CONNECTOR 504264).						
				LINE, eight-way fitting to low pressure indicator (21 in long) (Use TUBING 44-T-5080-25, CONDUIT 17-C-18035-95 and (2) CONNECTOR 504264).						
				LINE, front air reservoir to left front dummy coupling (108 in long) (Used on vehicles through Serial No 115266) (Use TUBING 44-T-5080-25, CONDUIT 17-C-18035-95 and (2) CONNECTOR 504264).						
				LINE, front air reservoir to rear air reservoir (40 in long) (Used on vehicles after Serial No 115266) (Use TUBING 44-T-5080-30, CONDUIT 17-C-18036-5, CONNECTOR 504266 and ELBOW 504363).						

LINE, front air reservoir to rear air reservoir (43 in long) (Used on vehicles through Serial No 115266) (Use TUBING 44-T-5080-40, CONNECTOR 504359 and ELBOW 504318).

LINE, front dble check valve to hand control valve (140 in long) (Use TUBING 44-T-5080-25, CONDUIT 17-C-18035-95, CONNECTOR 504264 and CONNECTOR 504265).

LINE, front dble check valve to rear dble check valve (32½ in long) (Used on vehicles after Serial No 115266) (Use TUBING 44-T-5080-25, CONDUIT 17-C-18035-95 and (2) CONNECTOR 504265).

LINE, front dble check valve to relay valve (68¼ in long) (Use TUBING 44-T-5080-25, CONDUIT 17-C-18035-95, CONNECTOR 504265 and ELBOW 504257).

LINE, front dble check valve to right front dummy coupling (144 in long) (Use TUBING 44-T-5080-25, CONDUIT 17-C-18035-95, CONNECTOR 504265 and ELBOW 504255).

LINE, front dble check valve to stoplight switch (11 in long) (Use TUBING 44-T-5080-25, CONDUIT 17-C-18035-95 and (2) CONNECTOR 570863).

LINE, governor to air compressor (44½ in long) (Use TUBING 44-T-5080-25, CONDUIT 17-C-18035-95, CONNECTOR 504282 and ELBOW 504255).

LINE, hand control valve exhaust (45 in long) (Used on vehicles through Serial No 115266) (Use TUBING 44-T-5080-25, CONDUIT 17-C-18035-95 and ELBOW 504255).

LINE, quick release valve to front brake chamber hose connector) (36 in long) (Use TUBING 44-T-5080-25, CONDUIT 17-C-18035-95 and CONNECTOR 504264).

LINE, rear air reservoir to brake valve (77¼ in long) (Use TUBING 44-T-5080-30, CONDUIT 17-C-18036-5 and (2) CONNECTOR 504266).

LINE, rear air reservoir to trailer brake connection hose cut-out cock (72 in long) (Used on vehicles after Serial No 115266) (Use TUBING 44-T-5080-25, CONDUIT 17-C-18035-95, CONNECTOR 504264 and ELBOW 504257).

LINE, rear dble check valve to trailer brake connection hose cut-out cock (26 in long) (Use TUBING 44-T-5080-25, CONDUIT 17-C-18035-95 and (2) CONNECTOR 504264).

LINE, relay valve to rear air reservoir (53½ in long) (Use TUBING 44-T-5080-30, CONDUIT 17-C-18036-5 and (2) CONNECTOR 504266).

(1) STOCK NO.	(2) FEDERAL ITEM IDENTIFICATION NO.	(3) MFR'S PART NO.	(4) ORDNANCE PART NO.	(5) DESCRIPTION	(6) UNIT OF ISSUE	(7) QUANTITY INCORPORATED IN UNIT	(8) ORGANIZATIONAL ALLOWANCES BN, CO NO. OF MAJOR ITEMS 1-6 (a)	7-25 (b)	26-75 (c)	(9) REFERENCE SYMBOLS	
				1208.1—Air System Lines and Fittings—Continued							
				LINE, relay valve to rear dble check valve (73 in long) (Used on vehicles through Serial No 115266) (Use TUBING 44-T-5080-25, CONDUIT 17-C-18035-95, and (2) CONNECTOR 504265).							
				LINE, relay valve to right rear trailer brake connection hose-cut-out cock (128 in long) (Used on vehicles through Serial No 115266) (Use TUBING 44-T-5080-25, CONDUIT 17-C-18035-95 and (2) CONNECTOR 504264).							
H006-0229219			192050	NIPPLE, pipe, ¼ x ⅞ (sgle check valve)	ea	1			(**)	H-6	X
H006-0504308			504308	NUT, ball sleeve compression tube fitting, ¼ in (eight-way fitting to air gage line).	ea	2			(**)	H-6	X
H006-0504310			504310	SLEEVE, ball, compression tube fitting, ¼ in (eight-way fitting to air gage line).	ea	2			(**)	H-6	X
G513-7706982		FMT-10A7326	7706982	SPRING, support, front brake chamber hose	ea	2	(%)	(%)	(%)		X
H006-0504337			504337	TEE, tube, ⅜ in tube, ⅜ in male pipe end, assy (front dble check valve outlet).	ea	1			(**)	H-6	X
H006-0504325			504325	TEE, tube, ½ in tube x ¼ in female pipe end x ⅜ in male side, assy (front air reservoir).	ea	1			(**)	H-6	X
H006-0504333			504333	TEE, tube, ½ in tube, ⅜ in male pipe side, assy (rear air reservoir).	ea	1			(**)	H-6	X
H007-0218065			44-T-5080-15	TUBING, seamless, size ¼ in (brake line)	ft	(‡)			(**)	H-7	X
H007-0218110			44-T-5080-25	TUBING, seamless, size ⅜ in (brake line)	ft	(‡)			(**)	H-7	X
H007-0218135			44-T-5080-30	TUBING, seamless, size ½ in (brake line)	ft	(‡)			(**)	H-7	X
H007-0218131			44-T-5080-40	TUBING, seamless, size ¾ in (brake line)	ft	(‡)			(**)	H-7	X
				1208.3—Brake Chambers, Diaphragms, and Valves							
G671-7001768		BWE-220476 FMT-10A7273	7001768	BUZZER, warning, low air pressure (Issue until stock is exhausted, then use BUZZER 7001768).	ea	1					† X
G671-7001768		BWE-220835 FMT-10A7573	7001768	BUZZER, warning, low air pressure	ea	1		(%)	(%)		X
H001-5148301	013-2848		132848	BOLT, mach, No 10-24NC-2 x 1	ea	2			(**)	H-1	X

H001-4135661	012-0361		120361	NUT, plain, No 10-24NC-2	ea	2			(**)	H-1	X
H001-7025621	012-0217		120217	WASHER, lock, No 10	ea	2			(**)	H-1	X
G509-7735645		BWE-220687 FMT-12C7067	7735645	CHAMBER, front brake, left, assy	ea	1		(%)	(%)		X
G509-7735646		BWE-220686 FMT-12C7068	7735646	CHAMBER, front brake, right, assy	ea	1		(%)	(%)		X
H001-4167681	012-0371		120371	NUT, plain, ½-20NF-2	ea	2			(**)	H-1	X
G509-7373913		TD-4X362 FMT-11A7063	7373913	STUD	ea	2		(%)	(%)		X
H001-7025801			120384	WASHER, lock, ½ in	ea	2			(**)	H-1	X
G509-7735647		BWE-220371 FMT-11C7085	7735647	CHAMBER, rear brake, left and right, assy	ea	2		(%)	(%)		X
H001-4167641	012-0370		120370	NUT, plain, 7/16-20NF-2	ea	8			(**)	H-1	X
H001-5457241			181680	SCREW, cap, 7/16-20NF-3 x 3½	ea	8			(**)	H-1	X
H001-7025771			120383	WASHER, lock, 7/16 in	ea	8			(**)	H-1	X
G514-7540264		BWE-203259 FMT-10A1631	7540264	HANDLE, hand control valve	ea	1		(%)	(%)		X
G509-0391735		TD-4X2 FMT-11A9548		STUD, rear brake diaphragm bracket to housing (Issue until stock is exhausted, then use STUD B152904).	ea	4					† X
G116-1792282		TD-4X389 FMT-11A2533	B152904	STUD, S, ⅝-11NC (¾) x ⅝-18NF (⅞) x 2⅛ (rear brake diaphragm bracket to housing).	ea	4		(%)	(%)		X
G160-0232469		BWE-215186 FMT-10A9795	7700825 A142577	SWITCH, low air pressure indicator, assy (Issue until stock is exhausted, then use SWITCH 7350391).	ea	1					† X
G160-7350391		BWE-223870	7350391	SWITCH, low air pressure indicator, assy	ea	1		(%)	(%)		X
H001-5150181	013-3049		133049	BOLT, mach, ¼-20NC-2 x 1	ea	2			(**)	H-1	X
H001-4026501	022-0069		220069	NUT, plain, ¼-20NC-2	ea	2			(**)	H-1	X
H001-7025681	012-0380		120380	WASHER, lock, ¼ in	ea	2			(**)	H-1	X
				SWITCH, stoplight, assy (subgroup 0608).							
G160-0427261		BWE-221192 FMT-10A7452	A340160	VALVE, air supply, assy	ea	1		(%)	(%)		X
G509-5340153		BWE-217698 FMT-10A1264	A340153	VALVE, dble check, assy	ea	2		(%)	(%)		X
H001-4167521	012-0367		120367	NUT, plain, ¼-28NF-2	ea	4			(**)	H-1	X
H101-0434759			434759	SCREW, cap, ¼-28NF-2 x 3½	ea	4			(**)	H-1	X
H001-7025681	012-0380		120380	WASHER, lock, ¼ in	ea	4			(**)	H-1	X
G116-2427200		BWE-221387		VALVE, foot brake, assy	ea	1	(%)	(%)	(%)		X
H101-0214020	021-4020		214020	BOLT, mach, 5/16-18NC-2 x 1½	ea	4			(**)	H-1	X
H001-4026521	022-0070		220070	NUT, plain, 5/16-18NC-2	ea	4			(**)	H-1	X
H001-7025711	012-0214		120214	WASHER, lock, 5/16 in	ea	4			(**)	H-1	X
G744-7413937		BWE-215748 FMT-10B3650	7413937	VALVE, hand control, assy	ea	1		(%)	(%)		X
G116-1827264		BWE-205000 FMT-10A1418	A142725	VALVE, quick release, assy	ea	1		(%)	(%)		X
H001-4026521	022-0070		220070	NUT, plain, 5/16-18NC-2	ea	2			(**)	H-1	X
H101-0215369			215369	SCREW, cap, 5/16-18NC-2 x 1¼	ea	2			(**)	H-1	X
H001-7025711	012-0214		120214	WASHER, lock, 5/16 in	ea	4			(**)	H-1	X

(1) STOCK NO.	(2) FEDERAL ITEM IDENTIFICATION NO.	(3) MFR'S PART NO.	(4) ORDNANCE PART NO.	(5) DESCRIPTION	(6) UNIT OF ISSUE	(7) QUANTITY INCORPORATED IN UNIT	(8) ORGANIZATIONAL ALLOWANCES BN, CO NO. OF MAJOR ITEMS 1-6 (a)	7-25 (b)	26-75 (c)	(9) REFERENCE SYMBOLS	
				1208.3—Brake Chambers, Diaphragms, and Valves—Continued							
G116-1827265		BWE-217383 FMT-10A1265		VALVE, relay, assy	ea	1		(%)	(%)		X
H001-5455301	018-1639		181639	BOLT, mach, ⅜-24NF-3 x 1¼	ea	2			(**)	H-1	X
H001-4167601	012-0369		120369	NUT, plain, ⅜-24NF-2	ea	2			(**)	H-1	X
H001-7025741	012-0382		120382	WASHER, lock, ⅜ in	ea	2			(**)	H-1	X
45-V-18130-900			45-V-18130-900	VALVE, safety (No 150)	ea	1		(%)	(%)		X
G116-1827266		BWE-220306 FMT-10A1716		VALVE, sgle check, assy	ea	1		(%)	(%)		X
				1209.1—Air Compressor							
G513-7698644		HM-17894 FMT-1C7084	7698644	BRACKET, mounting	ea	1		(%)	(%)		X
G509-0382017		HM-4625A FMT-1A4643	A229780	SCREW	ea	1		(%)	(%)		X
H101-0180188			180188	SCREW, cap, ½-13NC-2A x 2¾	ea	1			(**)	H-1	X
H101-0126087			126087	SCREW, mach, ½-13NC-2 x 1¼	ea	2			(**)	H-1	X
G513-7700829		HM-4594A FMT-1A7429	7700829	WASHER, lock	ea	2		(%)	(%)		X
H001-7025801			120384	WASHER, lock, ½ in	ea	2			(**)	H-1	X
G509-7377858		BWE-215781 FMT-10D2244	7377858	COMPRESSOR, air, assy (Also available as part of ENGINE 7704039).	ea	1		(%)	(%)		X
H001-5455961	018-0147		180147	BOLT, mach, 7/16-14NC-3 x 1¼	ea	6			(**)	H-1	X
H001-7025771			120383	WASHER, lock, 7/16 in	ea	6			(**)	H-1	X
G509-0193813		HM-35703A FMT-1A4674		GASKET, mounting bracket	ea	1		(%)	(%)		X
G742-5340175		BWE-211376 FMT-10A1670	A340175	GASKET, mounting, crankcase to base	ea	1		(%)	(%)		X
G509-5340178		BWE-215639 FMT-16A2917	A340178	GOVERNOR, assy	ea	1		(%)	(%)		X
H101-0421634			421634	SCREW, mach, No 10-24NC-2 x ½	ea	4			(**)	H-1	X
H001-7021681	012-1801		121801	WASHER, lock, int-teeth, No 10	ea	4			(**)	H-1	X

				1209.3—Air Reservoir							
G513-7413604		FMT-10A7307	7413604	BOLT, "U"	ea	2		(%)	(%)		X
G513-7413603		FMT-10B7114	7413603	BRACKET, air reservoir	ea	2		(%)	(%)		X
H001-5455300	018-1370		181370	BOLT, mach, ⅜-24NF-2 x 1¼	ea	4			(**)	H-1	X
H001-4167601	012-0369		120369	NUT, plain, ⅜-24NF-2	ea	4			(**)	H-1	X
H001-7025741	012-0382		120382	WASHER, lock, ⅜ in	ea	4			(**)	H-1	X
H006-0100771			141615 A186501	COCK, drain, tee-hdl, br, ¼ in male pipe end (reservoir)	ea	2			(**)	H-6	X
H001-4167561	012-0368		120368	NUT, plain, 5/16-24NF-2 ("U" bolt)	ea	4			(**)	H-1	X
G671-7377878		BWE-217321 FMT-10B1347	7377878	RESERVOIR, air	ea	2		(%)	(%)		X
G513-7413605		FMT-10B7115	7413605	STRAP, air reservoir	ea	2	(%)	(%)	(%)		X
H001-5458520	018-1427		181427	BOLT, mach, ½-20NF-2 x 1	ea	4			(**)	H-1	X
H001-4167681	012-0371		120371	NUT, plain, ½-20NF-2	ea	4			(**)	H-1	X
H101-0131101			131101	WASHER, lock, ½ in	ea	4			(**)	H-1	X
				1211—Trailer Brake Connections and Controls							
G671-7414914		BWE-212227 FMT-16A3132	7414914 7377823	BRACKET (coupling), frame, hose	ea	2	(%)	(%)	(%)		X
H006-0210111			144038	BUSHING, pipe, ½ x ¼ (trailer brake connection cut-out cock).	ea	1			(**)	H-6	X
G514-5340159		BWE-205086 FMT-10A7120	A340159	COCK, cut-out, trailer brake connection hose	ea	3	(%)	(%)	(%)		X
H006-0101046			570801	CONNECTOR, air brake hose, ½ in male pipe end, assy (emergency tow (2) and semi-trailer (4)).	ea	6			(**)	H-6	X
H006-0501658			501658	COUPLING, air brake hose, assy (emergency tow (2) and semi-trailer (4)).	ea	6			(**)	H-6	X
G509-7014965		BWE-220636 FMT-10A7127	7014965	COUPLING, dummy, hose, w/o bleeder hole	ea	4	(%)	(%)	(%)		X
H006-0264566			127963	ELBOW, pipe, 90 deg, ½ in (front dummy coupling)	ea	1			(**)	H-6	X
H006-0504397			504397	GASKET, air brake hose connector	ea	6			(**)	H-6	X
G671-7001767		BWE-215604 FMT-10B1349	7001767	HOSE, air, assy (112½ in) (semi-trailer) (Issue until stock is exhausted, then use use HOSE 33-H-787-125, CONNECTOR 570801 and COUPLING 501658).	ea	2					† X
G671-7736026		BWE-220570	7736026	HOSE, air, assy (216 in) (emergency tow) (Issue until stock is exhausted, then use HOSE 33-H-787-125, CONNECTOR 570801 and COUPLING 501658).	ea	2					† X
H007-0100405			33-H-787-125	HOSE, canvas covered, ID ⅜ in	ft	(‡)			(**)	H-7	X
H006-0273230			192075	NIPPLE, pipe, ½ x 1½ (hose coupling)	ea	4			(**)	H-6	X
H006-0538825			538825	PLUNGER, air brake hose coupling	ea	4			(**)	H-6	X
H006-0538826			538826	RETAINER, air brake hose coupling spring	ea	4			(**)	H-6	X
H006-0538824			538824	RING, packing, air brake hose coupling	ea	4			(**)	H-6	X
H006-0504398			504398	SLEEVE, air hose connector	ea	4			(**)	H-6	X

(1) STOCK NO.	(2) FEDERAL ITEM IDENTIFICATION NO.	(3) MFR'S PART NO.	(4) ORDNANCE PART NO.	(5) DESCRIPTION	(6) UNIT OF ISSUE	(7) QUANTITY INCORPORATED IN UNIT	(8) ORGANIZATIONAL ALLOWANCES BN, CO NO. OF MAJOR ITEMS 1-6 (a)	7-25 (b)	26-75 (c)	(9) REFERENCE SYMBOLS	
				1211—Trailer Brake Connections and Controls—Continued							
H006-0504400			504400	SPRING, air brake hose connector	ea	4			(**)	H-6	X
G671-7001762		BWE-200661 FMT-10A2962	7001762	SPRING, suspension hose	ea	2	(%)	(%)	(%)		X
G509-7744284		BWE-201499	7744284	TAG, emergency	ea	2	(%)	(%)	(%)		X
				GROUP 13—WHEELS, HUBS, AND DRUMS							
				1311—Wheels, Hubs, and Drums							
H012-6106100			705111	CONE, tapered roller bearing, JAN 711-00498-3000 (Includes rollers and cage, sgle row, 3.3125 bore, 1.1720 width) (front hub outer).	ea	2	(%)	(%)	(%)	H-12	X
H012-6109120			705154	CONE, tapered roller bearing, JAN 711-00594-3000 (Includes rollers and cage, sgle row, 3.7500 bore, 1.4300 width) (front hub inner).	ea	2	(%)	(%)	(%)	H-12	X
H012-6128640			705337	CONE, tapered roller bearing, JAN 711-05557-3000 (Includes rollers and cage, sgle row, 2.6875 bore, 2.0355 width) (rear hub inner and outer).	ea	4	(%)	(%)	(%)	H-12	X
G508-5173068		TD-1807B2 FMT-12A7063	A173068	COVER, front brake drum inspection hole	ea	2	(%)	(%)	(%)		X
H001-5150131	012-0628		120628	BOLT, mach, ¼-20NC-2 x ½	ea	2			(**)	H-1	X
H001-7025681	012-0380		120380	WASHER, lock, ¼ in	ea	2			(**)	H-1	X
G102-5159546		TD-1107C29 FMT-11A5137	A159546 7085161	COVER, S, 1¼ x 1¾ x 1/16 (rear brake drum inspection hole)	ea	2	(%)	(%)	(%)		X
H101-0214384			214384	SCREW, cap, ⅜-16NC-2 x ½	ea	2			(**)	H-1	X
H001-7025741	012-0382		120382	WASHER, lock, ⅜ in	ea	2			(**)	H-1	X
H012-6204400			706691	CUP, tapered roller bearing, JAN 711-00592-1011 (sgle row, 6.0000 OD, 1.1875 width) (front hub inner).	ea	2	(%)	(%)	(%)	H-12	X
H012-6203410			706668	CUP, tapered roller bearing, JAN 711-00943-1000 (sgle row, 5.3750 OD, 0.8750 width) (front hub outer).	ea	2	(%)	(%)	(%)	H-12	X
H012-6212620			706783	CUP, tapered roller bearing, JAN 711-05520-1000 (sgle row, 4.7343 OD, 1.4375 width) (rear hub inner and outer).	ea	4	(%)	(%)	(%)	H-12	X
G509-7337223		TD-3819M169 FMT-12C7048	7337223	DRUM, brake, front	ea	2	(%)	(%)	(%)		X

G509-7085173		TD-3219D1460 FMT-11C7094	7085173	DRUM, brake, rear	ea	2	(%)	(%)	(%)		X
G513-7696551		TD-322A105 FMT-12C7074	7696551	HUB, front (Issue until stock is exhausted, then use HUB 7696550).	ea	2					† X
G510-7696550		TD-A322A105 FMT-12C7044	7696550	HUB, front, w/bearing CUP, assy	ea	2	(%)	(%)	(%)		X
G513-7327177		TD-333W179 FMT-11D7009	7327177	HUB, rear (Issue until stock is exhausted, then use HUB TD-A333W179).	ea	2					† X
G513-7735554		TD-B31-333W179 FMT-11C7074	7735554	HUB, rear, w/bearing CUP and STUDS, left, assy (Issue until stock is exhausted, then use HUB TD-A333W179).	ea	1					† X
G513-7735553		TD-B30-333W179 FMT-11C7073	7735553	HUB, rear, w/bearing CUP and STUDS, right, assy (Issue until stock is exhausted, then use HUB TD-A333W179).	ea	1					† X
G509-0221026		TD-A333W179 FMT-11D7777		HUB, rear, w/bearing CUP, assy (less STUDS)	ea	2	(%)	(%)	(%)		X
G116-0302200		TD-AT6880 FMT-11A2089	7698578 A168829	NUT, adj, rear hub bearing, inner, w/dowel PIN, assy	ea	2	(%)	(%)	(%)		X
H014-0537810			537810	NUT, cap, S, cd or zn-pltd, ¾-16NF-2 LH inner thd, 1⅛-16NS-3 LH outer thd (left front and left rear hub mounting stud, inner).	ea	20	(%)	(%)	(%)	H-14	X
H014-0537809			537809	NUT, cap, S, cd or zn-pltd, ¾-16NF-2 inner thd, 1⅛-16NS-3 outer thd (right front and right rear hub mounting stud, inner).	ea	20	(%)	(%)	(%)	H-14	X
H014-0537808			537808	NUT, cap, hex, S, od, 1⅛-16NF-2 LH (left front and left rear hub mounting stud, outer).	ea	20	(%)	(%)	(%)	H-14	X
G509-7373949		TD-1827H34 FMT-12A7068	7373949	NUT, front hub bearing (adj (2) and lock (2))	ea	4	(%)	(%)	(%)		X
H014-0537805			537805	NUT, cap, hex, S, cd or zn-pltd, 1⅛-16NF-2 (right front and right rear hub mounting stud, outer).	ea	20	(%)	(%)	(%)		X
G508-6143571		TD-T3564 FMT-11A72	6143571	NUT, jam, rear hub outer bearing	ea	2	(%)	(%)	(%)	H-14	X
H101-0124645			124645	NUT, plain, ¾-16NF-2 (rear hub stud outer nut lock)	ea	20			(**)	H-1	X
H101-0122407			122407	NUT, plain, ¾-16NF-3 (front hub stud outer nut lock)	ea	20			(**)	H-1	X
G509-7373947		TD-1805X24 FMT-12A7062	7373947	RETAINER, oil seal, front hub bearing	ea	2	(%)	(%)	(%)		X
G509-7085145		TD-1205M117 FMT-11A8177	7085145	RETAINER, oil seal, rear hub bearing, inner	ea	2	(%)	(%)	(%)		X
G509-7085140		TD-1205L116 FMT-11A8178	7085140	RETAINER, oil seal, rear hub bearing, outer	ea	2	(%)	(%)	(%)		X
G509-7735623		TD-5X285 FMT-12A7057	7735623	SEAL, oil, front hub bearing (felt)	ea	2	(%)	(%)	(%)		X
G510-0180654		TD-5X139 FMT-11A8179	7085129	SEAL, oil, rear hub bearing (felt)	ea	2	(%)	(%)	(%)		X
G509-0443017		TD-1229W283 FMT-11A8176	7085169	SEAL, oil rear hub bearing, outer (felt)	ea	2	(%)	(%)	(%)		X
G509-7085165		TD-3280D30	7085165	SLINGER, oil, rear brake drum	ea	2	(%)	(%)	(%)		X

(1) STOCK NO.	(2) FEDERAL ITEM IDENTIFICATION NO.	(3) MFR'S PART NO.	(4) ORDNANCE PART NO.	(5) DESCRIPTION	(6) UNIT OF ISSUE	(7) QUANTITY INCORPORATED IN UNIT	(8) ORGANIZATIONAL ALLOWANCES BN, CO NO. OF MAJOR ITEMS 1–6 (a)	7–25 (b)	26–75 (c)	(9) REFERENCE SYMBOLS	
				1311—Wheels, Hubs, and Drums—Continued							
H014–0537856			537856	STUD, shoulder, alloy-S, ¾–16NF–2 LH x 1 11/32 nut end x ¾–16NF–2 x 1 19/32 stud end x 3⅛ overall (left front hub mounting).	ea	10	(%)	(%)	(%)	H–14	X
H014–0537855			537855	STUD, shoulder, alloy-S, ¾–16NF–2 x 1 11/32 nut end x ¾–16NF–2 x 1 19/32 stud end x 3⅛ overall (right front hub mounting).	ea	10	(%)	(%)	(%)	H–14	X
H014–0537941			537941	STUD, shoulder, alloy-S, ¾–16NF–2 x 1 11/32 LH nut end, ¾–16NF–2 x 1 31/32 stud end, 3½ overall (left rear hub mounting).	ea	10	(%)	(%)	(%)	H–14	X
H014–0537944			537944	STUD, shoulder, alloy-S, ¾–16NF–2 x 1 11/32 nut end, ¾–16NF–2 x 1 31/32 stud end, 3½ overall (right rear hub mounting).	ea	10	(%)	(%)	(%)	H–14	X
G510–7372048		TD–1829G85 FMT–12A7071	7372048	WASHER, lock, front hub bearing adjusting nut	ea	2	(%)	(%)	(%)		X
G102–0307225		TD–T3840 FMT–11A49	7698579 B184325	WASHER, lock, rear hub bearing lock nut	ea	2	(%)	(%)	(%)		X
G584–7740870		BW–44470D1	7740870	WHEEL, assy	ea	6	(%)	(%)	(%)		X
				1313—Tires and Tubes							
H014–0520944	052–0944		520944	CAP, tire valve, screwdriver type	ea	6	6	6	6	H–14	X
H014–0501229			501229	CORE, tire valve	ea	6	6	6	6	H–14	X
H014–0514450			514450	TIRE, pneumatic, truck and bus, 10-ply, mud and snow tread, 9.00–20 (new)	ea	6	1	1	1	H–14	X
H014–0519444			519444	TUBE, pneumatic tire, truck and bus, 9.00–20 (No KT–20) (new).	ea	6	1	1	1	H–14	X
				GROUP 14—CONTROLS							
				1401.1—Steering Drag Link							
G513–7706976		FMT–10C7039	7706976	ARM, idler, w/BALL, assy	ea	1		(%)	(%)		X
H016–0504202			504202	ELBOW, lubr fitting, angle 90 deg, ⅛–27 NPT, male x ⅛–27NPT, female (upper drag link, front).	ea	1			(**)	H–16	X
H016–0504208			504208	FITTING, lubr, ⅛NPT, male (drag link, rear)	ea	2			(**)	H–16	X

45-F-410			45-F-410	FITTING, lubr, hydraulic type, angle 67½ deg, ⅛-27NPT, male (drag link, front).	ea	2			(**)		X
G513-7088760		CA-H9073 FMT-10C7098	7088760	LINK, drag, lower, assy	ea	1	(%)	(%)	(%)		X
G513-7088759		CA-H8749 FMT-10C7036	7088759	LINK, drag, upper, assy	ea	1	(%)	(%)	(%)		X
				1401.3—Steering Tie Rod							
G513-7734213		FMT-12A7060X	7734213	BOLT, end, w/NUT, assy (Issue until stock is exhausted, then use BOLT 7535204 and NUT B156703).	ea	2					† X
G116-1524273		TD-10X216 FMT-12A7060	7535204	BOLT, end	ea	2	(%)	(%)	(%)		X
H016-0504208			504208	FITTING, lubr, ORD, stght, ⅛NPT, male (end bolt)	ea	2			(**)	H-16	X
G509-6156703		TD-1827J88 FMT-12A7069	B156703	NUT, end bolt	ea	2	(%)	(%)	(%)		X
G116-1714897		TD-1827K89 FMT-12A7070	7535202 A168920	NUT, lock, end	ea	1	(%)	(%)	(%)		X
H101-0103720			103720	PIN, stght, 3/16 x ½ (locking, end bolt)	ea	2			(**)	H-1	X
G509-6159517		TD-3902R18 FMT-12C7094	6159517	ROD, tie, steering, assy	ea	1	(%)	(%)	(%)		X
				1401.5—Steering Gear							
G513-7743873		RG-503229 FMT-10B7098	7743873	ARM, Pitman, w/BALL	ea	1		(%)	(%)		X
G116-1714898		RG-I-61L FMT-10A2478		NUT, hex, S, 1¼-12NF-2	ea	1		(%)	(%)		X
H101-0131146			131146	WASHER, lock, 1¼ in	ea	1			(**)	H-1	X
G513-7698655		FMT-10A7381	7698655	CLAMP, jacket (Used on vehicles after Serial No 110016)	ea	2		(%)	(%)		X
H101-0181649	018-1649		181649	BOLT, machf, ⅜-24NF-3 x 2¼	ea	1			(**)	H-1	X
H001-4167601	012-0369		120369	NUT, plain, ⅜-24NF-2	ea	2			(**)	H-1	X
H101-0189334			189334	SCREW, cap, ⅜-24NF-3 x 4½	ea	1			(**)	H-1	X
H001-7025741	012-0382		120382	WASHER, lock, ⅜ in	ea	2			(**)	H-1	X
G513-7696360		FMT-10D7014	7696360	GEAR, steering, w/o WHEEL and Pitman ARM, assy (Issue until stock is exhausted, then use GEAR 7707010).	ea	1					† X
G513-7707010		FMT-17E1400	7707010	GEAR, steering, w/o WHEEL and Pitman ARM, assy	ea	1		(%)	(%)		X
G513-7698645		FMT-15A2223	7698645	GROMMET, jacket mounting bracket (rubber)	ea	1		(%)	(%)		X
G116-1714899		RG-E20 FMT-10A2488		NUT, wheel	ea	1	(%)	(%)	(%)		X
H006-0283915			219200	PLUG, pipe, ½ in (housing drain)	ea	1			(**)	H-6	X
G513-7340234		FMT-10A3320X	7340234	SCREW, adj, Pitman shaft, w/lock NUT, assy	ea	1		(%)	(%)		X
G512-7521091		SL-818 FMT-10D7050	7521091	WHEEL, steering	ea	1	(%)	(%)	(%)		X

(1) STOCK NO.	(2) FEDERAL ITEM IDENTIFICATION NO.	(3) MFR'S PART NO.	(4) ORDNANCE PART NO.	(5) DESCRIPTION	(6) UNIT OF ISSUE	(7) QUANTITY INCORPORATED IN UNIT	(8) ORGANIZATIONAL ALLOWANCES. BN. CO NO. OF MAJOR ITEMS 1-6 (a)	7-25 (b)	26-75 (c)	(9) REFERENCE SYMBOLS	
				GROUP 15—FRAME AND BRACKETS							
				1503—Towing Pintle							
H008-0819906			42-C-15120-205	CHAIN, weldless, 0.702 in (lock latch)	ft	(‡)			(**)	H-8	X
H016-0504208			504208	FITTING, lubr, ⅛NPT, male (Used w/PINTLE 7760103)	ea	1			(**)	H-16	X
H016-0504203			504203	FITTING, lubr, hydraulic type, ¼-28NS, male (latch pin (1) and lock bolt (1)) (Used w/PINTLE 7760103).	ea	2			(**)	H-16	X
G102-0202340		HLH-110A FMT-16D7010	C67237	PINTLE, towing, assy (Issue until stock is exhausted, then use PINTLE 7760103, SLEEVE 7385446 and WASHER 7760105).	ea	1					† X
H101-0435436	043-5436		435436	NUT, sltd, 1½-6NC-2	ea	1			(**)	H-1	X
H001-0811082	010-3415		103415	PIN, cotter, 3/16 x 3	ea	1			(**)	H-1	X
G508-5169283		HLH-124	A169283	WASHER, plain, S, 1 9/16 ID, 3 OD, ⅜ thk	ea	1	(%)	(%)	(%)		X
G742-7760103		HLH-760-1	7760103	PINTLE, towing, assy	ea	1	(%)	(%)	(%)		X
H101-0125438	012-5438		125438	NUT, sltd, 1½-12NF-2	ea	1			(**)	H-1	X
H101-0137318			137318	PIN, cotter, ¼ x 3	ea	1			(**)	H-1	X
H101-0127738			127738	SCREW, drive, No 10 (lock latch chain)	ea	1			(**)	H-1	X
G102-7385446			7385446	SLEEVE, pintle (Used w/PINTLE 7760103)	ea	1	(%)	(%)	(%)		X
G742-7760105		HLH-768	7760105	WASHER, plain, S, cd or zn-pltd, 1 17/32 ID, 2¾ OD, ⅜ thk (spacing) (Used w/PINTLE 7760103).	ea	1	(%)	(%)	(%)		X
				1506—Fifth Wheel							
G513-7414484		FMT-16A4739	7414484	BRACE, approach plate (Used w/fifth WHEEL 7414483)	ea	2		(%)	(%)		X
G513-7414480		FMT-16B7922	7414480	CHANNEL, support (Used w/fifth WHEEL 7414485)	ea	1		(%)	(%)		X
G513-7414482		FMT-16C7394	7414482	PLATE, approach, left (Used w/fifth WHEEL 7414483)	ea	1		(%)	(%)		X
G513-7414481		FMT-16C7395	7414481	PLATE, approach, right (Used w/fifth WHEEL 7414483)	ea	1		(%)	(%)		X
G513-7414483		DSF-1FWU33QB FMT-16D7197	7414483	WHEEL, fifth, assy (Optional w/WHEEL 7414485)	ea	1		(%)	(%)		X
G513-7414485		FF-50794 FMT-16D7098	7414485	WHEEL, fifth, assy (Optional w/WHEEL 7414483)	ea	1		(%)	(%)		X
H101-0571079			571079	BOLT, hex-hd, ⅝-18NF-2 x 2	ea	10			(**)	H-1	X
H101-0121358			121358	NUT, plain, ⅝-18NF-2	ea	10			(**)	H-1	X
H001-1516013			103331	WASHER, lock, ⅝ in	ea	10			(**)	H-1	X

GROUP 16—SPRINGS AND SHOCK ABSORBERS

1601.1—Front Springs

G513-7698626		FMT-14B7073	7698626	BUMPER, front spring (on frame)	ea	2	(%)	(%)	(%)		X
H001-0924325	011-0428		110428	RIVET, solid, 7/16 x 5/8	ea	4			(**)	H-1	X
G513-7414486		FMT-13B7026	7414486	CLIP, front (Used w/SPRING 7342825)	ea	2	(%)	(%)	(%)		X
G513-7378150		FMT-13B7023X	7378150	CLIP, front, w/NUTS, assy (Used w/SPRING 7706993)	ea	2	(%)	(%)	(%)		X
G513-7414487		FMT-13B7027	7414487	CLIP, rear (Used w/SPRING 7342825)	ea	2	(%)	(%)	(%)		X
G513-7706992		FMT-13B7024X	7706992	CLIP, rear, w/NUTS, assy (Used w/SPRING 7706993)	ea	2	(%)	(%)	(%)		X
H016-0504208			504208	FITTING, lubr, 1/8NPT, male (shackle pin (2), front pin (2) and rear pin (2)).	ea	6			(**)	H-16	X
G513-7330839		FMT-13A5029X	7330839	KEY, draw pin, w/NUT	ea	12	(%)	(%)	(%)		X
G513-7330825		FMT-13A3514	7330825	NUT, clip	ea	8	(%)	(%)	(%)		X
G513-7330840		FMT-13A8037	7330840	PIN, shackle (2), front (2) and rear (2)	ea	6	(%)	(%)	(%)		X
G513-7414488		FMT-13B7019	7414488	SEAT, clip	ea	2	(%)	(%)	(%)		X
G513-7706996		FMT-13B8415	7706996	SHACKLE, front spring	ea	2	(%)	(%)	(%)		X
G513-7706993		FMT-13B7043	7706993	SPRING, front, assy (Used on vehicles after Serial No 110016).	ea	2	(%)	(%)	(%)		X
G510-7342825		FMT-13B7021	7342825	SPRING, front, assy (Used on vehicles through Serial No 108411).	ea	2	(%)	(%)	(%)		X
H101-0131144			131144	WASHER, lock, 1 in (clip nut)	ea	8			(**)	H-1	X

1601.3—Rear Springs

G513-7698646		FMT-14B7064	7698646	BLOCK, bumper (on frame)	ea	2	(%)	(%)	(%)		X
H001-0924325	011-0428		110428	RIVET, solid, 7/16 x 5/8	ea	4			(**)	H-1	X
G513-7706991		FMT-13B7022X	7706991	CLIP, w/NUTS, assy	ea	4	(%)	(%)	(%)		X
G513-7330842		FMT-13A2080	7330842	NUT, clip	ea	8	(%)	(%)	(%)		X
G513-7703935		FMT-9A1001	7703935	PIN, dowel, seat	ea	2	(%)	(%)	(%)		X
G513-7330843		FMT-13A7012	7330843	PIN, shackle, front	ea	2	(%)	(%)	(%)		X
G510-7342826		FMT-13C7014	7342826	SPRING, rear, assy	ea	2	(%)	(%)	(%)		X

1602—Auxiliary Springs

G513-7706990		FMT-13C7015	7706990	SPRING, auxiliary, assy	ea	2	(%)	(%)	(%)		X

1604—Shock Absorbers

G513-7088764		HE-A9808 FMT-16C7211	7088764	ABSORBER, shock, left front (Used on vehicles after Serial No 110016).	ea	1	(%)	(%)	(%)		X
H001-5458580	018-1430		181430	BOLT, mach, 1/2-20NF-2 x 1 3/8	ea	2			(**)	H-1	X
H001-4167681	012-0371		120371	NUT, plain, 1/2-20NF-2	ea	2			(**)	H-1	X
H101-0131101			131101	WASHER, lock, 1/2 in	ea	2			(**)	H-1	X

(1) STOCK NO.	(2) FEDERAL ITEM IDENTIFICATION NO.	(3) MFR'S PART NO.	(4) ORDNANCE PART NO.	(5) DESCRIPTION	(6) UNIT OF ISSUE	(7) QUANTITY INCORPORATED IN UNIT	(8) ORGANIZATIONAL ALLOWANCES — BN, CO — NO. OF MAJOR ITEMS 1-6 (a)	7-25 (b)	26-75 (c)	(9) REFERENCE SYMBOLS	
				1604—Shock Absorbers—Continued							
G513-7698629	----------	DP-1078639 FMT-16C7082	7698629	ABSORBER, shock, left front (Used on vehicles through Serial No 108410).	ea	1	(%)	(%)	(%)		X
H101-0181466	018-1466	----------	181466	BOLT, mach, 9/16-18NF-2 x 3¾	ea	2	----	----	(**)	H-1	X
H001-4167721	----------	----------	124634	NUT, plain, 9/16-18NF-2	ea	2	----	----	(**)	H-1	X
H001-7025831	----------	----------	120898	WASHER, lock, 9/16 in	ea	2	----	----	(**)	H-1	X
G513-7088765	----------	HE-A9679 FMT-16C7213	7088765	ABSORBER, shock, left rear (Used on vehicles after Serial No 110016).	ea	1	(%)	(%)	(%)		X
G513-7698627	----------	FMT-16C7084	7698627	ABSORBER, shock, left rear (Used on vehicles through Serial No 108410).	ea	1	(%)	(%)	(%)		X
G513-7088761	----------	HE-A9809 FMT-16C7212	7088761	ABSORBER, shock, right front (Used on vehicles after Serial No 110016).	ea	1	(%)	(%)	(%)		X
H001-5458580	018-1430	----------	181430	BOLT, mach, ½-20NF-2 x 1⅜	ea	2	----	----	(**)	H-1	X
H001-4167681	012-0371	----------	120371	NUT, plain, ½-20NF-2	ea	2	----	----	(**)	H-1	X
H101-0131101	----------	----------	131101	WASHER, lock, ½ in	ea	2	----	----	(**)	H-1	X
G513-7698630	----------	DP-1078638 FMT-16C7081	7698630	ABSORBER, shock, right front (Used on vehicles through Serial No 108410).	ea	1	(%)	(%)	(%)		X
H101-0181466	018-1466	----------	181466	BOLT, mach, 9/16-18NF-2 x 3¾	ea	2	----	----	(**)	H-1	X
H001-4167721	----------	----------	124634	NUT, plain, 9/16-18NF-2	ea	2	----	----	(**)	H-1	X
H001-7025831	----------	----------	120898	WASHER, lock, 9/16 in	ea	2	----	----	(**)	H-1	X
G513-7088767	----------	HE-A9678 FMT-16C7214	7088767	ABSORBER, shock, right rear (Used on vehicles after Serial No 110016).	ea	1	(%)	(%)	(%)		X
G513-7698628	----------	DP-5342136 FMT-16C7083	7698628	ABSORBER, shock, right rear (Used on vehicles through Serial No 108410).	ea	1	(%)	(%)	(%)		X
H016-0504208	----------	----------	504208	FITTING, lubr, ⅛NPT, male (link)	ea	8	----	----	(**)	H-16	X
G513-7707004	----------	FMT-16B7421	7707004	LINK, front (Used on vehicles after Serial No 110016)	ea	2	(%)	(%)	(%)		X
G513-7698649	----------	DP-1068624 FMT-16B7115	7698649	LINK, left front (Used on vehicles through Serial No 108410)	ea	1	(%)	(%)	(%)		X
G513-7707005	----------	FMT-16B7422	7707005	LINK, rear (Used on vehicles after Serial No 110016)	ea	2	(%)	(%)	(%)		X
G513-7698650	----------	DP-5342760 FMT-16B7116	7698650	LINK, rear (Used on vehicles through Serial No 108410)	ea	2	(%)	(%)	(%)		X
G513-7698631	----------	DP-1068625 FMT-16B7114	7698631	LINK, right front (Used on vehicles through Serial No 108410).	ea	1	(%)	(%)	(%)		X

				GROUP 18—CAB							
				1804—Windshield							
G513-7330835	.....	FMT-56D2231	7330835	WINDSHIELD, assy (Used on vehicles after Serial No 115266).	ea	1	.....	(%)	(%)		X
G513-7330832	.....	FMT-56D1466	7330832	WINDSHIELD, left, assy (Used on vehicles through Serial No 115266).	ea	1	.....	(%)	(%)		X
G513-7330849	.....	FMT-56D1467	7330849	WINDSHIELD, right, assy (Used on vehicles through Serial No 115266).	ea	1	.....	(%)	(%)		X
				1806.1—Cushions							
G513-7410476	.....	FMT-56C459	7410476	CUSHION, back, assy (open cab)	ea	2	(%)	(%)	(%)		X
G513-7410477	.....	FMT-56C287	7410477	CUSHION, back, left (closed cab)	ea	1	(%)	(%)	(%)		X
G513-7410478	.....	FMT-67C26	7410478	CUSHION, back, right (closed cab)	ea	1	(%)	(%)	(%)		X
G513-7410479	.....	FMT-56C457	7410479	CUSHION, seat, assy (open cab)	ea	2	(%)	(%)	(%)		X
G513-7743660	.....	FMT-56C285	7743660	CUSHION, seat, left (closed cab)	ea	1	(%)	(%)	(%)		X
G513-7414600	.....	FMT-56C286	7414600	CUSHION, seat, right (closed cab)	ea	1	(%)	(%)	(%)		X
				1806.3—Floor Board Mats and Seals							
G513-7703162	.....	FMT-10C7061	7703162	BOOT, gear shift control lever (closed cab)	ea	1	(%)	(%)	(%)		X
G513-7703161	.....	FMT-10A7313	7703161	BOOT, hand brake lever (closed cab)	ea	1	(%)	(%)	(%)		X
G513-7414605	.....	FMT-56D1678	7414605	MAT, left floor board (closed cab)	ea	1	(%)	(%)	(%)		X
G513-7743659	.....	FMT-56D1679	7743659	MAT, right floor board (closed cab)	ea	1	(%)	(%)	(%)		X
G513-7703165	.....	FMT-15A7199	7703165	NUT, lever boot retainer (closed cab)	ea	2	(%)	(%)	(%)		X
G513-7703167	.....	FMT-15A9053	7703167	NUT, lever boot retainer to riser angle (closed cab)	ea	4	(%)	(%)	(%)		X
G513-7703163	.....	FMT-10A7315	7703163	RETAINER, gear shift control lever boot (closed cab)	ea	1	(%)	(%)	(%)		X
G513-7703164	.....	FMT-10A7314	7703164	RETAINER, hand brake lever boot (closed cab)	ea	1	(%)	(%)	(%)		X
H101-0144718	.....	.....	144718	SCREW, self-tapping, No 7 (0.158)-16 x 3/8 (boot retainer) (closed cab).	ea	18	.....	.....	(**)	H-1	X
G513-7703168	.....	FMT-15C7147	7703168	SEAL, dust, toe board (closed cab)	ea	1	(%)	(%)	(%)		X
				GROUP 22—MISCELLANEOUS BODY, CHASSIS, AND ACCESSORY ITEMS							
				2201—Canvas Top and Curtains							
G513-7414674	.....	FMT-56D2313	7414674	BAG, carrying, cab side curtain	ea	1	(%)	(%)	(%)		X
G513-7743766	.....	FMT-56D2301	7743766	CURTAIN, cab, left side	ea	1	(%)	(%)	(%)		X
G513-7743764	.....	FMT-56D2296	7743764	CURTAIN, cab, rear	ea	1	(%)	(%)	(%)		X
G513-7743765	.....	FMT-56D2302	7743765	CURTAIN, cab, right side	ea	1	(%)	(%)	(%)		X
G513-7703160	.....	FMT-56D2291	7703160	TOP, cab, assy	ea	1	(%)	(%)	(%)		X

(1) STOCK NO.	(2) FEDERAL ITEM IDENTIFICATION NO.	(3) MFR'S PART NO.	(4 ORDNANCE PART NO.	(5) DESCRIPTION	(6) UNIT OF ISSUE	(7) QUANTITY INCORPORATED IN UNIT	(8) ORGANIZATIONAL ALLOWANCES BN, CO NO. OF MAJOR ITEMS 1-6 (a)	7-25 (b)	26-75 (c)	(9) REFERENCE SYMBOLS
				2202—Windshield Wipers and Mirrors						
H017-0500810			500810	ARM, windshield wiper, adj, 7½ in to 12 in	ea	2	1	1	1	X
H017-0500809			500809	ARM, windshield wiper, assy (Also available as part of KIT 7743735).	ea	2	1	1	1	X
G513-7410191		FMT-56D1763	7410191	ARM, mounting, rear view mirror (Used on vehicles through Serial No 115266).	ea	2	(%)	(%)	(%)	X
H017-0583264			583264	ARM, outside rear view mirror	ea	2	(%)	(%)	(%)	X
G513-7410470		FMT-56D2441	7410470	ARM, outside rear view mirror, inner (Used on vehicles after Serial No 115266) (Issue until stock is exhausted, then use ARM 583264).	ea	2				† X
G513-7410467		FMT-56D2033	7410467	ARM, outside rear view mirror, inner (Used on vehicles after Serial No 110017 through Serial No 115266) (Issue until stock is exhausted, then use ARM 583264).	ea	2				† X
G513-7410471		FMT-56D2442	7410471	ARM, outside rear view mirror, outer (Used on vehicles after Serial No 115266) (Issue until stock is exhausted, then use ARM 583264).	ea	2				† X
G513-7410468		FMT-56D2034	7410468	ARM, outside rear view mirror, outer (Used on vehicles after Serial No 110017 through Serial No 115266) (Issue until stock is exhausted, then use ARM 583264).	ea	2				† X
H017-0500813			500813	BLADE, windshield wiper, 9 in	ea	2	1	1	1	X
H106-0431494			431494	CONNECTOR, tube, compression, 3/16 in tube, ⅛ in male pipe end, assy (windshield wiper to manifold line).	ea	2			(**)	H-6 X
H006-0504255			504255	ELBOW, tube, compression, 90 deg, ⅜ in tube, ¼ in male pipe end, assy (windshield wiper line).	ea	1			(**)	H-6 X
G513-7706957		FMT-5Y7280	7706957	KIT, repair, windshield wiper arm (Issue until stock is exhausted, then use KIT 7743735).	ea					† X
G513-7743735		TRI-AL100Z	7743735	KIT, repair, windshield wiper arm	ea		1	1	1	X
				Composed of:						
		TRI-802431		1 ADAPTER.						
		TRI-805501	500809	1 ARM (subgroup 2202). [4]						
		TRI-790164		1 DRIVER.						
		TRI-790165		1 DRIVER.						
		TRI-75072ZE		1 NUT.						
		TRI-89793		1 PIN.						
G513-7088745		TRI-760041 FMT-56D1701	7088745	KNOB, adj, windshield wiper regulator	ea	2	(%)	(%)	(%)	X

G513-7410187		FMT-56D1520	7410187	MIRROR, rear view, inside (Used on vehicles through Serial No 115266).	ea	1	(%)	(%)	(%)		X
H001-1030591	010-0768		100768	BOLT, mach, No 10-32NF-2 x 1	ea	2			(**)	H-1	X
H001-4135681	012-0614		120614	NUT, plain, No 10-32NF-2	ea	2			(**)	H-1	X
H001-7025621	012-0217		120217	WASHER, lock, No 10	ea	2			(**)	H-1	X
G513-7088763		FMT-56D2425	7088763	MIRROR, rear view, outside, assy (Issue until stock is exhausted, then use MIRROR 547202).	ea						† X
H017-0547202			547202	MIRROR, rear view, outside, assy	ea	2	(%)	(%)	(%)		X
H017-0500845			500845	MOTOR, windshield wiper, assy	ea	2	(%)	(%)	(%)		X
H006-0229209			192032	NIPPLE, pipe, 1/8 x 3/4 (windshield wiper line)	ea	1			(**)	H-6	X
H006-0230415			116452	NUT, flared tube fitting, 1/4 in (windshield wiper line)	ea	1			(**)	H-6	X
G513-7414644		FMT-56D2451A	7414644	SCREW, set, outside rear view mirror arm (Used on vehicles after Serial No 115266).	ea	2	(%)	(%)	(%)		X
G513-7414645		FMT-56D758A	7414645	SCREW, set, outside rear view mirror arm (Used on vehicles through Serial No 115266).	ea	2	(%)	(%)	(%)		X
H007-0878000			33-T-233	TUBING, compounded, ID 7/32 in (windshield wiper)	ft	(‡)			(**)	H-7	X
H007-0218065			44-T-5080-15	TUBING, seamless, size 1/4 in (windshield wiper)	ft	(‡)			(**)	H-7	X
H007-0218110			44-T-5080-25	TUBING, seamless, size 3/8 in (windshield wiper)	ft	(‡)			(**)	H-7	X
G116-1827265		TR1-754705ZE		VALVE, regulating, windshield wiper, assy	ea	2	(%)	(%)	(%)		X
				2208.1—Speedometer							
G510-0131224		SW-97800-153 FMT-16B8914		CABLE, speedometer, assy	ea	1		(%)	(%)		X
G513-7330850		SW-97818-153 FMT-16B8915	7330850	CORE, cable	ea	1		(%)	(%)		X
G507-6266142		SW-590AB FMT-16C7150	6266142	SPEEDOMETER, assy (Used on vehicles after Serial No 115266).	ea	1	(%)	(%)	(%)		X
G513-7373803		SW-589Z FMT-16C7096	7373803	SPEEDOMETER, assy (Used on vehicles through Serial No 115266).	ea	1	(%)	(%)	(%)		X
				2208.2—Tachometer							
				ADAPTER, tachometer and distributor drive, assy (subgroup 0604.1).							
G510-7740522		SW-36796-55 FMT-16B7446	7740522	CORE, flexible drive shaft	ea	1		(%)	(%)		X
G511-7744256		SW-36800-55 FMT-16B7418	7744256	SHAFT, drive, flex, w/CORE and CASING, assy (55 in long)	ea	1		(%)	(%)		X
G509-0396046		SW-424BE FMT-16B7108		TACHOMETER, assy	ea	1		(%)	(%)		X

For explanation of footnotes, see NOTES, page 73.

(1) STOCK NO.	(2) FEDERAL ITEM IDENTIFICATION NO.	(3) MFR'S PART NO.	(4) ORDNANCE PART NO.	(5) DESCRIPTION	(6) UNIT OF ISSUE	(7) QUANTITY INCORPORATED IN UNIT	(8) ORGANIZATIONAL ALLOWANCES BN, CO NO. OF MAJOR ITEMS 1-6 (a)	7-25 (b)	26-75 (c)	(9) REFERENCE SYMBOLS	
				2210—Vehicular Data Plates							
G513-7526356			7526356	PLATE, caution, road speed	ea	1	(%)	(%)	(%)		X
G513-7520894		FMT-15A7337	7520894	PLATE, instruction, cooling system drain	ea	1	(%)	(%)	(%)		X
G513-7520892		FMT-15A7130	7520892	PLATE, instruction, engine speed, ammeter and brake low air pressure warning buzzer.	ea	1	(%)	(%)	(%)		X
G513-7520893		FMT-15A7171	7520893	PLATE, instruction, gear shift (transmission and transfer)	ea	1	(%)	(%)	(%)		X
G513-7520900		FMT-15A7562	7520900	PLATE, instruction, vehicle data	ea	1	(%)	(%)	(%)		X
G513-7520895		FMT-15A7559	7520895	PLATE, vehicle shipping data	ea	1	(%)	(%)	(%)		X
				GROUP 23—GENERAL USE STANDARDIZED PARTS							
				2304.1—Standard Hardware							
H001-0116278			223626	BOLT, hex-hd, s-fin, alloy-S, ½-20NF-2 x 1¼	ea			(%)	(%)	H-1	X
H101-0571079			571079	BOLT, hex-hd, s-fin, alloy-S, phos-ctd, ⅝-18NF-2 x 2	ea	10		(%)	(%)	H-1	X
				BOLT, mach, cap, hex-hd, S, cd or zn-pltd,							
H001-5025511	021-6915		216915	¼-20NC-2 x ⅝	ea	1	(%)	(%)	(%)	H-1	X
H001-5025821			213880	¼-28NF-2 x ¾	ea		(%)	(%)	(%)	H-1	X
H101-0214020	021-4020		214020	5/16-18NC-2 x 1½	ea	8	2	4	6	H-1	X
H101-0123967	018-1766		123967	⅝-18NF-3 x 1¾	ea	2		(%)	(%)	H-1	X
				BOLT, mach, cap, hex-hd, S, 85,000 psi yield strength, cd or zn-pltd,							
H001-5452301	018-1003		181003	¼-28NF-3 x ⅝	ea	2	(%)	(%)	(%)	H-1	X
H001-5452341	018-1566		181566	¼-28NF-3 x ¾	ea	6	(%)	(%)	(%)	H-1	X
H101-0181567	018-1567		181567	¼-28NF-3 x ⅞	ea	4	(%)	(%)	(%)	H-1	X
H001-5453101	018-0075		180075	5/16-18NC-3 x ⅝	ea	4	(%)	(%)	(%)	H-1	X
H001-5453141	018-0077		180077	5/16-18NC-3 x ¾	ea	26	8	13	20	H-1	X
H001-5453901	018-1610		181610	5/16-24NF-3 x 1¼	ea	4	(%)	(%)	(%)	H-1	X
H101-0215450	021-5450		215450	⅜-16NC-2 x 1	ea	18	5	9	14	H-1	X
H101-0179833			179833	⅜-16NC-3 x ½	ea			(%)	(%)	H-1	X
H001-5454480			179835	⅜-16NC-3 x ⅝	ea			(%)	(%)	H-1	X
H001-5454561	018-0122		180122	⅜-16NC-3 x 1	ea	30	9	15	23	H-1	X
H001-5454581	018-0123		180123	⅜-16NC-3 x 1⅛	ea	26	8	13	20	H-1	X
H001-5454701	018-0128		180128	⅜-16NC-3 x 1¾	ea	3	(%)	(%)	(%)	H-1	X
H101-0181627	018-1627		181627	⅜-24NF-3 x ½	ea	1	(%)	(%)	(%)	H-1	X

H001-5455261	018-1637		181637	⅜-24NF-3 x 1	ea	5	(%)	(%)	(%)	H-1	X
H001-5455300			181370	⅜-24NF-3 x 1¼	ea			(%)	(%)	H-1	X
H001-5455301	018-1639		181639	⅜-24NF-3 x 1¼	ea	4	(%)	(%)	(%)	H-1	X
H101-0181641	018-1641		181641	⅜-24NF-3 x 1⅜	ea	2	(%)	(%)	(%)	H-1	X
H101-0181649			181649	⅜-24NF-3 x 2¼	ea			(%)	(%)	H-1	X
H101-0215565	021-5565		215565	7/16-14NC-2 x 1¼	ea	25	5	8	13	H-1	X
H001-5455961			180147	7/16-14NC-3 x 1¼	ea					H-1	X
H001-5456061	018-0151		180151	7/16-14NC-3 x 1¾	ea	2		(%)	(%)	H-1	X
H001-5456881			181659	7/16-20NF-3 x ¾	ea		(%)	(%)	(%)	H-1	X
H001-5456901	018-1665		181665	7/16-20NF-3 x ⅞	ea	2	(%)	(%)	(%)	H-1	X
H001-5456921	018-1666		181666	7/16-20NF-3 x 1	ea	1	(%)	(%)	(%)	H-1	X
H001-5456961	018-1668		181668	7/16-20NF-3 x 1¼	ea	4	(%)	(%)	(%)	H-1	X
H001-5460461			181746	9/16-18NF-3 x 3¾	ea		(%)	(%)	(%)	H-1	X
H101-0215675	021-5675		215675	½-13NC-2 x 1¼	ea	13	3	4	7	H-1	X
H101-0215681	021-5681		215681	½-13NC-2 x 1¾	ea	3	(%)	(%)	(%)	H-1	X
H101-0180175	018-0175		180175	½-13NC-3 x 1¼	ea	7	(%)	(%)	(%)	H-1	X
H001-5458520			181427	½-20NF-3 x 1	ea			(%)	(%)	H-1	X
H001-5458601	018-1700		181700	½-20NF-3 x 1½	ea	1	(%)	(%)	(%)	H-1	X
H001-5458580			181430	½-20NF-3 x 1⅜	ea	1	(%)	(%)	(%)	H-1	X
H001-5458741	018-1709		181709	½-20NF-3 x 2½	ea	3	(%)	(%)	(%)	H-1	X
H001-5461881	018-1772		181772	⅝-18NF-3 x 2	ea	1	(%)	(%)	(%)	H-1	X
H001-5461921	018-1779		181779	⅝-18NF-3 x 2½	ea	2	(%)	(%)	(%)	H-1	X
				BOLT, mach, fil-hd, S, cd or zn-pltd,							
H101-0131875	013-1875		131875	No 6 (0.138)-32NC-2 x 3/16	ea	1	(%)	(%)	(%)	H-1	X
H001-5125831	013-1963		131963	No 8 (0.164)-32NC-2 x ⅜	ea	4	3	5	8	H-1	X
H101-0132100	013-2100		132100	No 10 (0.190)-32NF-2 x 5/16	ea	4	3	5	8	H-1	X
				BOLT, mach, fl-hd, S, cd or zn-pltd,							
H101-0106693	010-6693		106693	5/16-18NC-2 x 1⅛	ea	4		(%)	(%)	H-1	X
H101-0427005	042-7005		427005	½-13NC-2 x 3	ea	1	(%)	(%)	(%)	H-1	X
				BOLT, mach, rd-hd, S, cd or zn-pltd,							
H101-0132780	013-2780		132780	No 8 (0.164)-32NC-2 x 1¼	ea	2	(%)	(%)	(%)	H-1	X
H001-5148301	013-2848		132848	No 10 (0.190)-24NC-2 x 1	ea	2		(%)	(%)	H-1	X
H001-5148851	013-2908		132908	No 10 (0.190)-32NF-2 x ½	ea	60	45	75	113	H-1	X
H001-5150131	012-0628		120628	¼-20NC-2 x ½	ea	2	(%)	(%)	(%)	H-1	X
H001-5150181	013-3049		133049	¼-20NC-2 x 1	ea	2		(%)	(%)	H-1	X
H101-0137711			137711	BOLT, set, sq-hd, cone-pt, S, ⅜-16NC-3 x 2¾	ea			(%)	(%)	H-1	X
				BUSHING, pipe, shoulder, MI, glvd,							
H006-0210030			144035	¼ x ⅛	ea	3	(%)	(%)	(%)	H-6	X
H006-0210111			144038	½ x ¼	ea	1	(%)	(%)	(%)	H-6	X
H006-0502916			502916	CLAMP, hose, S, cd or zn-pltd, 1⅜ in	ea	4	2	4	6	H-6	X
H006-0100771			141615	COCK, drain, tee-hdl, br, ¼ in male pipe end (type B)	ea			(%)	(%)	H-6	X
				CONNECTOR, air brake hose,							
H006-0101045			504395	¼ in male pipe end, assy	ea	8	(%)	(%)	(%)	H-6	X
H001-0101046			570801	½ in male pipe end, assy	ea	6	(%)	(%)	(%)	H-1	X
H006-0213550			118752	CONNECTOR, flared tube, br, ½ in tube, ⅜ in male pipe end.	ea	3	(%)	(%)	(%)	H-6	X

(1) STOCK NO.	(2) FEDERAL ITEM IDENTIFICATION NO.	(3) MFR'S PART NO.	(4) ORDNANCE PART NO.	(5) DESCRIPTION	(6) UNIT OF ISSUE	(7) QUANTITY INCORPORATED IN UNIT	(8) ORGANIZATIONAL ALLOWANCES BN, CO NO. OF MAJOR ITEMS 1-6 (a)	7-25 (b)	26-75 (c)	(9) REFERENCE SYMBOLS	
				2304.1—Standard Hardware—Continued							
				CONNECTOR, tube, compression, ball sleeve, air service, br,							
H006-0570863			570863	⅜ in tube, ⅛ in male pipe end, assy	ea		(%)	(%)	(%)	H-6	X
H006-0312600			504264	⅜ in tube, ¼ in male pipe end, assy	ea	20	6	10	15	H-6	X
H006-0312620			504265	⅜ in tube, ⅜ in male pipe end, assy	ea	9	3	5	7	H-6	X
H006-0312640			504266	½ in tube, ⅜ in male pipe end, assy	ea	9	3	5	7	H-6	X
H006-0504359			504359	¾ in tube, ¾ in male pipe end, assy	ea	3	(%)	(%)	(%)	H-6	X
H006-0504282			504282	CONNECTOR, tube, compression, ball sleeve, air service, lg, br, ⅜ in tube, ⅛ in male pipe end, assy.	ea	1	(%)	(%)	(%)	H-6	X
H106-0431494			431494	CONNECTOR, tube, compression, thd sleeve, br, 3/16 in tube, ⅛ in male pipe end, assy.	ea	2	(%)	(%)	(%)	H-6	X
H006-0501658			501658	COUPLING (half), air brake hose, assy	ea	6	2	4	6	H-6	X
H006-0187396			187396	COUPLING, pipe, stght, S, black, RH, ⅜ in	ea		(%)	(%)	(%)	H-6	X
H016-0112464			112464	CUP, grease, rtc lock, S, ¼ oz cap, ⅛NPT, male	ea	2	(%)	(%)	(%)	H-16	X
H006-0261630			118753	ELBOW, flared tube, 90 deg, br, ¼ in tube, ⅛ in male pipe end.	ea	1	(%)	(%)	(%)	H-6	X
H016-0504202			504202	ELBOW, lubr fitting, 90 deg, ⅛NPT, male and female	ea	1		(%)	(%)	H-16	X
H006-0265466			127963	ELBOW, pipe, stght, 90 deg, MI, glvd, ½ in	ea	1	(%)	(%)	(%)	H-6	X
H006-0265005			120627	ELBOW, pipe, street, 45 deg, br, ⅛ in	ea	1	(%)	(%)	(%)	H-6	X
H006-0265105			120499	ELBOW, pipe, street, 90 deg, br, ¼ in	ea	3	(%)	(%)	(%)	H-6	X
				ELBOW, tube, compression, ball sleeve, air service, 90 deg, br,							
H006-0570821			570821	¼ in tube, ⅛ in male pipe end, assy	ea	1	(%)	(%)	(%)	H-6	X
H006-0504255			504255	⅜ in tube, ¼ in male pipe end, assy	ea	7	2	4	6	H-6	X
H006-0504257			504257	⅜ in tube, ⅜ in male pipe end, assy	ea	5	(%)	(%)	(%)	H-6	X
H006-0504258			504258	½ in tube, ⅜ in male pipe end, assy	ea	2	(%)	(%)	(%)	H-6	X
H006-0504318			504318	¾ in tube, ¾ in male pipe end, assy	ea	2	(%)	(%)	(%)	H-6	X
H006-0504363			504363	ELBOW, tube, extra long compression, ball sleeve, air service, 90 deg, br, ½ in tube, ⅜ in male pipe end, assy.	ea	1	(%)	(%)	(%)	H-6	X
				FITTING, lubr, hydraulic,							
H016-0109350			109350	67½ deg, ⅛NPT, male	ea	2		(%)	(%)	H-16	X
H016-0109462			109462	90 deg, ⅛NPT, male	ea	2		(%)	(%)	H-16	X
H016-0504203			504203	FITTING, lubr, hydraulic, stght, ¼-28NF, male	ea	2	(%)	(%)	(%)	H-16	X
H016-0504208			504208	FITTING, lubr, ORD, stght, ⅛NPT, male	ea	2	(%)	(%)	(%)	H-16	X

H016-0587306			587306	FITTING, lubr, pressure release vent, 14 to 15 lb relief pressure, 1/8NPT, male.	ea	8		7	10	H-16	X
H006-0504397			504397	GASKET, air brake hose connector	ea	14	7	12	18	H-6	X
H006-0229040			121207	NIPPLE, pipe, S, std, black, 3/8 x 1 (close)	ea	1	(%)	(%)	(%)	H-6	X
				NIPPLE, pipe, S, std, glvd,							
H006-0229209			192032	1/8 x 3/4 (close)	ea	1	(%)	(%)	(%)	H-6	X
H006-0229219			192050	1/4 x 7/8 (close)	ea	1	(%)	(%)	(%)	H-6	X
H006-0273230			192075	1/2 x 1 1/2 (short)	ea	4	(%)	(%)	(%)	H-6	X
H006-0504308			504308	NUT, ball sleeve compression tube fitting, air sleeve, br, 1/4 in.	ea	2	(%)	(%)	(%)	H-6	X
H101-0125043	012-5403		125043	NUT, castellated, hex, lt, s-fin, S, cd or zn-pltd, 1/2-20NF-2	ea	2		(%)	(%)	H-1	X
H101-0122559			122559	NUT, castle, lt, s-fin, S, cd or zn-pltd, 1/2-20NF-3	ea	7	2	4	6	H-1	X
H006-0230415			116452	NUT, flared tube fitting, short, br, 1/4 in	ea		(%)	(%)	(%)	H-6	X
H001-4165680			114548	NUT, hex, lt, s-fin, br, 1/2-20NF-2	ea		(%)	(%)	(%)	H-1	X
H001-4165740			115777	NUT, hex, lt, s-fin, br, 5/8-11NC-2	ea		(%)	(%)	(%)	H-1	X
H101-0219421			219421	NUT, hex, lt, thk, s-fin, S, 5/16-18NC-2	ea			(%)	(%)	H-1	X
				NUT, hex, lt, s-fin, S, cd or zn-pltd,							
H001-4167721			124634	9/16-18NF-2	ea	5	(%)	(%)	(%)	H-1	X
H101-0121358			121358	5/8-18NF-2	ea	12	4	6	9	H-1	X
H101-0124645			124645	3/4-16NF-2	ea	22	7	11	17	H-1	X
H101-0503184			503184	NUT, hex, lt, s-fin, S, seez-pruf-ctd-thd, 3/8-24NF-2	ea	18	9	15	23	H-1	X
H001-4027521			221157	NUT, hex, reg, s-fin, S, cd or zn-pltd, 5/16-24NF-2	ea	2	(%)	(%)	(%)	H-1	X
H001-4027581			214267	NUT, hex, reg, s-fin, S, cd or zn-pltd, 1/2-20NF-2	ea	41	12	21	31	H-1	X
H101-0122407			122407	NUT, jam, hex, lt, s-fin, S, cd or zn-pltd, 3/4-16NF-3	ea	20	6	10	15	H-1	X
H101-0174853	017-4853		174853	NUT, plain, hex, hv, s-fin, S, cd or zn-pltd, 5/16-18NC-3	ea	4	(%)	(%)	(%)	H-1	X
H001-4167520	010-3024		103024	NUT, plain, hex, lt, s-fin, S, 1/4-28NF-2	ea	2	(%)	(%)	(%)	H-1	X
				NUT, plain, hex, lt, s-fin, S, cd or zn-pltd,							
H001-4167521	012-0367		120367	1/4-28NF-2	ea	14	7	12	18	H-1	X
H001-4167561	012-0368		120368	5/16-24NF-2	ea	32	16	27	40	H-1	X
H101-0123221	012-3221		123221	3/8-16NC-3	ea	24		20	30	H-1	X
H001-4167601	012-0369		120369	3/8-24NF-2	ea	89	45	74	112	H-1	X
H001-4167641	012-0370		120370	7/16-20NF-2	ea	18	9	15	23	H-1	X
H001-4171641	012-1949		121949	7/16-20NF-3	ea	21	11	18	27	H-1	X
H001-4167681	012-0371		120371	1/2-20NF-2	ea	49	15	25	37	H-1	X
H001-4167721	012-4634		124634	9/16-18NF-2	ea	20	6	10	15	H-1	X
H101-0121358	012-1358		121358	5/8-18NF-2	ea	5	(%)	(%)	(%)	H-1	X
H001-4167881	012-4657		124657	1-14NF-2	ea	4		(%)	(%)	H-1	X
H001-4179661	012-5653		125653	NUT, plain, hex, lt, thk, s-fin, S, cd or zn-pltd, 1/2-20NF-2	ea	33		17	25	H-1	X
				NUT, plain, hex, reg, s-fin, S, cd or zn-pltd,							
H001-4026501	022-0069		220069	1/4-20NC-2	ea	2		(%)	(%)	H-1	X
H001-4026521	022-0070		220070	5/16-18NC-2	ea	6		5	8	H-1	X
H001-4026541	022-0071		220071	3/8-16NC-2	ea	2	(%)	(%)	(%)	H-1	X
H101-0220073	022-0073		220073	1/2-13NC-2	ea	1	(%)	(%)	(%)	H-1	X
				NUT, plain, hex, S, cd or zn-pltd,							
H001-4135661	012-0361		120361	No 10 (0.190)-24NC-2	ea	2		(%)	(%)	H-1	X
H001-4135681	012-0614		120614	No 10 (0.190)-32NF-2	ea	14	8	14	21	H-1	X
H001-4135741	013-4551		134551	1/4-20NC-2	ea	2	(%)	(%)	(%)	H-1	X

(1) STOCK NO.	(2) FEDERAL ITEM IDENTIFICATION NO.	(3) MFR'S PART NO.	(4) ORDNANCE PART NO.	(5) DESCRIPTION	(6) UNIT OF ISSUE	(7) QUANTITY INCORPORATED IN UNIT	(8) ORGANIZATIONAL ALLOWANCES BN, CO NO. OF MAJOR ITEMS 1-6 (a)	7-25 (b)	26-75 (c)	(9) REFERENCE SYMBOLS	
				2304.1—Standard Hardware—Continued							
H101-0435436	043-5436		435436	NUT, sltd, hex, hv, s-fin, S, cd or zn-pltd, 1½-6NC-2	ea	1	(%)	(%)	(%)	H-1	X
H101-0125438	012-5438		125438	NUT, sltd, hex, lt, thk, s-fin, S, cd or zn-pltd, 1½-12NF-2	ea	1	(%)	(%)	(%)	H-1	X
				PIN, cotter, split, S,							
H001-0711040	010-3374		103374	3/32 x 1	ea	16		100	150	H-1	X
H001-0811051	010-8630		108630	1/8 x 7/8	ea	4		25	38	H-1	X
H001-0811082	010-3415		103415	3/16 x 3	ea	1	4	6	10	H-1	X
H101-0137318			137318	PIN, cotter, split, S, pltd, ¼ x 3	ea	1	4	6	10	H-1	X
H101-0103720			103720	PIN, stght, chamfered, cold-fin-S, 3/16 x ½	ea	2	(%)	(%)	(%)	H-1	X
H001-4541700	010-3498		103498	PIN, stght, headed, hardened, S, ½ x 1 13/64	ea	3		4	6	H-1	X
H001-0823006	011-4787		114787	PIN, stght, headed, S, ½ x 1 13/64 (dimensions shown are diam and lgh under head to c/l of hole).	ea	8	6	11	16	H-1	X
H002-0502394			502394	PLUG, drain, magnetic, sq-hd, ¾NPT	ea	1		(%)	(%)	H-2	X
H006-0282430			501591	PLUG, expansion, S, ⅝ in diam	ea	5	3	4	7	H-6	X
H006-0541540			541540	PLUG, expansion, S, cd or zn-pltd, 3¼ in diam	ea	1		(%)	(%)	H-6	X
H006-0283195			127951	PLUG, pipe, hex-hd, br, ¼ in	ea	3	(%)	(%)	(%)	H-6	X
H006-0283192			118831	PLUG, pipe, sltd, hdls, br, ⅛ in	ea	1		(%)	(%)	H-6	X
				PLUG, pipe, sltd, hdls, S, cd or zn-pltd,							
H106-0125947			125947	⅛ in	ea	6	(%)	(%)	(%)	H-6	X
H006-0283987			143992	¼ in	ea	4	(%)	(%)	(%)	H-6	X
H106-0143993			143993	⅜ in	ea	1	(%)	(%)	(%)	H-6	X
				PLUG, pipe, sq-hd, MI, glvd,							
H006-0283905			219190	¼ in	ea	4	(%)	(%)	(%)	H-6	X
H006-0283915			219200	½ in	ea	1	(%)	(%)	(%)	H-6	X
H006-0283920			219302	¾ in	ea	2	(%)	(%)	(%)	H-6	X
H006-0283925			219304	1 in	ea	1	(%)	(%)	(%)	H-6	X
H006-0283930			219306	1¼ in	ea	2	(%)	(%)	(%)	H-6	X
H006-0283420			103876	PLUG, pipe, sq-socket, hdls, CI, 1 in	ea	1	(%)	(%)	(%)	H-6	X
H106-0143967			143967	PLUG, pipe, sq-socket, hdls, MI, cd or zn-pltd, ½ in	ea	3	(%)	(%)	(%)	H-6	X
H006-0283766			143968	PLUG, pipe, sq-socket, hdls, MI, cd or zn-pltd, ¾ in	ea	6	(%)	(%)	(%)	H-6	X
H006-0538825			538825	PLUNGER, air brake hose coupling	ea	4	(%)	(%)	(%)	H-6	X
H006-0538826			538826	RETAINER, air brake hose coupling spring	ea	4	(%)	(%)	(%)	H-6	X
H006-0538824			538824	RING, packing, air brake hose coupling	ea	4	5	8	13	H-6	X
H001-0924325	011-0428		110428	RIVET, solid, b-hd, S, (anld), 7/16 x ⅝	ea	8	3	5	8	H-1	X

				SCREW, cap, hex-hd, S, cd or zn-pltd,						
H101-0434759			434759	¼-28NF-2 x 3½	ea			(%)	(%)	H-1	X
H101-0216933			216933	5/16-18NC-2 x 1¼	ea	4	(%)	(%)	(%)	H-1	X
H101-0214384			214384	⅜-16NC-2 x ½	ea	2	(%)	(%)	(%)	H-1	X
H101-0214141			214141	7/16-20NF-2 x 1¾	ea	21		5	8	H-1	X
				SCREW, cap, hex-hd, S, 85,000 psi yield strength, cd or zn-pltd,							
H101-0215369			215369	5/16-18NC-2 x 1¼	ea	2		(%)	(%)	H-1	X
H101-0189333			189333	⅜-24NF-2A x 4¼	ea	1	(%)	(%)	(%)	H-1	X
H101-0189334			189334	⅜-24NF-3 x 4½	ea	1		(%)	(%)	H-1	X
H001-5457241			181680	7/16-20NF-3 x 3½	ea	8		(%)	(%)	H-1	X
H101-0180188			180188	½-13NC-3 x 2¾	ea	2		(%)	(%)	H-1	X
H101-0215690			215690	½-13NC-2 x 3	ea	1	(%)	(%)	(%)	H-1	X
H101-0434792			434792	½-13NC-2 x 3½	ea	4	(%)	(%)	(%)	H-1	X
H101-0181701			181701	½-20NF-3 x 1⅝	ea	1	(%)	(%)	(%)	H-1	X
H101-0127738			127738	SCREW, drive, metallic, rd-hd, S, cd or zn-pltd, No 10 (0.182) x ½.	ea	1	(%)	(%)	(%)	H-1	X
H101-0126087			126087	SCREW, mach, fl-hd, S, cd or zn-pltd, ½-13NC-2 x 1¼	ea			(%)	(%)	H-1	X
H101-0421634			421634	SCREW, mach, rd-hd, corr-res-S, No 10 (0.190)-24NC-2 x ½	ea	4		5	8	H-1	X
H101-0145131			145131	SCREW, tapping, rd-hd, blunt-pt, sheet metal thd, S, cd or zn-pltd, No 14 (0.243) x ½ in.	ea	2	(%)	(%)	(%)	H-1	X
H101-0144718			144718	SCREW, tapping, rd-hd, gimlet-pt, sheet metal thd, S, No 7 (0.155) x ⅜ in.	ea		(%)	(%)	(%)	H-1	X
H101-0127884			127884	SCREW, tapping, rd-hd, gimlet-pt, sheet metal thd, S, cd or zn-pltd, No 10 (0.191) x ⅝ in.	ea	4	3	5	8	H-1	X
H006-0504398			504398	SLEEVE, air brake hose connector	ea	4	3	5	8	H-6	X
H006-0504310			504310	SLEEVE, ball, compression tube, fitting, air service, br, ¼ in	ea	2	(%)	(%)	(%)	H-6	X
H006-0504400			504400	SPRING, air brake hose connector	ea	4	(%)	(%)	(%)	H-6	X
H001-1312540			114987	STUD, S, ⅜-16NC (9/16) x ⅜-24NF-2 (⅝) x 1 11/16	ea			(%)	(%)	H-1	X
				TEE, tube, compression, ball sleeve, air service, br,							
H006-0504337			504337	⅜ in tube, ⅜ n male pipe end, assy	ea	1	(%)	(%)	(%)	H-6	X
H006-0504333			504333	½ in tube, ⅜ in male pipe side, assy	ea	1	(%)	(%)	(%)	H-6	X
H006-0504325			504325	TEE, tube, reducing, compression, ball sleeve, air service, br, ½ in tube, ¼ in female pipe end, ⅜ in male pipe side, assy.	ea	1	(%)	(%)	(%)	H-6	X
H016-0587310			587310	VALVE, lubr, pressure relief, 1500 lb, ⅛NPT, male, short	ea	6	(%)	(%)	(%)	H-16	X
H101-0125829			125829	WASHER, lock, ext-teeth, ck, S, cd or zn-pltd, ½ in	ea	1	(%)	(%)	(%)	H-1	X
H001-7017741	013-5629		135629	WASHER, lock, ext-teeth, reg, S, cd or zn-pltd, ½ in	ea	6	2	3	4	H-1	X
H001-7017681			138489	WASHER, lock, ext-teeth, S, cd or zn-pltd, ⅜ in	ea			(%)	(%)	H-1	X
H001-1516013			103331	WASHER, lock, hv, S, ⅝ in	ea			(%)	(%)	H-1	X
				WASHER, lock, hv, S, cd or zn-pltd,							
H001-7018681	013-1098		131098	¼ in	ea	4	(%)	(%)	(%)	H-1	X
H001-7018711			120638	5/16 in	ea	6	(%)	(%)	(%)	H-1	X
H001-7018741			131099	⅜ in	ea	3	(%)	(%)	(%)	H-1	X
H101-0131101			131101	½ in	ea	24	6	10	15	H-1	X
H101-0131144			131144	1 in	ea	12	3	5	8	H-1	X
H101-0131146			131146	1¼ in	ea	1		(%)	(%)	H-1	X

(1) STOCK NO.	(2) FEDERAL ITEM IDENTIFICATION NO.	(3) MFR'S PART NO.	(4) ORDNANCE PART NO.	(5) DESCRIPTION	(6) UNIT OF ISSUE	(7) QUANTITY INCORPORATED IN UNIT	(8) ORGANIZATIONAL ALLOWANCES BN, CO NO. OF MAJOR ITEMS 1-6 (a)	7-25 (b)	26-75 (c)	(9) REFERENCE SYMBOLS	
				2304.1—Standard Hardware—Continued							
				WASHER, lock, int-ext-teeth, S, cd or zn-pltd,							
H001-7124701	017-4916		174916	1/4 x 0.760 (0.720 to 0.760 in OD)	ea	14	4	7	11	H-1	X
H001-7124741	017-8551		178551	3/8 x 0.985 (0.965 to 0.985 in OD)	ea	4	(%)	(%)	(%)	H-1	X
H001-7124761	017-8571		178571	7/16 x 1.070 (1.045 to 1.070 in OD)	ea	11	3	5	7	H-1	X
H001-7124781	017-8591		178591	1/2 x 1.260 (1.220 to 1.260 in OD)	ea	19	5	8	12	H-1	X
H001-7124831	017-8632		178632	5/8 x 1.620 (1.590 to 1.620 in OD)	ea	7	(%)	(%)	(%)	H-1	X
				WASHER, lock, int-teeth, reg, S, cd or zn-pltd,							
H001-7021681	012-1801		121801	No 10 (0.190)	ea	10	5	8	13	H-1	X
H001-7021801	013-8542		138542	3/8 in	ea	24	7	12	18	H-1	X
				WASHER, lock, lt, S, cd or zn-pltd,							
H001-7023561			131181	No 6 (0.138)	ea	1	(%)	(%)	(%)	H-1	X
H101-0131204			131204	9/16 in	ea	6		(%)	(%)	H-1	X
H001-7023871			131205	5/8 in	ea	1	(%)	(%)	(%)	H-1	X
				WASHER, lock, med, S, cd or zn-pltd,							
H001-7025561			131044	No 6 (0.138)	ea		(%)	(%)	(%)	H-1	X
H001-7025621	012-0217		120217	No 10 (0.190)	ea	17	9	14	22	H-1	X
H001-7025681	012-0380		120380	1/4 in	ea	25	8	13	19	H-1	X
H001-7025711	012-0214		120214	5/16 in	ea	75	23	38	57	H-1	X
H001-7025741	012-0382		120382	3/8 in	ea	204	61	102	153	H-1	X
H001-7025771			120383	7/16 in	ea	108	27	45	68	H-1	X
H001-7025801			120384	1/2 in	ea	189	47	79	119	H-1	X
H001-7025831			120898	9/16 in	ea	19	5	8	12	H-1	X
H001-7025861			121574	5/8 in	ea	4		(%)	(%)	H-1	X
				WASHER, plain, S, cd or zn-pltd,							
H001-7043741			120394	13/32 ID, 13/16 OD, 0.065 thk	ea	2	(%)	(%)	(%)	H-1	X
H001-7043801			120396	17/32 ID, 1 1/16 OD, 0.095 thk	ea	8	(%)	(%)	(%)	H-1	X
H101-0144245			144245	YOKE, rod end, adj, lt, S, cd or zn-pltd, 1/2-20NF-2	ea	5	(%)	(%)	(%)	H-1	X
				2304.2—Bulk Material							
H005-0811650			22-C-70	CABLE, automotive, bare strap, braided, AWG No 4, construction 832 x 36 tnd-cop, width 25/32 in.	ft	30	(%)	(%)	(%)	H-5	X
H008-0819906			42-C-15120-205	CHAIN, weldless, dble loop, S, glvd, nominal size 0.702 in	ft	1	(%)	(%)	(%)	H-8	X

H005-0100580			17-C-18035-90	CONDUIT, flex, nonmetallic, size 3/8 in		ft	5	(%)	(%)	(%)	H-5	X
H005-0100623			17-C-18035-95	size 7/16 in		ft	140	53	88	132	H-5	X
H005-0100624			17-C-18036-5	size 9/16 in		ft	23	9	14	22	H-5	X
H007-0100220			33-H-775	HOSE, radiator, rubber, ID 1 3/4 in, ply 3, lgh 3 ft		ft	1	(%)	(%)	(%)	H-7	X
H007-0100405			33-H-787-125	HOSE, rubber, canvas covered, ID 3/8 in, 5-ply		ft	55	69	115	172	H-7	X
				TUBING, cop, seamless, soft anld,								
				Size	*OD*	*Thkns of Wall*						
H007-0218065			44-T-5080-15	1/4 in	0.250 in	0.035 in	ft	5	(%)	(%)	(%)	H-7	X
H007-0218110			44-T-5080-25	3/8 in	0.375 in	0.035 in	ft	101	20	34	51	H-7	X
H007-0218135			44-T-5080-30	1/2 in	0.500 in	0.035 in	ft	4	(%)	(%)	(%)	H-7	X
H007-0218131			44-T-5080-40	3/4 in	0.750 in	0.049 in	ft	10	(%)	(%)	(%)	H-7	X
H007-0878000			33-T-233	TUBING, rubber, compounded, hv wall, ID 7/32 in, thkns of wall 3/32 in.			ft	12	3	5	8	H-7	X

(1) STOCK NO.	(2) FEDERAL ITEM IDENTIFICATION NO.	(3) ORDNANCE PART NO.	(4) DESCRIPTION	(5) UNIT OF ISSUE	(6) ORGANIZATIONAL ALLOWANCES QUANTITY PER TOOL SET 41-T-3569-573	(7) REFERENCE SYMBOLS		(8) FIG NO.
			ORGANIZATIONAL TOOLS AND EQUIPMENT FOR TRUCK					
41-T-3569-573		41-T-3569-573	TOOL SET, 2d echelon, special, Set B [6]	set			NX	
			All items listed hereunder with quantities listed in column (6) are components of Tool Set, 2nd echelon, special, Set B. The complete tool set may be requisitioned under Stock No 41-T-3569-573. However, any individual item may be requisitioned under its own stock number.					
41-A-18-241	707-9783	41-A-18-241	ADAPTER, puller, shackle bolt	ea	1	J-6	NX	3
41-E-628		41-E-628	EYE, lifting, engine, threaded end 1/2 in 13NC-3, OD of eye 2 1/8 in, lgh overall 5 7/8 in.	ea	2	J-6	NX	3
41-P-2951-35		41-P-2951-35	PULLER, pitman arm	ea	1	J-6	NX	3
41-W-3059-150		41-W-3059-150	WRENCH, tubular, sgle end, hex, size of opng 1 17/64 in, lgh overall 13 in	ea	1	J-6	NX	3
41-W-2612-25		41-W-2612-25	WRENCH, wheel bearing nut, dble end, oct opngs 3 5/16 and 3 7/8 in	ea	1	J-6	NX	3
41-W-3825-72		41-W-3825-72	WRENCH, wheel bearing nut, dble, oct, 4 7/16 and 4 15/16 in	ea	1	J-6	NX	3
41-W-3825-128		41-W-3825-128	WRENCH, wheel bearing nut, sgle end, oct opng, size of opng 4 1/16 in, lgh 3 1/4 in.	ea	1	J-6	NX	3

For explanation of footnotes, see NOTES, page 73.

			CONDUIT, flex, nonmetallic,							
H005-0100580		17-C-18035-90	size 3/8 in	ft	5	(%)	(%)	(%)	H-5	X
H005-0100623		17-C-18035-95	size 7/16 in	ft	140	53	88	132	H-5	X
H005-0100624		17-C-18036-5	size 9/16 in	ft	23	9	14	22	H-5	X
H007-0100220		33-H-775	HOSE, radiator, rubber, ID 1 3/4 in, ply 3, lgh 3 ft	ft	1	(%)	(%)	(%)	H-7	X
H007-0100405		33-H-787-125	HOSE, rubber, canvas covered, ID 3/8 in, 5-ply	ft	55	69	115	172	H-7	X
			TUBING, cop, seamless, soft anld, *Size* / *OD* / *Thkns of Wall*							
H007-0218065		44-T-5080-15	1/4 in / 0.250 in / 0.035 in	ft	5	(%)	(%)	(%)	H-7	X
H007-0218110		44-T-5080-25	3/8 in / 0.375 in / 0.035 in	ft	101	20	34	51	H-7	X
H007-0218135		44-T-5080-30	1/2 in / 0.500 in / 0.035 in	ft	4	(%)	(%)	(%)	H-7	X
H007-0218131		44-T-5080-40	3/4 in / 0.750 in / 0.049 in	ft	10	(%)	(%)	(%)	H-7	X
H007-0878000		33-T-233	TUBING, rubber, compounded, hv wall, ID 7/32 in, thkns of wall 3/32 in.	ft	12	3	5	8	H-7	X

(1) STOCK NO.	(2) FEDERAL ITEM IDENTIFICATION NO.	(3) ORDNANCE PART NO.	(4) DESCRIPTION	(5) UNIT OF ISSUE	(6) ORGANIZATIONAL ALLOWANCES: QUANTITY PER TOOL SET 41-T-3569-573	(7) REFERENCE SYMBOLS		(8) FIG NO.
			ORGANIZATIONAL TOOLS AND EQUIPMENT FOR TRUCK					
41-T-3569-573		41-T-3569-573	TOOL SET, 2d echelon, special, Set B [6]	set			NX	
			All items listed hereunder with quantities listed in column (6) are components of Tool Set, 2nd echelon, special, Set B. The complete tool set may be requisitioned under Stock No 41-T-3569-573. However, any individual item may be requisitioned under its own stock number.					
41-A-18-241	707-9783	41-A-18-241	ADAPTER, puller, shackle bolt	ea	1	J-6	NX	3
41-E-628		41-E-628	EYE, lifting, engine, threaded end 1/2 in 13NC-3, OD of eye 2 1/8 in, lgh overall 5 7/8 in.	ea	2	J-6	NX	3
41-P-2951-35		41-P-2951-35	PULLER, pitman arm	ea	1	J-6	NX	3
41-W-3059-150		41-W-3059-150	WRENCH, tubular, sgle end, hex, size of opng 1 17/64 in, lgh overall 13 in	ea	1	J-6	NX	3
41-W-2612-25		41-W-2612-25	WRENCH, wheel bearing nut, dble end, oct opngs 3 5/16 and 3 7/8 in	ea	1	J-6	NX	3
41-W-3825-72		41-W-3825-72	WRENCH, wheel bearing nut, dble, oct, 4 7/16 and 4 15/16 in	ea	1	J-6	NX	3
41-W-3825-128		41-W-3825-128	WRENCH, wheel bearing nut, sgle end, oct opng, size of opng 4 1/16 in, lgh 3 1/4 in.	ea	1	J-6	NX	3

For explanation of footnotes, see NOTES, page 73.

(1) STOCK NO.	(2) ORDNANCE PART NO.	(3) DESCRIPTION	(4) UNIT OF ISSUE	(5) REFERENCE SYMBOLS	
		APPLICABLE CLEANING AND PRESERVING MATERIALS			
		The following items extracted from ORD 3 SNL K-1, are requisitioned as required. For usage see TM 9-850 and TM 9-2851.			
		ACETONE, technical:			
51-A-227	51-A-227	1 gal	ea	K-1	X
51-A-228	51-A-228	5 gal	ea	K-1	X
		(For cleaning carburetor parts, fuel systems, etc).			
		ACID, sulphuric, dilute, specific gravity 1.280 storage battery (electrolyte):			
51-A-1562-250	51-A-1562-250	1 qt	ea	K-1	X
51-A-1562-255	51-A-1562-255	1 gal	ea	K-1	X
		ALCOHOL, denatured:			
51-A-1932	51-A-1932	1 gal	ea	K-1	X
51-A-1938	51-A-1938	5 gal	ea	K-1	X
		BARRIER, wrapping paper	ea	QMC	X
38-2750.470-058		BRUSH, acid, ⅜ bristles, 5¾ in long	ea	ENG	X
38-3563.175-310		BRUSH, cleaning, bristle, rd, 1½ x 2 in, brush part 10 in long	ea	ENG	X
38-3563.200-217		BRUSH, cleaning, chassis, 5 in wide x 21¾ in long	ea	ENG	X
38-3563.460-200		BRUSH, cleaning, hatchet style, ⅝ x 3⅜ x 2½ in brush part, 20 in long	ea	ENG	X
38-4321.500-300		BRUSH, paint, flat, mtl bound, med grade, 3 in (FS H-B-420)	ea	ENG	NX
		CARBON TETRACHLORIDE:			
51-C-768	51-C-768	1 lb	ea	K-1	X
51-C-772	51-C-772	1 qt	ea	K-1	X
51-C-775	51-C-775	1 gal	ea	K-1	X
		CEMENT, rubber, natural, nonvulcanizing:			
52-C-1450	52-C-1450	2 oz tube	ea	K-1	X
52-C-1452	52-C-1452	1 pt tube	ea	K-1	X
52-C-1454	52-C-1454	1 qt can	ea	K-1	X
42-C-20363-50	42-C-20363-50	CLOTH, abrasive, al-oxide, closed coat, sheets 9 x 11, grade 3/0-120, 50 sheet sleeve	pkg	K-1	X
		COMPOUND, antifreeze (ethylene glycol type),			
51-C-1554-15	51-C-1554-15	1 gal (for zone of interior issue only)	ea	K-1	X
51-C-1554-20	51-C-1554-20	1 gal export packed (for export shipment only)	ea	K-1	X
51-C-1555	51-C-1555	5 gal	ea	K-1	X
51-C-1554-35	51-C-1554-35	55 gal (for depots, arsenals, motor pools etc)	ea	K-1	X
51-C-1553-755	51-C-1553-755	COMPOUND, antifreeze, arctic, 35 gal	ea	K-1	X
51-C-1568-500	51-C-1568-500	COMPOUND, cleaning, pkg containing 1 lb of cleaner and 4 oz of neutralizer (cleaner and neutralizer for engine cooling systems).	ea	K-1	X
51-C-1588-775	51-C-1588-775	COMPOUND, inhibitor, corrosion, 5 oz	ea	K-1	X
		COMPOUND, insulation, ignition	ea	ENG	X
51-C-1661	51-C-1661	COMPOUND, water repellent w/cotton applicator and gauze pad, ½ cc glass vial	ea	K-1	X
		ENAMEL, rust inhibiting, od	ea	ENG	X

For explanation of footnotes, see NOTES, page 73.

(1) STOCK NO.	(2) ORDNANCE PART NO.	(3) DESCRIPTION	(4) UNIT OF ISSUE	(5) REFERENCE SYMBOLS	
		APPLICABLE CLEANING AND PRESERVING MATERIALS—Continued			
		ENAMEL, synthetic, gloss	ea	ENG	X
		ENAMEL, synthetic, lustreless	ea	ENG	X
51-F-363-15	51-F-363-15	FLUID, shock absorber, hv, 1 gal (for Houde shock absorbers)	ea	K-1	X
		GREASE, automotive and artillery (lubr of automotive and artillery temp range minus 60°F to plus 125°F).	ea	QMC	X
		GREASE, water pump	lb	QMC	X
		LUBRICANT, chain, exposed gear and wire rope,			
		5 lb, grade A (for use in cold weather)	ea	QMC	X
		5 lb, grade B (for use in warm weather)	ea	QMC	X
		5 lb, grade C (for use in hot weather)	ea	QMC	X
		LUBRICANT, gear, univ,			
		Grade 75 (GO 75) (MIL-L-2105)	ea	QMC	X
		Grade 90 (GO 90) (MIL-L-2105)	ea	QMC	X
		LUBRICANT, gear, univ, sub-zero,			
14-L-184-925		5 gal	ea	QMC	X
14-L-184-935		15 gal	ea	QMC	X
		OIL, lubr, engine,			
		SAE 10 (OE 10) (MIL-O-2104 (ORD))	ea	QMC	X
		SAE 30 (OE 30) (MIL-O-2104 (ORD))	ea	QMC	X
		SAE 50 (OE 50) (MIL-O-2104 (ORD))	ea	QMC	X
		OIL, lubr, engine, sub-zero,			
14-O-2375-50		1 qt	ea	QMC	X
14-O-2375-75		5 gal	ea	QMC	X
14-O-2375-100		55 gal	ea	QMC	X
		OIL, lubr, lt,			
14-O-1339	14-O-1339	1 qt	ea	K-1	X
14-O-1339-15	14-O-1339-15	1 gal	ea	K-1	X
		OIL, lubr, preservative, special (PL-special) (MIL-L-644A)			
14-O-2833-992	14-O-2833-992	2 oz (oblong screw top can)	ea	K-1	X
14-O-2833-994	14-O-2833-994	4 oz (oblong can w/spout)	ea	K-1	X
14-O-2834-10	14-O-2834-10	1 qt	ea	K-1	X
		PAINT, gasoline soluble, lustreless (paste)	ea	ENG	X
		SPONGE, synthetic, vinyl type, coarse pore compressed (MIL-S-11036 (ORD) Type I, Class 2),			
41-S-4047-555	41-S-4047-555	size A, 6¾ x 3¾ x 2¾ in	ea	K-1	X
41-S-4047-550	41-S-4047-550	size C, 4¾ x 3½ x 1⅞ in	ea	K-1	X
		THINNER, enamel, synthetic	ea	ENG	X
		THINNER, paint, volatile mineral spirits (ENG item of issue only)	ea	ENG	X
		or			
		SOLVENT, dry cleaning (QMC item of issue only)	ea	QMC	X

NOTES

Explanation of Symbols

J–17	SNL symbols such as J–17, H–1, K–1, etc., refer to the SNL in which the item is reviewed.
NX	Items marked NX are non expendable.
X	Items marked X are expendable.
‡	As required.
†	Available for issue until stock is exhausted. The requisitioning agency will requisition the superseding or preferred item. The supplying agency will take necessary action to issue the superseded item until stock is exhausted.
(**)	See Group 23.
(%)	The percent symbol (%) indicates additional items not carried by this category of maintenance, but which may be requisitioned when needed for replacement.
(%%)	The double percent symbol (%%) indicates items which may be requisitioned and installed by this category of maintenance when approved by the supporting ordnance officer.
AG	The Adjutant General.
ENG	Corps of Engineers.
QMC	Quartermaster Corps.

Footnotes

[1]One SET 5701624 is authorized per major item.

[2]One per major item to accompany matériel. Additional copies, when required, to be requisitioned from The Adjutant General.

[3]Also available separately until stock is exhausted, see subgroup indicated.

[4]Also available separately, see subgroup indicated.

[5]Unauthorized for organizational allowances, added for information only.

[6]Allowances are authorized in applicable T/A or T/O&E.

[7]For allowances and components of KIT, winterization, arctic, see SB 9–16.

[8]One per organization; to schools and training centers as required, see SR 310–20–3.



Figure 1. Truck, 4- to 5-ton, 4 x 4, Coe, tractor (closed cab) right front view.



Figure 2. Truck, 4- to 5-ton, 4 x 4, Coe, tractor (open cab) right front view.



Figure 3. Special tools for truck, 4- to 5-ton, 4 x 4.

☆ U. S. GOVERNMENT PRINTING OFFICE: 1952—951370/488A