

REPAIR PARTS AND SPECIAL TOOLS LIST

FOR

FORCE PROVIDER


FP MODULE, TAN: NSN 5419-01-473-2297

FP MODULE, GREEN: NSN 5419-01-473-2294

MODIFICATION SYSTEM POWER GENERATION: NSN 6120-01-516-6424

MODIFICATION SYSTEM, COLD WEATHER: NSN 4610-01-423-7427

MODIFICATION SYSTEM, PRIME POWER: NSN 6120-01-516-7538



DISTRIBUTION STATEMENT A — Approved for public release; distribution is unlimited.

HEADQUARTERS, DEPARTMENT OF THE ARMY

01 OCTOBER 2011

LIST OF EFFECTIVE PAGES / WORK PACKAGES

NOTE: The portion of text affected by the changes is indicated by a vertical line in the outer margins of the page. Changes to illustrations are indicated by miniature pointing hands. Changes to wiring diagrams are indicated by shaded areas.

Dates of issue for original and changed pages / work packages are:

Original: 01 October 2011

TOTAL NUMBER OF PAGES FOR FRONT AND REAR MATTER IS 22 AND TOTAL NUMBER OF WORK PACKAGES IS 79 CONSISTING OF THE FOLLOWING:

Page / WP* No.	Change No.	Page / WP No.	*Change No.	Page / WP No.	*Change No.
Title.....	0				
A-B	0				
i-iv.....	0				
WP 0001 00 – 0079 00	0				

*Zero in this column indicates an original page or work package

**REPAIR PARTS AND SPECIAL TOOLS LIST
FOR
FORCE PROVIDER**

FP MODULE, TAN: NSN 5419-01-473-2297

FP MODULE, GREEN: NSN 5419-01-473-2294

MODIFICATION SYSTEM POWER GENERATION: NSN 6120-01-516-6424

MODIFICATION SYSTEM, COLD WEATHER: NSN 4610-01-423-7427

MODIFICATION SYSTEM, PRIME POWER: NSN 6120-01-516-7538

REPORTING ERRORS AND RECOMMENDING IMPROVEMENTS

You can help improve this publication. If you find any errors, or if you would like to recommend any improvements to the procedures in this publication, please let us know. The preferred method is to submit your DA Form 2028 (Recommended Changes to Publications and Blank Forms) through the Internet on the TACOM Unique Logistics Support Applications (TULSA) Web site. The Internet address is <https://tulsa.tacom.army.mil>. Access to all applications requires CAC authentication, and you must complete the Access Request form the first time you use it. The DA Form 2028 is located under the TULSA Applications on the left-hand navigation bar. Fill out the form and click on SUBMIT. Using this form on the TULSA Web site will enable us to respond more quickly to your comments and to better manage the DA Form 2028 program. You may also mail, e-mail, or fax your comments or DA Form 2028 directly to the U.S. Army TACOM Life Cycle Management Command. The postal mail address is U.S. Army TACOM Life Cycle Management Command, ATTN: AMSTA-LCL-MPP/ TECH PUBS, MS 727, 6501 E. 11 Mile Road, Warren, MI 48397-5000. The e-mail address is tacomlcmc.daform2028@us.army.mil. The fax number is DSN 786-1856 or Commercial (586) 282-1856. A reply will be furnished to you.

DISTRIBUTION STATEMENT A – Approved for public release; distribution is unlimited.

Current as of 24 August 2011

TABLE OF CONTENTS

Subject	Work Package
HOW TO USE THIS MANUAL.....	iv
RPSTL Introduction.....	WP 0001 00
Group 01 Transportation and Storage Subsystem shipping containers repair parts list	WP 0002 00
Group 02 Billeting Subsystem repair parts list.....	WP 0003 00
Group 0201 Billeting Subsystem TEMPER repair parts list.....	WP 0004 00
Group 0202 Billeting Subsystem PDISE repair parts list.....	WP 0005 00
Group 0203 Billeting Subsystem ECU repair parts list	WP 0006 00
Group 03 Laundry Subsystem laundry repair parts list.....	WP 0007 00
Group 0301 Laundry Subsystem CBL repair parts list	WP 0008 00
Group 0302 Laundry Subsystem TEMPER repair parts list	WP 0009 00
Group 0303 Laundry Subsystem PDISE repair parts list.....	WP 0010 00
Group 0304 Laundry Subsystem ECU repair parts list.....	WP 0011 00
Group 0305 Laundry Subsystem SEP repair parts list	WP 0012 00
Group 0306 Laundry Subsystem 3000-gallon tank repair parts list.....	WP 0013 00
Group 04 Latrine Subsystem latrine repair parts list.....	WP 0014 00
Group 0401 Latrine Subsystem CLS repair parts list	WP 0015 00
Group 0402 Latrine Subsystem WWET-T repair parts list.....	WP 0016 00
Group 0403 Latrine Subsystem PDISE repair parts list.....	WP 0017 00
Group 05 Shower Subsystem shower repair parts list.....	WP 0018 00

TABLE OF CONTENTS - Continued

Subject	Work Package
Group 0501 Shower Subsystem CSS repair parts list.....	WP 0019 00
Group 0502 Shower Subsystem SEP repair parts list.....	WP 0020 00
Group 0503 Shower Subsystem PDISE repair parts list.....	WP 0021 00
Group 0504 Shower Subsystem shower TEMPER repair parts list.....	WP 0022 00
Group 0505 Shower Subsystem ECU repair parts list.....	WP 0023 00
Group 06 Water Distribution Subsystem repair parts list.....	WP 0024 00
Group 0601 Water Distribution Subsystem 20,000-gallon tank repair parts list.....	WP 0025 00
Group 0602 Water Distribution Subsystem water distribution pump repair parts list.....	WP 0026 00
Group 0603 Water Distribution Subsystem M149A2 water trailer repair parts list.....	WP 0027 00
Group 0604 Water Distribution Subsystem valves, tees and hoses repair parts list.....	WP 0028 00
Group 07 Fuel Storage and Distribution Subsystem repair parts list.....	WP 0029 00
Group 0701 Fuel Distribution Subsystem FPFS repair parts list.....	WP 0030 00
Group 0702 Fuel Distribution Subsystem 10,000 gallon tank repair parts list.....	WP 0031 00
Group 0703 Fuel Storage and Distribution Subsystem valves, tees and hoses repair parts list.....	WP 0032 00
Group 0704 Fuel Storage and Distribution Subsystem fuel distribution PDISE repair parts list.....	WP 0033 00
Group 08 Wastewater Collection Subsystem wastewater collection repair parts list.....	WP 0034 00
Group 0801 Wastewater Collection Subsystem 125 GPM pump repair parts list.....	WP 0035 00
Group 0802 Wastewater Collection Subsystem SEP repair parts list.....	WP 0036 00
Group 0803 Wastewater Collection Subsystem 20,000 gallon tank repair parts list.....	WP 0037 00
Group 0804 Wastewater Collection Subsystem valves, tees, pipes and hoses repair parts list.....	WP 0038 00
Group 09 Food Service Subsystem repair parts list.....	WP 0039 00
Group 0901 Food Service Subsystem food service TEMPER repair parts list.....	WP 0040 00
Group 0902 Food Service Subsystem PDISE repair parts list.....	WP 0041 00
Group 0903 Food Service Subsystem ECU repair parts list.....	WP 0042 00
Group 0904 Food Service Subsystem food sanitation center repair parts list.....	WP 0043 00
Group 0905 Food Service Subsystem refrigerator 600 cubic foot repair parts list.....	WP 0044 00
Group 0906 Food Service Subsystem refrigerator, 10,000 BTU repair parts list.....	WP 0045 00
Group 0907 Food Service Subsystem M-80 Water Heater repair parts list.....	WP 0046 00
Group 0908 Food Service Subsystem water distribution kit repair parts list.....	WP 0047 00
Group 0909 Food Service Subsystem grease trap assembly repair parts list.....	WP 0048 00
Group 0910 Food Service Subsystem SEP repair parts list.....	WP 0049 00
Group 0911 Food Service Subsystem coffee urn repair parts list.....	WP 0050 00
Group 10 Site Preparation and Maintenance Subsystem repair parts list.....	WP 0051 00
Group 11 Administration Subsystem repair parts list.....	WP 0052 00
Group 1101 Administration Subsystem TEMPER repair parts list.....	WP 0053 00
Group 1102 Administration Subsystem PDISE repair parts list.....	WP 0054 00
Group 1103 00 Administration Subsystem ECU repair parts list.....	WP 0055 00
Group 1103 01 Administration Subsystem ECU refrigeration repair parts list.....	WP 0056 00
Group 1103 02 Administration Subsystem ECU electrical system repair parts list.....	WP 0057 00
Group 1104 Administration Subsystem system support packages repair parts list.....	WP 0058 00
Group 12 MWR Subsystem repair parts list.....	WP 0059 00
Group 1201 MWR Subsystem TEMPER repair parts list.....	WP 0060 00
Group 1202 MWR Subsystem PDISE repair parts list.....	WP 0061 00
Group 1203 MWR Subsystem MWR ECU repair parts list.....	WP 0062 00
Group 13 Floodlight Subsystem repair parts list.....	WP 0063 00
Group 1301 Floodlight Subsystem light portable repair parts list.....	WP 0064 00
Group 14 Modification System, Power Generation repair parts list.....	WP 0065 00
Group 1401 Modification System, Power Generation Subsystem 60kW TQG repair parts list.....	WP 0066 00

TABLE OF CONTENTS - Continued

Subject	Work Package
Group 1402 Modification System, Power Generation Subsystem 500-gallon fuel drum repair parts list.....	WP 0067 00
Group 1402 Modification System, Power Generation Subsystem MSPG switch box assembly repair parts list	WP 0068 00
Group 15 Modification System, Prime Power MSPP repair parts list	WP 0069 00
Group 1501 Modification System, Prime Power MSPP transformer repair parts list.....	WP 0070 00
Group 16 Modification System, Cold Weather MSCW repair parts list	WP 0071 00
Group 1601 Modification System, Cold Weather site preparation equipment repair parts list.....	WP 0072 00
Group 1602 Modification System, Cold Weather heat trace hoses repair parts list.....	WP 0073 00
Group 1603 Modification System, Cold Weather TRICON adapter repair parts list.....	WP 0074 00
Group 1604 Modification System, Cold Weather MSCW ASH repair parts list.....	WP 0075 00
Group 1606 Modification System, Cold Weather MSCW TEMPER repair parts list.....	WP 0076 00
Special Tools List	WP 0077 00
NSN Index.....	WP 0078 00
Part Number Index.....	WP 0079 00

HOW TO USE THIS MANUAL

In this manual, primary chapters appear in upper case/capital letters; work packages are presented in numeric sequence, e.g., 0001 00; paragraphs in a work package are not numbered and are presented in a titles format. For a first level paragraph, title all upper case/capital letters, e.g. FRONT MATTER subordinate paragraph title will have the first letter of the first word of each principle word all upper case/capital letters, e.g., Manual Organization and Page Numbering System. The location of additional material that must be referenced is clearly marked. Illustrations supporting maintenance procedures/text are located underneath, or as close as possible to, their referenced paragraph.

This Unit and Direct Support Maintenance Manual contains general information, operating instructions, and operator preventive maintenance checks and services (PMCS) for the Force Provider Food Service Equipment.

Chapter Organization

FRONT MATTER

Front Matter consists of front cover, warning summary, title block, table of contents, and “how to use this manual” page.

CHAPTER 1 – RPSTL INTRODUCTION

Chapter 1 contains introductory information on the Force Provider RPSTL.

CHAPTER 2 – FORCE PROVIDER RPSTL

Chapter 2 Contains the Repair Parts and Special Tools Information necessary to maintain Force provider Modules and associated Modification Systems.

REAR MATTER

Rear Matter includes the DA Form 2028, authentication page, and back cover.

CHAPTER 1
REPAIR PARTS AND SPECIAL TOOLS LIST INTRODUCTION
FOR
FORCE PROVIDER

UNIT AND DIRECT SUPPORT MAINTENANCE

FORCE PROVIDER

INTRODUCTION

SCOPE

This RPSTL lists and authorizes spares and repair parts; special tools; special test, measurement and diagnostic equipment (TMDE); and other special support equipment required for performance of unit maintenance of Force Provider. It authorizes the requisitioning, issue, and disposition of spares, repair parts, and special tools as indicated by the source, maintenance, and recoverability (SMR) codes.

GENERAL

In addition to the Introduction work package, this RPSTL is divided into the following work packages:

1. **Repair Parts List Work Packages.** Work packages containing lists of spares and repair parts authorized by this RPSTL for use in the performance of maintenance. These work packages also include parts which must be removed for replacement of the authorized parts. Parts lists are composed of functional groups in ascending alphanumeric sequence, with the parts in each group listed in ascending figure and item number sequence. Sending units, brackets, filters, and bolts are listed with the component they mount on. Bulk materials are listed by item name in FIG. BULK at the end of the work packages. Repair parts kits are listed separately in their own functional group and work package. Repair parts for repairable special tools are also listed in a separate work package. Items listed are shown on the associated illustrations.
2. **Special Tools List Work Packages.** Work packages containing lists of special tools, special TMDE, and special support equipment authorized by this RPSTL (as indicated by Basis of Issue (BOI) information in the DESCRIPTION AND USABLE ON CODE (UOC) column). Tools that are components of common tool sets and/or Class VII are not listed.
3. **Cross-Reference Indexes Work Packages.** There are two cross-reference indexes work packages in this RPSTL: the National Stock Number (NSN) Index work package and the Part Number (P/N) Index work package. The National Stock Number Index work package refers you to the figure and item number. The Part Number Index work package refers you to the figure and item number.

EXPLANATION OF COLUMNS IN THE REPAIR PARTS LIST AND SPECIAL TOOLS LIST WORK PACKAGES

ITEM NO. (Column (1)). Indicates the number used to identify items called out in the illustration.

SMR CODE (Column (2)). The SMR code containing supply/requisitioning information, maintenance level authorization criteria, and disposition instruction, as shown in the following breakout:

TABLE 1. SMR Code

Source Code	Maintenance <u>Code</u>	Recoverability <u>Code</u>
XX	XX	X
1st two positions:	3rd position:	4th position:
How to get an item.	Who can install, replace, or use the item.	Who can do complete repair* on the item on the item.
		5th position:
		Who determines disposition action on unserviceable items.

*Complete Repair: Maintenance capacity, capability, and authority to perform all corrective maintenance tasks of the "Repair" function in a use/user environment in order to restore serviceability to a failed item.

Source Code. The source code tells you how you get an item needed for maintenance, repair, or overhaul of an end item/equipment. Explanations of source codes follow:

Source Code**Application/Explanation**

PA	Stock items; use the applicable NSN to requisition/request items with these source codes. They are authorized to the level indicated by the code entered in the 3rd position of the SMR code.
PB	
PC	
PD	
PE	
PF	
PG	
PH	
PR	
PZ	
	NOTE
	Items coded PC are subject to deterioration.
KD	Items with these codes are not to be requested/requisitioned individually. They are part of a kit which is authorized to the maintenance level indicated in the 3rd position of the SMR code. The complete kit must be requisitioned and applied.
KF	
KB	
MO-Made at unit/ AVUM level	Items with these codes are not to be requisitioned/requested individually. They must be made from bulk material which is identified by the P/N in the DESCRIPTION AND USABLE ON CODE (UOC) column and listed in the bulk material group work package of the RPSTL. If the item is authorized to you by the 3rd position code of the SMR code, but the source code indicates it is made at higher level, order the item from the higher level of maintenance.
MF-Made at DS/ AVIM level	
MH-Made at GS level	
ML-Made at SRA	
MD-Made at depot	
AO-Assembled by unit/AVUM level	Items with these codes are not to be requested/requisitioned individually. The parts that make up the assembled item must be requisitioned or fabricated and assembled at the level of maintenance indicated by the source code. If the 3rd position of the SMR code authorizes you to replace the item, but the source code indicates the item is assembled at a higher level, order the item from the higher level of maintenance.
AF-Assembled by DS/AVIM level	
AH-Assembled by GS level	
AL-Assembled by SRA	
AD-Assembled by Depot	
XA	Do not requisition an "XA" coded item. Order the next higher assembly.(Refer to NOTE below.)
XB	If an item is not available from salvage, order it using the CAGEC and part number.
XC	Installation drawings, diagrams, instruction sheets, field

service drawings; identified by manufacturer's part number.

XD

Item is not stocked. Order an XD-coded item through normal supply channels using the CAGEC and part number given, if no NSN is available.

NOTE

Cannibalization or controlled exchange, when authorized, may be used as a source of supply for items with the above source codes except for those items source coded "XA" or those aircraft support items restricted by requirements of AR 750-1.

Maintenance Code. Maintenance codes tell you the level(s) of maintenance authorized to use and repair support items. The maintenance codes are entered in the third and fourth positions of the SMR code as follows:

Third Position. The maintenance code entered in the third position tells you the lowest maintenance level authorized to remove, replace, and use an item. The maintenance code entered in the third position will indicate authorization to the following levels of maintenance:

Maintenance Code

Application/Explanation

- | | |
|-----|--|
| C - | Crew or operator maintenance done within unit/AVUM maintenance. |
| O - | Unit level/AVUM maintenance can remove, replace, and use the item. |
| F - | Direct support/AVIM maintenance can remove, replace, and use the item. |
| H - | General support maintenance can remove, replace, and use the item. |
| L - | Specialized repair activity can remove, replace, and use the item. |
| D | Depot can remove, replace, and use the item. |

Fourth Position. The maintenance code entered in the fourth position tells you whether or not the item is to be repaired and identifies the lowest maintenance level with the capability to do complete repair (perform all authorized repair functions).

NOTE

Some limited repair may be done on the item at a lower level of maintenance, if authorized by the Maintenance Allocation Chart (MAC) and SMR codes.

Maintenance Code

Application/Explanation

- | | |
|-----|---|
| O - | Unit/AVUM is the lowest level that can do complete repair of the item. |
| F - | Direct support/AVIM is the lowest level that can do complete repair of the item. |
| H - | General support is the lowest level that can do complete repair of the item. |
| L - | Specialized repair activity (enter specialized repair activity designator) is the lowest level that can do complete repair of the item. |
| D - | Depot is the lowest level that can do complete repair of the item. |

- Z - Nonreparable. No repair is authorized.
- B - No repair is authorized. No parts or special tools are authorized for maintenance of "B" coded item. However, the item may be reconditioned by adjusting, lubricating, etc., at the user level.

Recoverability Code. Recoverability codes are assigned to items to indicate the disposition action on unserviceable items. The recoverability code is shown in the fifth position of the SMR code as follows:

**Recoverability
Code**

Application/Explanation

- Z - Nonreparable item. When unserviceable, condemn and dispose of the item at the level of maintenance shown in the third position of the SMR code.
- O - Repairable item. When uneconomically repairable, condemn and dispose of the item at the unit level.
- F - Repairable item. When uneconomically repairable, condemn and dispose of the item at the direct support level.
- H - Repairable item. When uneconomically repairable, condemn and dispose of the item at the general support level.
- D - Repairable item. When beyond lower level repair capability, return to depot. Condemnation and disposal of item are not authorized below depot level.
- L - Repairable item. Condemnation and disposal not authorized below Specialized Repair Activity (SRA).
- A - Item requires special handling or condemnation procedures because of specific reasons (such as precious metal content, high dollar value, critical material, or hazardous material). Refer to appropriate manuals/directives for specific instructions.

NSN (Column (3)). The NSN for the item is listed in this column.

CAGEC (Column (4)). The Commercial and Government Entity Code (CAGEC) is a five-digit code which is used to identify the manufacturer, distributor, or Government agency/activity that supplies the item.

PART NUMBER (Column (5)). Indicates the primary number used by the manufacturer (individual, company, firm, corporation, or Government activity), which controls the design and characteristics of the item by means of its engineering drawings, specifications, standards, and inspection requirements to identify an item or range of items.

NOTE

When you use an NSN to requisition an item, the item you receive may have a different part number from the number listed.

DESCRIPTION AND USABLE ON CODE (UOC) (Column (6)). This column includes the following information:

1. The federal item name, and when required, a minimum description to identify the item.
2. P/Ns of bulk materials are referenced in this column in the line entry to be manufactured or fabricated.
3. Hardness Critical Item (HCI). A support item that provides the equipment with special protection from electromagnetic pulse (EMP) damage during a nuclear attack.

- The statement END OF FIGURE appears just below the last item description in column (6) for a given figure in both the repair parts list and special tools list work packages.

QTY (Column (7)). The QTY (quantity per figure) column indicates the quantity of the item used in the breakout shown on the illustration/figure, which is prepared for a functional group, subfunctional group, or an assembly. A "V" appearing in this column instead of a quantity indicates that the quantity is variable and quantity may change from application to application.

EXPLANATION OF CROSS-REFERENCE INDEXES WORK PACKAGES FORMAT AND COLUMNS

- National Stock Number (NSN) Index Work Package.

STOCK NUMBER Column. This column lists the NSN in NIIN sequence. The NIIN consists of the last nine digits of the NSN.

NSN
 (e.g., 5385-01-574-1476)
NIIN

When using this column to locate an item, ignore the first four digits of the NSN. However, the complete NSN should be used when ordering items by stock number.

FIG. Column. This column lists the number of the figure where the item is identified/located. The figures are in numerical order in the repair parts list and special tools list work packages.

ITEM Column. The item number identifies the item associated with the figure listed in the adjacent FIG. column. This item is also identified by the NSN listed on the same line.

- Part Number (P/N) Index Work Package. P/Ns in this index are listed in ascending alphanumeric sequence (vertical arrangement of letter and number combinations which places the first letter or digit of each group in order A through Z, followed by the numbers 0 through 9 and each following letter or digit in like order).

PART NUMBER Column. Indicates the P/N assigned to the item.

FIG. Column. This column lists the number of the figure where the item is identified/located in the repair parts list and special tools list work packages.

ITEM Column. The item number is the number assigned to the item as it appears in the figure referenced in the adjacent figure number column."

SPECIAL INFORMATION

UOC. The UOC appears in the lower left corner of the Description Column heading. Usable on codes are shown as "UOC:..." in the Description Column (justified left) on the first line under the applicable item/nomenclature. Uncoded items are applicable to all models. Identification of the UOCs used in the RPSTL are:

<u>Code</u>	<u>Used On</u>
FSN	Force Provider Module (Green)
FSQ	Force Provider Module (Tan)
FSS	Modification System Cold Weather
FSR	Modification System Prime Power
FSU	Modification System Power Generation

Fabrication Instructions. Bulk materials required to manufacture items are listed in the bulk material functional group of this RPSTL. Part numbers for bulk material are also referenced in the Description Column of the line item entry for the item to be manufactured/fabricated. Detailed fabrication instructions for items source coded to be manufactured or fabricated are found in WP0085 of this technical manual.

Index Numbers. Items which have the word BULK in the figure column will have an index number shown in the item number column. This index number is a cross-reference between the NSN / P/N Index work packages and the bulk material list in the repair parts list work package.

Illustrations List. The illustrations in this RPSTL contain unit authorized items.

Illustrations published in (enter applicable TM number for the higher maintenance level RPSTL, e.g., for direct support, general support, etc.) that contain unit authorized items also appear in this RPSTL. The tabular list in the repair parts list work package contains only those parts coded "O" in the third position of the SMR code, therefore, there may be a break in the item number sequence.

HOW TO LOCATE REPAIR PARTS

1. When NSNs or Part Numbers Are Not Known.

First. Using the table of contents, determine the assembly group to which the item belongs. This is necessary since figures are prepared for assembly groups and subassembly groups, and lists are divided into the same groups.

Second. Find the figure covering the functional group or the subfunctional group to which the item belongs.

Third. Identify the item on the figure and note the number(s).

Fourth. Look in the repair parts list work packages for the figure and item numbers. The NSNs and part numbers are on the same line as the associated item numbers.

2. When NSN Is Known.

First. If you have the NSN, look in the STOCK NUMBER column of the NSN index work package. The NSN is arranged in NIIN sequence. Note the figure and item number next to the NSN.

Second. Turn to the figure and locate the item number. Verify that the item is the one you are looking for.

3. When P/N Is Known.

First. If you have the P/N and not the NSN, look in the PART NUMBER column of the P/N index work package. Identify the figure and item number.

Second. Look up the item on the figure in the applicable repair parts list work package.

END OF WORK PACKAGE

CHAPTER 2
REPAIR PARTS AND SPECIAL TOOLS LIST
FOR
FORCE PROVIDER

UNIT AND DIRECT SUPPORT MAINTENANCE

FORCE PROVIDER TRANSPORTATION AND STORAGE SUBSYSTEM

FP MODULE, TAN: NSN 5419-01-473-2297

FP MODULE, GREEN: NSN 5419-01-473-2294

TRANSPORTATION AND STORAGE SUBSYSTEM

REPAIR PARTS LIST

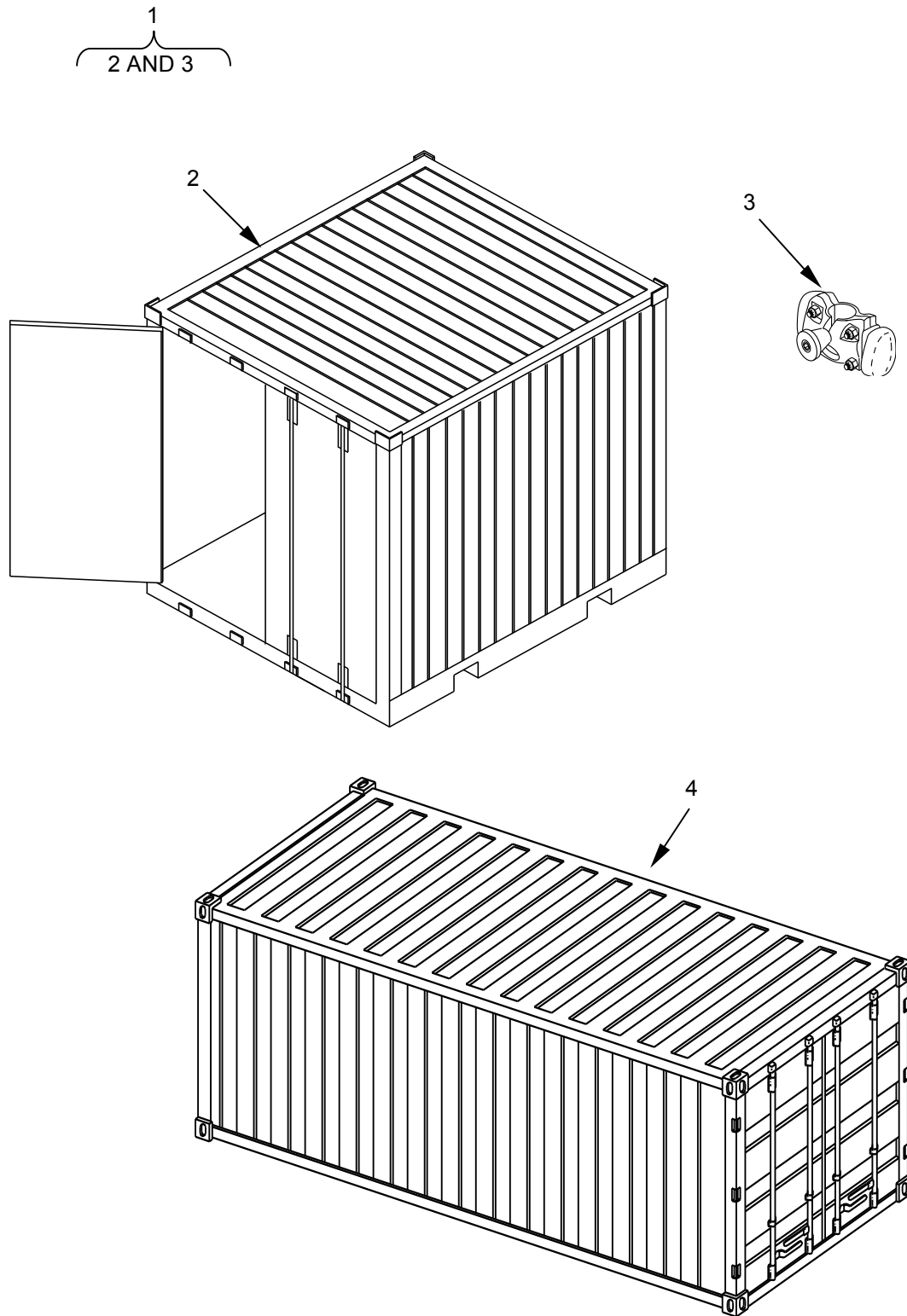


Figure 1. Transportation and Storage Subsystem (Shipping Containers).

(1)	(2)	(3)	(4)	(5)	(6)	(7)
ITEM NO.	SMR CODE	NSN	CAGEC	PART NUMBER	DESCRIPTION AND USABLE ON CODE (UOC)	QTY
					GROUP 01 TRANSPORTATION AND STORAGE SUBSYSTEM	
					FIG. 1 TRANSPORTATION AND STORAGE SUBSYSTEM (SHIPPING CONTAINERS)	
1	XCDDD		81337	9108471	TRANSPORTATION/STOR GREEN UOC:FSN	10
1	XCDDD		81337	9108472	TRANSPORTATION/STOR TAN UOC:FSQ	10
2	PAOOO	8145-01-475-9570	19207	ATPD2298	. SHIPPING AND STORAGE CONTAINER, MISCELLANEOUS EQUIPMENT UOC:FSN	80
2	PAOOO	8145-01-475-9570	19207	ATPD2298	. SHIPPING AND STORAGE CONTAINER, MISCELLANEOUS EQUIPMENT UOC:FSQ	80
3	PAOZZ	3040-01-387-4048	09PD1	38K0080	. . CONNECTOR LINK RIGID	3
4	PAOZZ	8145-01-488-6545	58536	AA52034A TYI-1	CONTAINER, SPECIAL UOC:FSN	3
4	PAOZZ	8145-01-488-6545	14153	AA52034A TYI-2	CONTAINER, SPECIAL UOC:FSQ	3
END OF FIGURE						

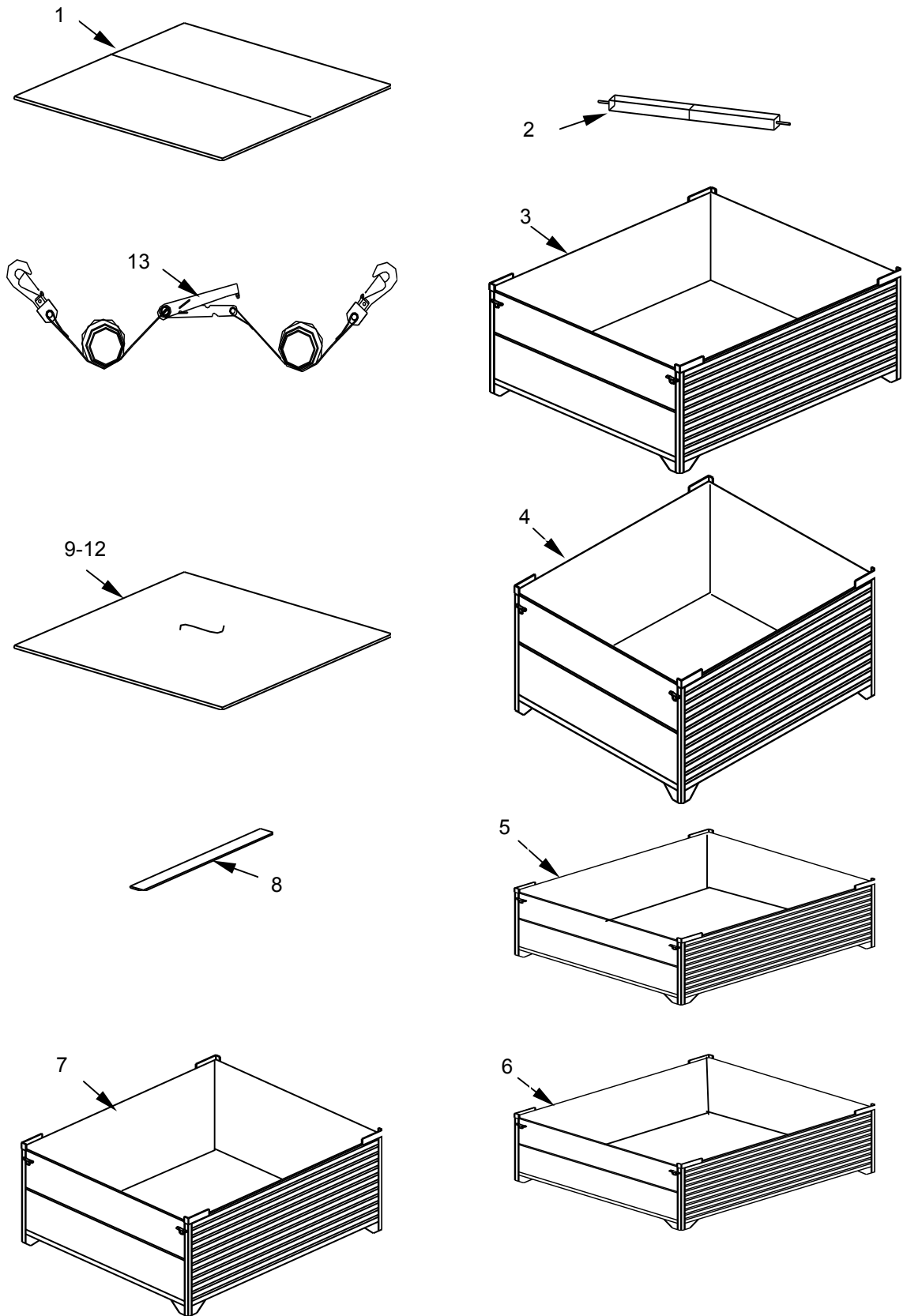


Figure 2. Transportation and Storage Subsystem (Container Equipment) (Sheet 1 of 2).

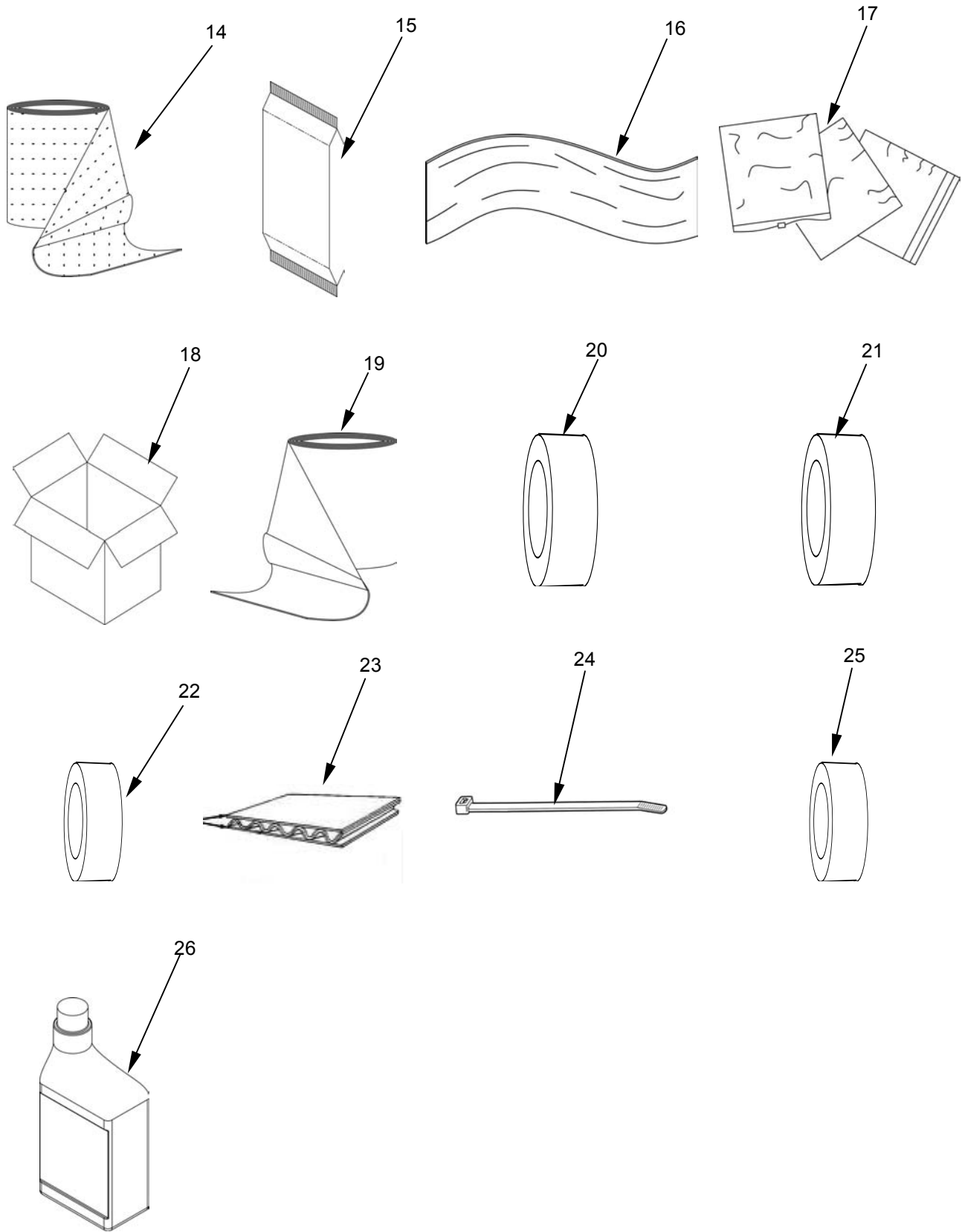


Figure 2. Transportation and Storage Subsystem (Container Equipment) (Sheet 2 of 2).

(1)	(2)	(3)	(4)	(5)	(6)	(7)
ITEM NO.	SMR CODE	NSN	CAGEC	PART NUMBER	DESCRIPTION AND USABLE ON CODE (UOC)	QTY
					GROUP 01 TRANSPORTATION AND STORAGE SUBSYSTEM	
					FIG. 2 TRANSPORTATION AND STORAGE SUBSYSTEM (CONTAINER EQUIPMENT)	
1	PAOZZ	8145-01-503-4404	09PD1	1041A	. SHELF, SHIPPING AND STORAGE	140
2	PAOZZ	9540-01-149-3804	0KHZ6	FE 8066-067-078	. BEAM, DECKING, SHORIN.....	281
3	XDOZZ		81337	9-1-0140-1	. CONTAINER, REUSABLE	2
4	XDOZZ		81337	9-1-0140-2	. CONTAINER, REUSABLE	4
5	PAOZZ	8145-01-415-7267	81337	9-1-0141-1	. SHIPPING AND STORAGE CONTAINER, MISCELLANEOUS EQUIPMENT	1
6	PAOZZ	8145-01-415-4113	81337	9-1-0142-1	. SHIPPING AND STORAGE CONTAINER, MISCELLANEOUS EQUIPMENT	9
7	PAOZZ	8145-01-415-4116	81337	9-1-0142-2	. SHIPPING AND STORAGE CONTAINER, MISCELLANEOUS EQUIPMENT	6
8	XDOZZ		98313	9-1-0771-1	. BRACE, LUMBER (2X6X75 3/4 LG. WOOD).....	134
9	XDOZZ		81337	9-1-0758-1	. REUSABLE CONTAINER	2
10	XDOZZ		81337	9-1-0758-2	. REUSABLE CONTAINER	4
11	XDOZZ		81337	9-1-0758-3	. REUSABLE CONTAINER	1
12	XDOZZ		81337	9-1-0758-4	. REUSABLE CONTAINER	15
13	PAOZZ	3990-01-204-3009	OKHZ6	MIL-PRF-71224-1	. TIE DOWN, CARGO, VEHICLE	135
14	XDOZZ		81337	A-A-1898	. CUSHIONING MATERIAL, CELLULOSIC, PACK	A/R
15	XDOZZ		96906	MIL-D3464	.DESICCANTS, ACTIVATED, BAGGED	A/R
16	XDOZZ		96906	MIL-PERF-121G	. BARRIER MATERIAL, GREASE/WATER PROOFED, FLEXIBLE.....	A/R
17	XDOZZ		96906	MIL-PERF-131J	. BARRIER MATERIAL, GREASE/WATER PROOFED, FLEXIBLE.....	A/R
18	XDOZZ		81337	PPP-B-636	. BOXES, SHIPPING, FIBERBOARD BULK EQUIPMENT.....	A/R

(1)	(2)	(3)	(4)	(5)	(6)	(7)
ITEM NO.	SMR CODE	NSN	CAGEC	PART NUMBER	DESCRIPTION AND USABLE ON CODE (UOC)	QTY
19	XDOZZ		96906	PPP-C-1797	. CUSHIONING MATERIAL, RES, LOW DENS UNICELL POLYPROPYLENE FOAM	A/R
20	XDOZZ		96906	PPP-T-60	. TAPE, PACKING, WATERPROOF	A/R
21	XDOZZ		96906	PPP-T-76	. TAPE, PACKAGING, PAPER	A/R
22	XDOZZ		81343	SAE-AMS-T-22085	. TAPE, PRESSURE SENSITIVE, ADHESIVE PRESS AND SEAL	1
23	XDOZZ		81346	ASTM-D4727	. CORR AND SOLID FIBERBOARD SHEET CONT GRADE AND CUT SHAPE	A/R
24	PAOZZ	5975-00-985-6630	96906	MS3367-3-0	. STRAP, TIEDOWN, ELECTRICAL COMPONENTS.....	1
25	XDOZZ		81346	ASTM-3953	. STEEL STRAPPING, 1/2-INCH	1
26	XDOZZ		96906	MIL-L-2140	. OIL, LUBRICATING	A/R
END OF FIGURE						

UNIT AND DIRECT SUPPORT MAINTENANCE

**FORCE PROVIDER BILLETING SUBSYSTEM
FP MODULE, TAN: NSN 5419-01-473-2297
FP MODULE, GREEN: NSN 5419-01-473-2294**

BILLETING SUBSYSTEM

REPAIR PARTS LIST

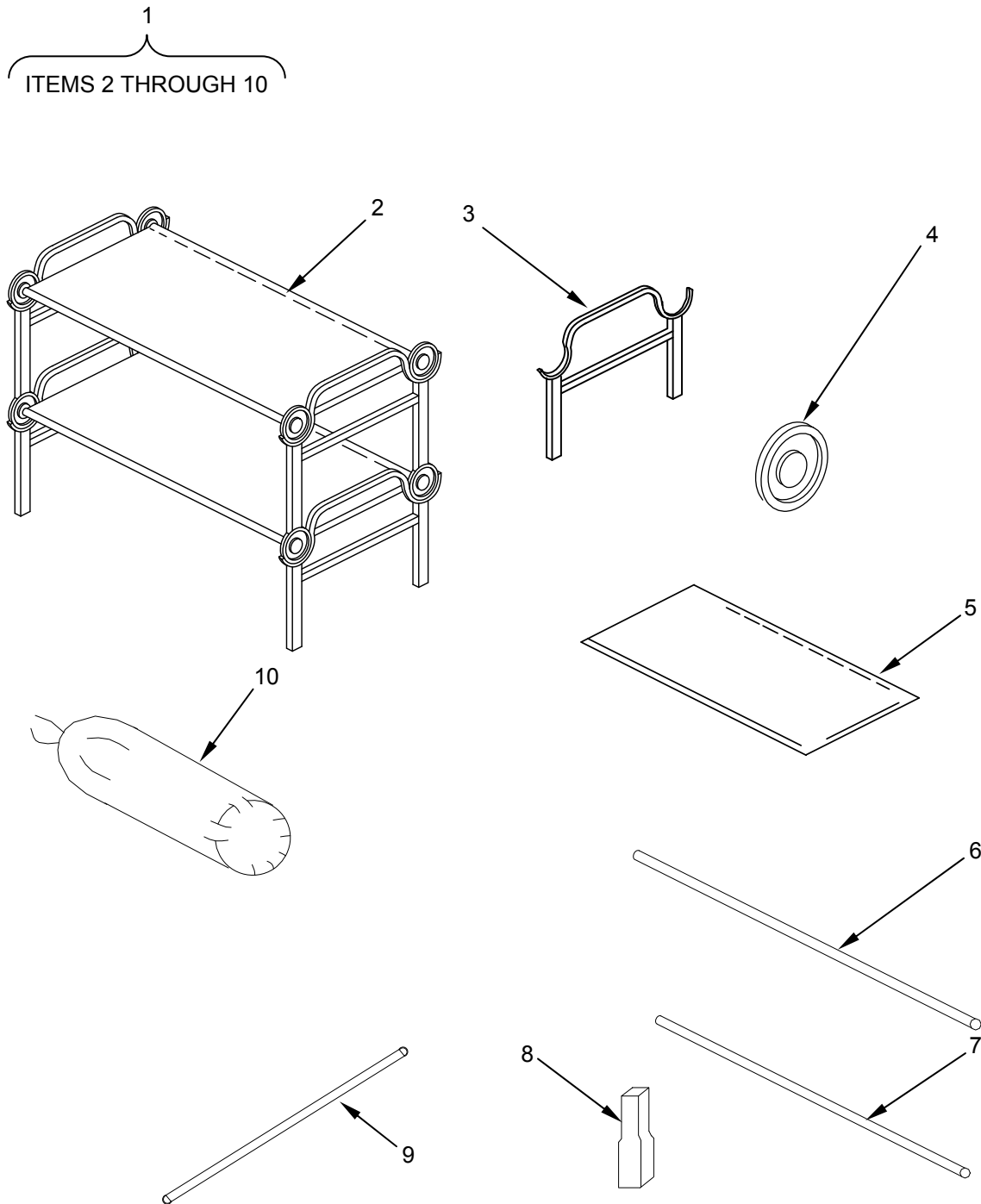


Figure 3. Billeting Subsystem.

(1)	(2)	(3)	(4)	(5)	(6)	(7)
ITEM NO.	SMR CODE	NSN	CAGEC	PART NUMBER	DESCRIPTION AND USABLE ON CODE (UOC)	QTY
					GROUP 02 BILLETING SUBSYSTEM	
					FIG. 3 BILLETING SUBSYSTEM	
1	XCDDD		81337	9-1-0685-1	BILLETING SUBSYSTEM UOC:FSN	1
1	XCDDD		81337	9-1-0685-2	BILLETING SUBSYSTEM UOC:FSQ	1
2	XBOOO	7120-01-519-1117	DF810	19803MF	. BED, BUNKABLE	570
3	XBOZZ		DF810	19803M01	. . FRAME, BED ENDS.....	2
4	XBOZZ		DF810	19803M04	. . DISC.....	4
5	XBOZZ		DF810	19803M05	. . MAT, POLYPROPYLENE	1
6	XBOZZ		DF810	19803M02	. . SIDE RAIL, SWAGED	4
7	XBOZZ		DF810	19803M03	. . SIDE RAIL, UNSWAGED	2
8	XBOZZ		DF810	19803M06	. . STACK ADAPTERS, EXT	4
9	XBOZZ		DF810	19803M08	. . STRAP, LOCKING	2
10	XBOZZ		DF810	19803M07	. . TRANSPORT BAG, CANVAS	1
END OF FIGURE						

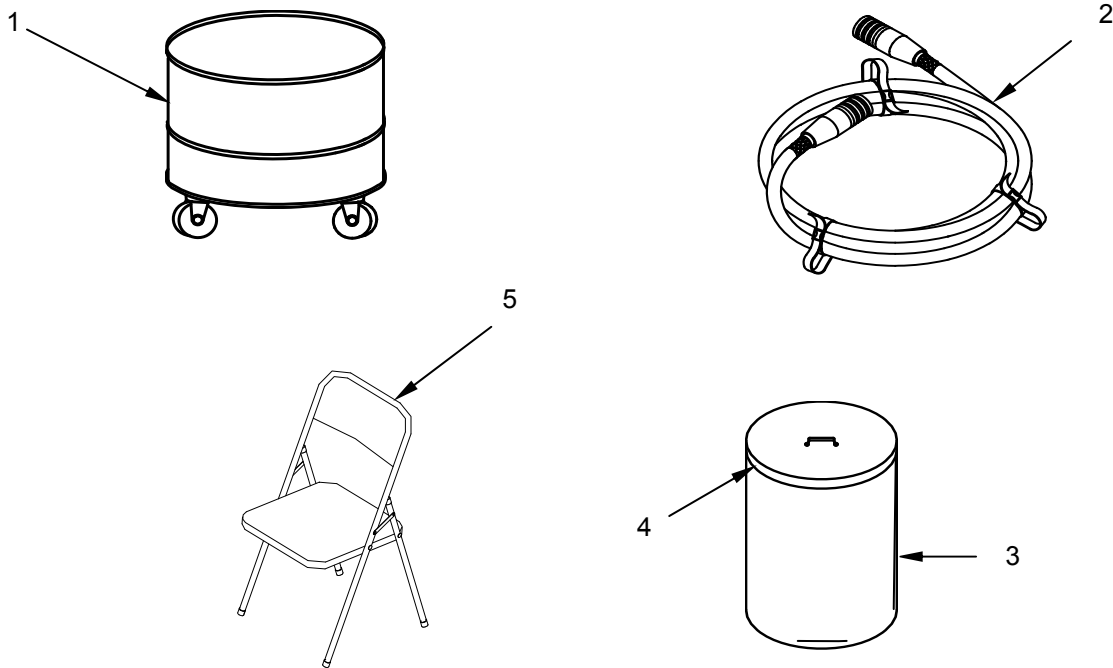


Figure 4. Billeting Subsystem.

(1)	(2)	(3)	(4)	(5)	(6)	(7)
ITEM NO.	SMR CODE	NSN	CAGEC	PART NUMBER	DESCRIPTION AND USABLE ON CODE (UOC)	QTY
GROUP 02 BILLETING SUBSYSTEM						
FIG. 4 BILLETING SUBSYSTEM						
1	PAOZZ	7920-00-926-5243	80244	7920-00-926-5243	. BUCKET, MOP.....	30
2	PAOZZ	6150-01-220-5588	80149	M29184/3-02	. CABLE ASSEMBLY, POWER, ELECTRICAL	60
3	PAOZZ	7240-00-160-0440	0T115	90146HDC	. CAN, TRASH AND GARBAGE	20
4	PAOZZ	7240-00-161-1143	0T115	90146HDL	. . COVER, CAN, TRASH AND GARBAGE.....	20
5	PAOZZ	7105-00-269-8463	80063	SCD539471	. CHAIR, FOLDING	210
END OF FIGURE						

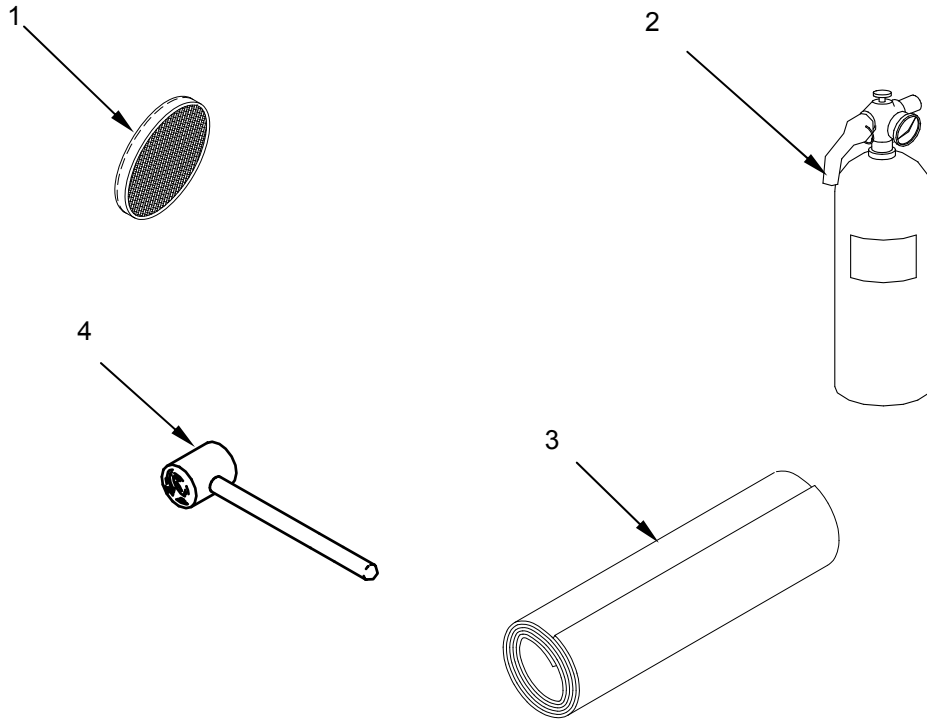


Figure 5. Billeting Subsystem.

(1) ITEM NO.	(2) SMR CODE	(3) NSN	(4) CAGEC	(5) PART NUMBER	(6) DESCRIPTION AND USABLE ON CODE (UOC)	(7) QTY
GROUP 02 BILLETING SUBSYSTEM						
FIG. 5 BILLETING SUBSYSTEM						
1	PAOZZ	4130-01-415-7300	81337	9-1-0146	. DUCT ADAPTER KIT, AIR CONDITIONING	30
2	PAOZZ	4120-00-889-2491	58536	AA393-AIC	. EXTINGUISHER, FIRE	30
3	MOOZZ	7220-01-469-3424	81337	9-1-0189	MATTING FLOOR CUT TO 32 FEET	30
4	PAOZZ	5120-00-926-7116	80244	PD5120-00-926- 7116	MALLET, WOOD	15
END OF FIGURE						

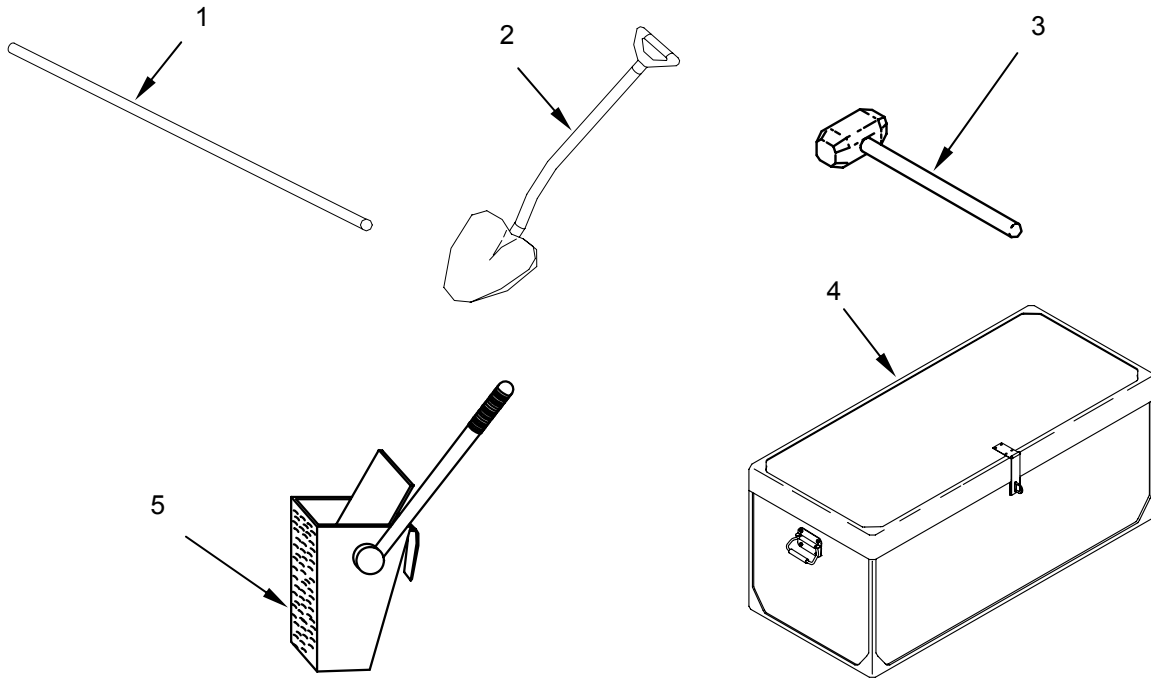


Figure 6. Billeting

(1) ITEM NO.	(2) SMR CODE	(3) NSN	(4) CAGEC	(5) PART NUMBER	(6) DESCRIPTION AND USABLE ON CODE (UOC)	(7) QTY
GROUP 02 BILLETING SUBSYSTEM						
FIG. 6 BILLETING						
1	PAOZZ	7920-00-267-1218	83421	7920-00-267-1218	. HANDLE, MOP.....	30
2	PAOZZ	5120-00-293-3336	80244	5120-00-293-3336	. SHOVEL, HAND.....	30
3	PAOZZ	5120-00-900-6098	05047	B107.54	. HAMMER, HAND	15
4	PAOZZ	8450-01-471-1024	58536	A-A-59490	. TRUNK, LOCKER	570
5	PAOZZ	7920-00-682-6861	80244	7920-00-682-6861	. WRINGER, MOP.....	30
END OF FIGURE						



UNIT AND DIRECT SUPPORT MAINTENANCE

**FORCE PROVIDER BILLETING SUBSYSTEM
FP MODULE, TAN: NSN 5419-01-473-2297
FP MODULE, GREEN: NSN 5419-01-473-2294**

TEMPER

REPAIR PARTS LIST

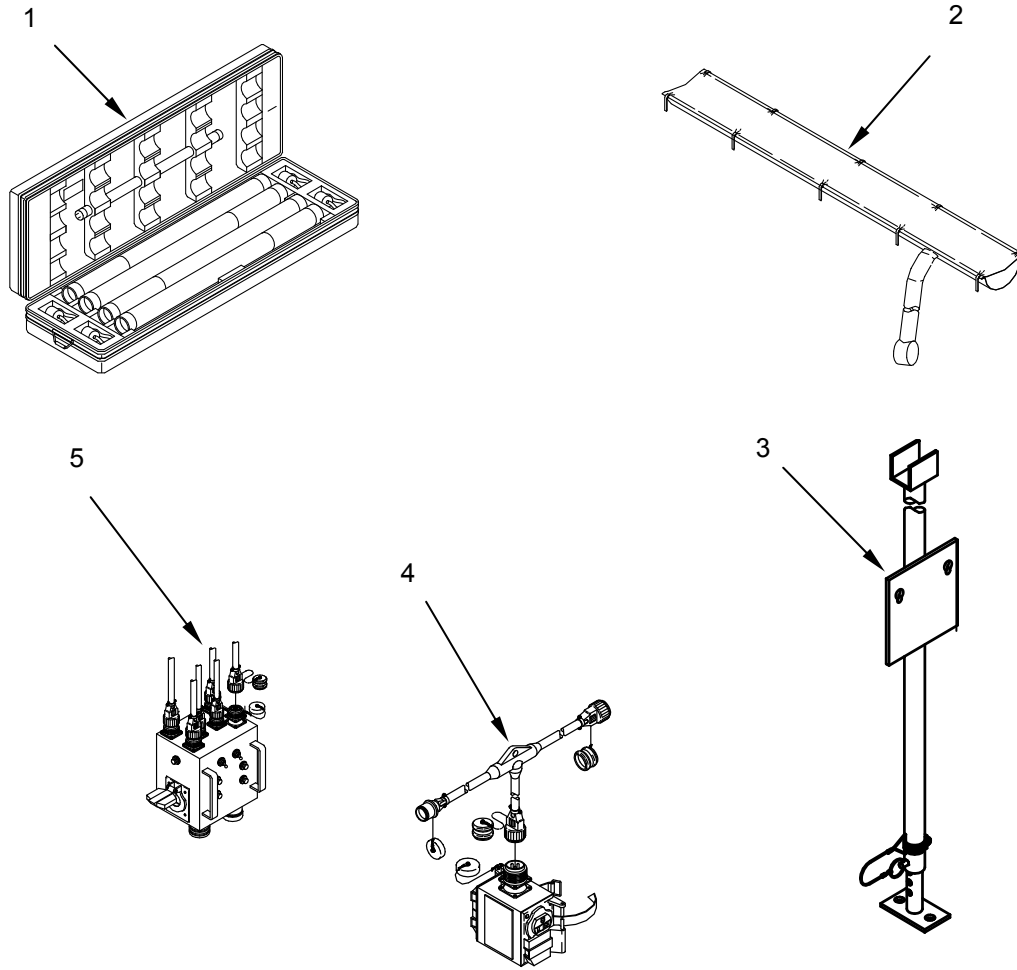


Figure 7. TEMPER (Components).

(1)	(2)	(3)	(4)	(5)	(6)	(7)
ITEM NO.	SMR CODE	NSN	CAGEC	PART NUMBER	DESCRIPTION AND USABLE ON CODE (UOC)	QTY
					GROUP 0201 TEMPER FIG. 7 TEMPER (COMPONENTS)	
1	PAOZZ	6230-01-242-2016	81349	M44259	. LIGHT SET, GENERAL ILLUMINATION	60
2	PAOZZ	8340-01-186-3035	81349	MIL-T-44243	. PLENUM, TENT	30
3	PAOZZ	6110-01-242-6691	81337	9-6-6005	. STAND, DISTRIBUTION	30
4	PAOZZ	6150-01-470-1916	81337	9-1-0624-1	. DISTRIBUTION SYSTEM, ELECTRICAL	60
5	PAOZZ	6110-01-251-0402	81337	1-6-6041-1	. DISTRIBUTION BOX	30
END OF FIGURE						



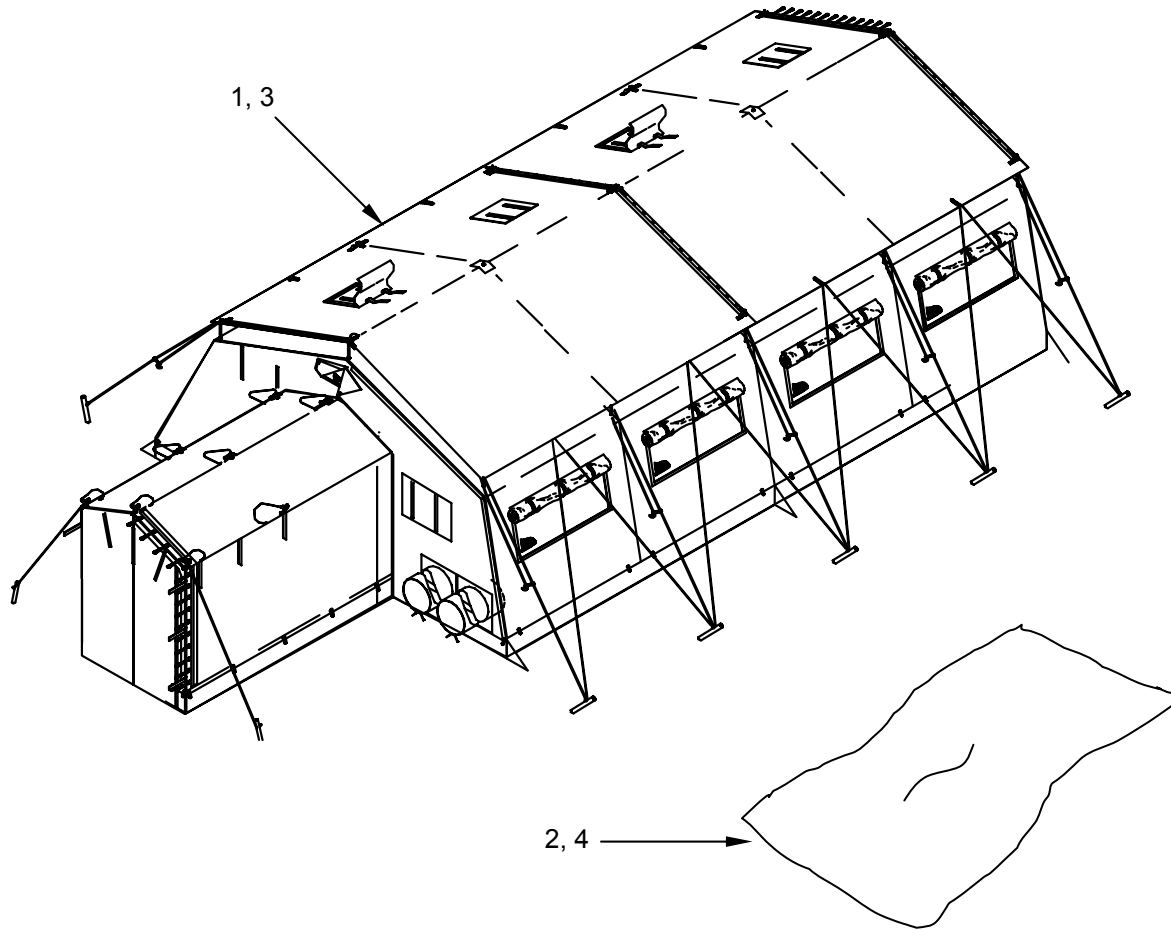


Figure 8. Billeting TEMPER

(1) ITEM NO.	(2) SMR CODE	(3) NSN	(4) CAGEC	(5) PART NUMBER	(6) DESCRIPTION AND USABLE ON CODE (UOC)	(7) QTY
					GROUP 0201 TEMPER	
					FIG. 8 BILLETING TEMPER	
1	PAOZZ	8340-01-196-6272	81349	MIL-DTL-44271	. TENT UOC:FSN	30
2	PAOZZ	8340-01-185-3019	81349	MIL-T-44243	. COVER, TENT UOC:FSN	60
3	PAOZZ	8340-01-185-2628	81349	MIL-DTL-44271	. TENT UOC:FSQ	30
4	PAOZZ	8340-01-198-7620	81337	5-4-3359-2	. COVER, TENT UOC:FSQ	60
					END OF FIGURE	



UNIT AND DIRECT SUPPORT MAINTENANCE

FORCE PROVIDER BILLETING SUBSYSTEM
 FP MODULE, TAN: NSN 5419-01-473-2297
 FP MODULE, GREEN: NSN 5419-01-473-2294

DISE/PDISE

REPAIR PARTS LIST

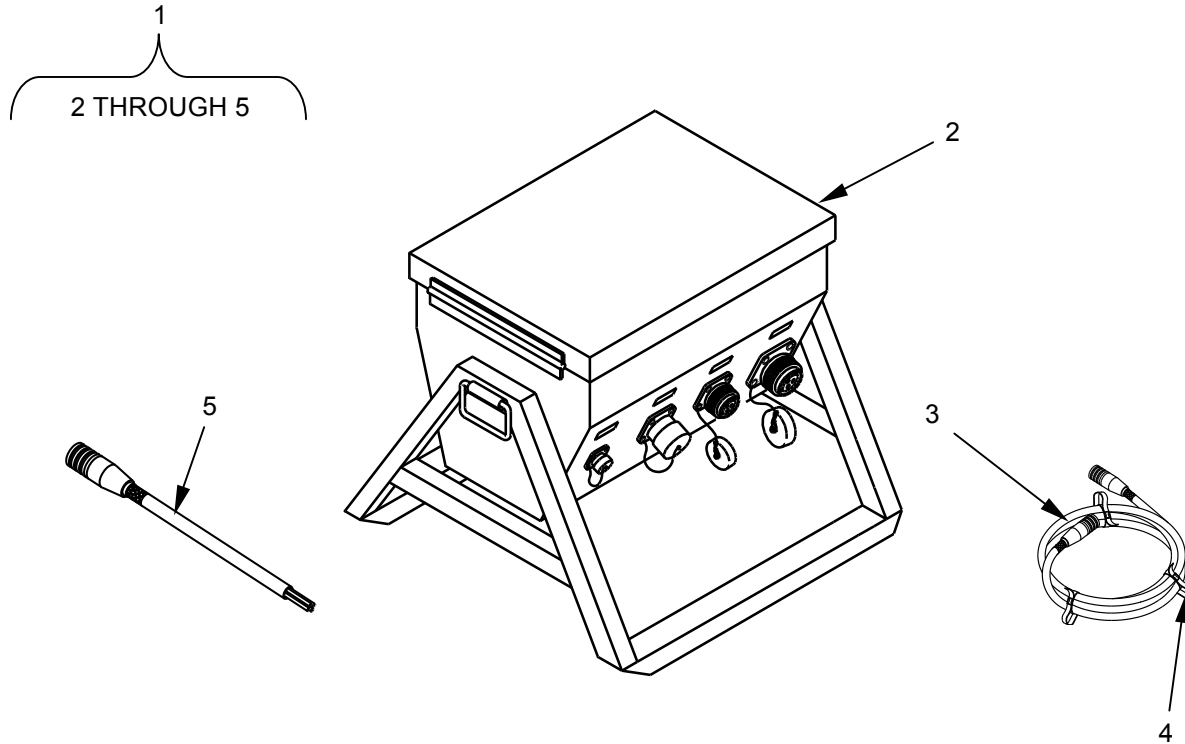


Figure 9. DISE/PDISE

(1) ITEM NO.	(2) SMR CODE	(3) NSN	(4) CAGEC	(5) PART NUMBER	(6) DESCRIPTION AND USABLE ON CODE (UOC)	(7) QTY
					GROUP 0202 DISE/PDISE	
					FIG. 9 DISE/PDISE	
1	PAOZZ	6150-01-308-5671	97403	A13229E6351	. POWER DISTRIBUTION ILLIMINATION SYSTEM, ELECTRICAL.....	15
2	PAOZZ	6150-01-377-4827	97403	13226E7029	.. DISTRIBUTING SYSTEM, ELECTRICAL.....	1
3	PAOZZ	6150-01-256-6304	97403	13226E7024	.. SERVICE FEEDER	2
4	PAOZZ	6150-01-256-6299	97403	13227E5825	.. STRAP, WEBBING.....	8
5	PAOZZ	6150-01-256-6300	97403	13226E7020	.. PIGTAIL CABLE	1
END OF FIGURE						

UNIT AND DIRECT SUPPORT MAINTENANCE

**FORCE PROVIDER BILLETING SUBSYSTEM
FP MODULE, TAN: NSN 5419-01-473-2297
FP MODULE, GREEN: NSN 5419-01-473-2294**

ECU

REPAIR PARTS LIST

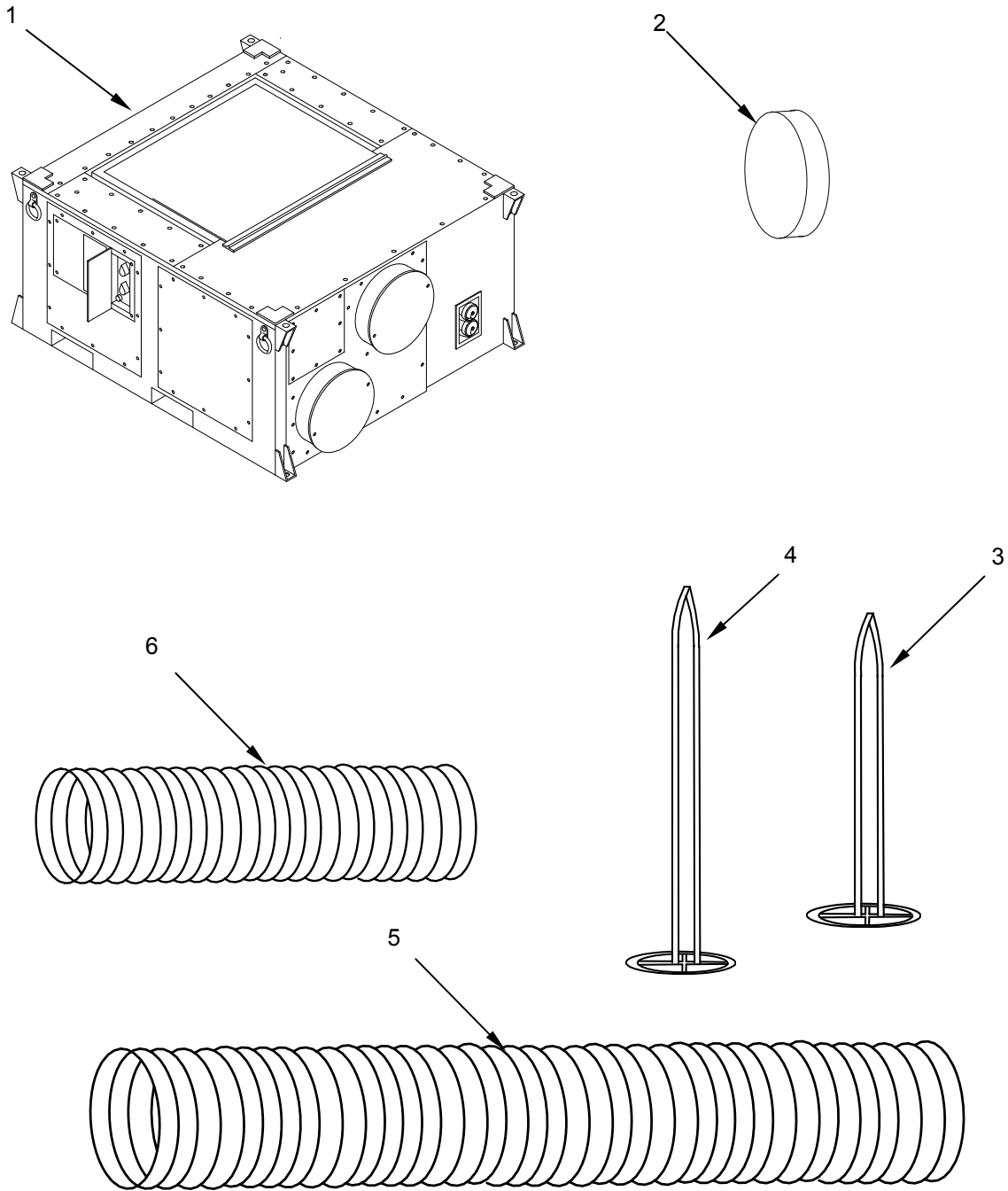


Figure 10. ECU.

(1)	(2)	(3)	(4)	(5)	(6)	(7)
ITEM NO.	SMR CODE	NSN	CAGEC	PART NUMBER	DESCRIPTION AND USABLE ON CODE (UOC)	QTY
					GROUP 0203 ECU	
					FIG. 10 ECU	
1	PAOOO	4120-01-432-6408	94833	F60S-11	. AIR CONDITIONER	30
2	PAOZZ	4130-00-415-9392	90598	12057-1	. . COVER, DUST	4
3	XDOZZ		97403	13230E35341	. . DUCT HOLDER 7FT	2
4	XDOZZ		97403	13230E35342	. . DUCT HOLDER 9FT	2
5	PAOZZ	4720-00-255-9032	98891	AD1700-A2D009	. . HOSE ASSEMBLY AIR DUCT	2
6	PAOZZ	4720-00-255-9034	98891	AD1700-A2D007	. . HOSE ASSEMBLY AIR DUCT	2
END OF FIGURE						

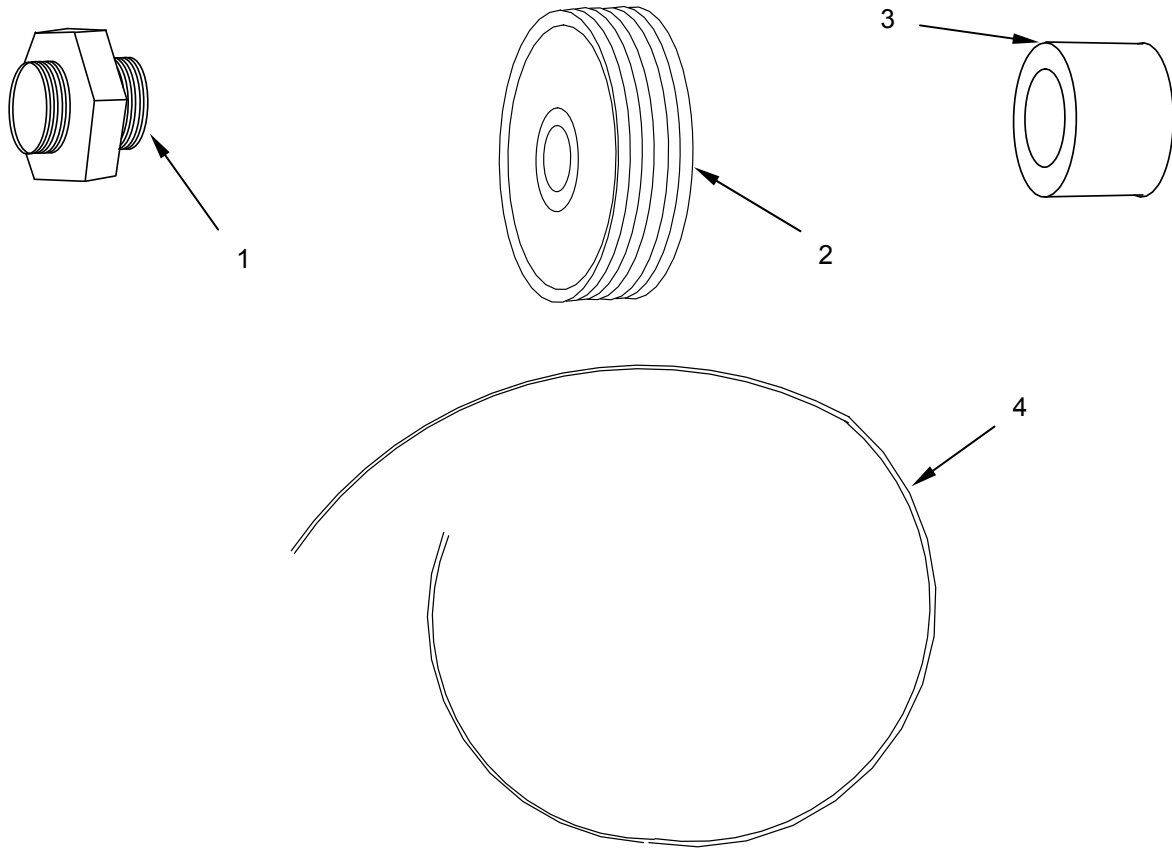


Figure 11. ECU.

(1)	(2)	(3)	(4)	(5)	(6)	(7)
ITEM NO.	SMR CODE	NSN	CAGEC	PART NUMBER	DESCRIPTION AND USABLE ON CODE (UOC)	QTY
					GROUP 0203 ECU	
					FIG. 11 ECU	
1	XDOZZ		97403	13230E578711	.. HOSE ADAPTER DRAIN	4
2	XDOOO		97403	13230E35921	.. PULLEY (50HZ OPERATION)	2
3	PAOZZ	3020-01-333-3045	71956	122051	... BUSHING	2
4	XDOZZ		97403	13230E61452	.. TUBING, SILICONE 15 FT	2
END OF FIGURE						

UNIT AND DIRECT SUPPORT MAINTENANCE

FORCE PROVIDER LAUNDRY SUBSYSTEM
FP MODULE, TAN: NSN 5419-01-473-2297
FP MODULE, GREEN: NSN 5419-01-473-2294

LAUNDRY

REPAIR PARTS LIST

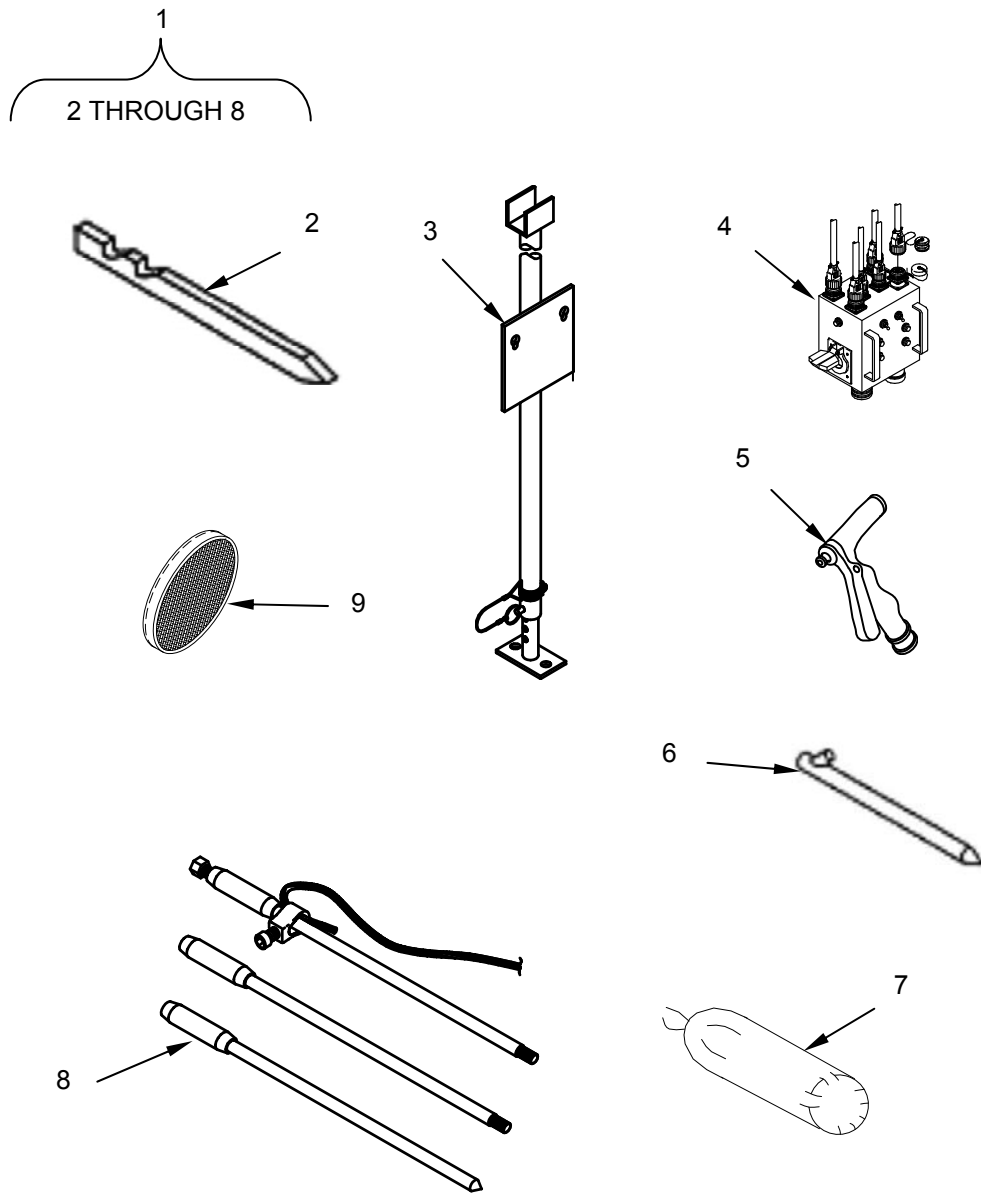


Figure 12. Laundry.

(1)	(2)	(3)	(4)	(5)	(6)	(7)
ITEM NO.	SMR CODE	NSN	CAGEC	PART NUMBER	DESCRIPTION AND USABLE ON CODE (UOC)	QTY
					GROUP 03 LAUNDRY SUBSYSTEM	
					FIG. 12 LAUNDRY	
1	ADDDD		81337	9-1-0687	LAUNDRY SUBSYSTEM FSN UOC:FSN	1
1	ADDDD		81337	9-1-0687	LAUNDRY SUBSYSTEM FSQ UOC:FSQ	1
2	PAOZZ	8340-00-261-9751	64067	8340-00-261-9751	. PIN, TENT	30
3	PAOZZ	6110-01-242-6691	81337	1-6-6005	. STAND, DISTRIBUTION	1
4	PAOZZ	6110-01-251-0402	81337	1-6-6041	. DISTRIBUTION BOX	1
5	PAOZZ	4730-00-595-1103	04024	5100-243	. NOZZLE, GARDEN HOSE	1
6	PAOZZ	8340-00-985-7461	81349	MIL-P-501	. PIN, TENT	60
7	PAOZZ	8340-01-186-3030	81349	MIL-T-44243	. CONTAINER, TENT PIN	4
8	PAOZZ	5975-00-878-3791	58536	AA55804-3B 9FT	. ROD, GROUND	1
9	PAOZZ	4130-01-415-7300	81337	9-1-0146-1	. DUCT ADAPTER, KIT AIR CONDITIONER	1
END OF FIGURE						

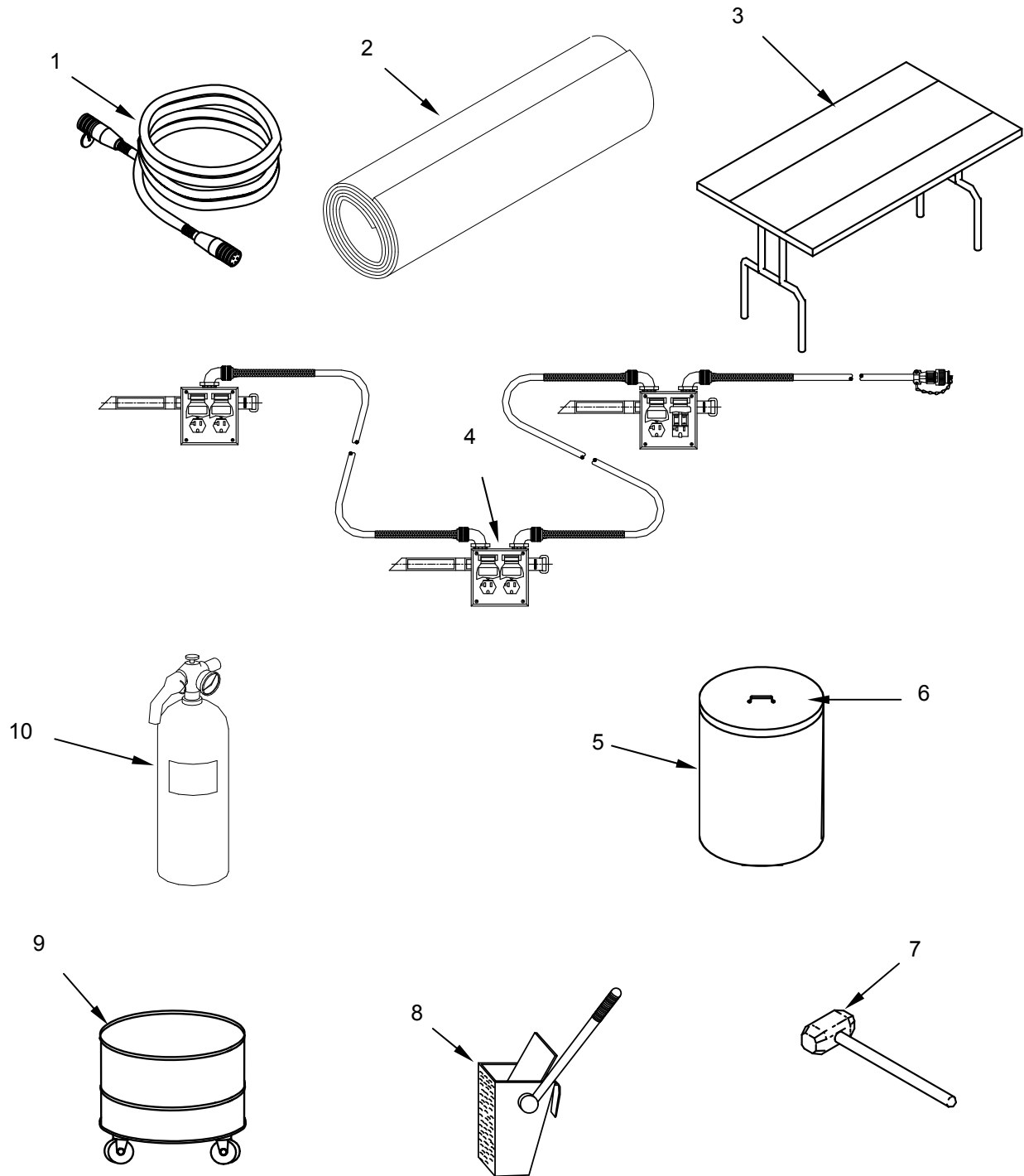


Figure 13. Laundry.

(1)	(2)	(3)	(4)	(5)	(6)	(7)
ITEM NO.	SMR CODE	NSN	CAGEC	PART NUMBER	DESCRIPTION AND USABLE ON CODE (UOC)	QTY
					GROUP 03 LAUNDRY SUBSYSTEM	
					FIG. 13 LAUNDRY	
1	PAOZZ	6150-01-413-2235	81337	9-1-0182	. CABLE, ASSEMBLY, SPECIAL PURPOSE, ELECTRICAL.....	1
2	PAOZZ	7220-01-469-3424	81337	9-1-0189-1	. MATTING, FLOOR.....	2
3	PAOZZ	7110-01-415-6895	81337	9-1-0191	. TABLE, FOLDING, LEGS.....	4
4	PAOZZ	6150-01-470-1916	81337	9-1-0624-1	. DISTRIBUTING SYSTEM, ELECTRICAL	2
5	PAOZZ	7420-00-160-0440	0T115	90146HDC	. CAN, TRASH AND GARBAGE	3
6	PAOZZ	7420-00-161-1143	0T115	90146HDL	. . COVER, CAN, TRASH AND GARBAGE.....	3
7	PAOZZ	5120-00-900-6098	05047	B107.54	. HAMMER, HAND	1
8	PAOZZ	7920-00-682-6861	80244	7920-00-682-6861	. WRINGER, MOP	1
9	PAOZZ	7920-00-926-5243	80244	7920-00-926-5243	. BUCKET, MOP.....	1
10	PAOZZ	4210-00-889-2491	58536	AA393-A1C	. EXTINGUISHER, FIRE	1
					END OF FIGURE	

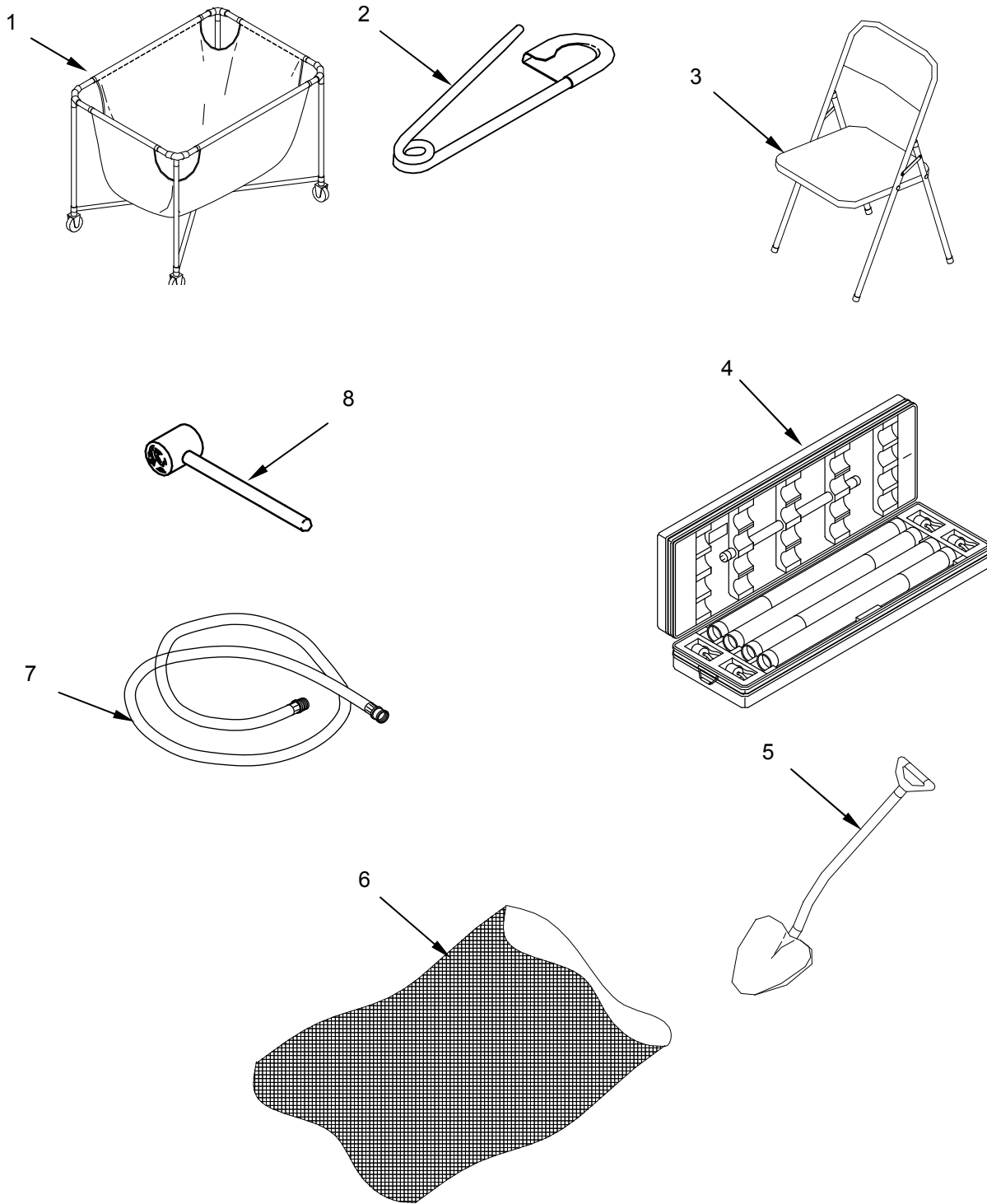


Figure 14. Laundry.

(1)	(2)	(3)	(4)	(5)	(6)	(7)
ITEM NO.	SMR CODE	NSN	CAGEC	PART NUMBER	DESCRIPTION AND USABLE ON CODE (UOC)	QTY
					GROUP 03 LAUNDRY SUBSYSTEM	
					FIG. 14 LAUNDRY	
1	PAOZZ	3920-00-929-8588	58536	A-A-50025	. TRUCK, HAND.....	2
2	PAOZZ	3510-00-222-1457	58536	A-A-52127	. PIN, NET, LAUNDRY	3
3	PAOZZ	7105-00-269-8463	80063	SCD539471	. CHAIR, FOLDING	5
4	PAOZZ	6230-01-242-2016	81349	M44259-1	. LIGHT SET, GENERAL ILLUMINATION	2
5	PAOZZ	5120-00-293-3336	80244	5120-00-293-3336	. SHOVEL, HAND.....	2
6	PAOZZ	3510-00-841-8384	81348	JJ-N-180	. NET, LAUNDRY	20
7	PAOZZ	4720-00-729-5334	58536	AA59270B3B	. HOSE ASSEMBLY, NONMETALLIC.....	1
8	PAOZZ	5120-00-926-7116	80244	PD5120-00-926-7116	. MALLET, WOOD	1
END OF FIGURE						

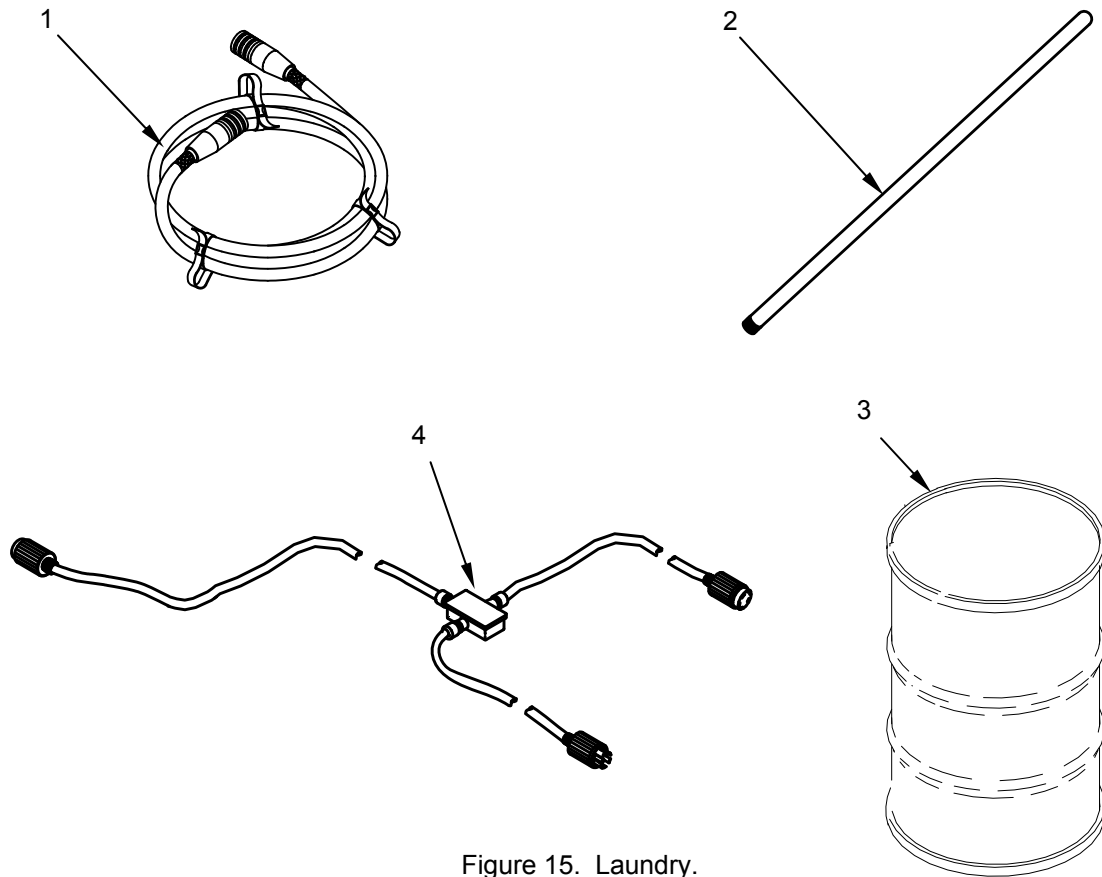


Figure 15. Laundry.

(1)	(2)	(3)	(4)	(5)	(6)	(7)
ITEM NO.	SMR CODE	NSN	CAGEC	PART NUMBER	DESCRIPTION AND USABLE ON CODE (UOC)	QTY
GROUP 03 LAUNDRY SUBSYSTEM						
FIG. 15 LAUNDRY						
1	PAOZZ	6150-01-220-5588	81349	M29184/3-02	. CABLE ASSEMBLY, POWER, ELECTRICAL	3
2	PAOZZ	7920-00-267-1218	83421	7920-00-267-1218	. HANDLE MOP.....	1
3	PAOZZ	8110-00-597-2353	81348	PPP-D-729	. DRUM, SHIPPING AND STORAGE	1
4	PAOZZ	6150-01-214-0135	81337	6-1-8222-1	. CABLE ASSEMBLY POWER, ELECTRICAL, BRANCHED	2
END OF FIGURE						

UNIT AND DIRECT SUPPORT MAINTENANCE

FORCE PROVIDER LAUNDRY SUBSYSTEM
 FP MODULE, TAN: NSN 5419-01-473-2297
 FP MODULE, GREEN: NSN 5419-01-473-2294

CBL

REPAIR PARTS LIST

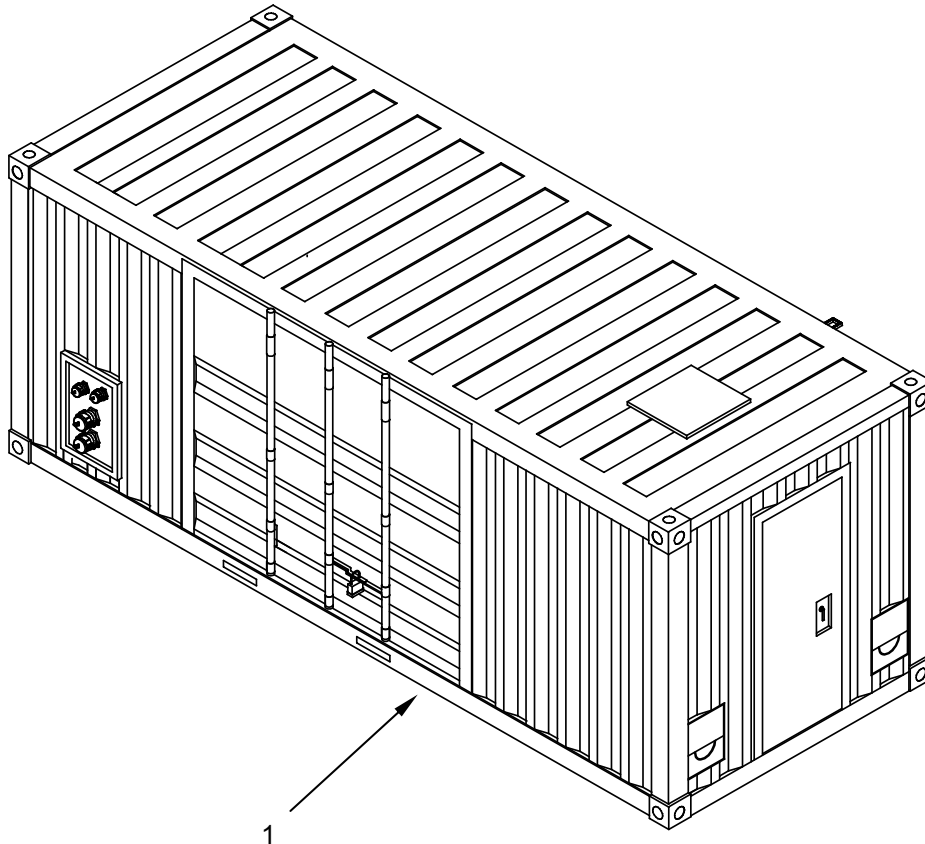


Figure 16. CBL.

(1) ITEM NO.	(2) SMR CODE	(3) NSN	(4) CAGEC	(5) PART NUMBER	(6) DESCRIPTION AND USABLE ON CODE (UOC)	(7) QTY
					GROUP 0301 CBL	
					FIG. 16 CBL	
1	PAODD	3510-01-425-8708	81337	9-1-0845-1	. CONTAINERIZED BATCH LAUNDRY FP UOC:FSN	1
1	PAODD	3510-01-550-1505	81337	9-1-0845-2	. CONTAINERIZED BATCH LAUNDRY UOC:FSQ	1
END OF FIGURE						

UNIT AND DIRECT SUPPORT MAINTENANCE

FORCE PROVIDER LAUNDRY SUBSYSTEM
 FP MODULE, TAN: NSN 5419-01-473-2297
 FP MODULE, GREEN: NSN 5419-01-473-2294

TEMPER

REPAIR PARTS LIST

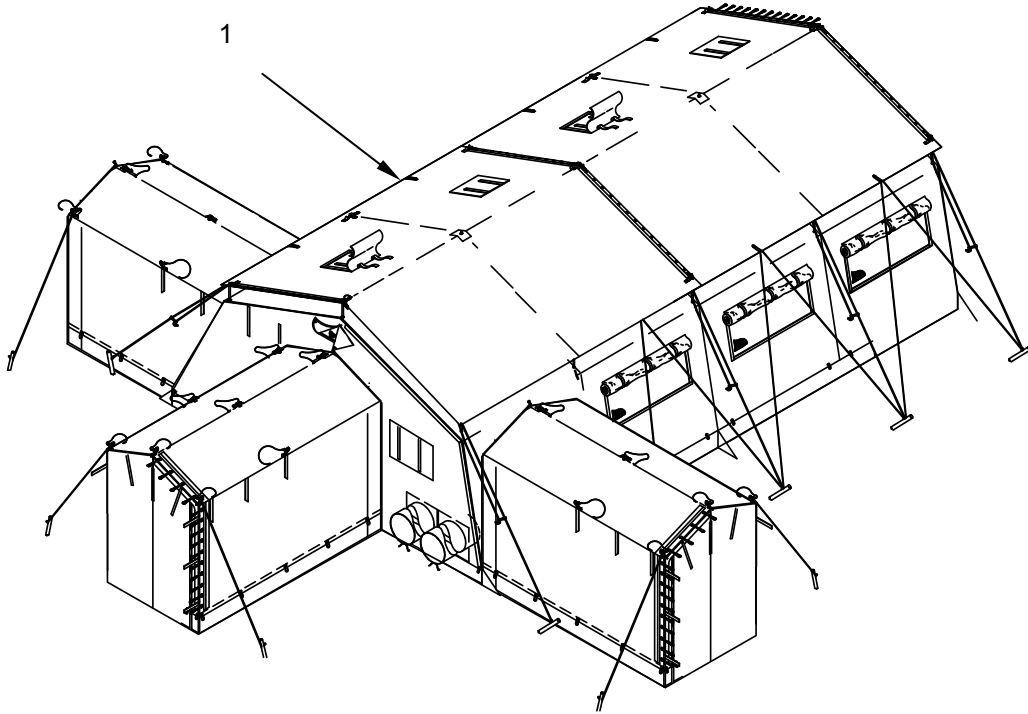


Figure 17. TEMPER.

(1) ITEM NO.	(2) SMR CODE	(3) NSN	(4) CAGEC	(5) PART NUMBER	(6) DESCRIPTION AND USABLE ON CODE (UOC)	(7) QTY
					GROUP 0302 TEMPER	
					FIG. 17 TEMPER	
1	PAOZZ	8340-01-443-7330	81349	MIL-T-44243	. TENT UOC:FSN	1
1	PAOZZ	8340-01-443-7332	81337	MIL-T-44243	. TENT UOC:FSQ	1
END OF FIGURE						

UNIT AND DIRECT SUPPORT MAINTENANCE

FORCE PROVIDER LAUNDRY SUBSYSTEM
 FP MODULE, TAN: NSN 5419-01-473-2297
 FP MODULE, GREEN: NSN 5419-01-473-2294

DISE/PDISE

REPAIR PARTS LIST

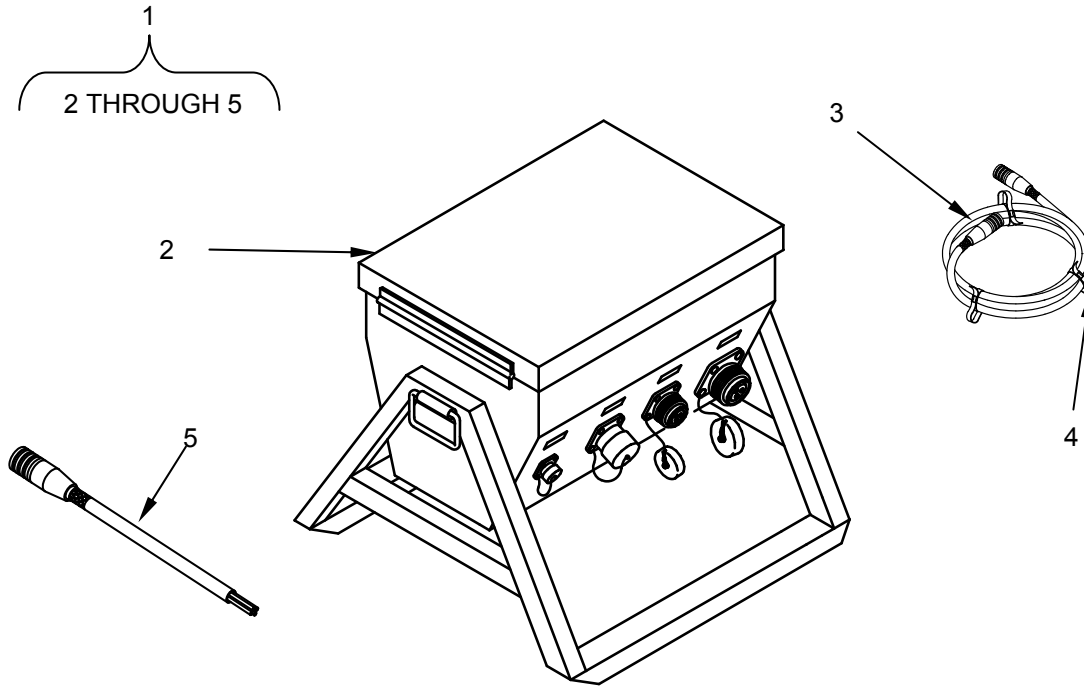


Figure 18. DISE/PDISE.

(1) ITEM NO.	(2) SMR CODE	(3) NSN	(4) CAGEC	(5) PART NUMBER	(6) DESCRIPTION AND USABLE ON CODE (UOC)	(7) QTY
					GROUP 0303 DISE/PDISE	
					FIG. 18 DISE/PDISE	
1	PAOZZ	6150-01-308-5671	97403	TA13229E6351	. POWER DISTRIBUTION ILLIMINATION SYSTEM, ELECTRICAL	1
2	PAOZZ	6150-01-377-4827	97403	13226E7029	.. DISTRIBUTION SYSTEM, ELECTRICAL	1
3	PAOZZ	6150-01-256-6304	97403	13226E7024	.. SERVICE FEEDER.....	2
4	PAOZZ	6150-01-256-6299	97403	13226E5825	.. STRAP, WEBBING	8
5	PAOZZ	6150-01-256-6300	97403	13226E7020	.. PIGTAIL CABLE.....	1
END OF FIGURE						

UNIT AND DIRECT SUPPORT MAINTENANCE

**FORCE PROVIDER LAUNDRY SUBSYSTEM
FP MODULE, TAN: NSN 5419-01-473-2297
FP MODULE, GREEN: NSN 5419-01-473-2294**

ECU

REPAIR PARTS LIST

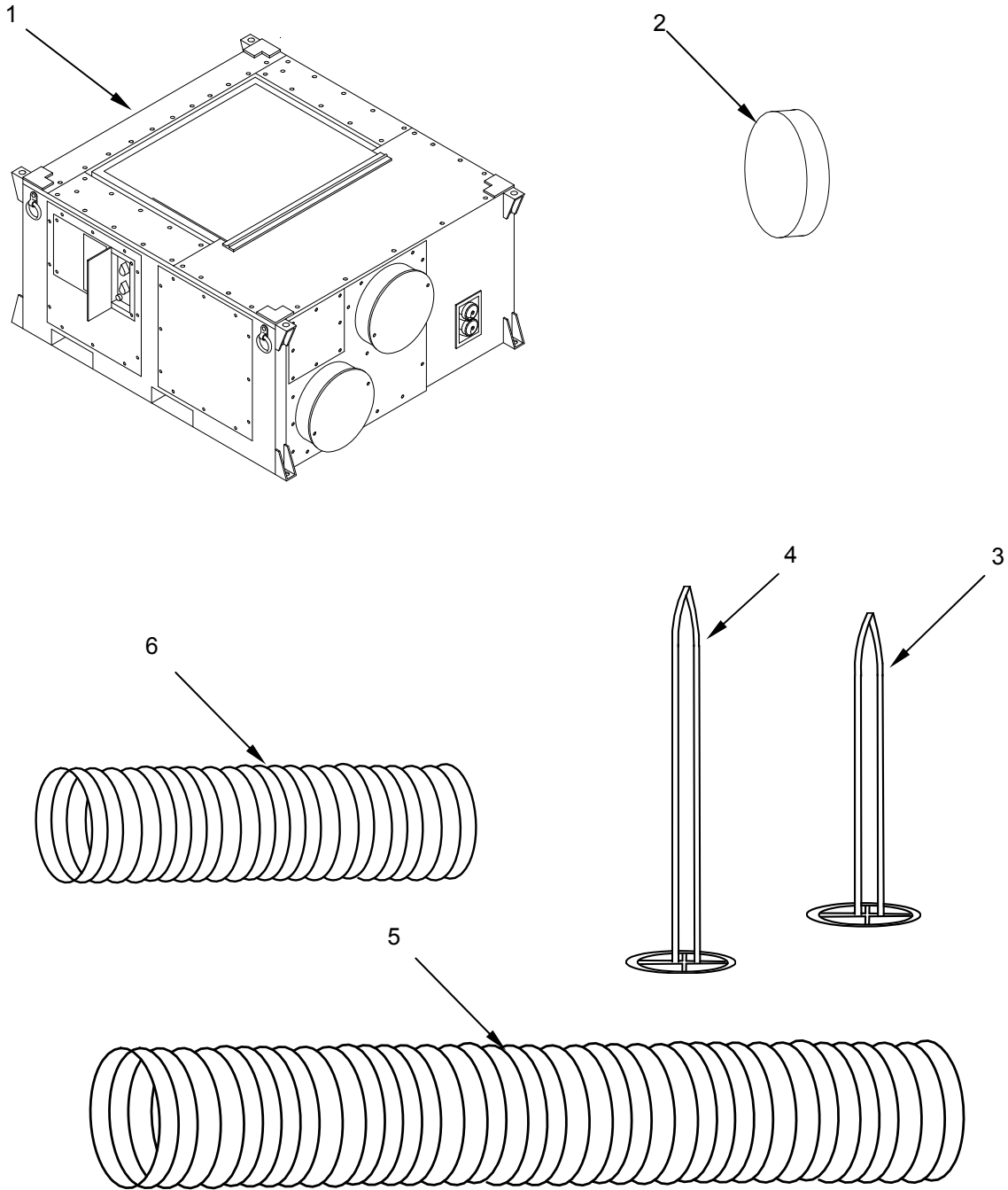


Figure 19. ECU.

(1)	(2)	(3)	(4)	(5)	(6)	(7)
ITEM NO.	SMR CODE	NSN	CAGEC	PART NUMBER	DESCRIPTION AND USABLE ON CODE (UOC)	QTY
					GROUP 0304 ECU	
					FIG. 19 ECU	
1	PAOOO	4120-01-432-6408	94833	F60S-11	. AIR CONDITIONER	4
2	PAOZZ	4130-00-415-9392	90598	12057-1	. . COVER, DUST	4
3	XDOZZ		97403	13230E35341	. . DUCT HOLDER 7FT	2
4	XDOZZ		97403	13230E35342	. . DUCT HOLDER 9FT	2
5	PAOZZ	4720-00-255-9034	97403	13230E3537-1	. . HOSE ASSEMBLY, AIR DUCT	2
6	PAOZZ	4720-00-255-9032	98891	AD1700- A2D009	. . HOSE ASSEMBLY, AIR DUCT	2
END OF FIGURE						

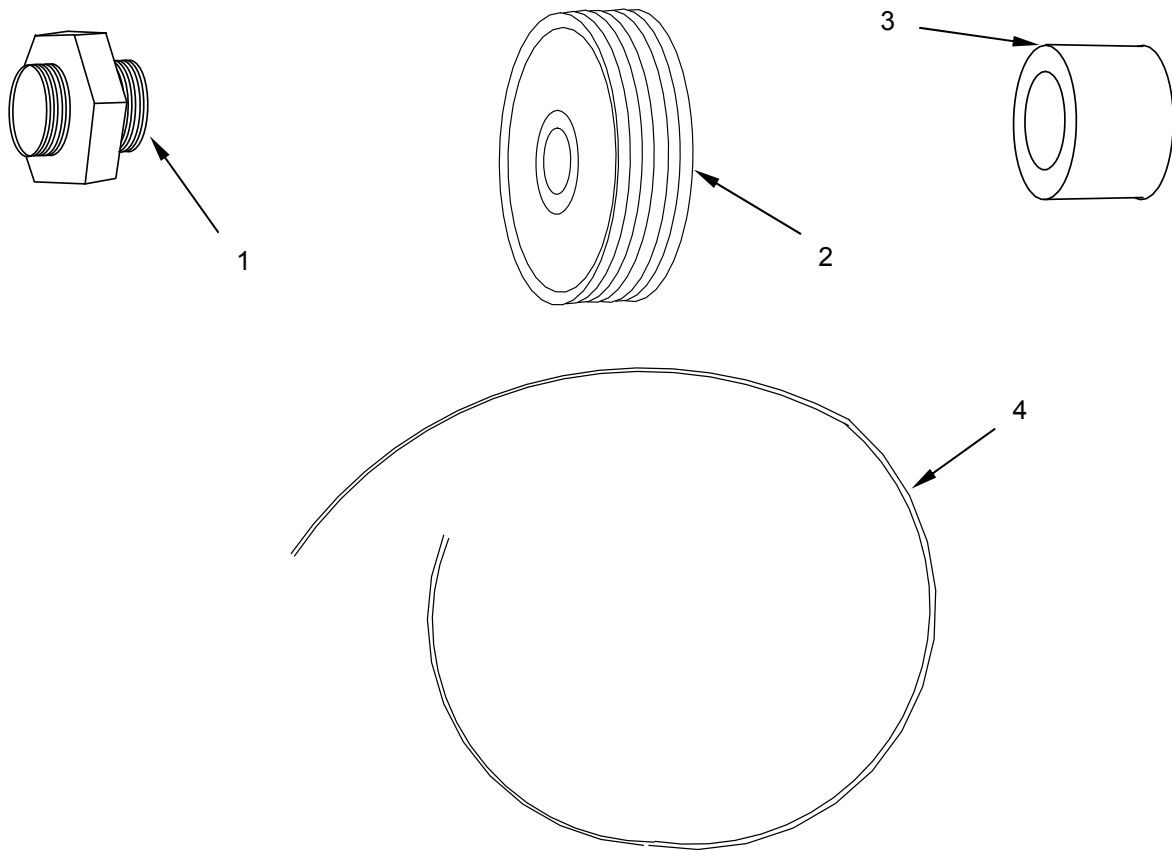


Figure 20. ECU.

(1)	(2)	(3)	(4)	(5)	(6)	(7)
ITEM NO.	SMR CODE	NSN	CAGEC	PART NUMBER	DESCRIPTION AND USABLE ON CODE (UOC)	QTY
					GROUP 0304 ECU	
					FIG. 20 ECU	
1	XDOZZ		97403	13230E578711	.. HOSE ADAPTER DRAIN	4
2	XDOOO		97403	13230E35921	.. PULLEY (50HZ OPERATION)	2
3	PAOZZ	3020-01-333-3045	71956	122051	... BUSHING	2
4	XDOZZ		97403	13230E61452	.. TUBING, SILICONE 15 FT	2
END OF FIGURE						

UNIT AND DIRECT SUPPORT MAINTENANCE

**FORCE PROVIDER LAUNDRY SUBSYSTEM
FP MODULE, GREEN NSN 5419-01-473-2294
FP MODULE, TAN NSN 5419-01-473-2297**

SEP

REPAIR PARTS LIST

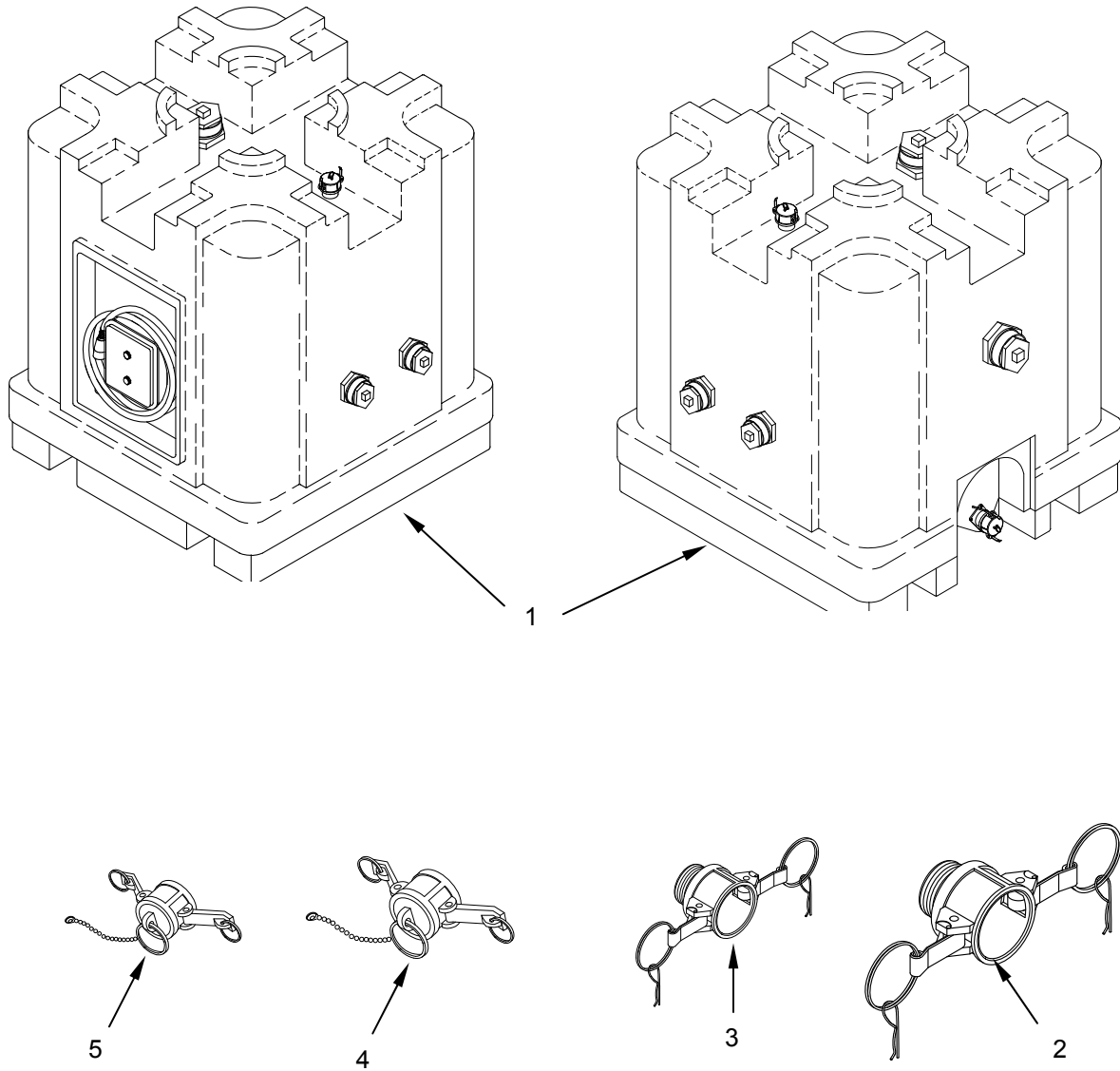


Figure 21. SEP.

(1)	(2)	(3)	(4)	(5)	(6)	(7)
ITEM NO.	SMR CODE	NSN	CAGEC	PART NUMBER	DESCRIPTION AND USABLE ON CODE (UOC)	QTY
					GROUP 0305 SEP	
					FIG. 21 SEP	
1	PAOZZ	4630-01-505-3746	81337	9-1-0527	. PUMPING UNIT, SEWAGE.....	1
2	PAOZZ	4730-01-533-8724	39428	52155K45	.. COUPLING HALF, QUICK DISCONNECT.....	3
3	XDOZZ		39428	52155K47	.. COUPLING CAM/GROOVED HOSE FEMALE ADAPTER, 3-INCH	2
4	XDOZZ		39428	5535K63	.. DUST CAP 3-INCH	2
5	PAOZZ	4730-01-527-8229	39428	5535K44	.. CAP HOSE.....	3
END OF FIGURE						

UNIT AND DIRECT SUPPORT MAINTENANCE

**FORCE PROVIDER LAUNDRY SUBSYSTEM
FP MODULE, TAN: NSN 5419-01-473-2297
FP MODULE, GREEN: NSN 5419-01-473-2294**

TANK 3000-GALLON

REPAIR PARTS LIST

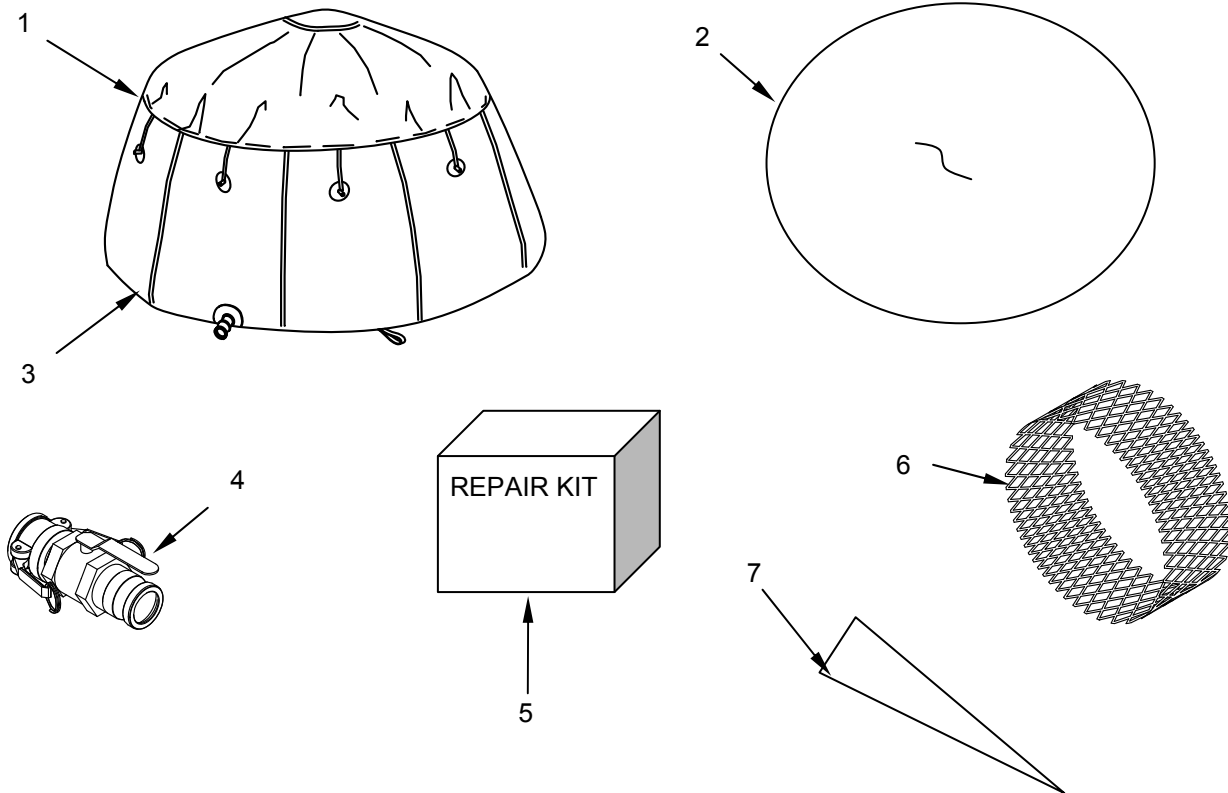


Figure 22. Tank, 3000-Gallon.

(1)	(2)	(3)	(4)	(5)	(6)	(7)
ITEM NO.	SMR CODE	NSN	CAGEC	PART NUMBER	DESCRIPTION AND USABLE ON CODE (UOC)	QTY
					GROUP 0306 3000-GALLON TANK FIG. 22 TANK, 3000-GALLON	
1	PAOZZ	5430-01-170-6984	81349	MIL-T-53048	. TANK, FABRIC, COLLAPSIBLE	2
2	XDOZZ		1DFD0	3-K-W-GC/V-O-A	.. GROUND CLOTH	2
3	XDOZZ		1DFD0	3-K-W-O-A/Z	.. TANK FABRIC.....	2
4	PAOZZ	4820-01-525-0464	63711	32-108-01	.. VALVE BALL	2
5	PAOZZ	8110-00-856-6244	97403	MIL-R-52255	.. REPAIR KIT, COLLAPSIBLE DRUM...	2
6	XDOZZ		1DFD0	8016	PROTECTOR, BALL VALVE.....	2
7	XDOZZ		1DFD0	RCF-3K-W-O-A	PLUG, WOOD	6
END OF FIGURE						

UNIT AND DIRECT SUPPORT MAINTENANCE

**FORCE PROVIDER LATRINE SUBSYSTEM
FP MODULE, TAN: NSN 5419-01-473-2297
FP MODULE, GREEN: NSN 5419-01-473-2294**

LATRINE SUBSYSTEM

REPAIR PARTS LIST

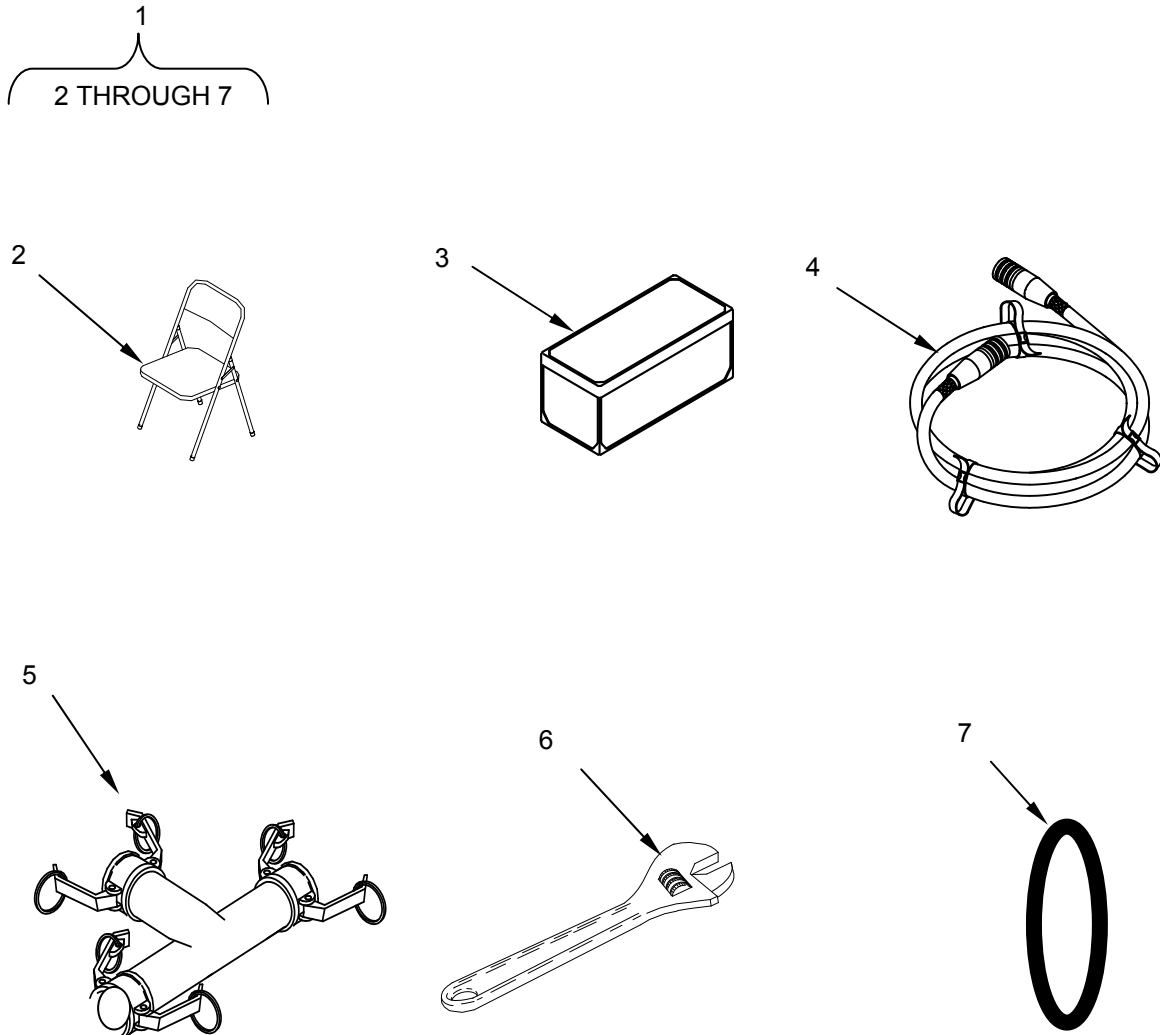


Figure 23. Latrine Subsystem.

(1)	(2)	(3)	(4)	(5)	(6)	(7)
ITEM NO.	SMR CODE	NSN	CAGEC	PART NUMBER	DESCRIPTION AND USABLE ON CODE (UOC)	QTY
					GROUP 04 LATRINE SUBSYSTEM	
					FIG. 23 LATRINE SUBSYSTEM	
1	XCDDD		81337	9106881	CLS SUBSYSTEM, GREEN FSN UOC:FSN.....	1
1	XCDDD		81337	9106882	CLS SUBSYSTEM, TAN FSQ UOC:FSQ.....	1
2	PAOZZ	7105-00-269-8463	80063	SCD539471	. CHAIR, FOLDING	30
3	PAOZZ	8460-01-471-1024	58536	A-A-59490	. TRUNK, LOCKER	24
4	PAOZZ	6150-01-220-5588	81349	MIL-C-29184	. CABLE, ASSY, POWER, ELECTRICAL	4
5	PAOZZ	4730-01-413-3398	81337	9-1-0188	. TEE, QUICK DISCONNECT	2
6	PAOZZ	5120-00-449-8083	05047	B107.8	. WRENCH, ADJUSTABLE	2
7	PAOZZ	5330-00-899-4509	58536	AA59326-9	. GASKET	4
END OF FIGURE						

UNIT AND DIRECT SUPPORT MAINTENANCE

FORCE PROVIDER LATRINE SUBSYSTEM
 FP MODULE, TAN: NSN 5419-01-473-2297
 FP MODULE, GREEN: NSN 5419-01-473-2294

CLS

REPAIR PARTS LIST

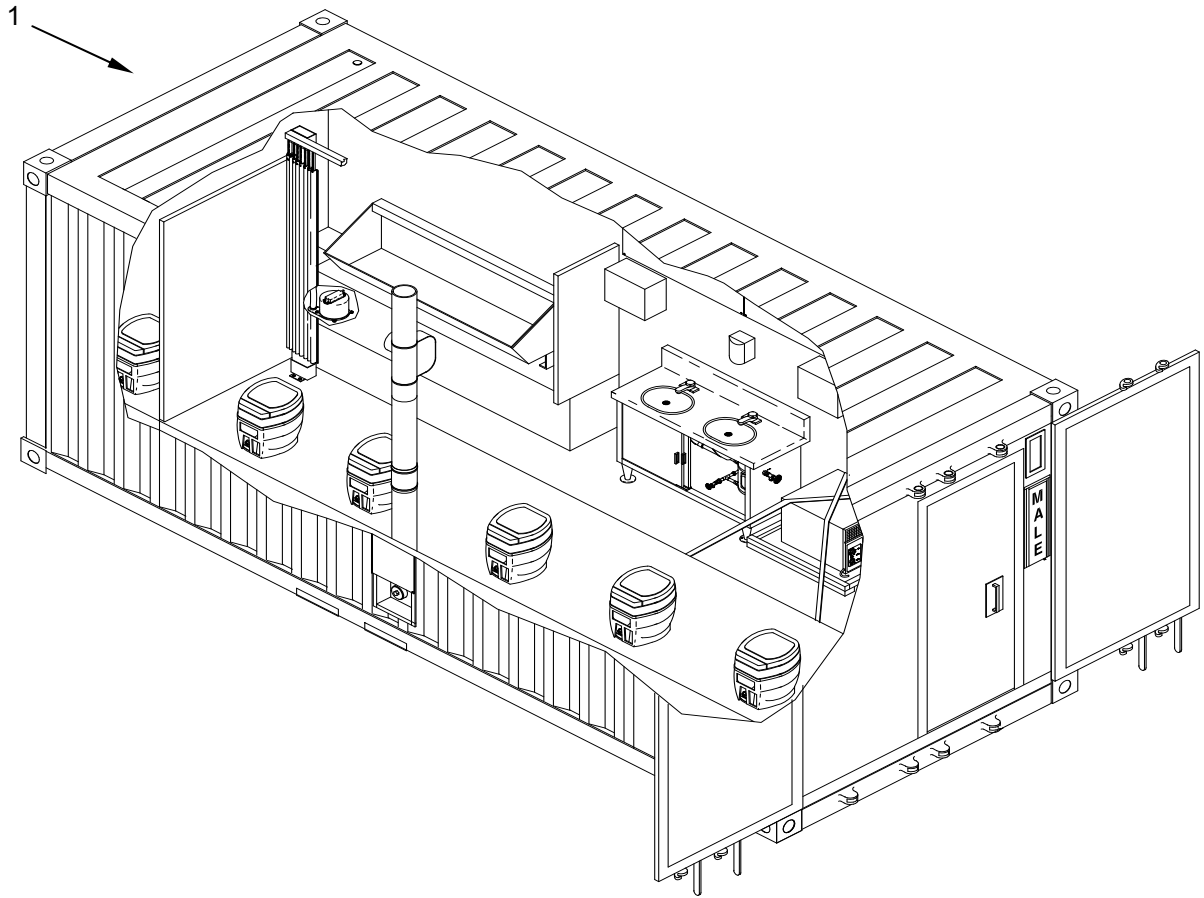


Figure 24. CLS.

(1) ITEM NO.	(2) SMR CODE	(3) NSN	(4) CAGEC	(5) PART NUMBER	(6) DESCRIPTION AND USABLE ON CODE (UOC)	(7) QTY
					GROUP 0401 CLS	
					FIG. 24 CLS	
1	PAODD	4510-01-477-7764	81337	5-13-6737-1	. LATRINE SYSTEM CONTAINERIZED UOC:FSN.....	4
1	PAODD	4510-01-477-7764	81337	5-13-6737-2	. LATRINE SYSTEM CONTAINERIZED UOC:FSQ	4
END OF FIGURE						

UNIT AND DIRECT SUPPORT MAINTENANCE

FORCE PROVIDER LATRINE SUBSYSTEM
 FP MODULE, TAN: NSN 5419-01-473-2297
 FP MODULE, GREEN: NSN 5419-01-473-2294

WWET/T

REPAIR PARTS LIST




Figure 25. WWET/T.

(1) ITEM NO.	(2) SMR CODE	(3) NSN	(4) CAGEC	(5) PART NUMBER	(6) DESCRIPTION AND USABLE ON CODE (UOC)	(7) QTY
1	PAOOO	4630-01-513-8155	1CNQ1	9290-5	GROUP 0402 WWET/T FIG. 25 WWET/T . WASTE WATER EVACUATION TANK TRAILER.....	1
END OF FIGURE						

UNIT AND DIRECT SUPPORT MAINTENANCE

FORCE PROVIDER LATRINE SUBSYSTEM
 FP MODULE, TAN: NSN 5419-01-473-2297
 FP MODULE, GREEN: NSN 5419-01-473-2294

PDISE

REPAIR PARTS LIST

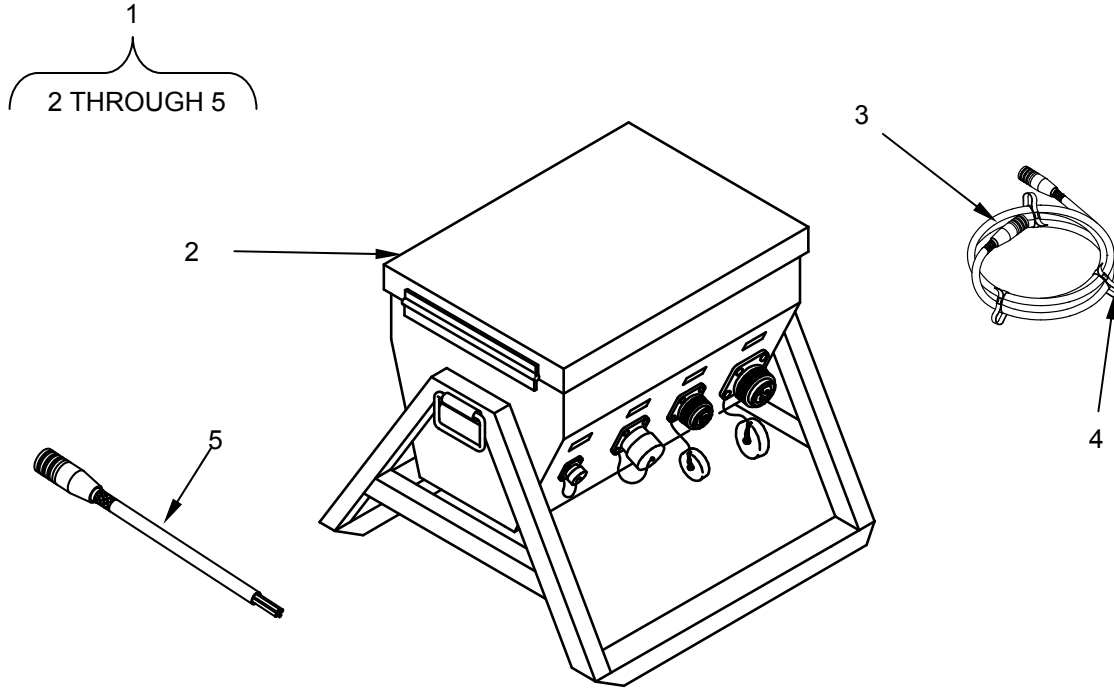


Figure 26. PDISE.

(1) ITEM NO.	(2) SMR CODE	(3) NSN	(4) CAGEC	(5) PART NUMBER	(6) DESCRIPTION AND USABLE ON CODE (UOC)	(7) QTY
					GROUP 0403 PDISE	
					FIG. 26 PDISE	
1	PAOZZ	6150-01-308-5671	97403	A13229E6351	. POWER DISTRIBUTION ILLIMINATION SYSTEM, ELECTRICAL	1
2	PAOZZ	6150-01-377-4827	97403	13226E7029	.. DISTRIBUTION SYSTEM, ELECTRICAL	1
3	PAOZZ	6150-01-256-6304	97403	13226E7024	.. SERVICE FEEDER.....	2
4	PAOZZ	6150-01-256-6299	97403	13226E5825	.. STRAP, WEBBING	8
5	PAOZZ	6150-01-256-6300	97403	13226E7020	.. PIGTAIL CABLE.....	1
END OF FIGURE						

UNIT AND DIRECT SUPPORT MAINTENANCE

**FORCE PROVIDER SHOWER SUBSYSTEM
FP MODULE, TAN: NSN 5419-01-399-6391
FP MODULE, GREEN: NSN 5419-01-439-7807**

SHOWER SUBSYSTEM

REPAIR PARTS LIST

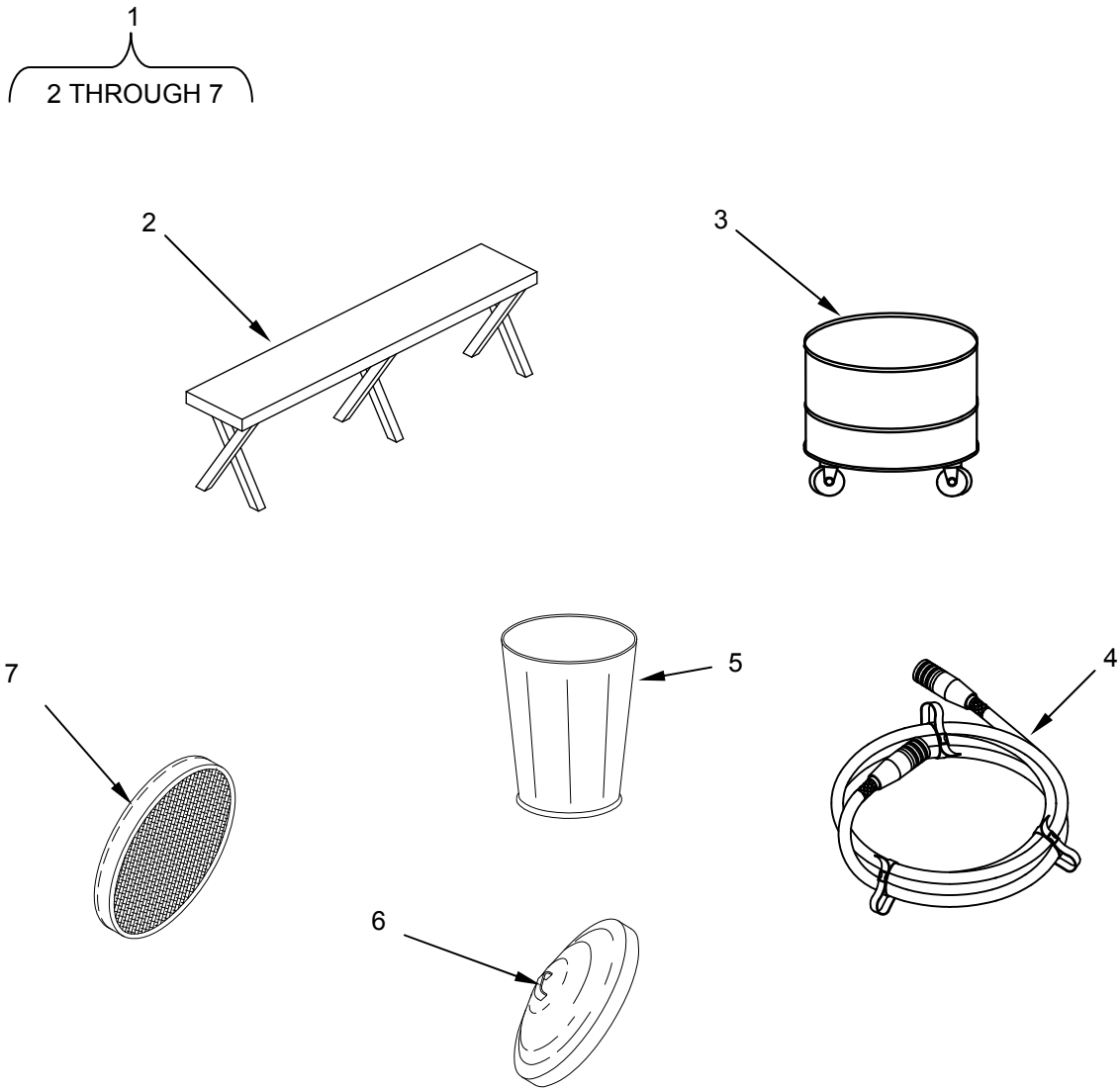


Figure 27. Shower Subsystem.

(1)	(2)	(3)	(4)	(5)	(6)	(7)
ITEM NO.	SMR CODE	NSN	CAGEC	PART NUMBER	DESCRIPTION AND USABLE ON CODE (UOC)	QTY
					GROUP 05 SHOWER SUBSYSTEM	
					FIG. 27 SHOWER SUBSYSTEM	
1	XCDDD		81337	9-1-0689-1	CS SUBSYSTEM GREEN UOC:FSN.....	1
1	XCDDD		81337	9-1-0689-2	CS SUBSYSTEM TAN UOC:FSQ.....	1
2	PAOZZ	7110-01-415-6896	81337	9-1-0187	. BENCH, GENERAL PURPOSE.....	12
3	PAOZZ	7920-00-926-5243	80244	7920-00-926-5243	. BUCKET, MOP.....	2
4	PAOZZ	6150-01-220-5588	81349	MIL-C-29184	. CABLE ASSEMBLY, POWER, ELECTRICAL.....	4
5	PAOZZ	7240-00-160-0440	0T115	90146HDC	. CAN, TRASH AND GARBAGE.....	2
6	PAOZZ	7240-00-161-1143	0T115	90146HDL	. COVER, CAN, TRASH AND GARBAGE.....	2
7	PAOZZ	4230-01-415-7300	81337	9-1-0146	. DUCT ADAPTER KIT, AIR CONDITIONER.....	2
END OF FIGURE						

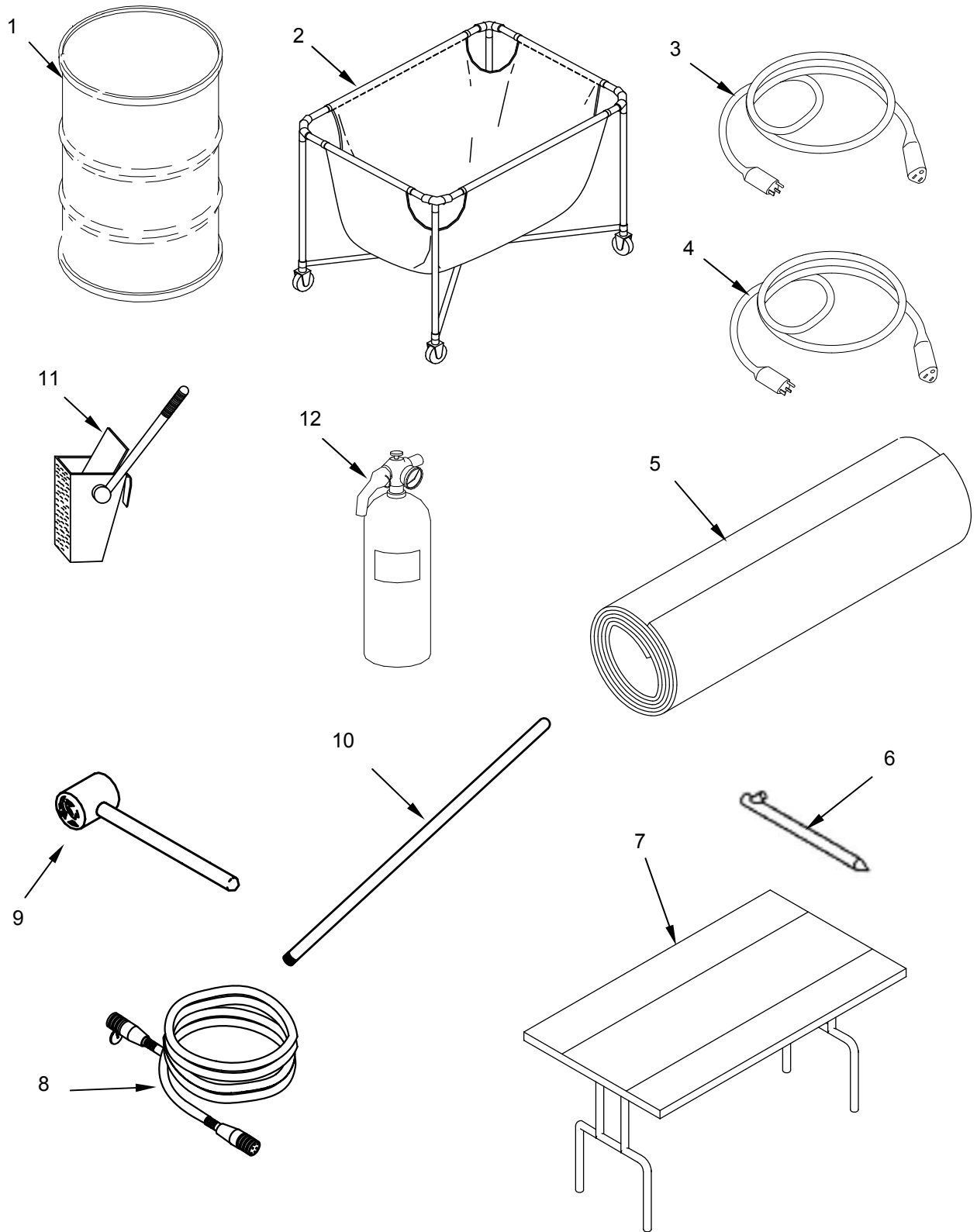


Figure 28. Shower Subsystem.

(1)	(2)	(3)	(4)	(5)	(6)	(7)
ITEM NO.	SMR CODE	NSN	CAGEC	PART NUMBER	DESCRIPTION AND USABLE ON CODE (UOC)	QTY
					GROUP 05 SHOWER SUBSYSTEM	
					FIG. 28 SHOWER SUBSYSTEM	
1	PAOZZ	8110-00-597-2353	81348	PPP-D-729	. DRUM, SHIPPING AND STORAGE	1
2	PAOZZ	3920-00-929-8588	58356	A-A-50025	. TRUCK, HAND.....	4
3	PAOZZ	6150-01-413-9314	81337	9-1-0183	. CABLE ASSEMBLY, SPECIAL PURPOSE ELECTRICAL.....	2
4	XDOZZ		07909	02293	. EXTENSION CORD 50-FT, #12 AWG/3.....	2
5	MOOZZ	7220-01-469-3424	81337	9-1-0189-1	. MATTING FLOOR CUT TO 32 FT	4
6	PAOZZ	8340-00-985-7461	81349	MIIL-P-501	. PIN, TENT	120
7	PAOZZ	7110-01-415-6895	81337	9-1-0191	. TABLE, FOLDING, LEG.....	6
8	PAOZZ	6150-01-413-2235	81337	9-1-0182	. CABLE ASSEMBLY, SPECIAL PURPOSE, ELECTRICAL.....	4
9	PAOZZ	5120-00-926-7116	80244	PD5120-00-926-7116	. MALLET, WOOD.....	1
10	PAOZZ	7920-00-267-1218	83421	7920-00-267-1218	. HANDLE, MOP	2
11	PAOZZ	7920-00-682-6861	80244	7920-00-682-6861	. WRINGER, MOP.....	2
12	PAOZZ	4210-00-889-2491	58536	AA393-A1C	. EXTINGUISHER, FIRE	2
END OF FIGURE						

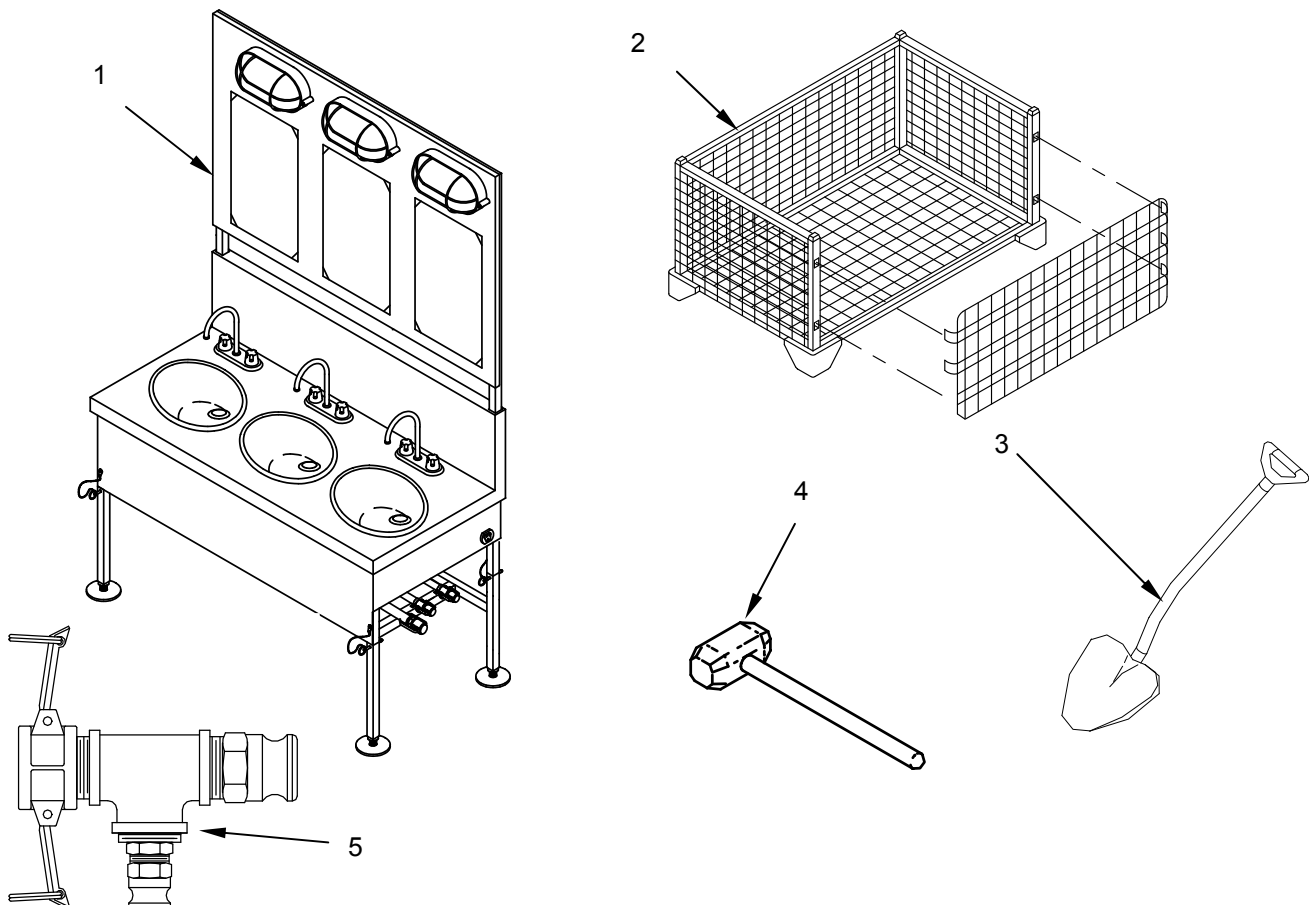


Figure 29. Shower Subsystem.

(1)	(2)	(3)	(4)	(5)	(6)	(7)
ITEM NO.	SMR CODE	NSN	CAGEC	PART NUMBER	DESCRIPTION AND USABLE ON CODE (UOC)	QTY
					GROUP 05 SHOWER SUBSYSTEM	
					FIG. 29 SHOWER SUBSYSTEM	
1	PAOZZ	7125-01-334-3159	81337	5-13-4050	. STORAGE RACK ASSEMBLY	6
2	PAOZZ	4540-01-470-1396	81337	9-1-0535	. SHAVE STAND SYSTEM	2
3	PAOZZ	5120-00-293-3336	80244	5120-00-293-3336	. SHOVEL, HAND	2
4	PAOZZ	5120-00-900-6098	05047	B107.54	. HAMMER, HAND	1
5	XDOZZ		81337	9105591	. TEE ASSEMBLY, QDISC, CAM LOCK, 1 1/2 IN, F.....	1
END OF FIGURE						

UNIT AND DIRECT SUPPORT MAINTENANCE

FORCE PROVIDER SHOWER SUBSYSTEM
 FP MODULE, TAN: NSN 5419-01-399-6391
 FP MODULE, GREEN: NSN 5419-01-439-7807

CONTAINERIZED SHOWER SYSTEM (CSS)

REPAIR PARTS LIST

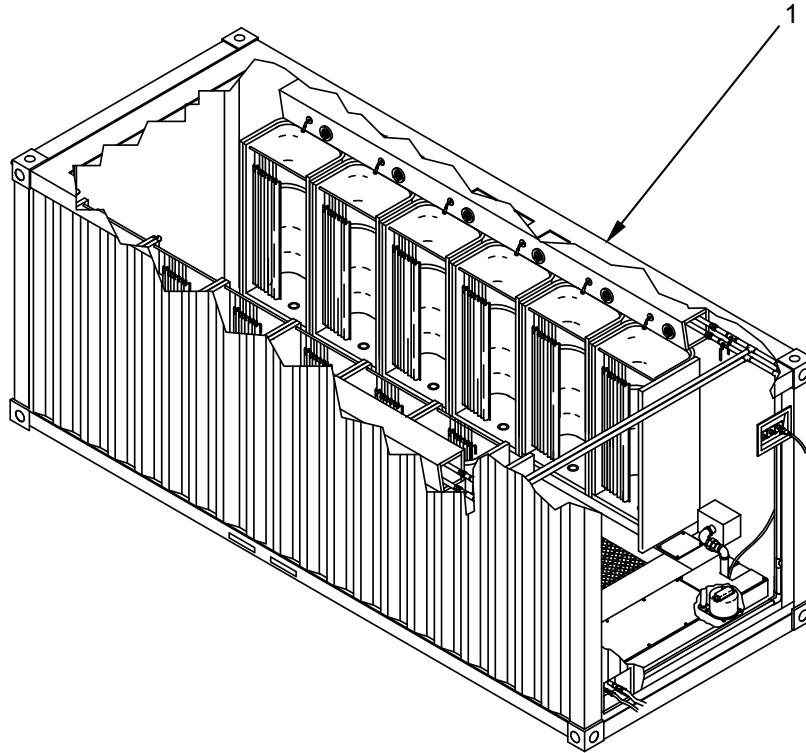


Figure 30. Containerized Shower System (CSS).

(1) ITEM NO.	(2) SMR CODE	(3) NSN	(4) CAGEC	(5) PART NUMBER	(6) DESCRIPTION AND USABLE ON CODE (UOC)	(7) QTY
					GROUP 0501 CSS	
					FIG. 30 CONTAINERIZED SHOWER SYSTEM (CSS)	
1	PAOZZ	4540-01-470-1398	81337	5-13-6736-1	. CONTAINERIZED, SHOWER UOC:FSN.....	2
1	PAOZZ	4540-01-470-1398	81337	5-13-6736-2	. CONTAINERIZED, SHOWER UOC:FSQ.....	2
END OF FIGURE						

UNIT AND DIRECT SUPPORT MAINTENANCE

**FORCE PROVIDER SHOWER SUBSYSTEM
FP MODULE, GREEN NSN 5419-01-473-2294
FP MODULE, TAN NSN 5419-01-473-2297**

SEWAGE EJECTION PUMP

REPAIR PARTS LIST

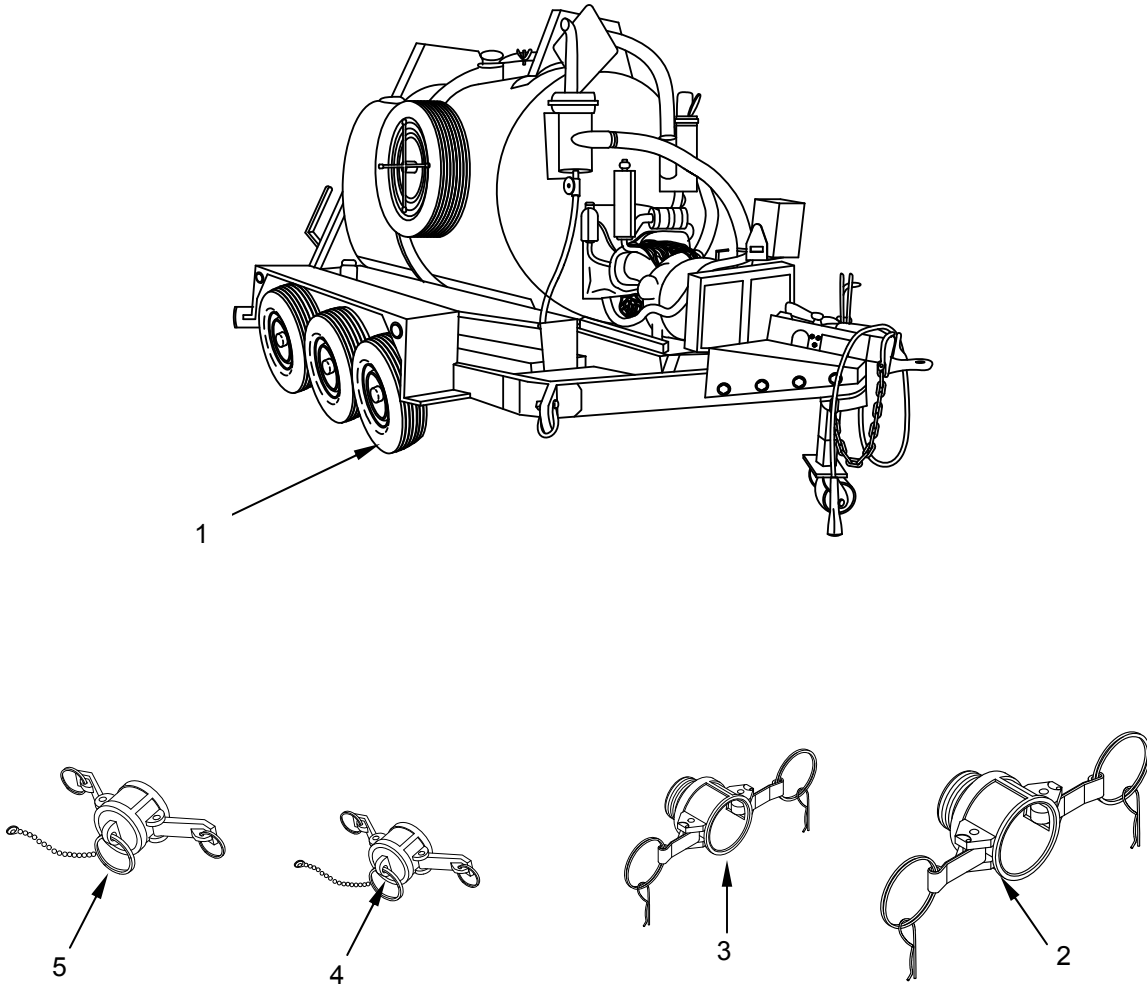


Figure 31. Sewage Ejection Pump.

(1)	(2)	(3)	(4)	(5)	(6)	(7)
ITEM NO.	SMR CODE	NSN	CAGEC	PART NUMBER	DESCRIPTION AND USABLE ON CODE (UOC)	QTY
					GROUP 0502 SEP	
					FIG. 31 SEWAGE EJECTION PUMP	
1	PAOOO	4630-01-513-8155	1CNQ1	9290-5	. WASTE WATER EVACUATION TANK/TRAILER.....	1
2	PAOZZ	4730-01-527-8229	39428	5535K44	.. CAP HOSE 2-INCH.....	2
3	XDOZZ		39428	5535K63	.. DUST CAP 3-INCH	3
4	PAOZZ	4730-01-533-8724	39428	52155K45	.. COUPLING HALF, QUICK DISCONNECT 2-INCH.....	3
5	XDOZZ		39428	52155K47	.. COUPLING CAM/GROOVED HOSE FEMALE ADAPTER 3-INCH	2
END OF FIGURE						

UNIT AND DIRECT SUPPORT MAINTENANCE

FORCE PROVIDER SHOWER SUBSYSTEM
 FP MODULE, TAN: NSN 5419-01-473-2297
 FP MODULE, GREEN: NSN 5419-01-473-2294

DISE/PDISE

REPAIR PARTS LIST

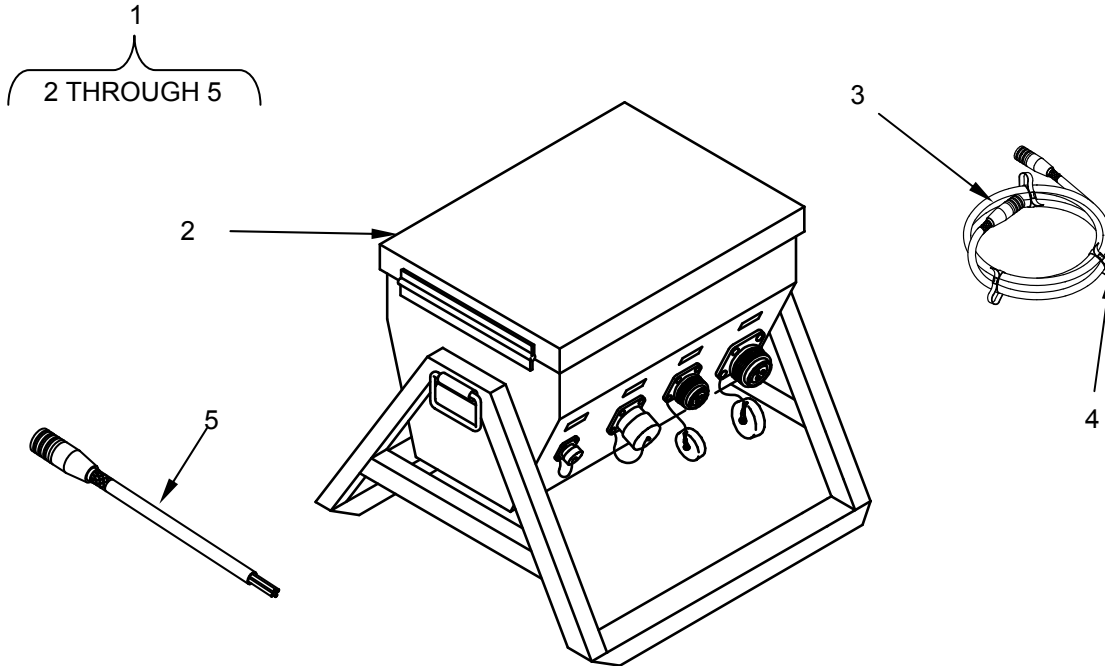


Figure 32. DISE/PDISE.

(1) ITEM NO.	(2) SMR CODE	(3) NSN	(4) CAGEC	(5) PART NUMBER	(6) DESCRIPTION AND USABLE ON CODE (UOC)	(7) QTY
					GROUP 0503 PDISE	
					FIG. 32 DISE/PDISE	
1	PAOZZ	6150-01-308-5671	97403	A13229E6351	. POWER DISTRIBUTION ILLIMINATION SYSTEM, ELECTRICAL	1
2	PAOZZ	6150-01-377-4827	97403	13226E7029	.. DISTRIBUTING SYSTEM ELECTRICAL	1
3	PAOZZ	6150-01-256-6304	97403	13226E7024	.. SERVICE FEEDER.....	2
4	PAOZZ	6150-01-256-6299	97403	13227E5825	.. STRAP, WEBBING	8
5	PAOZZ	6150-01-256-6300	97403	13226E7020	.. PIGTAIL CABLE.....	1
END OF FIGURE						

UNIT AND DIRECT SUPPORT MAINTENANCE

**FORCE PROVIDER SHOWER SUBSYSTEM
FP MODULE, TAN: NSN 5419-01-399-6391
FP MODULE, GREEN: NSN 5419-01-439-7807**

TEMPER

REPAIR PARTS LIST

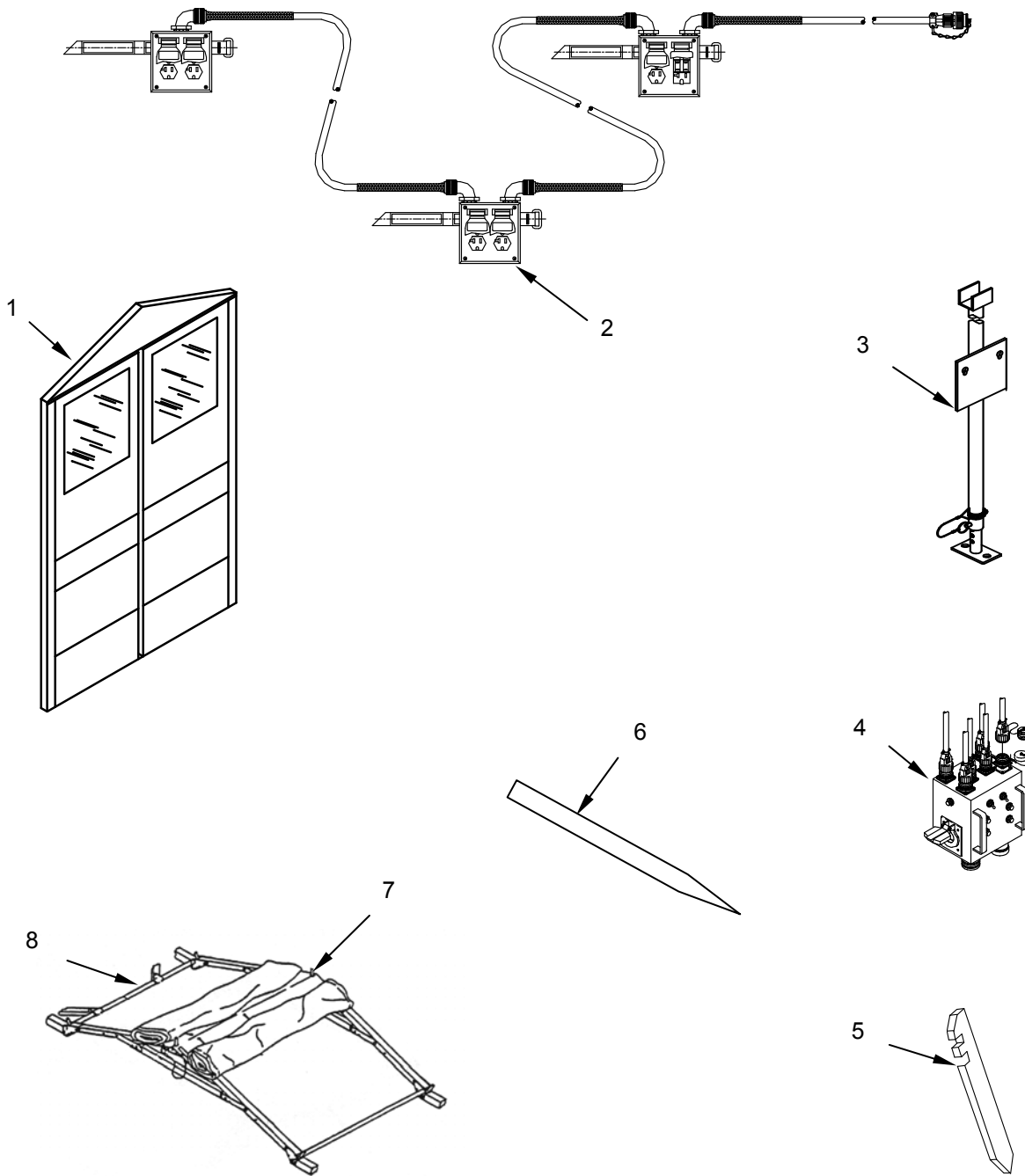


Figure 33. TEMPER.

(1)	(2)	(3)	(4)	(5)	(6)	(7)
ITEM NO.	SMR CODE	NSN	CAGEC	PART NUMBER	DESCRIPTION AND USABLE ON CODE (UOC)	QTY
					GROUP 0504 TEMPER	
					FIG. 33 TEMPER	
1	PAOZZ	8340-01-263-2546	81349	MIL-DTL-44285	. DOOR, TENT UOC:FSN	2
1	PAOZZ	8340-01-211-6788	81349	MIL-D-44285	. DOOR, TENT UOC:FSQ	2
2	PAOZZ	6150-001-470-1916	81337	9-1-0624-1	. DISTRIBUTING SYSTEM ELECTRICAL	4
3	PAOZZ	6110-01-242-6691	81337	1-6-6005	. STAND, DISTRIBUTION.....	2
4	PAOZZ	6110-01-251-0402	81337	1-6-6041	. DISTRIBUTION BOX	2
5	PAOZZ	8340-00-261-9751	64067	8340-00-261-9751	. PIN, TENT	30
6	PAOZZ	8340-00-985-7461	81349	MIL-P-501	. PIN, TENT	120
7	PAOZZ	8340-00-198-7619	81349	MIL-T-44243	. TENT SECTION UOC:FSN	2
7	PAOZZ	8340-00-198-7619	81349	MIL-T-44243	. TENT SECTION UOC:FSQ	2
8	PAOZZ	8340-01-239-7001	81349	MIL-F-44251	. FRAME SECTION, TENT	2
END OF FIGURE						

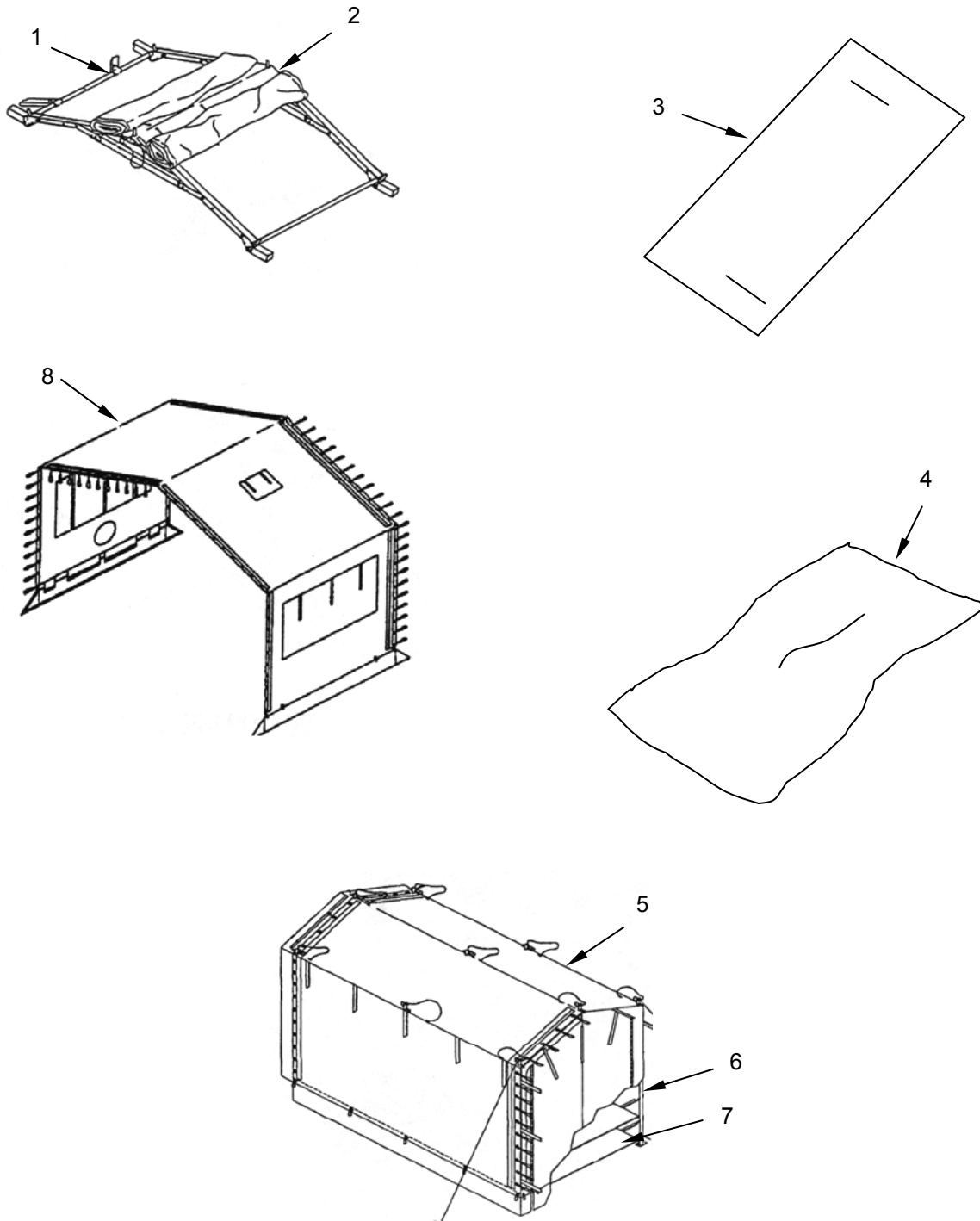


Figure 34. TEMPER.

(1)	(2)	(3)	(4)	(5)	(6)	(7)
ITEM NO.	SMR CODE	NSN	CAGEC	PART NUMBER	DESCRIPTION AND USABLE ON CODE (UOC)	QTY
					GROUP 0504 TEMPER	
					FIG. 34 TEMPER	
1	PAOZZ	8340-01-239-7002	81337	5-4-3330-3	. FRAME SECTION, TENT	2
2	PAOZZ	8340-01-213-6003	81349	MIL-T-44243	. TENT SECTION UOC:FSN	2
2	PAOZZ	8340-01-213-6003	81349	MIL-T-44243	. TENT SECTION UOC:FSQ	2
3	PAOZZ	8340-01-186-3024	81349	MIL-T-44243	. FLOOR, TENT	4
4	PAOZZ	8340-01-186-3019	81349	MIL-T-44243	. COVER, TENT UOC:FSN	4
4	PAOZZ	8340-01-198-7619	81349	MIL-T-44243	. TENT SECTION UOC:FSQ	4
5	PAOZZ	8340-01-186-3026	81349	MIL-T-44243	. VESTIBULE, TENT UOC:FSN	2
5	PAOZZ	8340-01-198-7621	81337	5-4-3370-2	. VESTIBULE, TENT UOC:FSQ	2
6	PAOZZ	8340-01-186-3010	81349	MIL-F-44251	. FRAME SECTION, TENT	6
7	PAOZZ	8340-01-186-3027	81349	MIL-T-44243	. FLOOR, TENT	2
8	PAOZZ	8340-01-392-0924	81349	MIL-T-44243	. TENT LINER	4
END OF FIGURE						

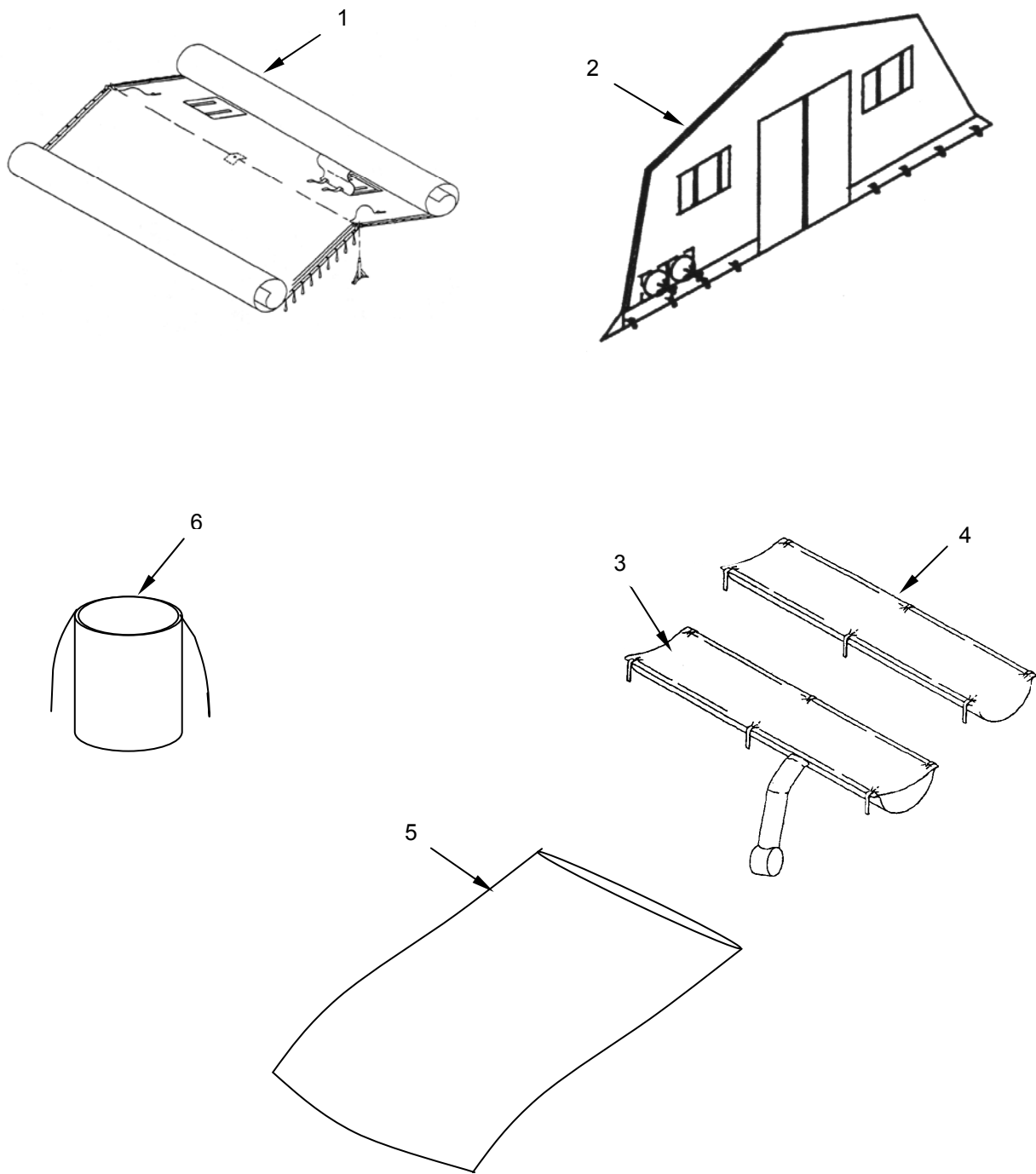


Figure 35. TEMPER.

(1)	(2)	(3)	(4)	(5)	(6)	(7)
ITEM NO.	SMR CODE	NSN	CAGEC	PART NUMBER	DESCRIPTION AND USABLE ON CODE (UOC)	QTY
					GROUP 0504 TEMPER	
					FIG. 35 TEMPER	
1	PAOZZ	8340-01-186-3018	81349	MIL-T-44243	. FLY, TENT UOC:FSN.....	2
1	PAOZZ	8340-01-186-3018	81349	MIL-T-44243	. FLY, TENT UOC:FSQ.....	2
2	PAOZZ	8340-01-213-9566	81349	MIL-T-44243	. TENT, LINER.....	2
3	PAOZZ	8340-01-186-3035	81349	MIL-T-44243	. PLENUM, TENT.....	2
4	PAOZZ	8340-01-186-3036	81349	MIL-T-44243	. PLENUM, TENT.....	2
5	PAOZZ	8340-01-186-3029	81337	5-4-3374-1	. CONTAINER, TENT VESTIBULE UOC:FSN.....	4
5	PAOZZ	8340-01-186-3029	81337	5-4-3374-2	. CONTAINER, TENT VESTIBULE UOC:FSQ.....	4
6	PAOZZ	8340-01-186-3030	81349	MIL-T-44243	. CONTAINER, TENT PIN.....	2
END OF FIGURE						

UNIT AND DIRECT SUPPORT MAINTENANCE

**FORCE PROVIDER SHOWER SUBSYSTEM
FP MODULE, TAN: NSN 5419-01-473-2297
FP MODULE, GREEN: NSN 5419-01-473-2294**

ECU

REPAIR PARTS LIST

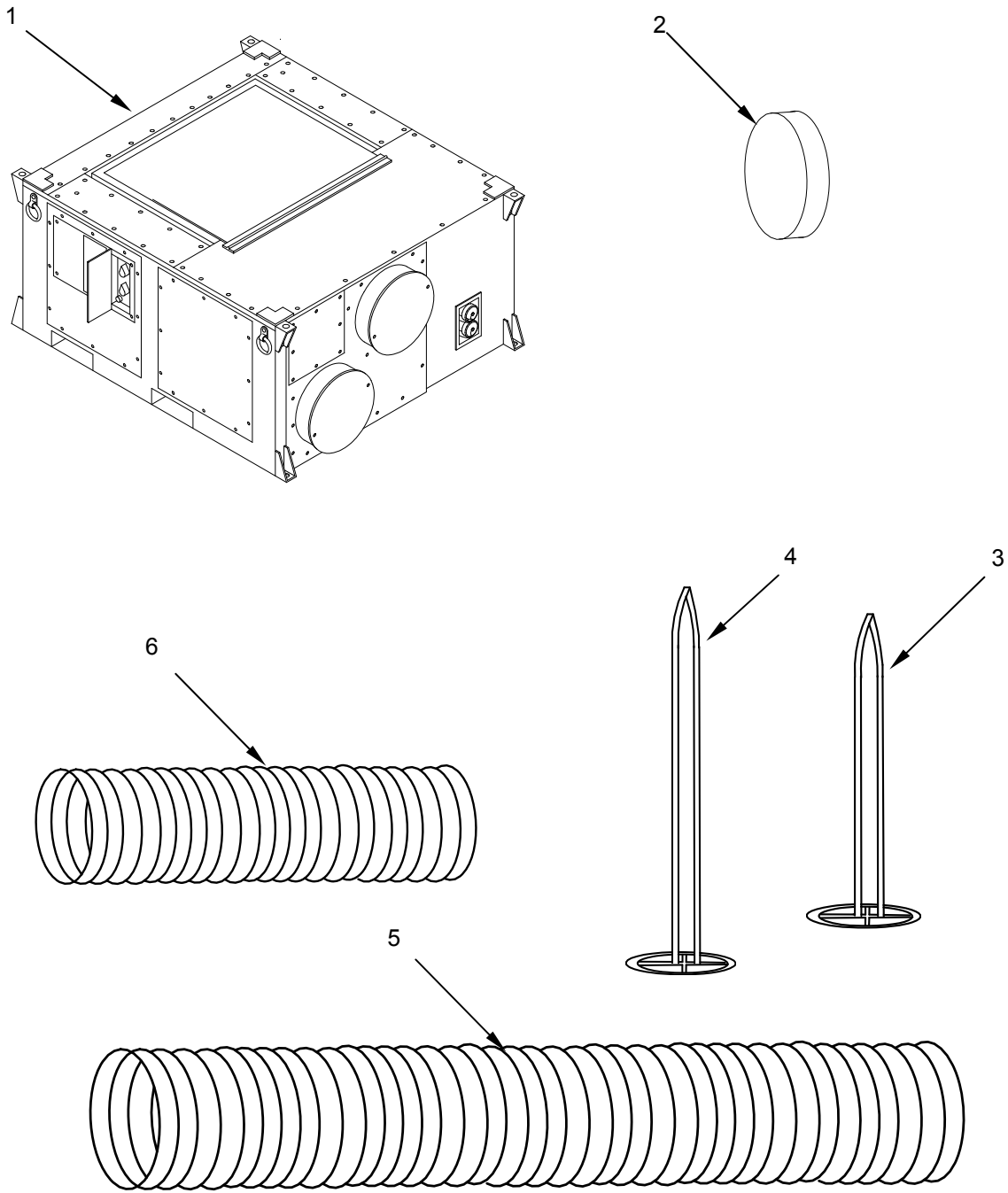


Figure 36. ECU.

(1) ITEM NO.	(2) SMR CODE	(3) NSN	(4) CAGEC	(5) PART NUMBER	(6) DESCRIPTION AND USABLE ON CODE (UOC)	(7) QTY
					GROUP 0505 ECU	
					FIG. 36 ECU	
1	PAOOO	4120-01-432-6408	94833	F60S-11	. AIR CONDITIONER	1
2	PAOZZ	4130-00-415-9392	90598	12057-1	. . COVER, DUST	2
3	XDOZZ		97403	13230E35341	. . DUCT HOLDER 7 FT	2
4	XDOZZ		97403	13230E35342	. . DUCT HOLDER 9 FT	2
5	PAOZZ	4720-00-255-9032	98891	AD1700- A2D009	. . HOSE ASSEMBLY AIR DUCT	2
6	PAOZZ	4720-00-255-9034	98891	AD1700- A2D007	. . HOSE ASSEMBLY AIR DUCT	2
END OF FIGURE						

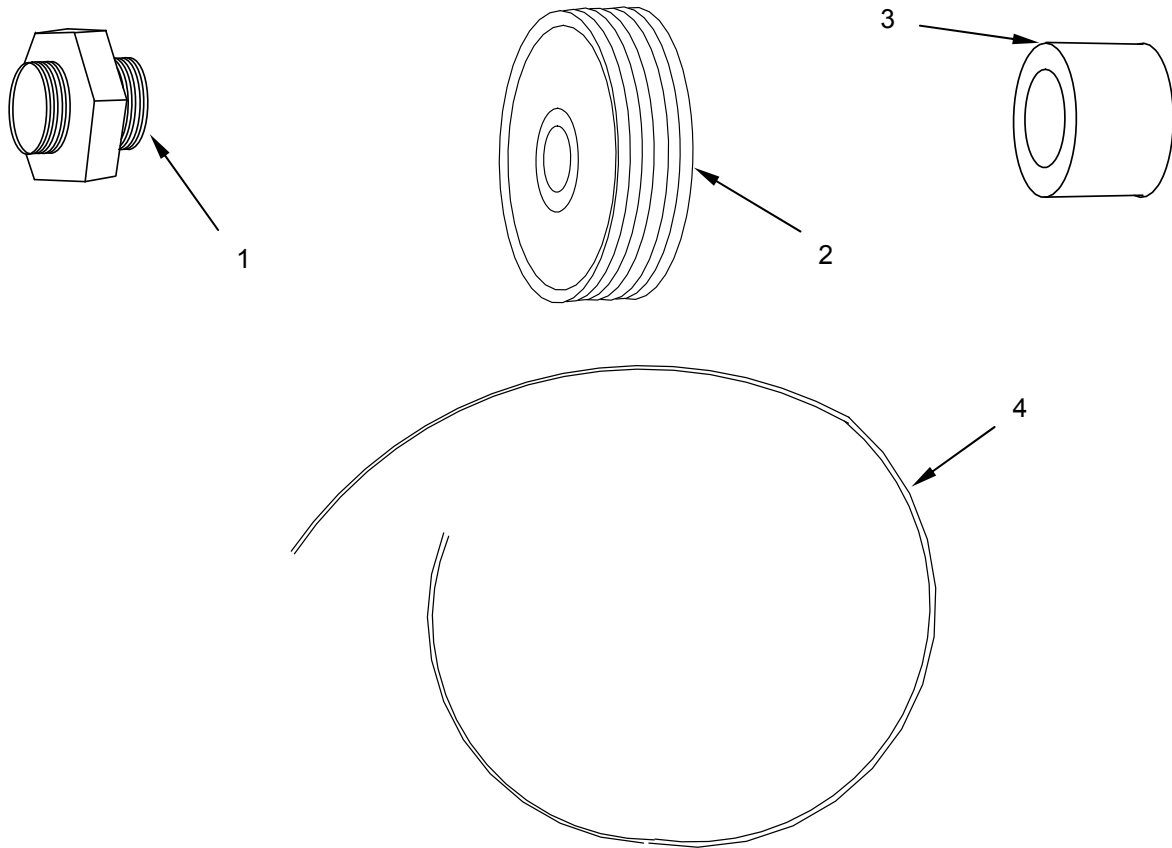


Figure 37. ECU.

(1) ITEM NO.	(2) SMR CODE	(3) NSN	(4) CAGEC	(5) PART NUMBER	(6) DESCRIPTION AND USABLE ON CODE (UOC)	(7) QTY
GROUP 0505 ECU						
FIG. 37 ECU						
1	XDOZZ		97403	13230E578711	.. HOSE ADAPTER DRAIN	4
2	XDOOO		97403	13230E35921	.. PULLEY (50HZ OPERATION)	2
3	PAOZZ	3020-01-333-3045	71956	122051	... BUSHING	2
4	XDOZZ		97403	13230E61452	.. TUBING, SILICONE 15 FT	2
END OF FIGURE						

UNIT AND DIRECT SUPPORT MAINTENANCE

FORCE PROVIDER WATER DISTRIBUTION SUBSYSTEM
 FP MODULE, TAN: NSN 5419-01-473-2297
 FP MODULE, GREEN: NSN 5419-01-473-2294

WATER DISTRIBUTION SUBSYSTEM

REPAIR PARTS LIST

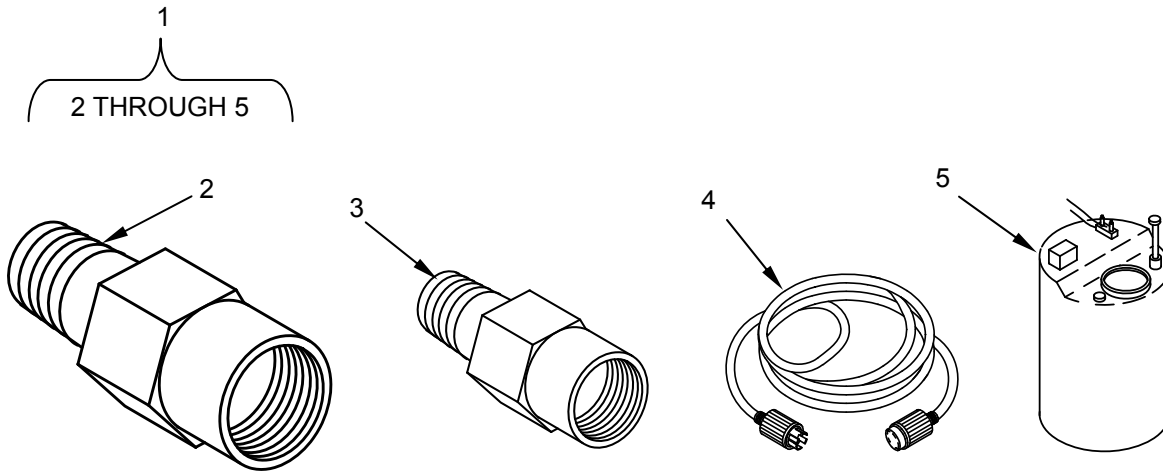


Figure 38. Water Distribution Subsystem.

(1) ITEM NO.	(2) SMR CODE	(3) NSN	(4) CAGEC	(5) PART NUMBER	(6) DESCRIPTION AND USABLE ON CODE (UOC)	(7) QTY
					GROUP 06 WATER DISTRIBUTION SUBSYSTEM	
					FIG. 38 SUBSYSTEM, WATER DISTRIBUTION	
1	XDOZZ		81337	9106901	WATER DISTRIBUTION SUBSYSTEM UOC:FSN	1
1	XDOZZ		81337	9106902	WATER DISTRIBUTION SUBSYSTEM UOC:FSQ	1
2	PAOZZ	4730-01-415-6403	97403	13229E7170	. ADAPTER ASSEMBLY, PLICK DISCONNECTED.....	1
3	PAOZZ	4730-01-415-6420	97403	13229E7195	. ADAPTER, STRAIGHT, HOSE TO BOSS	1
4	PAOZZ	6150-01-413-2235	81337	9-1-0182	. CABLE ASSEMBLY, SPECIAL PURPOSE, ELECTRICAL.....	4
5	PAOZZ	4610-01-435-4884	71229	WAL1031-96	. HYPOCHLORINATION UNIT, WATER PURIFICATION, UNMOUNTED.....	4
END OF FIGURE						

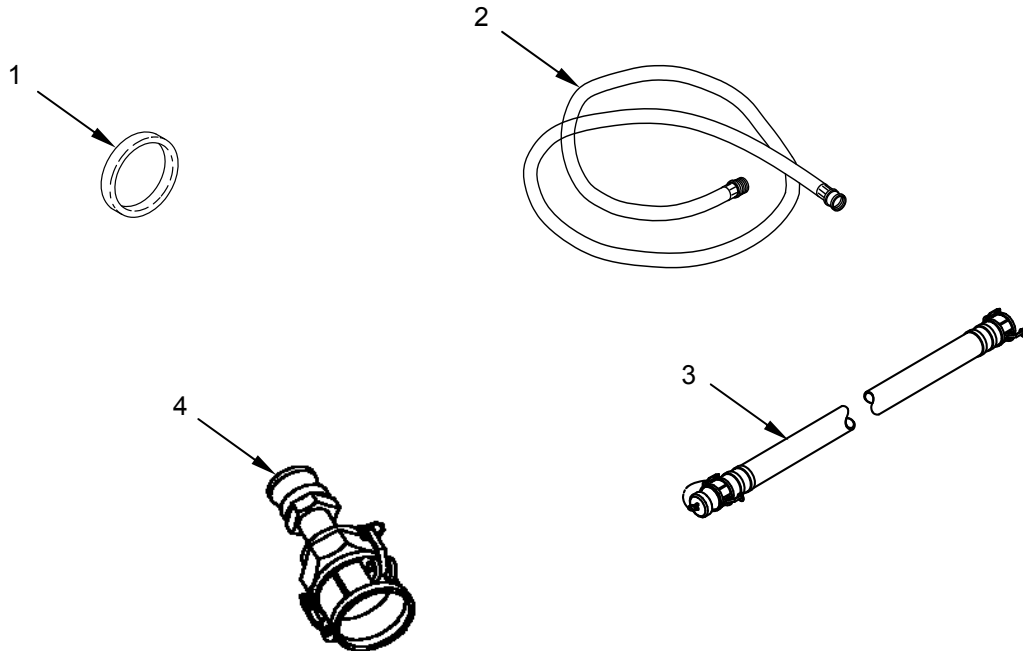


Figure 39. Water Distribution Subsystem.

(1) ITEM NO.	(2) SMR CODE	(3) NSN	(4) CAGEC	(5) PART NUMBER	(6) DESCRIPTION AND USABLE ON CODE (UOC)	(7) QTY
GROUP 06 WATER DISTRIBUTION SUBSYSTEM						
FIG. 39 SUBSYSTEM, WATER DISTRIBUTION						
1	PAOZZ	5330-00-360-0595	58536	AA59326-G5	. GASKET	1
2	PAOZZ	4720-00-729-5334	58536	AA59270B3B	. HOSE ASSEMBLY, NONMETALLIC.....	4
3	XDOZZ		81337	9-1-0781-56	. HOSE ASSEMBLY, 4 INCH X 20 FEET, MALE X FEMALE.....	20
4	PAOZZ	4730-00-889-2382	58536	AA59326X114	. REDUCER, QUICK DISCONNECT.....	2
END OF FIGURE						

UNIT AND DIRECT SUPPORT MAINTENANCE

FORCE PROVIDER WATER DISTRIBUTION SUBSYSTEM
 FP MODULE, TAN: NSN 5419-01-473-2297
 FP MODULE, GREEN: NSN 5419-01-473-2294

20,000-GALLON POTABLE (TYPE I) WATERTANK

REPAIR PARTS LIST

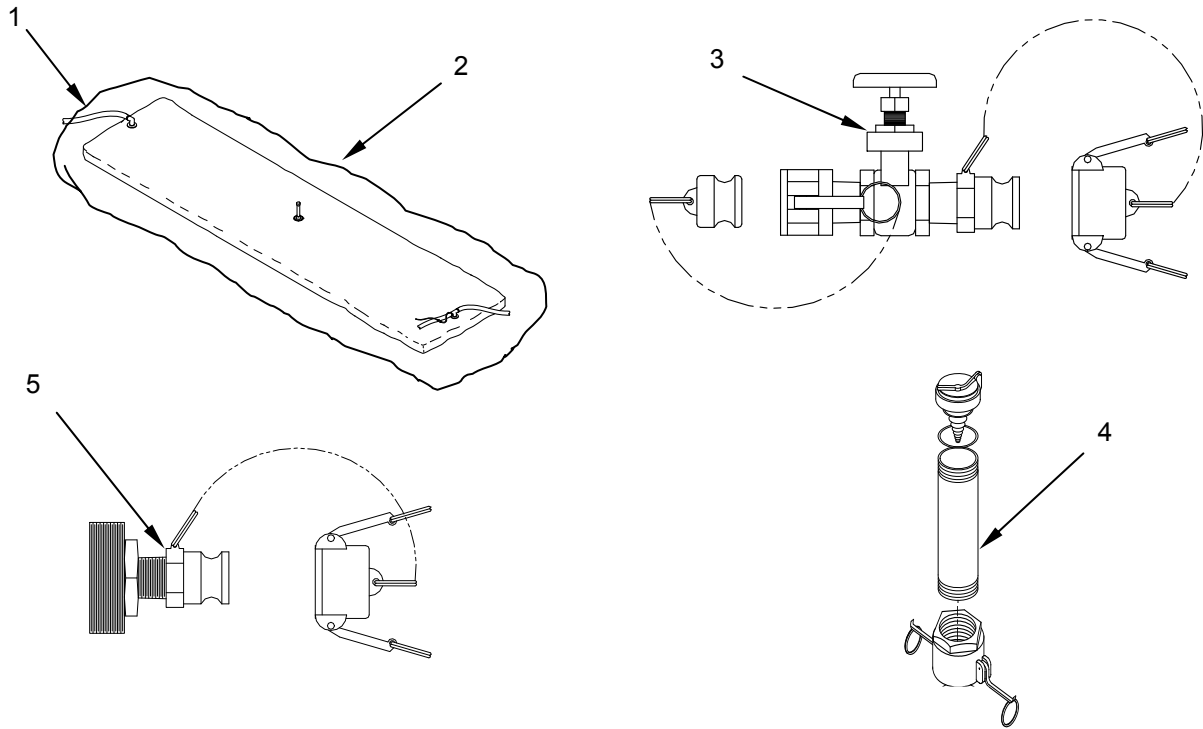


Figure 40. 20,000-Gallon Potable (Type I) Water Tank.

(1) ITEM NO.	(2) SMR CODE	(3) NSN	(4) CAGEC	(5) PART NUMBER	(6) DESCRIPTION AND USABLE ON CODE (UOC)	(7) QTY
					GROUP 0601 20,000-GALLON TANK	
					FIG. 40 20,000-GALLON POTABLE (TYPE I) WATER TANK	
1	XDOZZ		81337	LP/P/DES 2-96	. TANK, FABRIC.....	4
2	XDOZZ		66618	8001229000	. . CLOTH, GROUND 20,000 GALLON TANK.....	4
3	XDOZZ		81337	9-1-0500	. . ASSEMBLY, VALVE 1 ½ INCH FEMALE X MALE	8
4	XDOZZ		66618	8600000228	. . VENT TUBE ASSEMBLY, 2 INCH.....	4
5	XDOZZ		81337	9-1-0504	. . OUTPUT ASSEMBLY, 1 ½ INCH.....	4
END OF FIGURE						

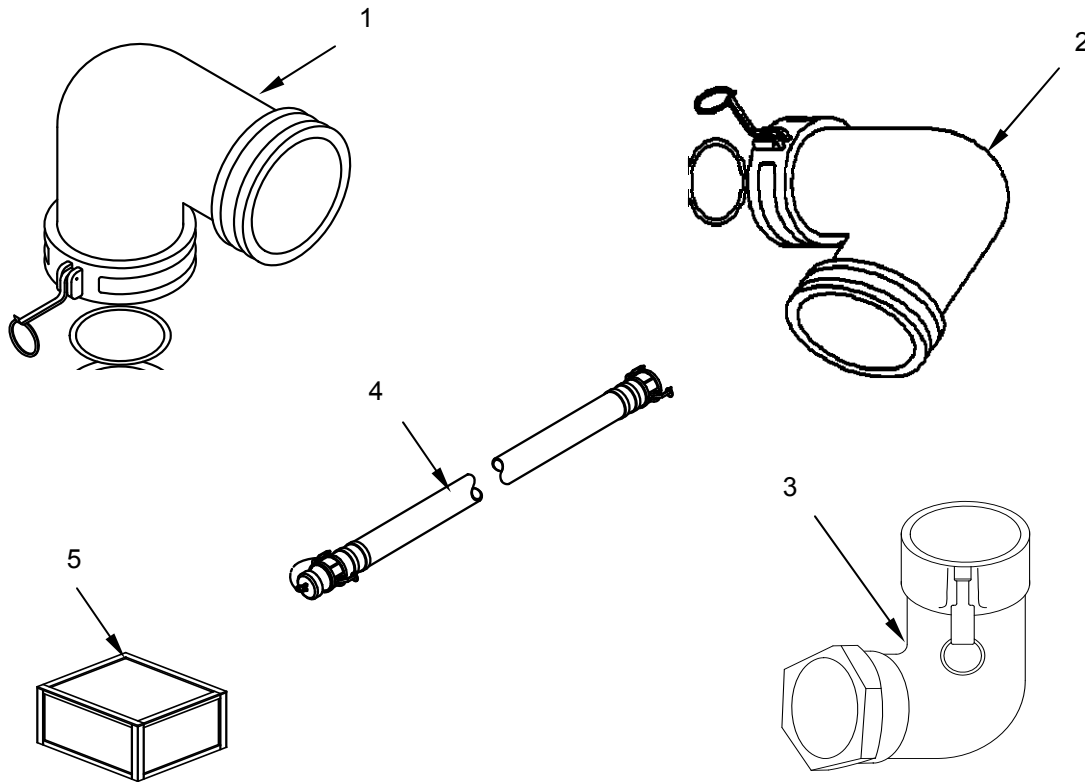


Figure 41. 20,000-Gallon Potable (Type I) Water Tank.

(1)	(2)	(3)	(4)	(5)	(6)	(7)
ITEM NO.	SMR CODE	NSN	CAGEC	PART NUMBER	DESCRIPTION AND USABLE ON CODE (UOC)	QTY
					GROUP 0601 20,000-GALLON TANK	
					FIG. 41 20,000-GALLON POTABLE (TYPE I) WATER TANK	
1	XDOZZ		66618	8600000382	.. FITTING, ELBOW, OUTPUT 90 DEGREE, QDISC, CAM LOCK, 1 1/2 INCH F X M	4
2	XDOZZ		66618	1001020	.. FITTING, ELBOW, OUTPUT 90 DEGREE, QDISC, CAM LOCK, 4 INCH FEMALE X MALE	4
3	XDOZZ		66618	1001019	.. INPUT ELBOW, 90 DEGREE, QDISC, CAM LOCK, 4 INCH F X F	4
4	PAOZZ	4720-01-438-7649	97403	13225E9135-10	.. HOSE ASSEMBLY, NONMETALLIC...	4
5	XDOZZ		66618	8600000265	.. KIT, EMERGENCY REPAIR.....	4
END OF FIGURE						

UNIT AND DIRECT SUPPORT MAINTENANCE

FORCE PROVIDER WATER DISTRIBUTION SUBSYSTEM
 FP MODULE, TAN: NSN 5419-01-473-2297
 FP MODULE, GREEN: NSN 5419-01-473-2294

CONTAINERIZED SHOWER PUMP ASSEMBLY

REPAIR PARTS LIST

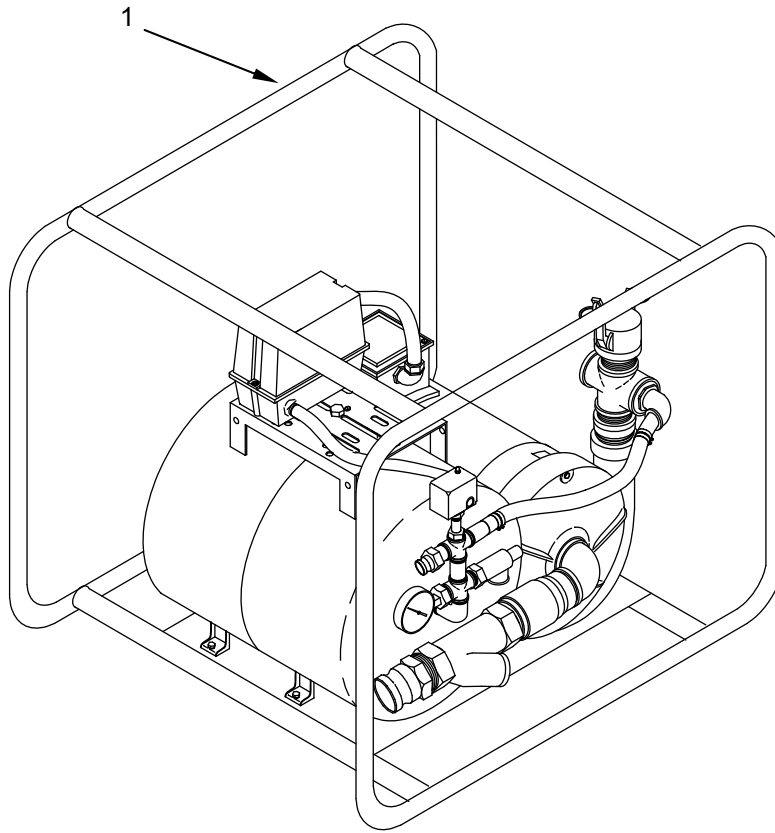


Figure 42. Containerized Shower Pump Assembly.

(1) ITEM NO.	(2) SMR CODE	(3) NSN	(4) CAGEC	(5) PART NUMBER	(6) DESCRIPTION AND USABLE ON CODE (UOC)	(7) QTY
					GROUP 0602 WATER DISTRIBUTION PUMP	
					FIG. 42 CONTAINERIZED SHOWER PUMP ASSEMBLY	
1	PAOZZ	4320-01-245-6936	81337	6-1-9932	PUMP UNIT CENTRIFUGAL.....	4
END OF FIGURE						

UNIT AND DIRECT SUPPORT MAINTENANCE

FORCE PROVIDER WATER DISTRIBUTION SUBSYSTEM
 FP MODULE, TAN: NSN 5419-01-473-2297
 FP MODULE, GREEN: NSN 5419-01-473-2294

400-GAL POTABLE WATER TANK TRAILER

REPAIR PARTS LIST

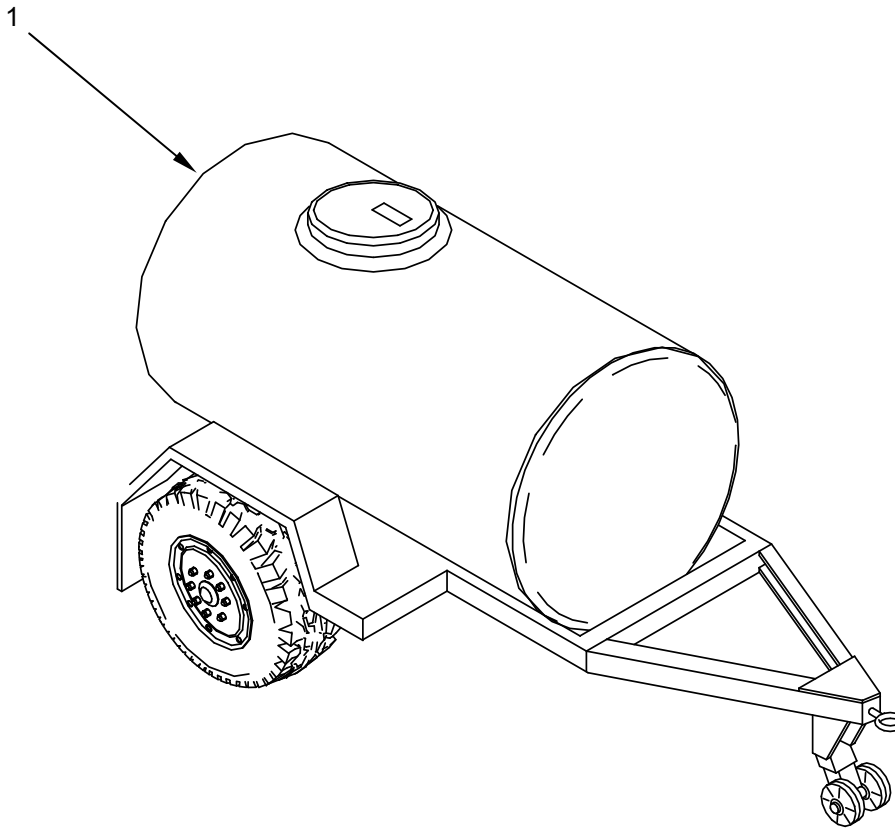


Figure 43. 400-Gal Potable Water Tank Trailer

(1) ITEM NO.	(2) SMR CODE	(3) NSN	(4) CAGEC	(5) PART NUMBER	(6) DESCRIPTION AND USABLE ON CODE (UOC)	(7) QTY
					GROUP 0603 M149A2 WATER TRAILER	
					FIG. 43 400-GAL POTABLE WATER TANK TRAILER	
1	PAOZZ	2330-01-108-7367	19207	8750052	. TRAILER, TANK.....	4
END OF FIGURE						

UNIT AND DIRECT SUPPORT MAINTENANCE

**FORCE PROVIDER POTABLE WATER DISTRIBUTION SUBSYSTEM
FP MODULE, TAN: NSN 5419-01-473-2297
FP MODULE, GREEN: NSN 5419-01-473-2294**

WATER VALVES, TEES, AND HOSES

REPAIR PARTS LIST

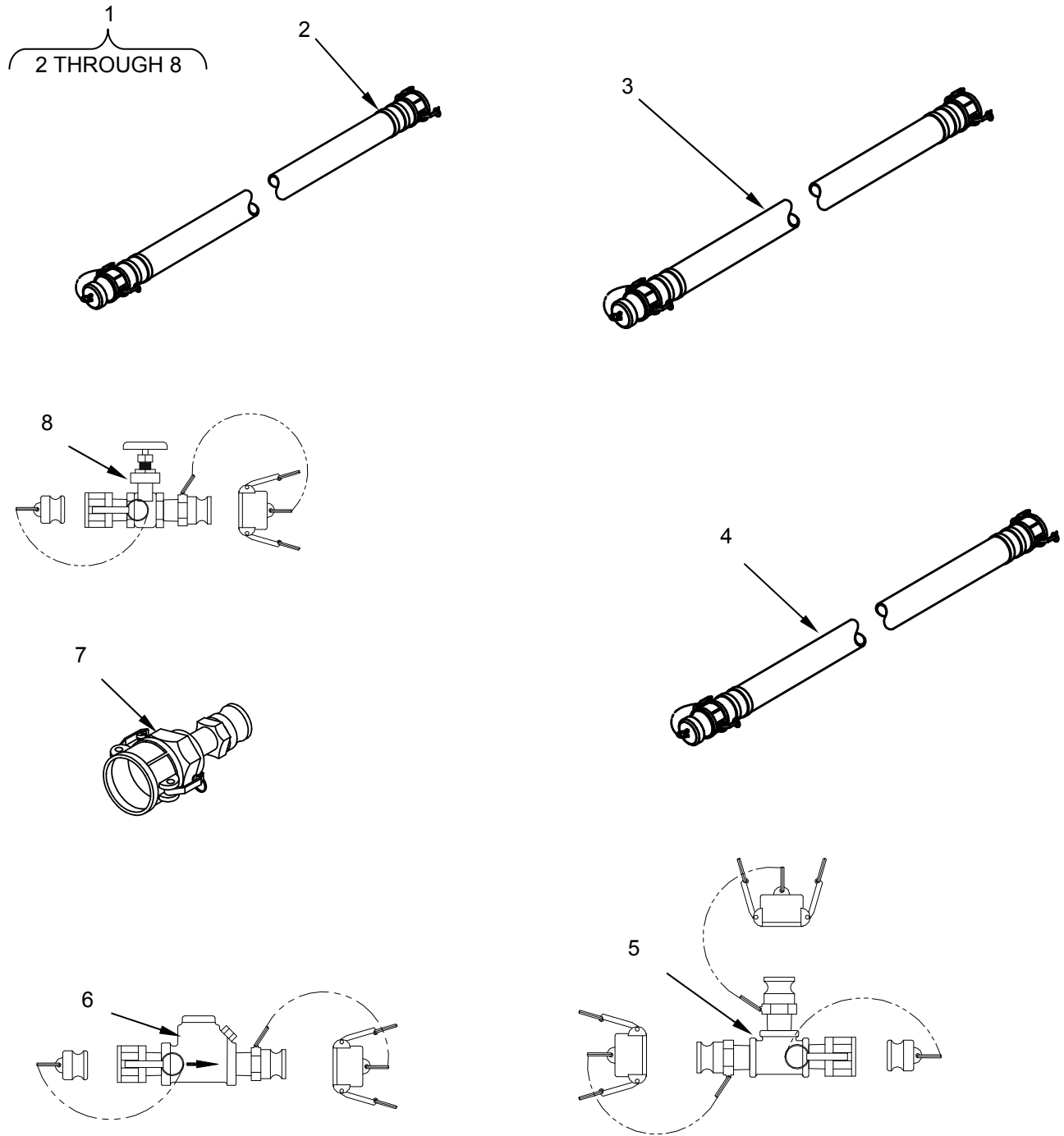


Figure 44. Water Valves, Tees, and Hoses (Accessory Kit, Pump Unit).

(1)	(2)	(3)	(4)	(5)	(6)	(7)
ITEM NO.	SMR CODE	NSN	CAGEC	PART NUMBER	DESCRIPTION AND USABLE ON CODE (UOC)	QTY
					GROUP 0604 VALVES, TEES, AND HOSES	
					FIG. 44 WATER VALVES, TEES, AND HOSES (ACCESSORY KIT, PUMP UNIT)	
1	PAOZZ	4320-01-435-4873	81337	9-1-0528	. ACCESSORY KIT, PUMP UNIT.....	1
2	XDOZZ		81337	9-1-0781-36	.. ASSEMBLY, HOSE 1 ½ INCH X 20 FEET, FEMALE X MALE.....	8
3	XDOZZ		81337	9-1-0781-34	.. ASSEMBLY, HOSE 1 ½ INCH X 10 FEET, FEMALE X MALE.....	2
4	XDOZZ		81337	9-1-0781-93	.. ASSEMBLY, HOSE 1 ½ INCH X 15 FEET, FEMALE X FEMALE	2
5	XDOZZ		81337	9-1-0501	.. ASSEMBLY, TEE QDISC, CAMLOCK, 1 ½ INCH, MALE X FEMALE X MALE	2
6	XDOZZ		81337	9-1-0520	.. VALVE, CHECK 1 ½ INCH.....	2
7	PAOZZ	4730-00-951-3295	58536	AA59326/12-3-A-2	.. REDUCER, QUICK DISCONNECT	4
8	XDOZZ		81337	9-1-0500	.. ASSEMBLY, VALVE 1 ½ INCH FEMALE X MALE	4
END OF FIGURE						

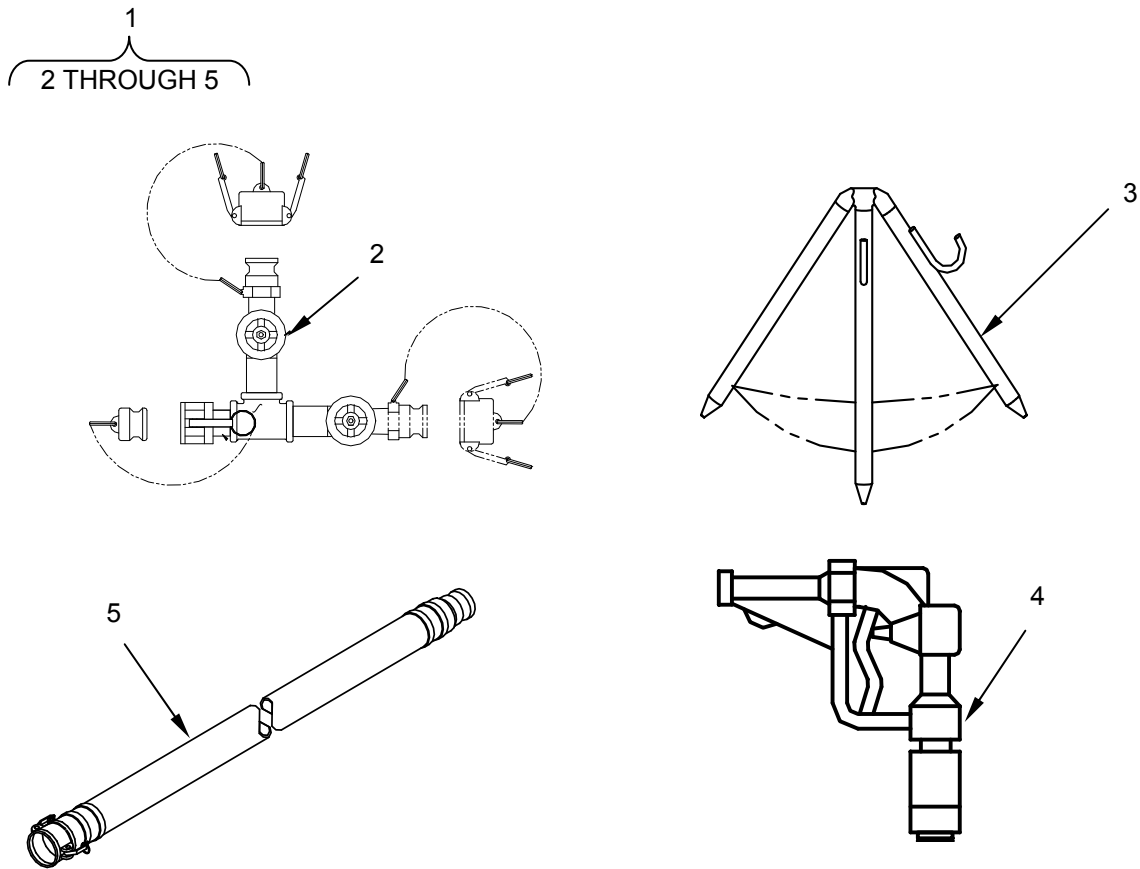


Figure 45. Water Valves, Tees, and Hoses (Connection Kit, Nozzle, Large).

(1) ITEM NO.	(2) SMR CODE	(3) NSN	(4) CAGEC	(5) PART NUMBER	(6) DESCRIPTION AND USABLE ON CODE (UOC)	(7) QTY
					GROUP 0604 VALVES, TEES, AND HOSES	
					FIG. 45 WATER VALVES, TEES, AND HOSES (CONNECTION KIT, NOZZLE, LARGE)	
1	XDOZZ		81337	9-1-0799	. CONNECTION KIT, NOZZLE, LARGE ...	4
2	XDOZZ		81337	9-1-0503	. . RECIRCULATION TEE ASSEMBLY	1
3	PAOZZ	4520-01-465-4430	92878	106369	. . HEATER, CAN STAND	1
4	PAOZZ	4610-01-440-6834	97403	13229E7168	. . ASSEMBLY, NOZZLE, WATER.....	1
5	XDOZZ		81337	9-1-0781-36	. . HOSE ASSEMBLY, QDISC CAM LOCK 1 1/2 INCH X 20 FEET MALE X FEMALE.....	2
END OF FIGURE						

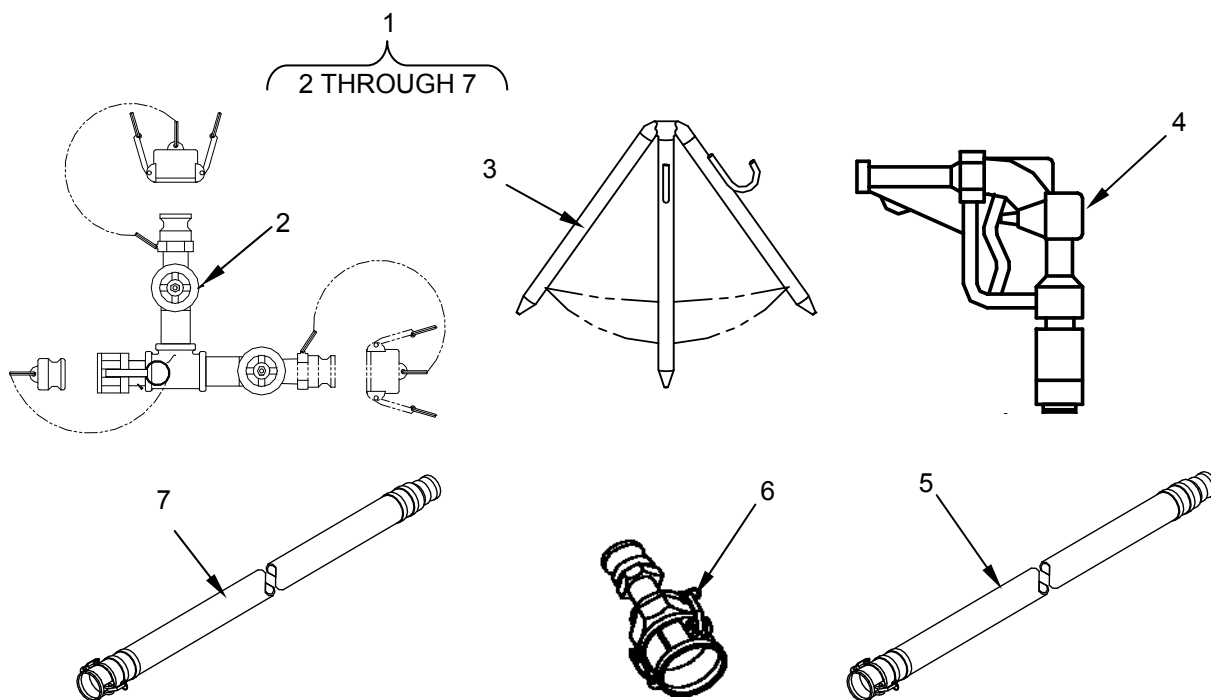


Figure 46. Water Valves, Tees, and Hoses (Connection Kit, Nozzle, Small).

(1) ITEM NO.	(2) SMR CODE	(3) NSN	(4) CAGEC	(5) PART NUMBER	(6) DESCRIPTION AND USABLE ON CODE (UOC)	(7) QTY
					GROUP 0604 VALVES, TEES, AND HOSES	
					FIG. 46 WATER VALVES, TEES, AND HOSES) CONNECTION KIT, NOZZLE, SMALL	
1	XDOZZ		81337	9-1-0798	. CONNECTION KIT, NOZZLE, SMALL....	4
2	XDOZZ		81337	9-1-0503	. . RECIRCULATION TEE ASSEMBLY	1
3	PAOZZ	4520-01-465-4430	92878	106369	. . HEATER, CAN STAND	1
4	PAOZZ	4610-01-440-6834	97403	13229E7168	. . ASSEMBLY, NOZZLE, WATER.....	1
5	XDOZZ		81337	9-1-0781-36	. . HOSE ASSEMBLY, CAM LOCK, 1 ½ INCH X 20 FEET, MALE X FEMALE.....	2
6	PAOZZ	4730-00-889-2382	58536	AA59326X114	. . REDUCER, QUICK DISCONNECT.....	1
7	XDOZZ		81337	9-1-0781-24	. . HOSE ASSEMBLY QDISC, CAM LOCK, 1 INCH X 10 FEET MALE X FEMALE.....	4
END OF FIGURE						

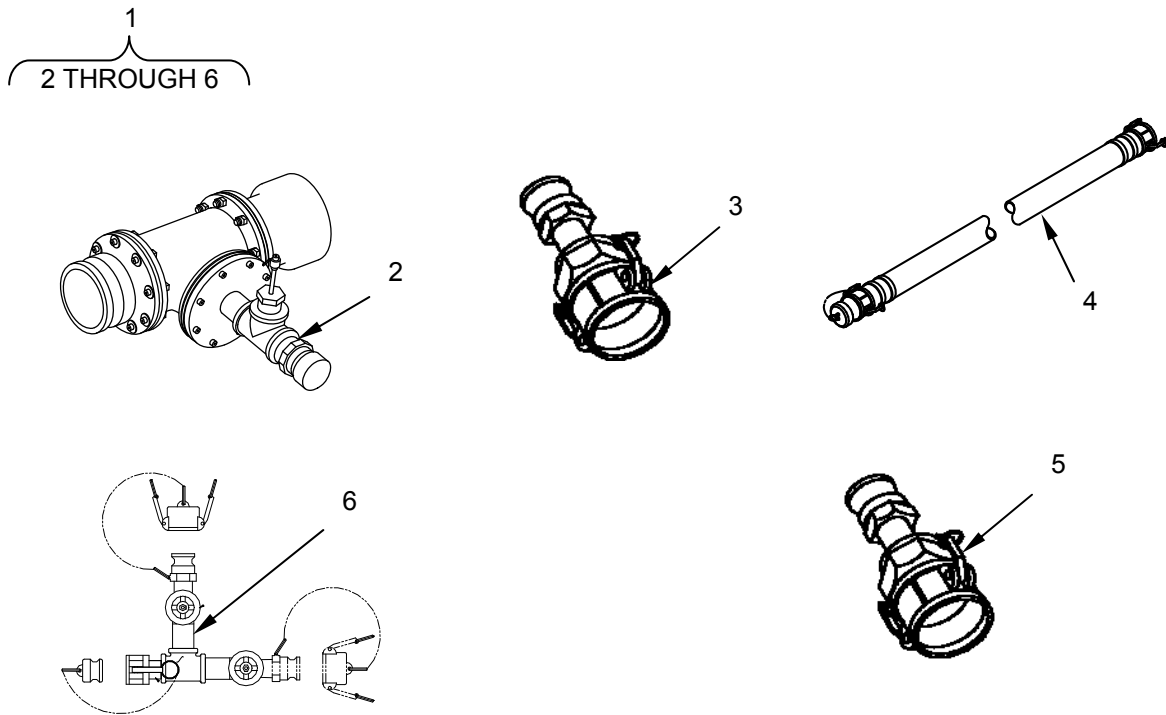


Figure 47. Water Valves, Tees, and Hoses (Tank Connection Kit).

(1) ITEM NO.	(2) SMR CODE	(3) NSN	(4) CAGEC	(5) PART NUMBER	(6) DESCRIPTION AND USABLE ON CODE (UOC)	(7) QTY
					GROUP 0604 VALVES, TEES, AND HOSES	
					FIG. 47 WATER VALVES, TEES, AND HOSES (TANK CONNECTION KIT)	
1	PAOZZ	5430-01-435-4882	81337	9-1-0530	. TANK LIQUID STORAGE	4
2	XDOZZ		81337	9-1-0792	. . ASSEMBLY, TEE, HYPOCHLORINATOR	1
3	PAOZZ	4730-01-432-4746	96906	AA59326/12-7-B-2	. . REDUCER, QUICK DISCONNECT	1
4	XDOZZ		81337	9-1-0781-94	. . ASSEMBLY, HOSE 1 ½ INCH X 20 FEET, FEMALE X FEMALE	2
5	XDOZZ		96906	MS4900020	. . REDUCER, QDISC, CAM LOCK, 2 INCH FEMALE X 4 INCH MALE	1
6	XDOZZ		81337	9-1-0503	. . RECIRCULATION TEE ASSEMBLY	1
END OF FIGURE						

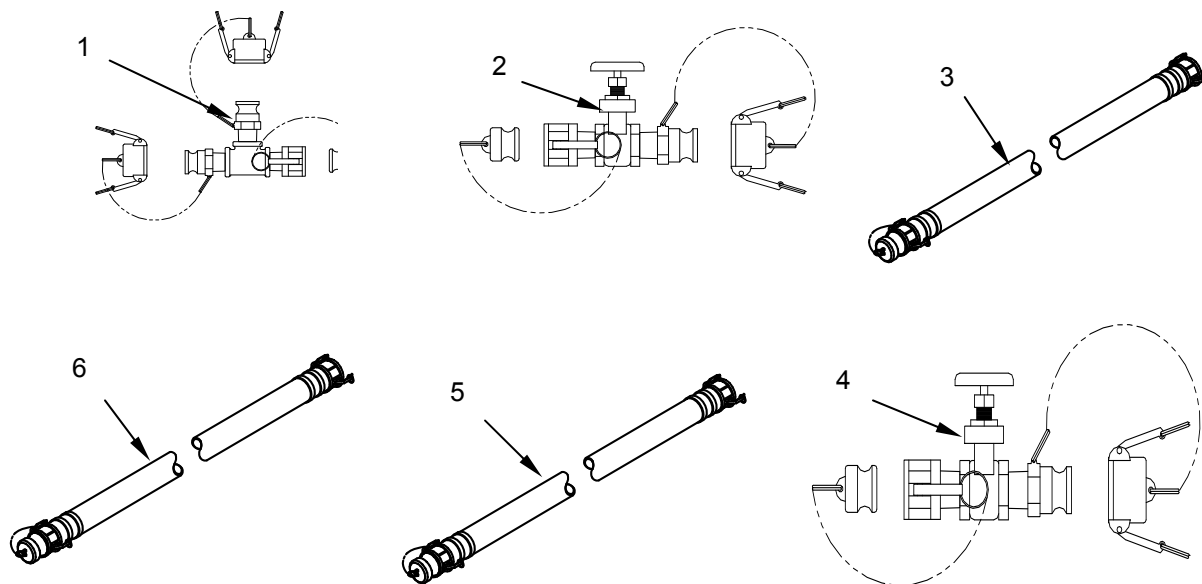


Figure 48. Water Valves, Tees, and Hoses (Tank Connection Kit – Continued).

(1) ITEM NO.	(2) SMR CODE	(3) NSN	(4) CAGEC	(5) PART NUMBER	(6) DESCRIPTION AND USABLE ON CODE (UOC)	(7) QTY
					GROUP 0604 VALVES, TEES, AND HOSES	
					FIG. 48 WATER VALVES, TEES, AND HOSES (TANK CONNECTION KIT)	
1	XDOZZ		81337	9-1-0501	.. ASSEMBLY, TEE CAM LOCK, 1 1/2 INCH M X F X M.....	1
2	XDOZZ		81337	9-1-0500	.. ASSEMBLY, VALVE 1 1/2 INCH FEMALE X MALE.....	2
3	XDOZZ		81337	9-1-0781-56	.. HOSE ASSEMBLY, CAM LOCK, 4 INCH X 20 FEET F X M	1
4	PAOZZ	4820-01-445-1679	19207	13230E5342	.. VALVE GATE.....	1
5	XDOZZ		81337	9-1-0781-36	.. HOSE ASSEMBLY, CAM LOCK, 1 1/2 IN X 20 FT, M X F	15
6	XDOZZ		81337	9-1-0781-54	.. HOSE ASSEMBLY, 4 INCH X 10 FEET, MALE X FEMALE.....	1
END OF FIGURE						

UNIT AND DIRECT SUPPORT MAINTENANCE

FORCE PROVIDER FUEL DISTRIBUTION SUBSYSTEM

FP MODULE, TAN: NSN 5419-01-473-2297

FP MODULE, GREEN: NSN 5419-01-473-2294

FUEL STORAGE AND DISTRIBUTION SUBSYSTEM

REPAIR PARTS LIST

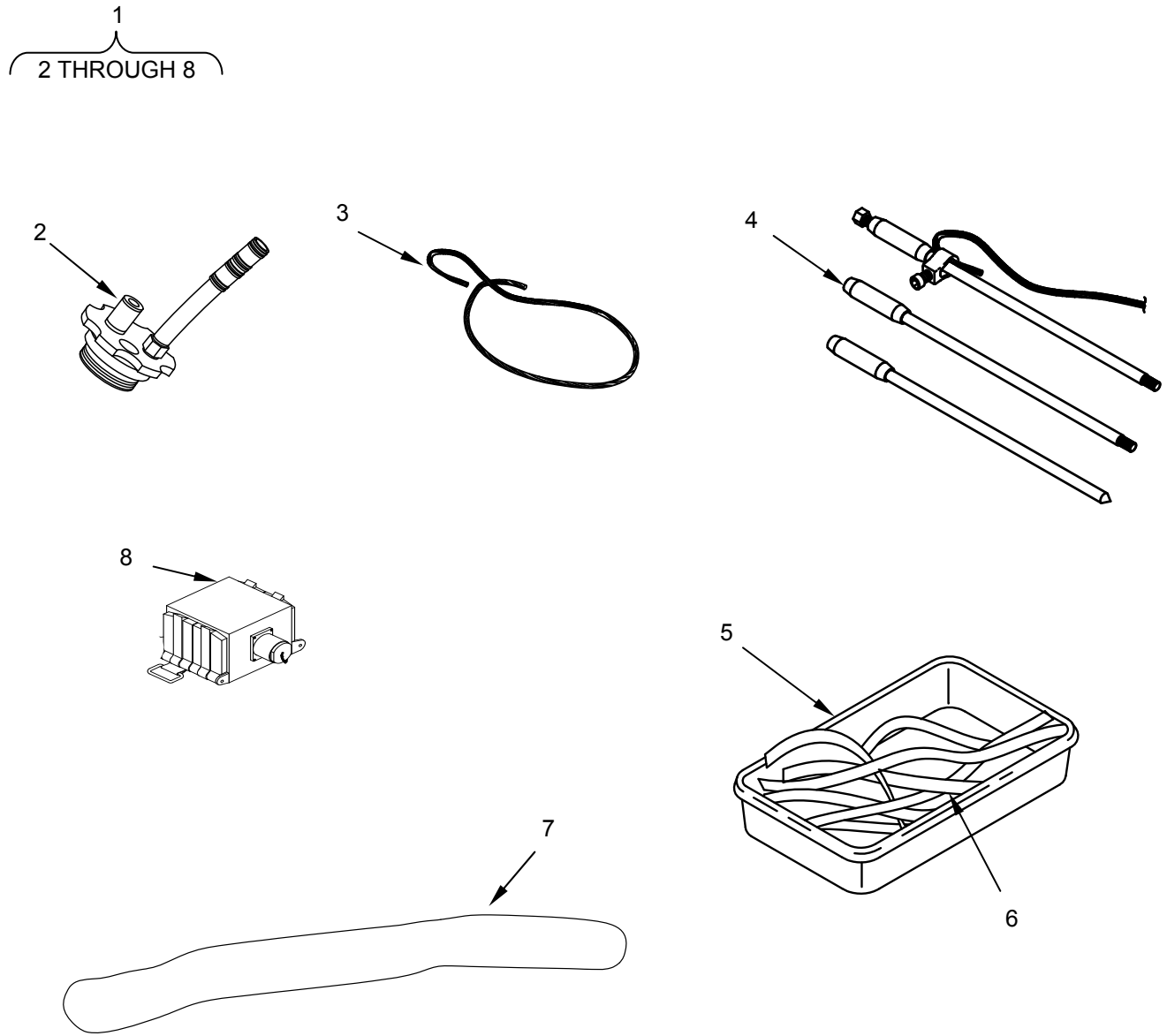


Figure 49. Fuel Storage and Distribution Subsystem.

(1)	(2)	(3)	(4)	(5)	(6)	(7)
ITEM NO.	SMR CODE	NSN	CAGEC	PART NUMBER	DESCRIPTION AND USABLE ON CODE (UOC)	QTY
					GROUP 07 FUEL DISTRIBUTION SUBSYSTEM	
					FIG. 49 SUBSYSTEM, FUEL STORAGE AND DISTRIBUTION	
1	XCDDD		81337	9-1-0691-1	FUEL STORAGE AND DISTIBUTION, GREEN UOC:FSN	1
1	XCDDD		81337	9-1-0691-2	FUEL STORAGE AND DISTIBUTION, TAN UOC:FSQ	1
2	PAOZZ	7240-00-177-6154	19207	11677020	. SPOUT, CAN, FLEXIBLE.....	25
3	PAOZZ	6150-01-392-4191	97403	13220E1127-1	. LEAD, ELECTRICAL.....	12
4	PAOZZ	5975-00-878-3791	58536	AA55804-3B9FT	. ROD, GROUND	8
5	PAOZZ	7930-01-316-6008	1JA49	2410PP	. ABSORBENT MATERIAL, OIL AND WATER	2
6	PAOOO	7930-00-269-1272	80244	7930-00-269-1272	. ABSORBENT MATERIAL, OIL AND WATER	8
7	PAOOO	9330-01-281-0337	5F182	8INX10FT	. BOOM, SPILL CONTAINMENT, HAZARDOUS MATERIAL.....	2
8	PAOOO	6150-01-251-9125	97403	13225E7040	. RECEPTACLE GROUP	2
END OF FIGURE						

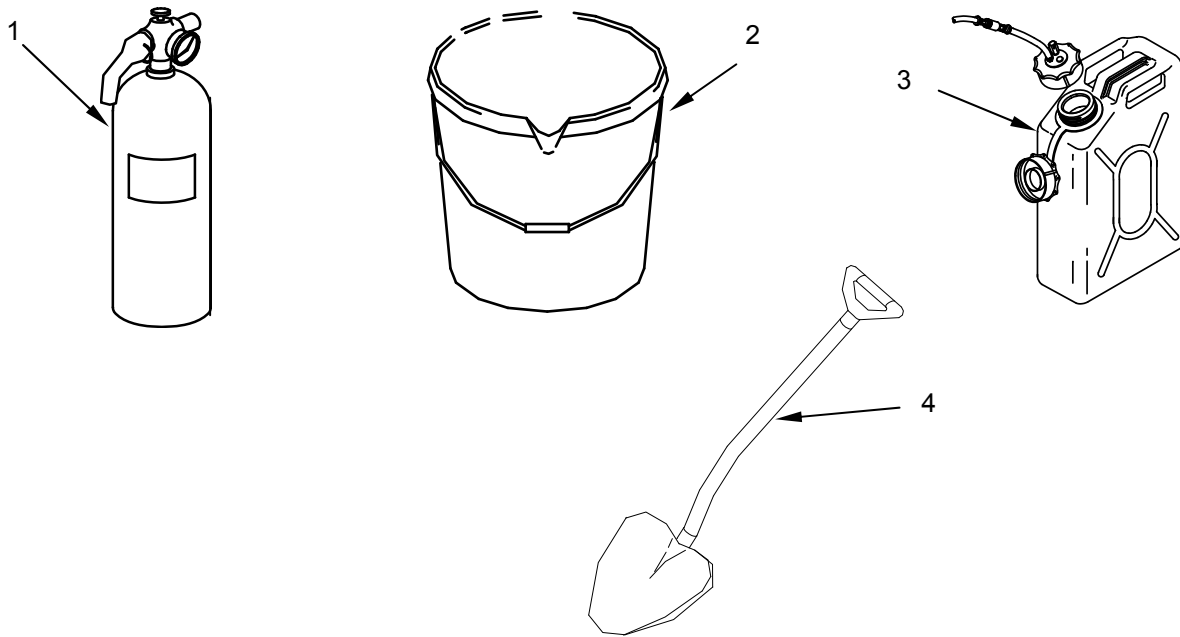


Figure 50. Fuel Storage and Distribution Subsystem.

(1)	(2)	(3)	(4)	(5)	(6)	(7)
ITEM NO.	SMR CODE	NSN	CAGEC	PART NUMBER	DESCRIPTION AND USABLE ON CODE (UOC)	QTY
					GROUP 07 FUEL DISTRIBUTION SUBSYSTEM	
					FIG. 50 SUBSYSTEM, FUEL STORAGE AND DISTRIBUTION	
1	PAOZZ	4210-00-889-2492	58536	AA393-AID	. EXTINGUISHER, FIRE	4
2	PAOZZ	8110-01-143-4864	05668	C-6274-25	. PAIL, SHIPPING AND STORAGE	4
3	PAOOO	7240-01-337-5269	58536	CIDA-A-59592	. CAN, MILITARY UOC:FSN	25
3	PAOOO	7240-01-337-5268	81349	CIDA-A-59592	. CAN, MILITARY UOC:FSQ.....	25
4	PAOZZ	5120-00-293-3336	80244	5120-00-293-3336	. SHOVEL, HAND	2
END OF FIGURE						

UNIT AND DIRECT SUPPORT MAINTENANCE

FORCE PROVIDER FUEL DISTRIBUTION SUBSYSTEM

FP MODULE, TAN: NSN 5419-01-473-2297

FP MODULE, GREEN: NSN 5419-01-473-2294

FORCE PROVIDER FUEL SYSTEM (FPFS)

REPAIR PARTS LIST

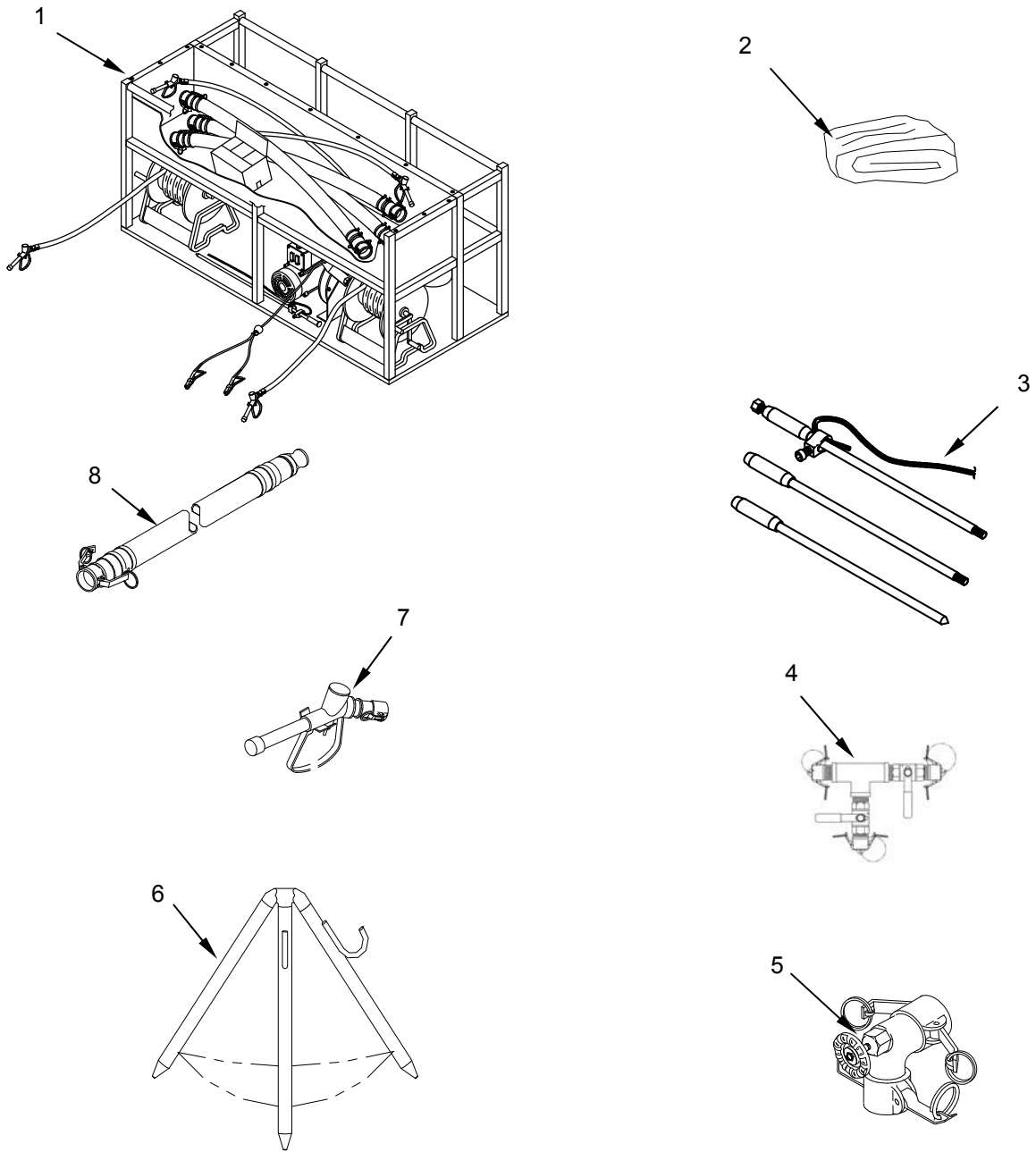


Figure 51. Force Provider Fuel System (FPFS).

(1)	(2)	(3)	(4)	(5)	(6)	(7)
ITEM NO.	SMR CODE	NSN	CAGEC	PART NUMBER	DESCRIPTION AND USABLE ON CODE (UOC)	QTY
					GROUP 0701 FPFS	
					FIG. 51 FORCE PROVIDER FUEL SYSTEM (FPFS)	
1	XDOOO		81337	9-1-0561-1	. FUEL SYSTEM, FORCE PROVIDER, GREEN UOC:FSN	1
1	XDOOO		81337	9-1-0561-2	. FUEL SYSTEM, FORCE PROVIDER, TAN UOC:FSQ	1
2	XDOZZ		81337	910628-1	. . COVER, FUEL SYSTEM, FORCE PROVIDER (GREEN) UOC:FSN	1
2	XDOZZ		81337	910628-2	. . COVER, FUEL SYSTEM, FORCE PROVIDER (TAN) UOC:FSQ	1
3	PAOZZ	5975-00-878-3791	58536	AA55804-3B 9FT	. . ROD, GROUND	1
4	XDOZZ		81337	9-1-0593-1	. . FUEL DISTRIBUTION TEE ASSEMBLY	1
5	XDOZZ		1DFD0	5060-2	. . VALVE ASSEMBLY, BALL, 2-IN	2
6	PAOZZ	4930-01-120-7426	97403	13225E9140	. . STAND ASSEMBLY, DISTRIBUTION NOZZLE	1
7	XDOZZ		81337	9106291	. . NOZZLE, FUEL, FORCE PROVIDER FUEL SYSTEM	2
8	XDOZZ		81337	9105911	. . HOSE ASSEMBLY, QDISC	6
END OF FIGURE						

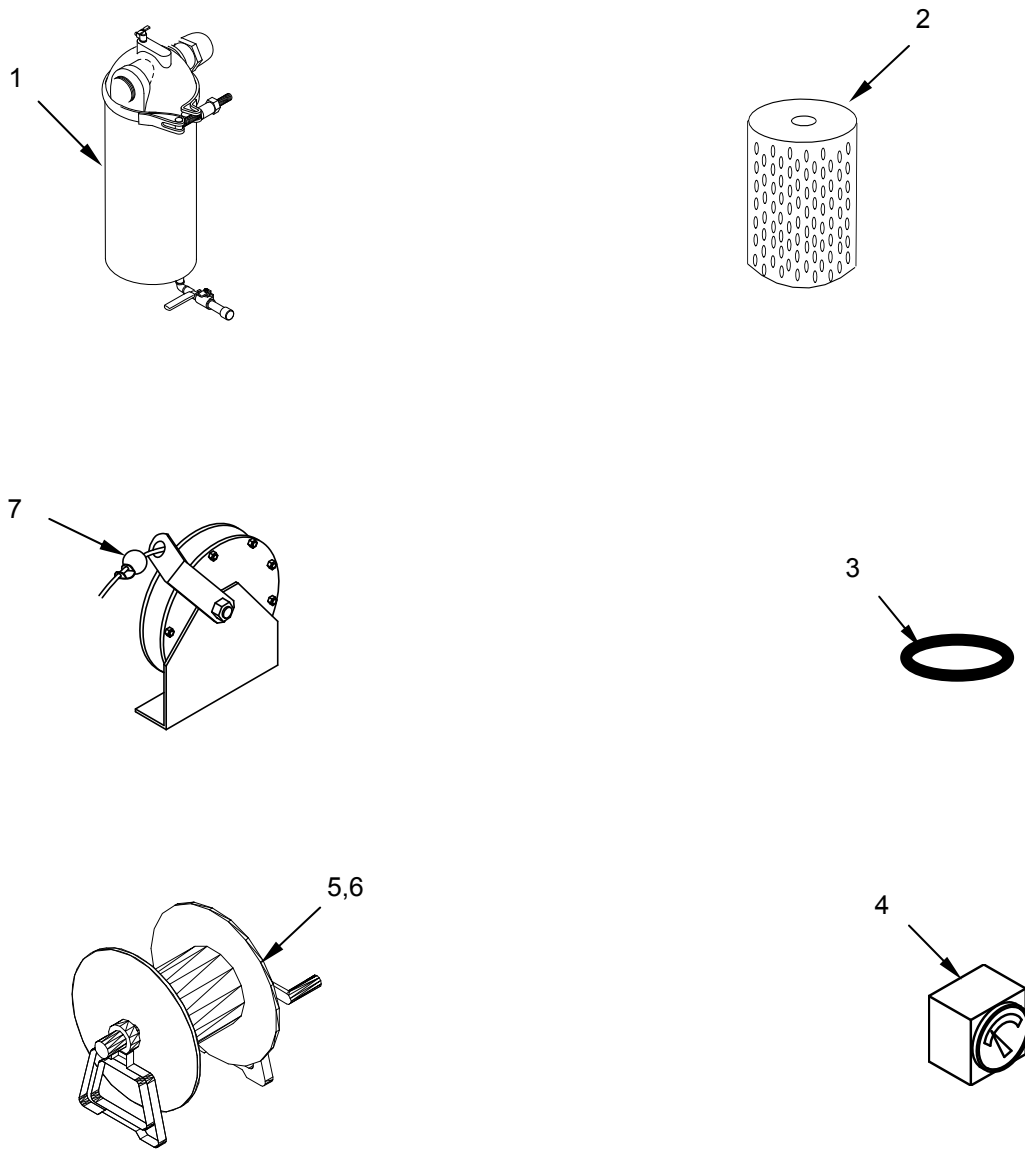


Figure 52. Force Provider Fuel System (FPFS) (Fuel Pump Assembly).

(1)	(2)	(3)	(4)	(5)	(6)	(7)
ITEM NO.	SMR CODE	NSN	CAGEC	PART NUMBER	DESCRIPTION AND USABLE ON CODE (UOC)	QTY
					GROUP 0701 FPFS	
					FIG. 52 FORCE PROVIDER FUEL SYSTEM (FPFS) (FUEL PUMP ASSEMBLY)	
1	XDOOO		81337	9106521	.. FILTER HOUSING	2
2	PAOZZ	4330-01-474-0224	52151	010-0001-030	.. FUEL ELEMENT, FLUID	2
3	XDOZZ		13573	G0986	.. FUEL FILTER O-RING	2
4	PAOZZ	6685-01-480-5917	13573	10678	.. GAUGE, DIFFERENTIAL, DIAL INDICATING	1
5	XDOZZ		81337	9106541	.. HOSE REEL, LEFT	1
6	XDOZZ		81337	9106542	.. REEL, HOSE, RIGHT	1
7	XDOZZ		32218	9106561	.. GROUND REEL	1
END OF FIGURE						



Figure 53. Force Provider Fuel System (FPFS) (Fuel Pump).

(1) ITEM NO.	(2) SMR CODE	(3) NSN	(4) CAGEC	(5) PART NUMBER	(6) DESCRIPTION AND USABLE ON CODE (UOC)	(7) QTY
GROUP 0701 FPFS						
FIG. 53 FORCE PROVIDER FUEL SYSTEM (FPFS) (FUEL PUMP)						
1	XDOZZ		81337	9-1-0655-1	.. PUMP AND MOTOR ASSEMBLY.....	1
2	XDOZZ		1F6V9	3W477	.. POWER CABLE 10 FT.....	1
3	XDOZZ		25759	07401089	... STRAIN RELIEF.....	1
4	PAOZZ	5935-00-114-8833	96906	MS90556C3241 2P	... CONNECTOR, PLUG, ELECTRICAL.....	1
END OF FIGURE						

UNIT AND DIRECT SUPPORT MAINTENANCE

FORCE PROVIDER FUEL DISTRIBUTION SUBSYSTEM

FP MODULE, TAN: NSN 5419-01-473-2297

FP MODULE, GREEN: NSN 5419-01-473-2294

10K-GAL COLLAPSIBLE FABRIC FUEL TANK

REPAIR PARTS LIST

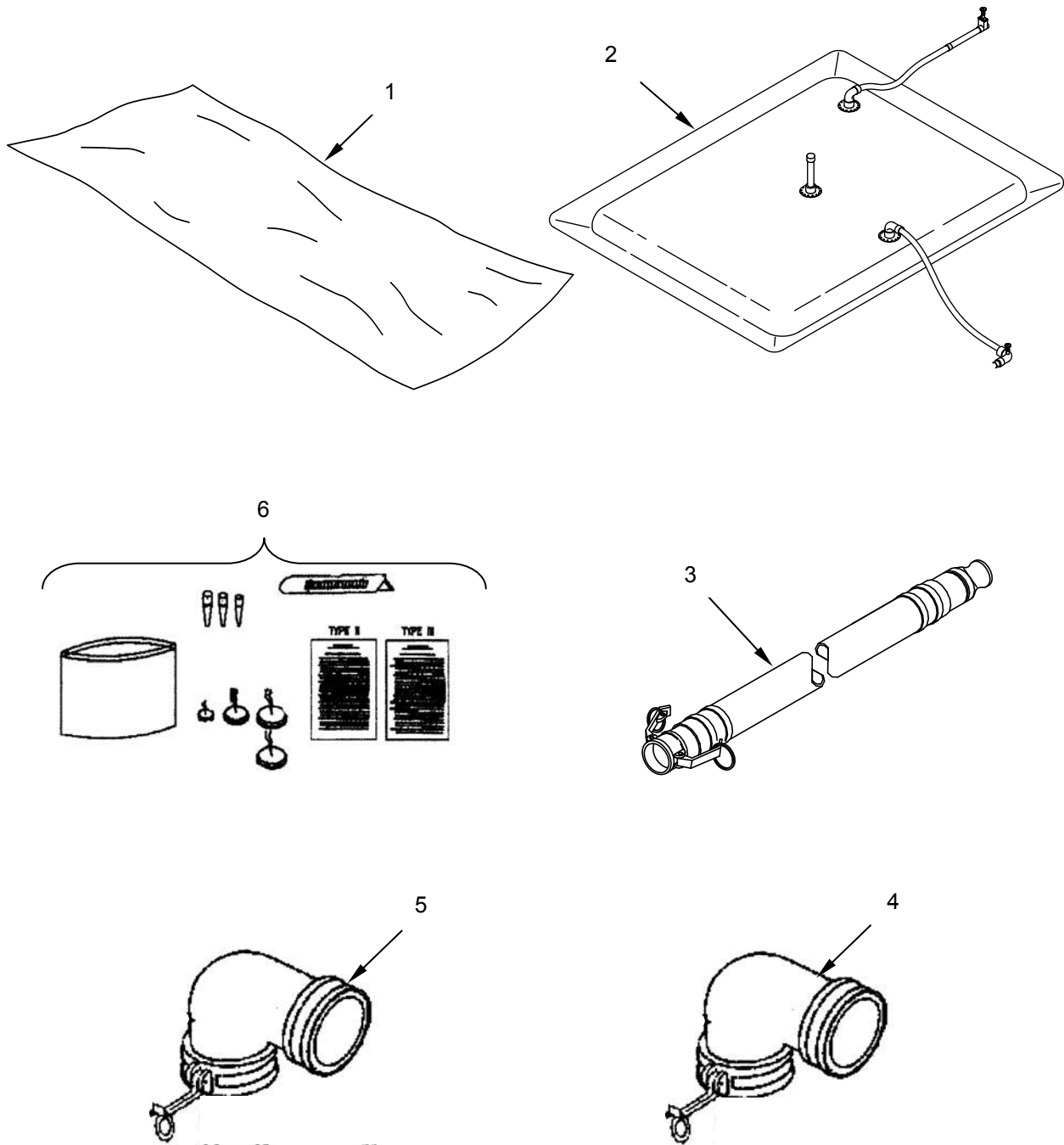


Figure 54. 10K-Gal Collapsible Fabric Fuel Tank.

(1)	(2)	(3)	(4)	(5)	(6)	(7)
ITEM NO.	SMR CODE	NSN	CAGEC	PART NUMBER	DESCRIPTION AND USABLE ON CODE (UOC)	QTY
					GROUP 0702 10,000-GALLON TANK FIG. 54 TANK, FUEL, 10K-GAL, FABRIC, COLLAPSIBLE	
1	PAOOO	5430-01-237-3659	81349	MIL-B-53081	. LINER, BERM, TANK, FAB.....	4
2	PAOZZ	5430-01-485-8336	473V9	RCF-10-K-F-OB	. TANK, FABRIC, COLLAPSIBLE 1	4
3	PAOZZ	4720-00-893-4339	81349	M320B061A0 100A	. . HOSE ASSEMBLY, NONMETALLIC .	6
4	XDOZZ		1DF04	963CF7	. . ELBOW, QDISC, CAM LOCK, FEMALE X MALE 4 INCH	2
5	XDOZZ		1DF04	963CF14	. . ELBOW, QDISC, CAM LOCK, FEMALE X FEMALE 4 INCH	2
6	XDOZZ		1DF02	263-T2-0B	. . KIT, REPAIR, EMERGENCY, TYPE II	2
END OF FIGURE						

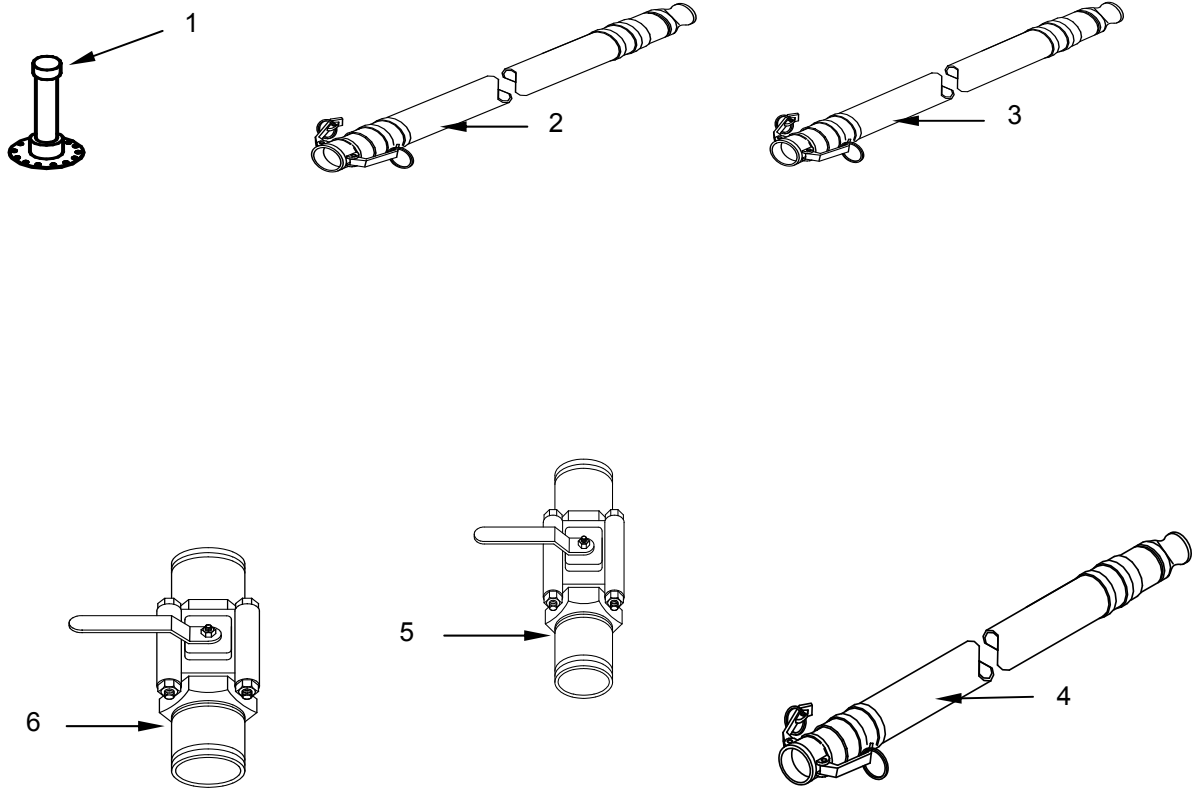


Figure 55. 10K-Gal Collapsible Fabric Fuel Tank.

(1)	(2)	(3)	(4)	(5)	(6)	(7)
ITEM NO.	SMR CODE	NSN	CAGEC	PART NUMBER	DESCRIPTION AND USABLE ON CODE (UOC)	QTY
					GROUP 0702 10,000-GALLON TANK	
					FIG. 55 TANK, FUEL, 10K-GAL, FABRIC, COLLAPSIBLE	
1	XDOZZ		1DF05	059-1	. . VENT FITTING ASSEMBLY	2
2	XDOZZ		1DF05	059A	. . ASSEMBLY, HOSE, QDISC, CAM LOCK 2 INCH X 10 FEET, BERM LINER.....	8
3	XDOZZ		1DF05	059C-F	. . HOSE ASSEMBLY, QDISC, CAM LOCK 2 INCH X 8 FEET, TANK DRAIN	4
4	XDOZZ		1DF05	061-F	. . HOSE ASSEMBLY, QDISC, CAM LOCK 4 INCH X 10 FEET, FILLER/DISCHARGE.....	2
5	XDOZZ		1DF05	060A	. . VALVE ASSEMBLY, BALL 4 INCH, FILLER/DISCHARGE.....	2
6	XDOZZ		1DF05	060B	. . VALVE ASSEMBLY, BALL 2 INCH, TANK AND BERM LINER	8
END OF FIGURE						

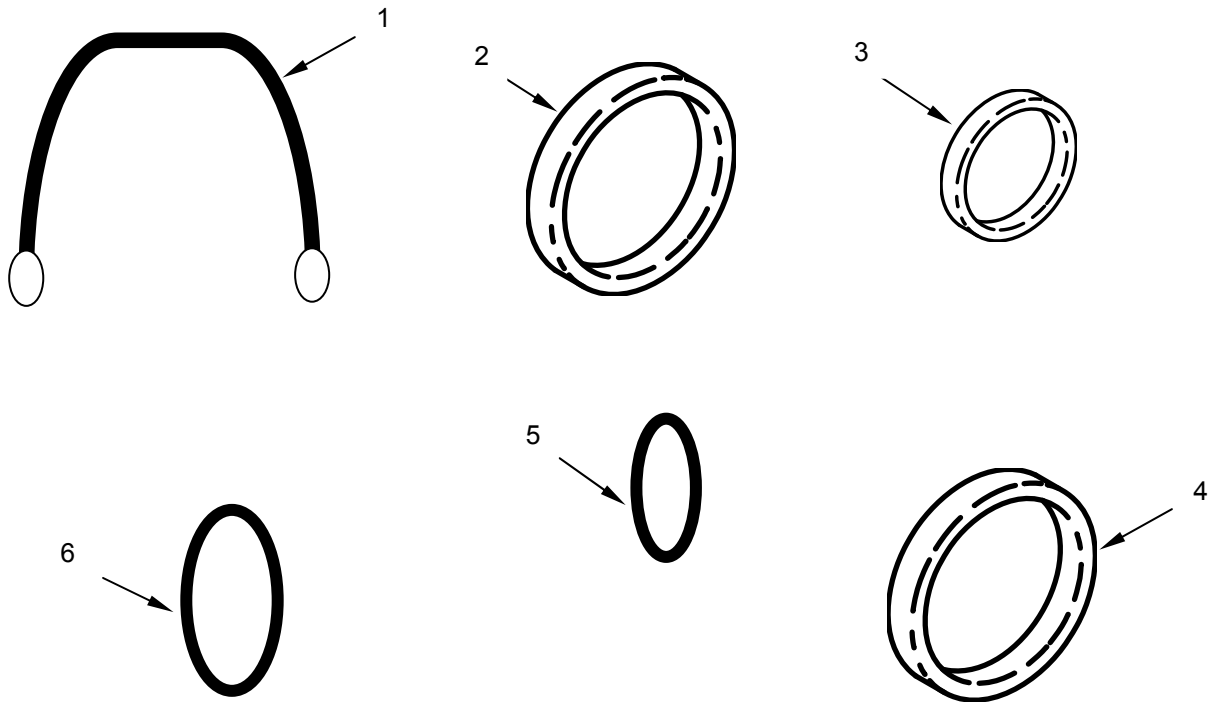


Figure 56. 10K-Gal Collapsible Fabric Fuel Tank.

(1) ITEM NO.	(2) SMR CODE	(3) NSN	(4) CAGEC	(5) PART NUMBER	(6) DESCRIPTION AND USABLE ON CODE (UOC)	(7) QTY
					GROUP 0702 10,000-GALLON TANK	
					FIG. 56 TANK, FUEL, 10K-GAL, FABRIC, COLLAPSIBLE	
1	XDOZZ		1DFD0	EE-1-2PT-0B	.. LIFTING SLING, 2 INCH X 10 FEET .	4
2	PAOZZ	5330-01-262-5120	05476	FCB-62398	.. GASKET.....	4
3	PAOZZ	5330-01-612-2414	58536	AA59326-G6	.. GASKET 2 INCH.....	2
4	PAOZZ	5330-00-899-4509	58536	AA59326-9	.. GASKET, CAM LOCK, 4 INCH.....	4
5	PAOZZ	5331-00-291-3085	81343	MS29513-250	.. O-RING, 4 INCH.....	2
6	PAOZZ	5331-00-364-9862	81343	AS3578-383	.. O-RING, 4 INCH.....	4
END OF FIGURE						

UNIT AND DIRECT SUPPORT MAINTENANCE

FORCE PROVIDER FUEL STORAGE AND DISTRIBUTION SUBSYSTEM
 FP MODULE, TAN: NSN 5419-01-473-2297
 FP MODULE, GREEN: NSN 5419-01-473-2294

FUEL DISTRIBUTION KIT EQUIPMENT

REPAIR PARTS LIST

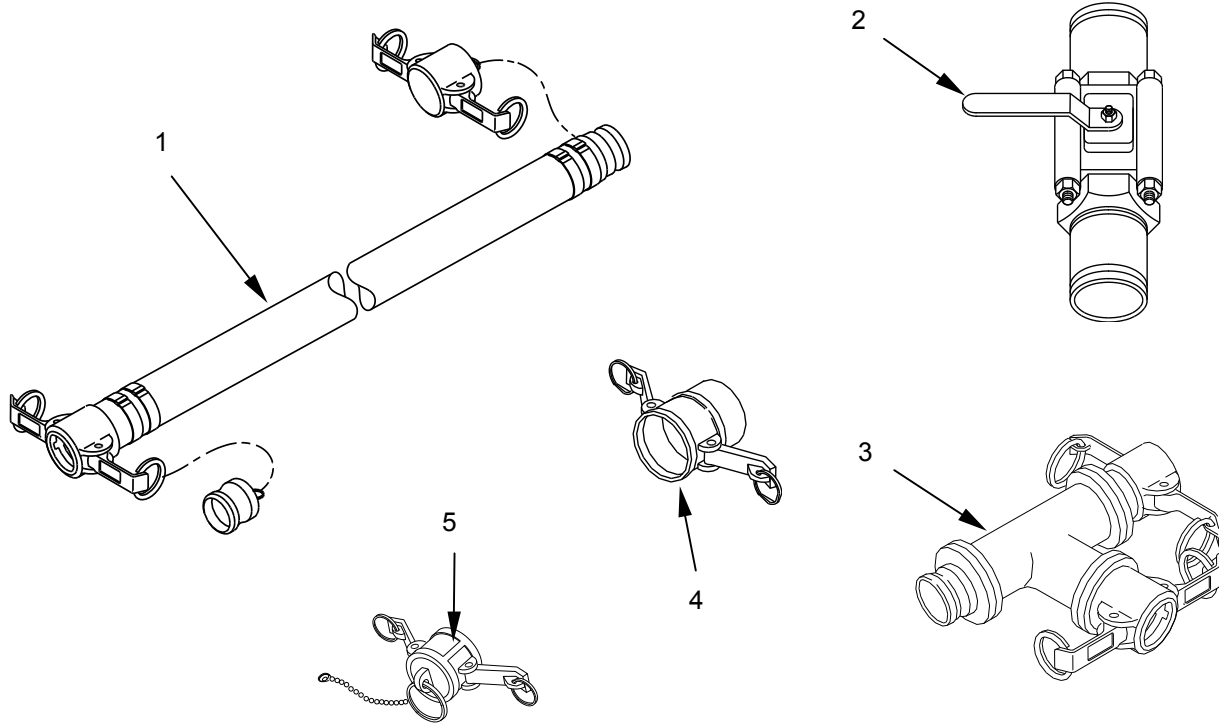


Figure 57. Fuel Distribution Kit Equipment

(1) ITEM NO.	(2) SMR CODE	(3) NSN	(4) CAGEC	(5) PART NUMBER	(6) DESCRIPTION AND USABLE ON CODE (UOC)	(7) QTY
					GROUP 0703 VALVES, TEES, AND HOSES	
					FIG. 57 FUEL DISTRIBUTION KIT EQUIPMENT	
1	PAOZZ	4720-00-229-0662	81349	M370B051A0250 B	. HOSE ASSEMBLY, NONMETALLIC, COLLAPSIBLE, RUBBER.....	4
2	PAOZZ	4820-01-210-5605	97403	13228E3435	. VALVE, ASSEMBLY, QUICK, BALL, QDISC.....	8
3	PAOZZ	4730-01-415-3846	81337	9-1-0176	. TEE QUICK DISCONNECT 4 INCH	1
4	PAOZZ	4730-00-203-1010	58536	AA59326/7-5-A-2	. COUPLING HALF, QUICK DISCONNECT.....	2
5	PAOZZ	4730-00-640-6156	58536	A-A-59326/10	. CAP, QUICK DISCONNECT.....	3
END OF FIGURE						

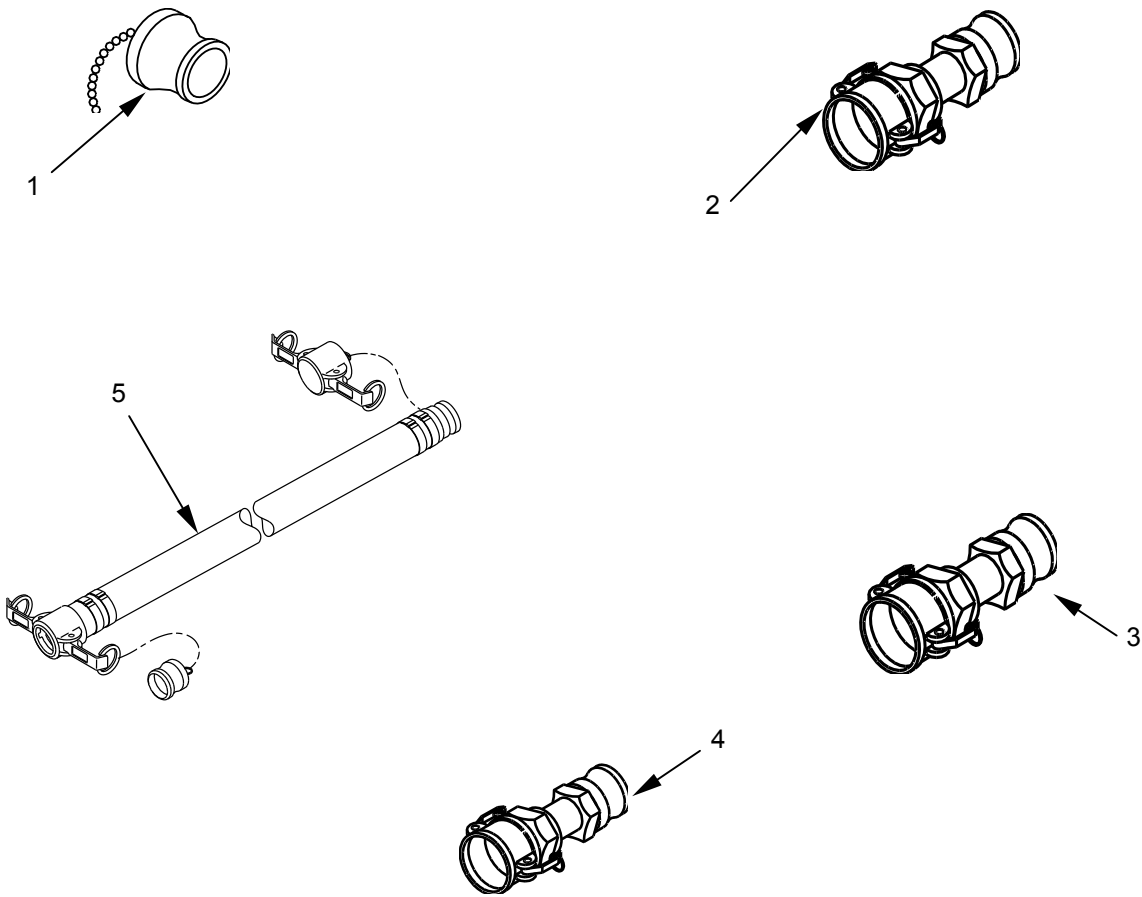


Figure 58. Fuel Distribution Kit Equipment.

(1)	(2)	(3)	(4)	(5)	(6)	(7)
ITEM NO.	SMR CODE	NSN	CAGEC	PART NUMBER	DESCRIPTION AND USABLE ON CODE (UOC)	QTY
					GROUP 0703 VALVES, TEES, AND HOSES	
					FIG. 58 FUEL DISTRIBUTION KIT EQUIPMENT	
1	PAOZZ	4730-00-640-6188	58536	AA59326X19	. PLUG, QUICK DISCONNECT	3
2	PAOZZ	4730-01-064-0560	58536	AA59326/12-9-A-1	. REDUCER, QUICK DISCONNECT	4
3	PAOZZ	4730-01-186-0821	58536	AA59326XI1-10	. REDUCER, QUICK DISCONNECT	4
4	PAOZZ	4730-00-951-3295	58536	AA59326/12-3-A-2	. REDUCER, QUICK DISCONNECT	4
5	PAOZZ	4720-00-893-4339	81349	M370B061A010 0A	. HOSE ASSEMBLY, NONMETALLIC, CAM	6
END OF FIGURE						

UNIT AND DIRECT SUPPORT MAINTENANCE

FORCE PROVIDER FUEL STORAGE AND DISTRIBUTION SUBSYSTEM
FP MODULE, TAN: NSN 5419-01-473-2297
FP MODULE, GREEN: NSN 5419-01-473-2294

DISE/PDISE

REPAIR PARTS LIST

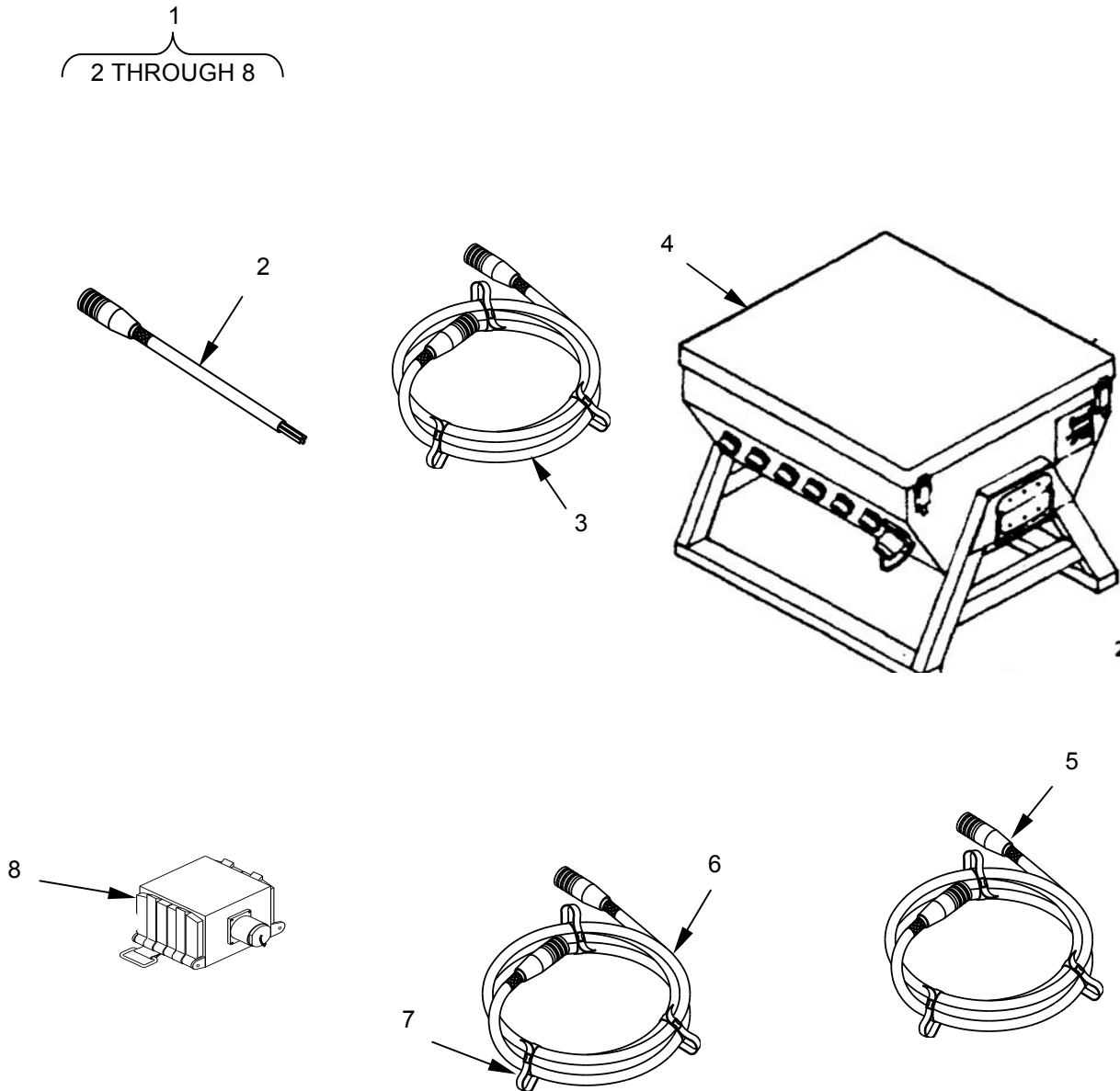


Figure 59. DISE/PDISE.

(1)	(2)	(3)	(4)	(5)	(6)	(7)
ITEM NO.	SMR CODE	NSN	CAGEC	PART NUMBER	DESCRIPTION AND USABLE ON CODE (UOC)	QTY
					GROUP 0704 DISE/PDISE	
					FIG. 59 DISE/PDISE	
1	PAOZZ	6150-01-307-9446	97403	TA13229E6353	. POWER DISTRIBUTION ILLIMINATION SYSTEM, ELECTRICAL	1
2	PAOZZ	6150-01-256-6301	97403	13226E7019	.. CABLE, PIGTAIL, 60 AMP	1
3	PAOZZ	6150-01-247-4779	97403	13226E7023-1	.. CABLE ASSEMBLY, 100 FOOT	1
4	PAOZZ	6150-01-377-4826	97403	13226E7028	.. DISTRIBUTION SYSTEM, ELECTRICAL	1
5	PAOZZ	6150-01-250-3643	97403	13226E7032-1	.. CABLE ASSEMBLY EXT, 50 FEET, 20 AMP	3
6	PAOZZ	6150-01-250-0044	97403	13226E7032-2	.. CABLE ASSEMBLY EXT, 25 FEET, 20 AMP	3
7	PAOZZ	6150-01-256-6299	97403	13226E5825	.. STRAP, WEBBING.....	8
8	PAOZZ	6150-01-251-9125	97403	13226E7040	.. RECEPTACLE GROUP	1
END OF FIGURE						

UNIT AND DIRECT SUPPORT MAINTENANCE

FORCE PROVIDER WASTEWATER COLLECTION SUBSYSTEM
 FP MODULE, TAN: NSN 5419-01-473-2297
 FP MODULE, GREEN: NSN 5419-01-473-2294

WASTEWATER COLLECTION SUBSYSTEM

REPAIR PARTS LIST

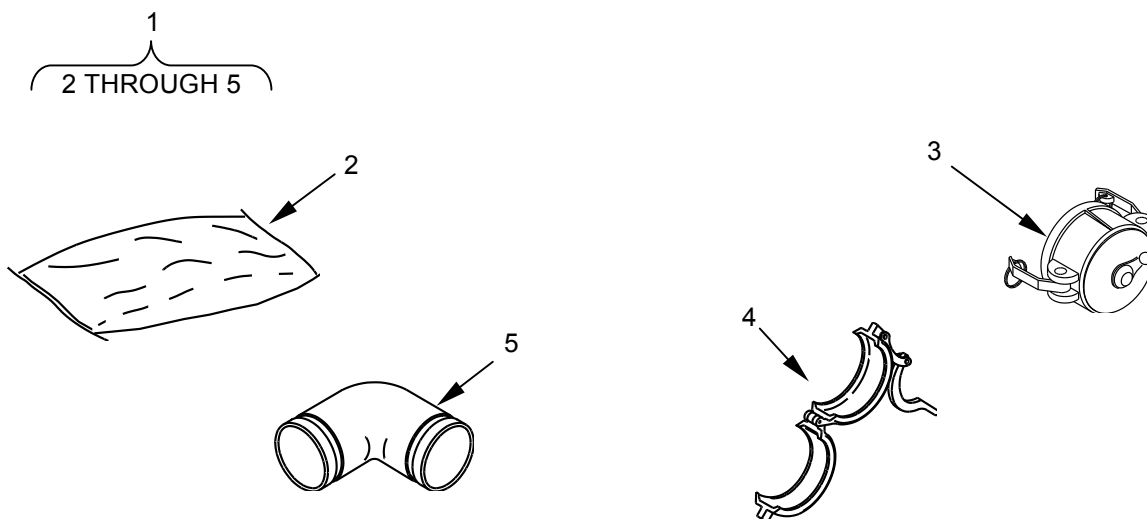


Figure 60. Wastewater Collection Subsystem

(1) ITEM NO.	(2) SMR CODE	(3) NSN	(4) CAGEC	(5) PART NUMBER	(6) DESCRIPTION AND USABLE ON CODE (UOC)	(7) QTY
					GROUP 08 WASTEWATER COLLECTION SUBSYSTEM	
					FIG. 60 WASTEWATER COLLECTION SUBSYSTEM	
1	ADDDD		81337	9-1-0693-1	WASTEWATER COLLECTION, GREEN UOC:FSN	1
1	ADDDD		81337	9-1-0693-2	WASTEWATER COLLECTION, TAN UOC:FSQ	1
2	PAOZZ	8105-00-935-7101	58536	A-A-52140A-1	. BAG, SAND, ACRYLIC, GREEN,HD UOC:FSN	22
2	PAOZZ	8105-01-331-3704	58536	A-A-52140A-2	. BAG, SAND, ACRYLIC, TAN, HD UOC:FSQ	22
3	PAOZZ	4730-01-415-7977	58536	AA52592A051A11	. CAP, PIPE FITTING	1
4	PAOZZ	4730-01-415-7250	97403	13230E5758-7	. COUPLING, HOSE.....	140
5	PAOZZ	4730-01-415-6423	58536	AA52592-A11A11C	. ELBOW, PIPE	2
END OF FIGURE						

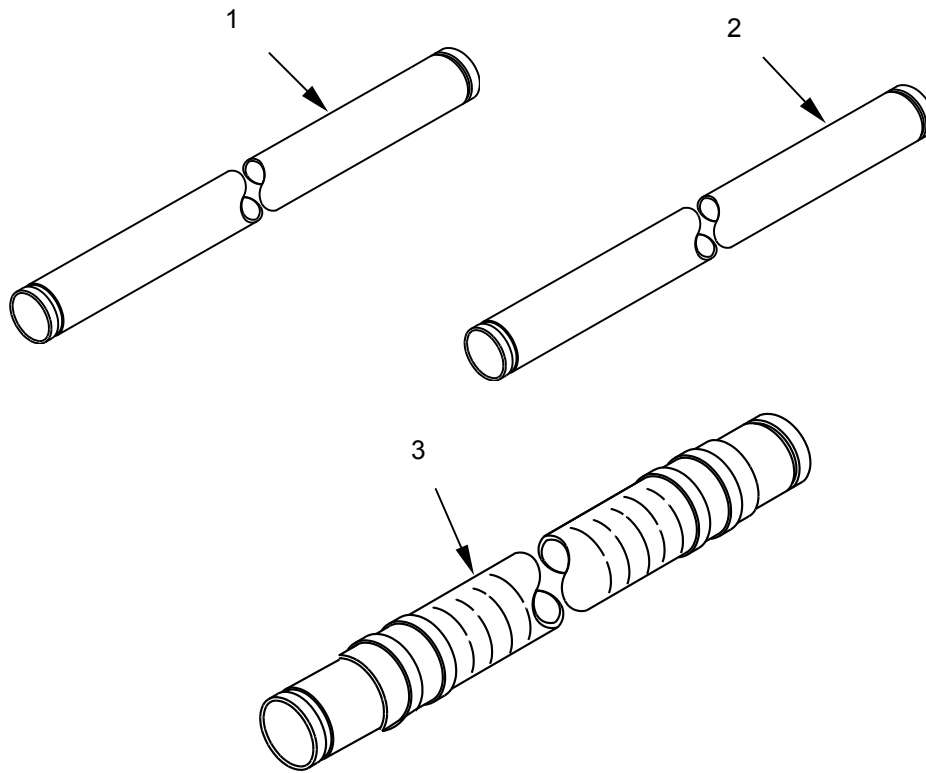


Figure 61. Wastewater Collection Subsystem

(1) ITEM NO.	(2) SMR CODE	(3) NSN	(4) CAGEC	(5) PART NUMBER	(6) DESCRIPTION AND USABLE ON CODE (UOC)	(7) QTY
					GROUP 08 WASTEWATER COLLECTION SUBSYSTEM	
					FIG. 61 WASTEWATER COLLECTION SUBSYSTEM	
1	PAOZZ	4710-01-415-7254	97403	13230E5767-1	. PIPE, PLASTIC	8
2	PAOZZ	4710-01-415-7259	97403	13230E5767-2	. PIPE, PLASTIC	75
3	XDOZZ		81337	9-1-0782-52	. HOSE ASSEMBLY BLACKWATER 4 INCH.....	15
END OF FIGURE						

UNIT AND DIRECT SUPPORT MAINTENANCE

FORCE PROVIDER WASTEWATER COLLECTION SUBSYSTEM
 FP MODULE, TAN: NSN 5419-01-473-2297
 FP MODULE, GREEN: NSN 5419-01-473-2294

125 GPM PUMP UNIT

REPAIR PARTS LIST

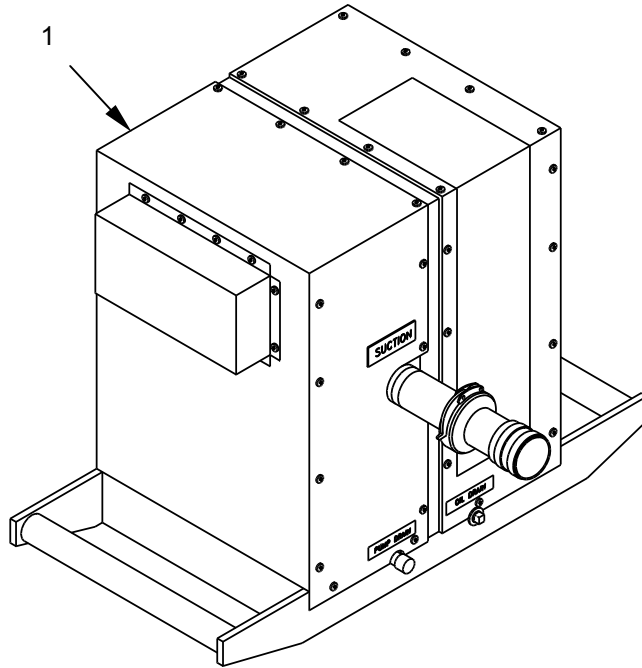


Figure 62. 125 GPM Pump Unit

(1) ITEM NO.	(2) SMR CODE	(3) NSN	(4) CAGEC	(5) PART NUMBER	(6) DESCRIPTION AND USABLE ON CODE (UOC)	(7) QTY
					GROUP 0801 125-GPM PUMP	
					FIG. 62 125 GPM PUMP UNIT	
1	PAOZZ	4320-01-357-1930	76371	PAD125B	. PUMP UNIT, CENTRIFUGAL, 125 GPM, WASTEWATER	2
END OF FIGURE						

UNIT AND DIRECT SUPPORT MAINTENANCE

FORCE PROVIDER WASTEWATER COLLECTION SUBSYSTEM
FP MODULE, TAN: NSN 5419-01-473-2297
FP MODULE, GREEN: NSN 5419-01-473-2294

SEP/SES

REPAIR PARTS LIST

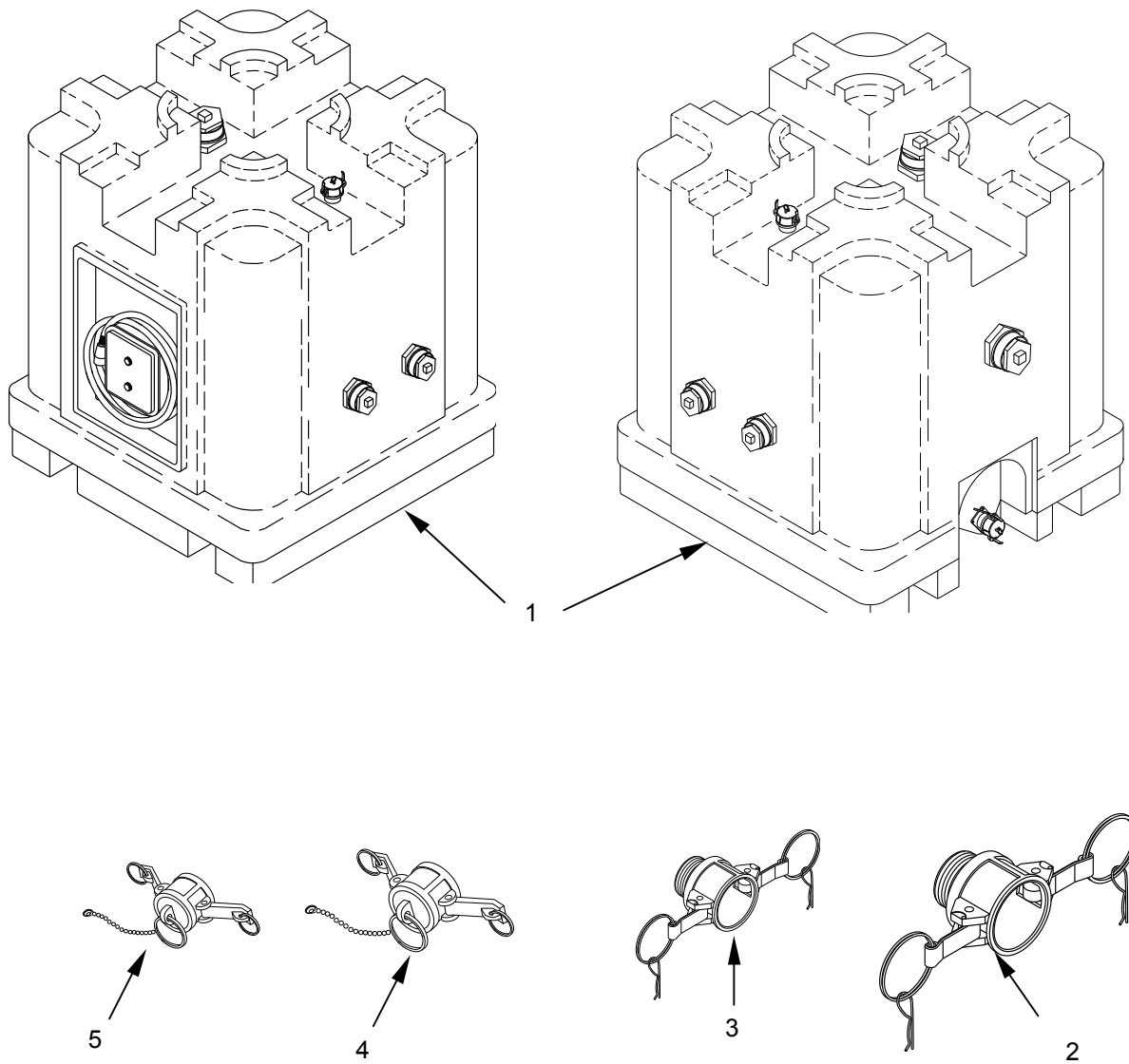


Figure 63. SEP/SES.

(1)	(2)	(3)	(4)	(5)	(6)	(7)
ITEM NO.	SMR CODE	NSN	CAGEC	PART NUMBER	DESCRIPTION AND USABLE ON CODE (UOC)	QTY
					GROUP 0802 SEP/SES	
					FIG. 63 SEP/SES	
1	PAOZZ	4630-01-505-3746	81337	9-1-0527	. PUMPING UNIT, SEWAGE.....	1
2	PAOZZ	4730-01-533-8724	39428	52155K45	.. COUPLING HALF, QUICK DISCONNECT 2 INCH	3
3	XDOZZ		39428	52155K47	.. COUPLING CAM/GROOVED HOSE FEMALE ADAPTER, 3-INCH.....	2
4	XDOZZ		39428	5535K63	.. DUST CAP, 3-INCH.....	2
5	PAOZZ	4730-01-527-8229	39428	5535K44	.. CAP HOSE, 2-INCH	3
END OF FIGURE						

UNIT AND DIRECT SUPPORT MAINTENANCE

FORCE PROVIDER WASTEWATER COLLECTION SUBSYSTEM
 FP MODULE, TAN: NSN 5419-01-473-2297
 FP MODULE, GREEN: NSN 5419-01-473-2294

20K-GAL POTABLE WATER TANK

REPAIR PARTS LIST

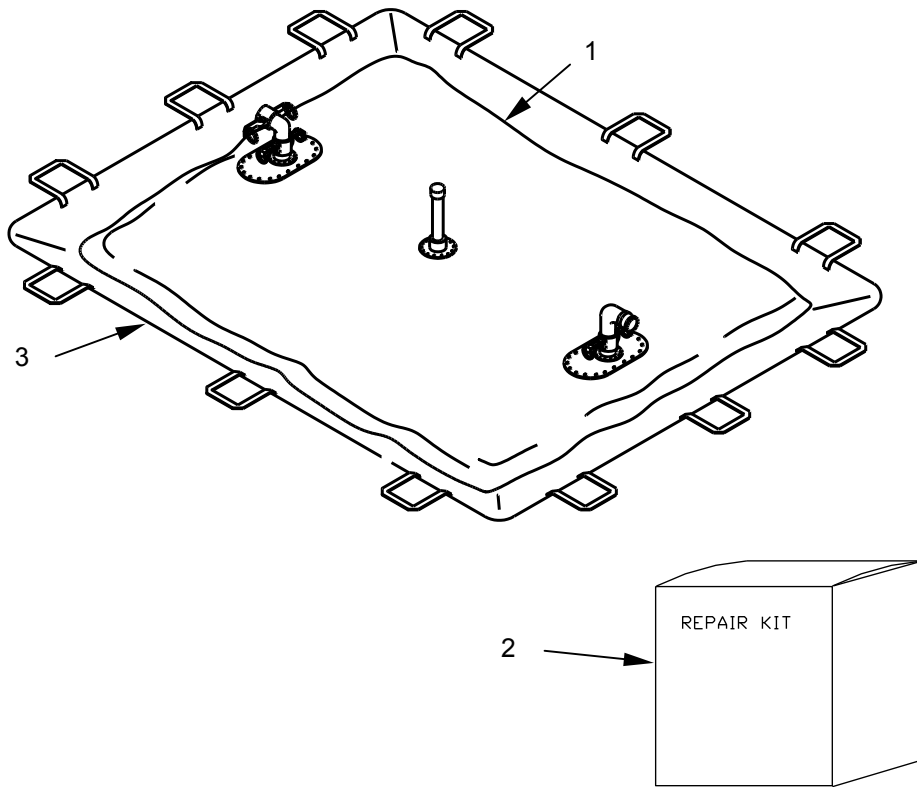


Figure 64. 20K-Gal Potable Water Tank

(1) ITEM NO.	(2) SMR CODE	(3) NSN	(4) CAGEC	(5) PART NUMBER	(6) DESCRIPTION AND USABLE ON CODE (UOC)	(7) QTY
					GROUP 0803 20,000-GALLON TANK FIG. 64 20K-GAL POTABLE WATER TANK	
1	XDOOO		81337	LP/P DES 2-96, TY II	. TANK, FABRIC COLLAPSIBLE.....	3
2	XDOZZ		66618	8600000265	. . KIT, EMERGENCY REPAIR.....	1
3	XDOZZ		66618	8001229000	. . CLOTH, GROUND.....	1
END OF FIGURE						

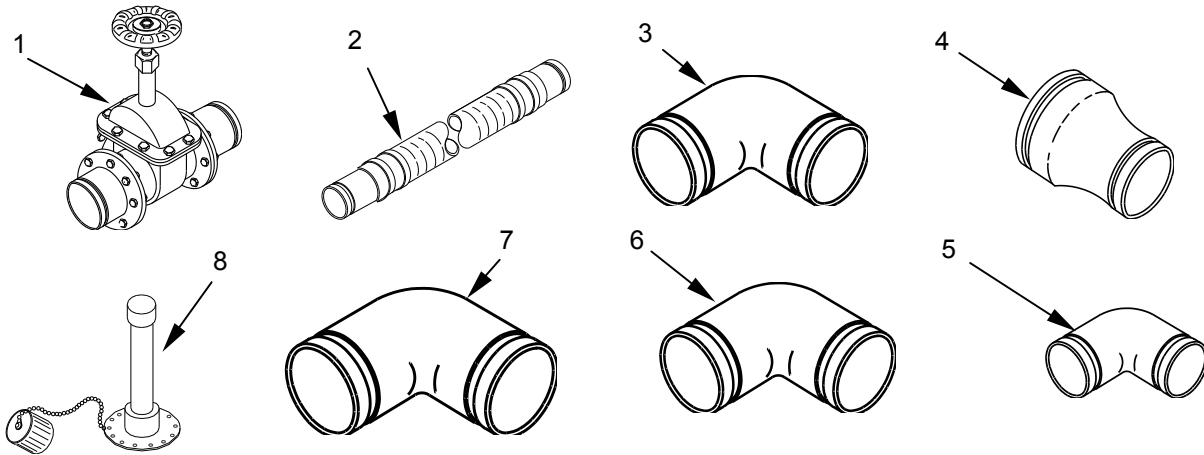


Figure 65. 20K-Gal Potable Water Tank (Accessories)

(1)	(2)	(3)	(4)	(5)	(6)	(7)
ITEM NO.	SMR CODE	NSN	CAGEC	PART NUMBER	DESCRIPTION AND USABLE ON CODE (UOC)	QTY
GROUP 0803 20,000-GALLON TANK						
FIG. 65 20K-GAL POTABLE WATER TANK (ACCESSORIES)						
1	XDOZZ		81337	511094	.. GATE VALVE ASSEMBLY, QDISC, CAM-LOCK, 1-1/2-IN	1
2	PAOZZ	4720-01-438-7649	97403	13225E9135-10	.. HOSE ASSEMBLY, NONMETALLIC ...	1
3	XDOZZ		66618	1001019	.. INPUT ELBOW, CAM-LOCK 90 DEGREE	1
4	XDOZZ		81337	505616	.. INPUT/OUTPUT FITTING	2
5	XDOZZ		66618	8600000382	.. FITTING, ELBOW, OUTPUT, QDISC 90 DEGREE	1
6	XDOZZ		66618	1001020	.. FITTING, ELBOW,OUTPUT 90 DEGREE	1
7	XDOZZ		81337	509633	.. OUTPUT ASSEMBLY, 1-1/2 IN.....	1
8	XDOZZ		66618	8600000228	.. VENT TUBE ASSEMBLY 2-IN	1
END OF FIGURE						

UNIT AND DIRECT SUPPORT MAINTENANCE

**FORCE PROVIDER WASTEWATER COLLECTION SUBSYSTEM
FP MODULE, TAN: NSN 5419-01-473-2297
FP MODULE, GREEN: NSN 5419-01-473-2294**

VALVES, TEES, PIPES, HOSES, TRASH PUMP

REPAIR PARTS LIST

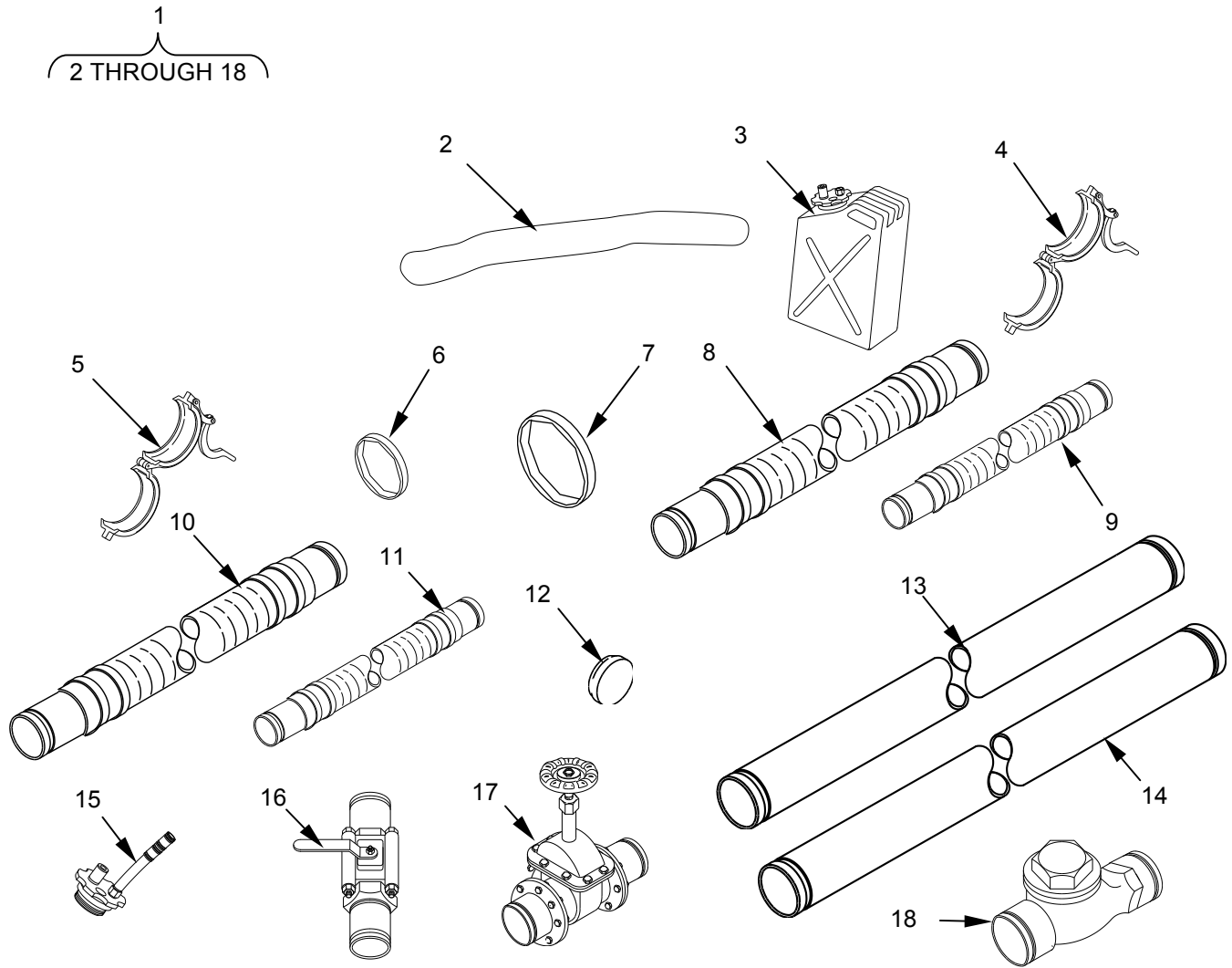


Figure 66. Valves, Tees, Pipes, Hoses, Trash Pump.

(1)	(2)	(3)	(4)	(5)	(6)	(7)
ITEM NO.	SMR CODE	NSN	CAGEC	PART NUMBER	DESCRIPTION AND USABLE ON CODE (UOC)	QTY
					GROUP 0804 VALVES, TEES, PIPES, AND HOSES	
					FIG. 66 VALVES, TEES, PIPES, HOSES TRASH PUMP	
1	PAOZZ	3835-01-433-4195	97403	13230E5768	. . FLOW CONTROL KIT, HOSELINE	1
2	XDOZZ		97403	13229E7254-2	. . BOOM, ABSORBENT.....	6
3	PAOZZ	7240-01-337-5269	58536	CID A-A-59592	. . CAN, MILITARY.....	2
4	PAOZZ	4730-01-363-8061	79154	STYLE 78	. . COUPLING ASSEMBLY, QUICK DISCONNECT	15
5	PAOZZ	4730-01-415-7250	97403	13230E5758-7	. . COUPLING, HOSE.....	50
6	XDOZZ		81349	G024077LT0	. . GASKET, COUPLING, CLAMP PIPE 2-1/2 IN.....	15
7	PAOZZ	5330-01-226-8214	79154	G-040-077-0-T0	. . SEAL, NONMETALLIC SPECIAL SHAPED SECTION	50
8	PAOZZ	4720-01-415-7252	97403	13230E5761	. . HOSE ASSEMBLY, AIR BREATHING	6
9	XDOZZ		97403	13230E5761	. . HOSE ASSEMBLY, GROOVED ENDS, 2-1/2 IN	3
10	XDOZZ		97403	13230E5761	. . HOSE ASSEMBLY, 4 IN X 20 FT SUCTION, GROOVED	6
11	XDOZZ		97403	13230E5761	. . HOSE ASSEMBLY, 2-1/2 IN X 20 FT, SUCTION, GROOVED.....	3
12	PAOZZ	4730-01-415-7977	58536	AA52592A051AI 1	. . CAP, PIPE	6
13	PAOZZ	4710-01-415-7254	97403	13230E5767-1	. . PIPE, PLASTIC.....	5
14	PAOZZ	4710-01-415-7259	97403	13230E5767-2	. . PIPE, PLASTIC.....	27
15	PAOZZ	7240-00-177-6154	19207	11677020	. . SPOUT, CAN, FLEXIBLE	1
16	XDOZZ		97403	13230E5752-1	. . VALVE ASSEMBLY, BALL GROOVED PIPE, 2-1/2 IN.....	1
17	XDOZZ		97403	13230E5764	. . VALVE ASSEMBLY, GATE GROOVED PIPE, 4 IN.....	2
18	XDOZZ		97403	13230E5760-2	. . VALVE, CHECK, GROOVED ENDS, WASTE WATER 4 IN.....	3
END OF FIGURE						

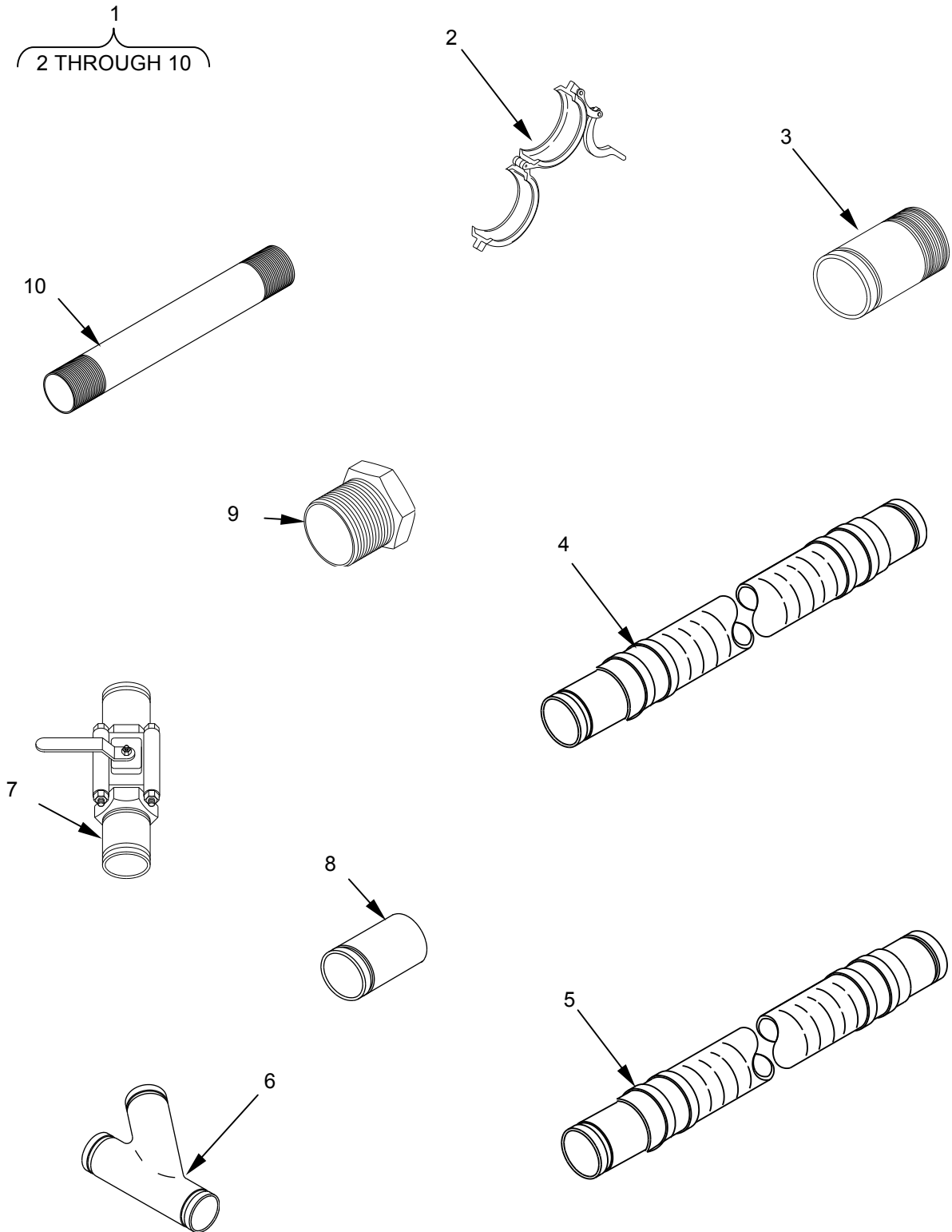


Figure 67. Valves, Tees, Pipes, Hoses, Trash Pump (Wastewater Kit, Connection Assembly Facilities).

(1)	(2)	(3)	(4)	(5)	(6)	(7)
ITEM NO.	SMR CODE	NSN	CAGEC	PART NUMBER	DESCRIPTION AND USABLE ON CODE (UOC)	QTY
					GROUP 0804 VALVES, TEES, PIPES, AND HOSES	
					FIG. 67 VALVES, TEES, PIPES, HOSES TRASH PUMP (WASTEWATER KIT, CONNECTION ASSEMBLY FACILITIES	
1	PAOOO	3835-01-433-4191	97403	13230E5756	. FLOW CONTROL KIT, HOSELINE	7
2	PAOZZ	4730-01-363-8061	79154	STYLE 78	.. COUPLING, ASSEMBLY, QUICK DISCONNECT	1
3	XDOZZ		81349	M10388-A07AF1C4A	.. COUPLING, MALE NPT 2-1/2 IN X GROOVED PIPE	1
4	XDOZZ		97403	13230E5761-1-1	.. HOSE ASSEMBLY, SUCTION, GROOVED 4 IN X 20 FT	1
5	XDOZZ		97403	13230E5761-2	.. HOSE ASSEMBLY, GROOVED ENDS, 2-1/2 IN X 20 FT	1
6	XDOZZ		97403	13230E5770	.. REDUCER, GROOVED ENDS 4 IN X 4 IN X 2 1/2 IN	1
7	XDOZZ		97403	13230E5752-1	.. VALVE ASSEMBLY, BALL, GROOVED PIPE, 2-1/2 IN.....	1
8	PAOZZ	4730-00-858-3490	81349	M52618/8-T841X6A	.. BUSHING, PIPE	4
9	XDOZZ		96906	M52618/2-F39XC	.. COUPLING, REDUCER, 2 1/2 IN X 2 IN FNPT	1
10	XDOZZ		1BD74	44665K285	.. NIPPLE, 20 IN L AL	1
					END OF FIGURE	

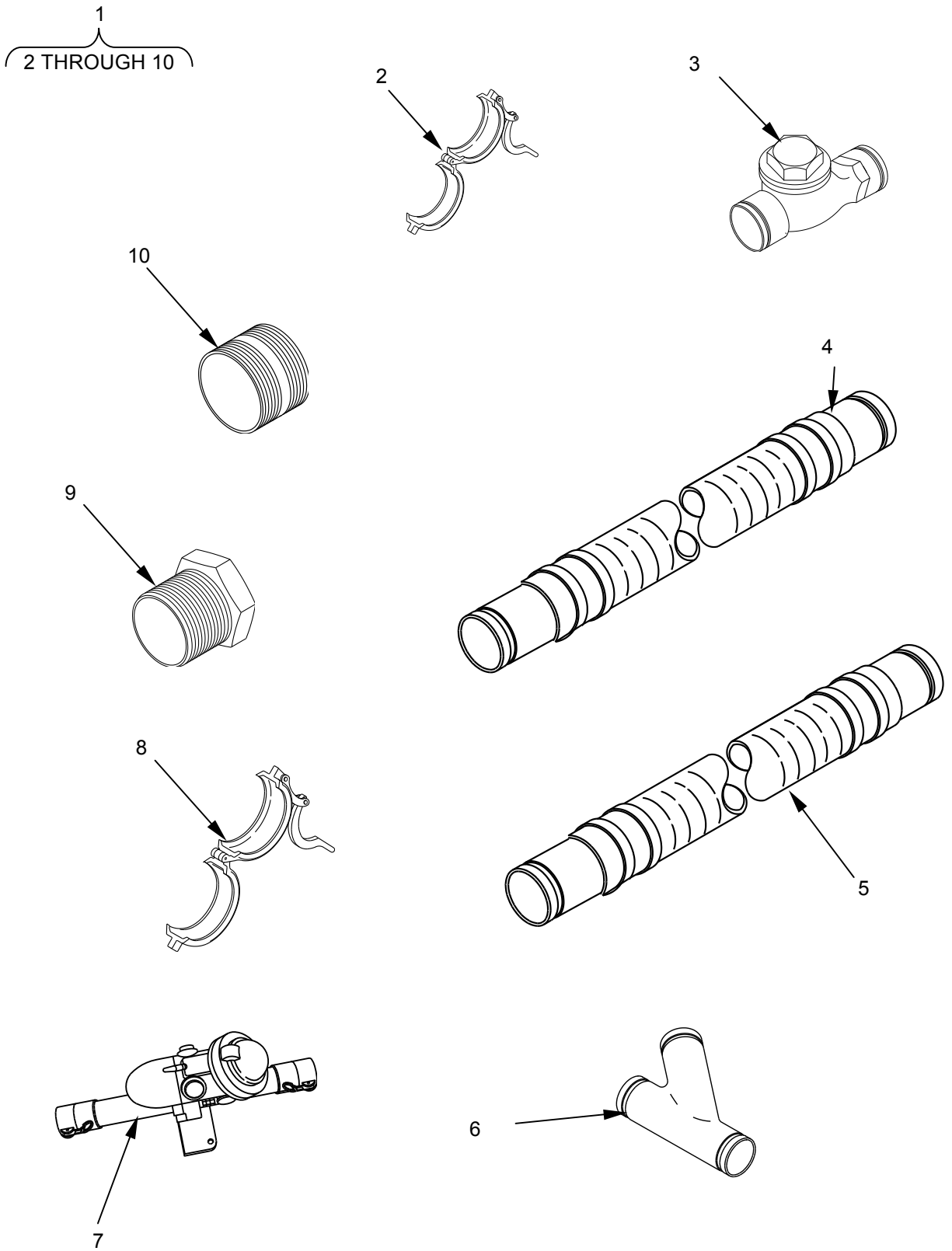


Figure 68. Valves, Tees, Pipes, Hoses, Trash Pump (Wastewater Connection Assembly 125 GPM Facilities, Kit).

(1)	(2)	(3)	(4)	(5)	(6)	(7)
ITEM NO.	SMR CODE	NSN	CAGEC	PART NUMBER	DESCRIPTION AND USABLE ON CODE (UOC)	QTY
					GROUP 0804 VALVES, TEES, PIPES, AND HOSES	
					FIG. 68 VALVES, TEES, PIPES, HOSES TRASH PUMP (WASTEWATER KIT, CONNECTION ASSEMBLY FACILITIES	
1	PAOOO	3835-01-433-4194	97403	13230E5754	. FLOW CONTROL KIT, HOSELINE	1
2	PAOZZ	4730-01-363-8061	79154	STYLE 78	. . COUPLING, ASSEMBLY, QUICK DISCONNECT	4
3	XDOZZ		97403	13230E5760-1	. . VALVE, CHECK, GROOVED ENDS, WASTEWATER	1
4	XDOZZ		97403	13230E5761-1	. . HOSE ASSEMBLY, SUCTION, GROOVED ENDS, 2 1/2 IN X 10 FT	2
5	PAOZZ	4720-01-415-7252	97403	13230E5761-3	. . HOSE ASSEMBLY, AIR BREATHING	1
6	XDOZZ		97403	13230E5762-1	. . REDUCER, 4 INCH X 2-1/2 INCH	1
7	XDOZZ		97403	13230E5763	. . STRAINER, TEE TYPE, GROOVED ENDS, 4 INCH	1
8	PAOZZ	4730-01-415-7250	97403	13230E5758-7	. . COUPLING, HOSE 4 INCH	2
9	XDOZZ		96906	M52618/2-F39XC	. . COUPLING, REDUCER, 2 1/2 INCH X 2 INCH FNPT	1
10	XDOZZ		1BD74	44665K285	. . NIPPLE, 20 INCH L AL	1
END OF FIGURE						

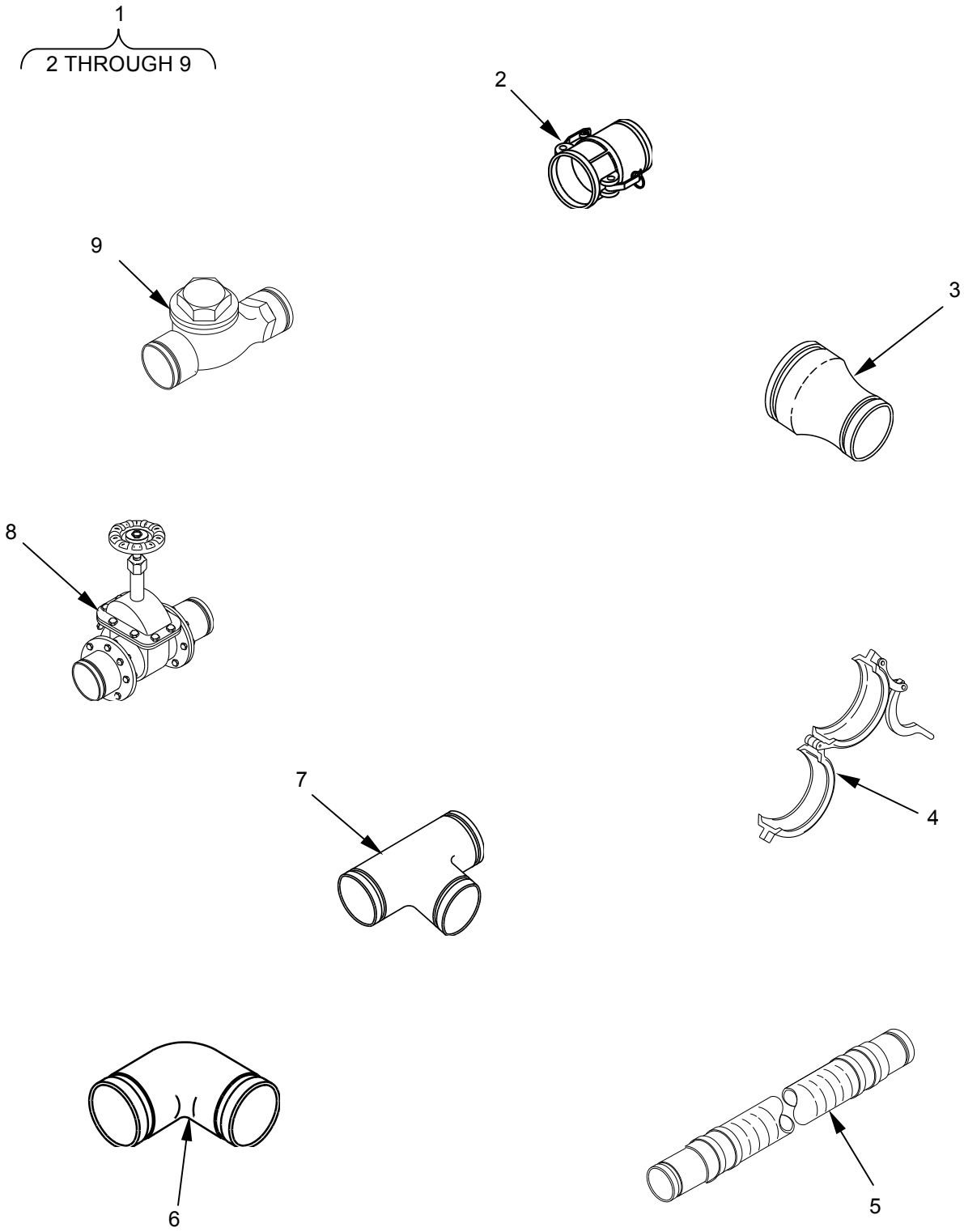


Figure 69. Valves, Tees, Pipes, Hoses, Trash Pump (Connection Assembly, 20,000 Gallon Tank, Wastewater).

(1)	(2)	(3)	(4)	(5)	(6)	(7)
ITEM NO.	SMR CODE	NSN	CAGEC	PART NUMBER	DESCRIPTION AND USABLE ON CODE (UOC)	QTY
					GROUP 0804 VALVES, TEES, PIPES, AND HOSES	
					FIG. 69 VALVES, TEES, PIPES, HOSES, TRASH PUMP (CONNECTION ASSEMBLY 20,000 GALLON TANK, WASTEWATER)	
1	XDOZZ		81337	9-1-0860	. CONNECTION ASSEMBLY 20K TANK, TII.....	1
2	XDOZZ		97403	13230E5766-2	. . ASSEMBLY, ADAPTER 4 INCH.....	2
3	XDOZZ		96906	A-A-59326/19	. . COUPLING HALF, QUICK DISCONNECT	2
4	PAOZZ	4730-01-415-7250	97403	13230E5758-7	. . COUPLING, HOSE	13
5	XDOZZ		81337	9-1-0782-54	. . HOSE ASSEMBLY, 4 IN X 20 FT	1
6	XDOZZ		81337	A-A-52592	. . PIPE FITTING, ELBOW	2
7	XDOZZ		81337	A-A-52592	. . ELBOW, PIPE, GROOVED ENDS	2
8	XDOZZ		97403	13230E5764-1	. . VALVE ASSEMBLY, GATE 4 IN.....	4
9	XDOZZ		97403	13230E5760-3	. . VALVE, CHECK, GROOVED ENDS, 2-1/2 IN	1
END OF FIGURE						

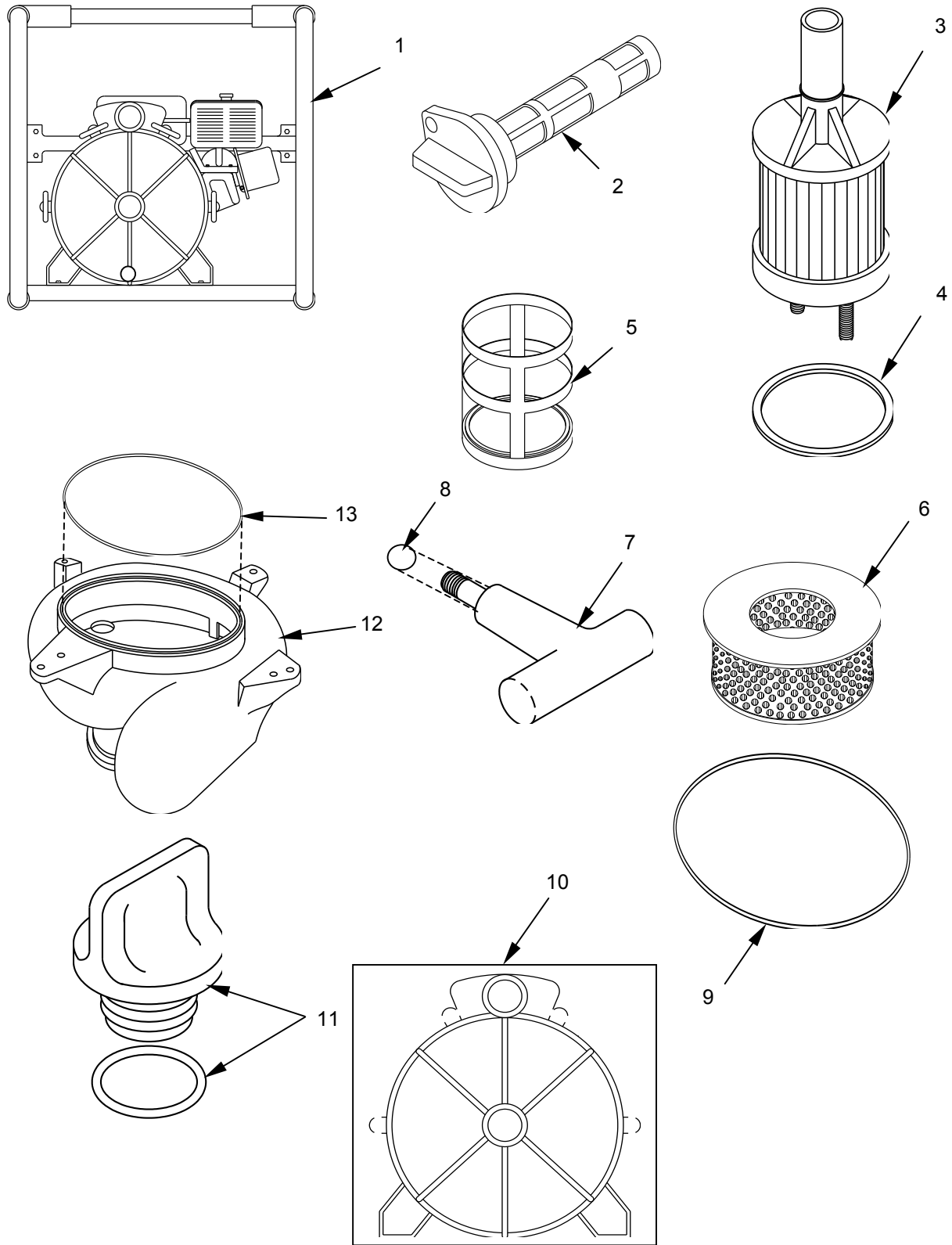


Figure 70. Valves, Tees, Pipes, Hoses, Trash Pump (Trash Pump Model 2S5YR).

(1)	(2)	(3)	(4)	(5)	(6)	(7)
ITEM NO.	SMR CODE	NSN	CAGEC	PART NUMBER	DESCRIPTION AND USABLE ON CODE (UOC)	QTY
					GROUP 0804 VALVES, TEES, PIPES, AND HOSES	
					FIG. 70 VALVES, TEES, PIPES, HOSES, TRASH PUMP (TRASH PUMP MODEL 2S5YR)	
1	XDOZZ		25567	2S5YR	. TRASH PUMP, CENTRIFUGAL.....	2
2	PAOZZ	2815-01-353-7523	0AK42	114250-35070	. . STRAINER, OIL PUMP.....	1
3	PAOZZ	2910-01-310-6566	0AK42	114250-55121	. . FILTER ELEMENT, FLUID.....	1
4	PAOZZ	5331-01-325-5810	0AK42	24341-000150	. . O-RING.....	1
5	PAOZZ	4240-01-328-4878	0AK42	114250-55100	. . FILTER, GAS.....	1
6	PAOZZ	2940-01-310-4495	0AK42	114250-12581	. . FILTER, ELEMENT INTAKE AIR CLEANER.....	1
7	XDOZZ		25567	32134	. . HANDLE.....	6
8	XDOZZ		25567	122991	. . O-RING, RETAINING (SET OF 4).....	6
9	XDOZZ		25567	61291A	. . BODY, ROTO FINISH.....	1
10	XDOZZ		25567	12133	. . BODY, O-RING EPDM.....	1
11	XDOZZ		25567	111161	. . PLUG AND O-RING EPDM.....	2
12	XDOZZ		25567	1139	. . VOLUTE.....	1
13	XDOZZ		25567	12160	. . O-RING EPDM.....	1
END OF FIGURE						

UNIT AND DIRECT SUPPORT MAINTENANCE
FORCE PROVIDER FOOD SERVICE SUBSYSTEM
FP MODULE, TAN: NSN 5419-01-473-2297
FP MODULE, GREEN: NSN 5419-01-473-2294

FOOD SERVICE SUBSYSTEM

REPAIR PARTS LIST

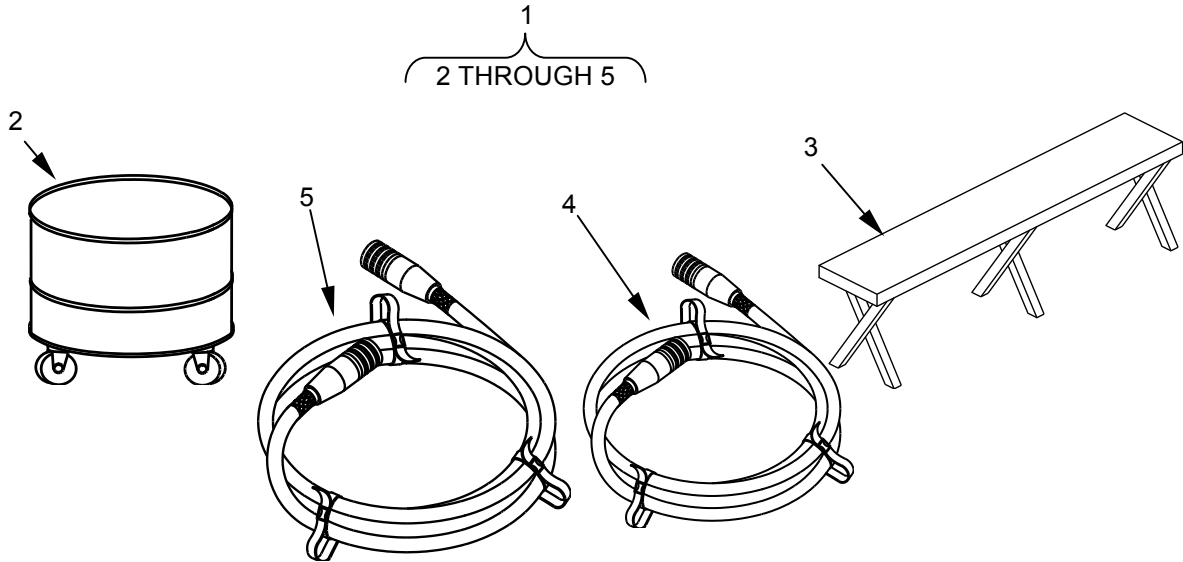


Figure 71. Food Service Subsystem

(1) ITEM NO.	(2) SMR CODE	(3) NSN	(4) CAGEC	(5) PART NUMBER	(6) DESCRIPTION AND USABLE ON CODE (UOC)	(7) QTY
					GROUP 09 FOOD SERVICE SUBSYSTEM	
					FIG. 71 FOOD SERVICE SUBSYSTEM	
1	ADDDD		81337	9106941	FOOD SERVICE GREEN UOC:FSN	1
1	ADDDD		81337	9106942	FOOD SERVICE TAN UOC:FSQ	1
2	PAOZZ	7920-00-926-5243	80244	7920-00-926-5243	. BUCKET, MOP	1
3	PAOZZ	7110-01-415-6896	81337	9-1-0187	. BENCH, GENERAL PURPOSE	30
4	PAOZZ	6150-01-220-5588	81349	M29184/3-02	. CABLE ASSEMBLY, POWER, ELECTRICAL	24
5	XDOZZ		81337	9-1-0178	. CABLE ASSEMBLY, 60A	2
END OF FIGURE						

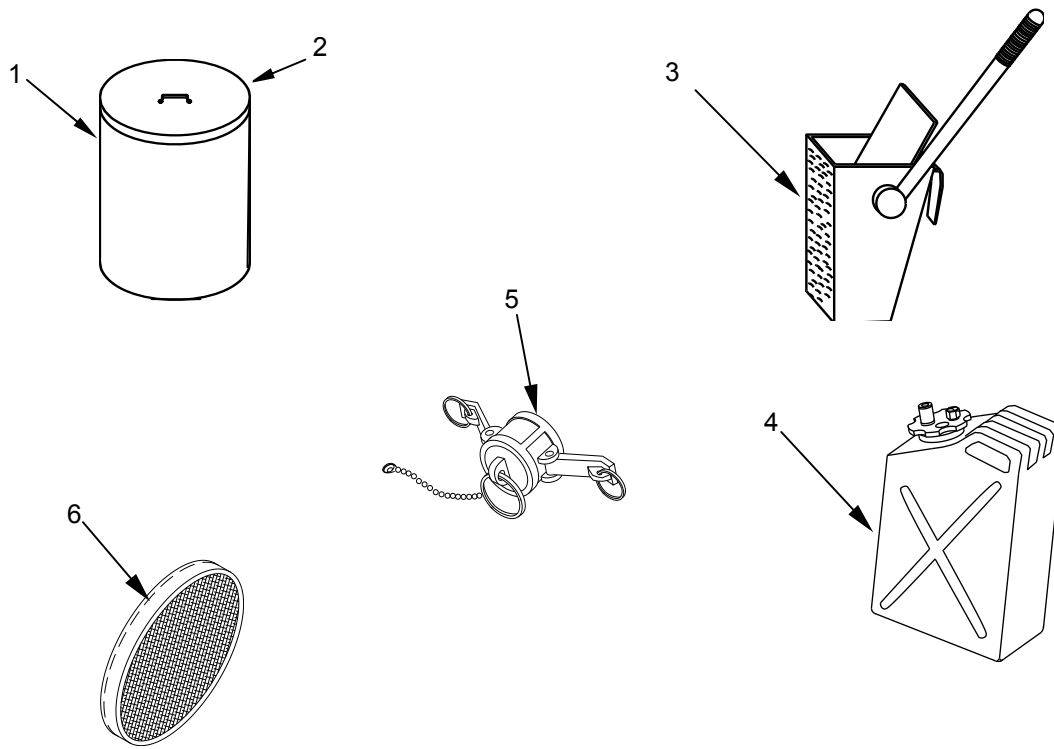


Figure 72. Food Service Subsystem

(1) ITEM NO.	(2) SMR CODE	(3) NSN	(4) CAGEC	(5) PART NUMBER	(6) DESCRIPTION AND USABLE ON CODE (UOC)	(7) QTY
GROUP 09 FOOD SERVICE SUBSYSTEM						
FIG. 72 FOOD SERVICE SUBSYSTEM						
1	PAOZZ	7240-00-160-0440	0T115	90146HDC	. CAN, TRASH AND GARBAGE	13
2	PAOZZ	7240-00-161-1143	0T115	90146HDL	. COVER, CAN, TRASH AND GARBAGE.....	13
3	PAOZZ	7920-00-682-6861	80244	7920-00-682-6861	. WRINGER, MOP	1
4	PAOZZ	7240-01-365-5317	81349	MIL-C-43613D	. CAN, MILITARY	10
5	PAOZZ	4730-00-649-9100	58536	AA59326IX16	. CAP, QUICK DISCONNECT	2
6	PAOZZ	4130-01-415-7300	81337	9-1-0146	. DUCT ADAPTER KIT, AIR CONDITIONER	6
END OF FIGURE						

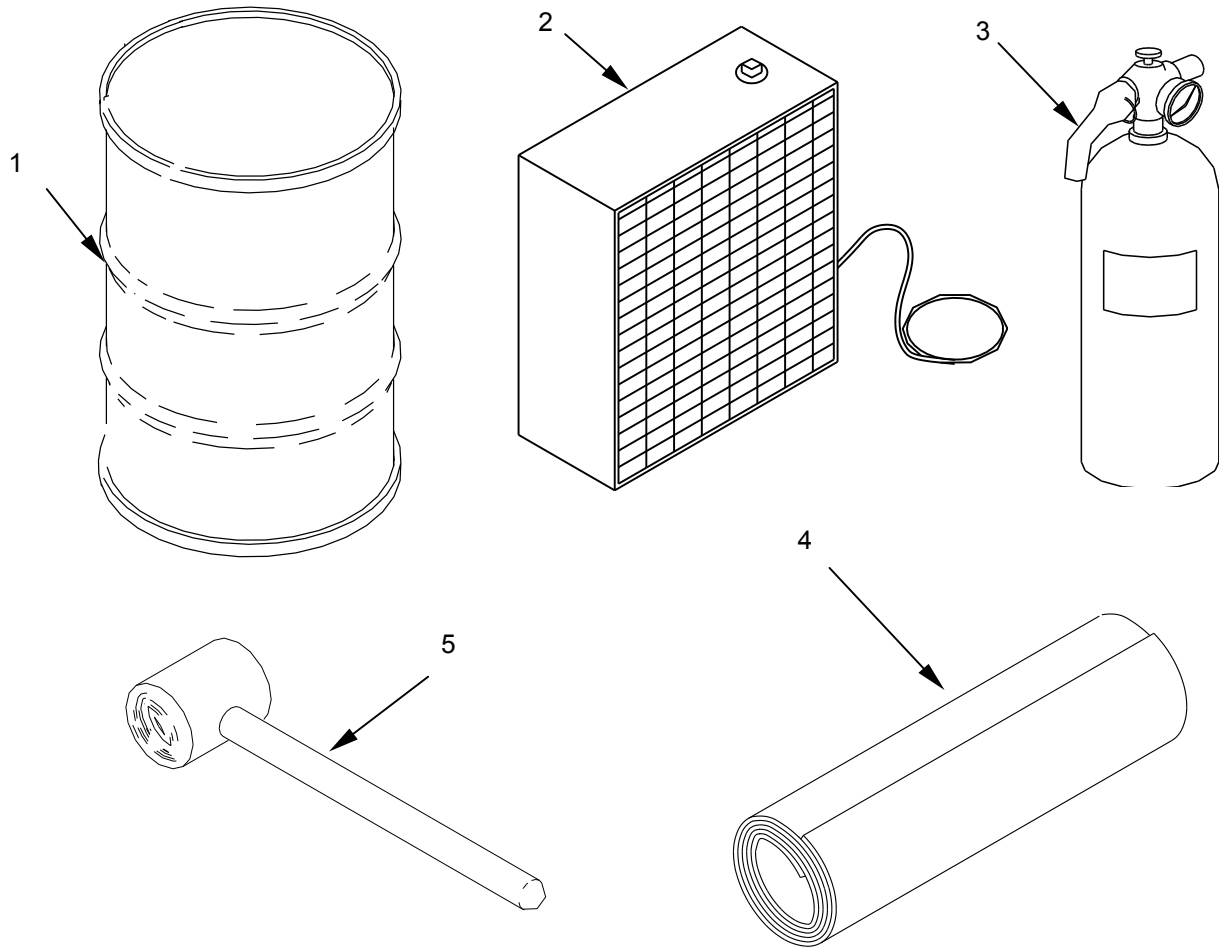


Figure 73. Food Service Subsystem

(1)	(2)	(3)	(4)	(5)	(6)	(7)
ITEM NO.	SMR CODE	NSN	CAGEC	PART NUMBER	DESCRIPTION AND USABLE ON CODE (UOC)	QTY
					GROUP 09 FOOD SERVICE SUBSYSTEM	
					FIG. 73 FOOD SERVICE SUBSYSTEM	
1	PAOZZ	8110-00-597-2353	81348	PPP-D-729	. DRUM, SHIPPING AND STORAGE	2
2	PAOZZ	7360-01-415-7454	0U5N7	470011073-1	. FAN ASSEMBLY, VENTILATION	2
3	PAOZZ	4210-00-889-2491	58536	AA393-A1C	. EXTINGUISHER, FIRE	8
4	PAOZZ	7220-01-469-3424	81337	9-1-0189-1	. MATTING FLOOR.....	10
5	PAOZZ	5120-00-926-7116	80244	PD5120-00-926-7116	. MALLET, WOOD.....	4
END OF FIGURE						

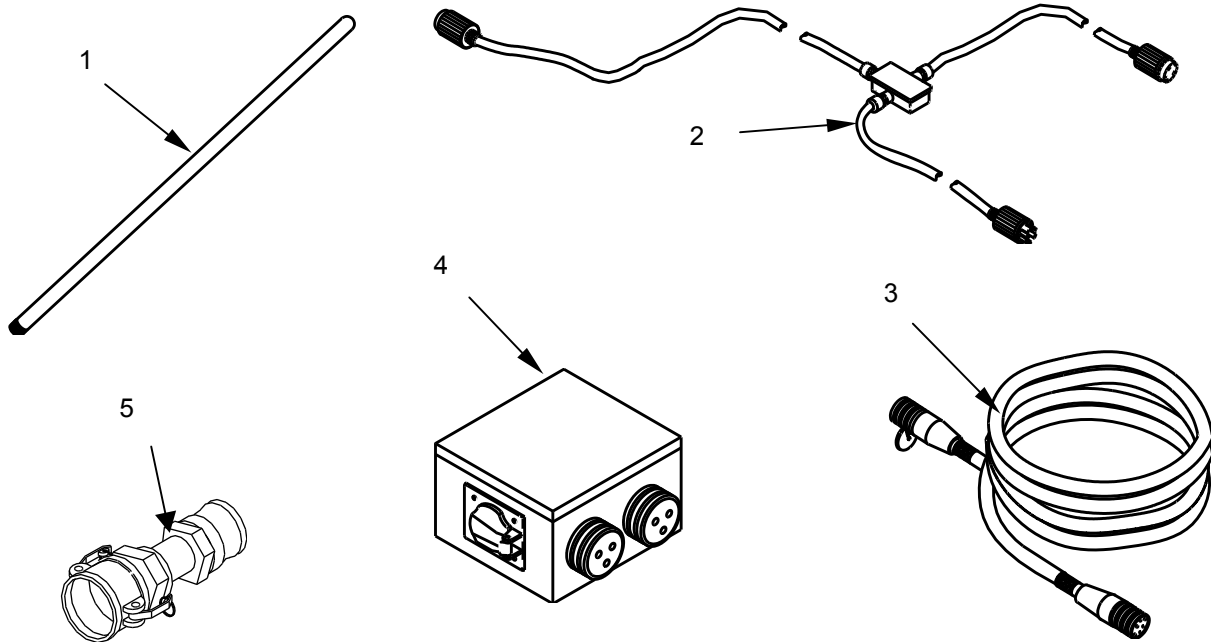


Figure 74. Food Service Subsystem

(1) ITEM NO.	(2) SMR CODE	(3) NSN	(4) CAGEC	(5) PART NUMBER	(6) DESCRIPTION AND USABLE ON CODE (UOC)	(7) QTY
GROUP 09 FOOD SERVICE SUBSYSTEM						
FIG. 74 FOOD SERVICE SUBSYSTEM						
1	PAOZZ	7920-00-267-1218	83421	7920-00-267-1218	. HANDLE, MOP	1
2	PAOZZ	6150-01-214-0135	81337	6-1-8222-1	. CABLE ASSEMBLY POWER, ELECTRICAL, BRANCHED	1
3	PAOZZ	6150-01-413-2235	81337	9-1-0182	. CABLE ASSEMBLY, SPECIAL PURPOSE ELECTRICAL	3
4	PAOZZ	6110-01-413-6473	81337	9-1-0198	. POWER DISTRIBUTION BOX	3
5	PAOZZ	4730-00-951-3295	58536	AA59326/12-3-A-2	. REDUCER, QUICK DISCONNECT	1
END OF FIGURE						

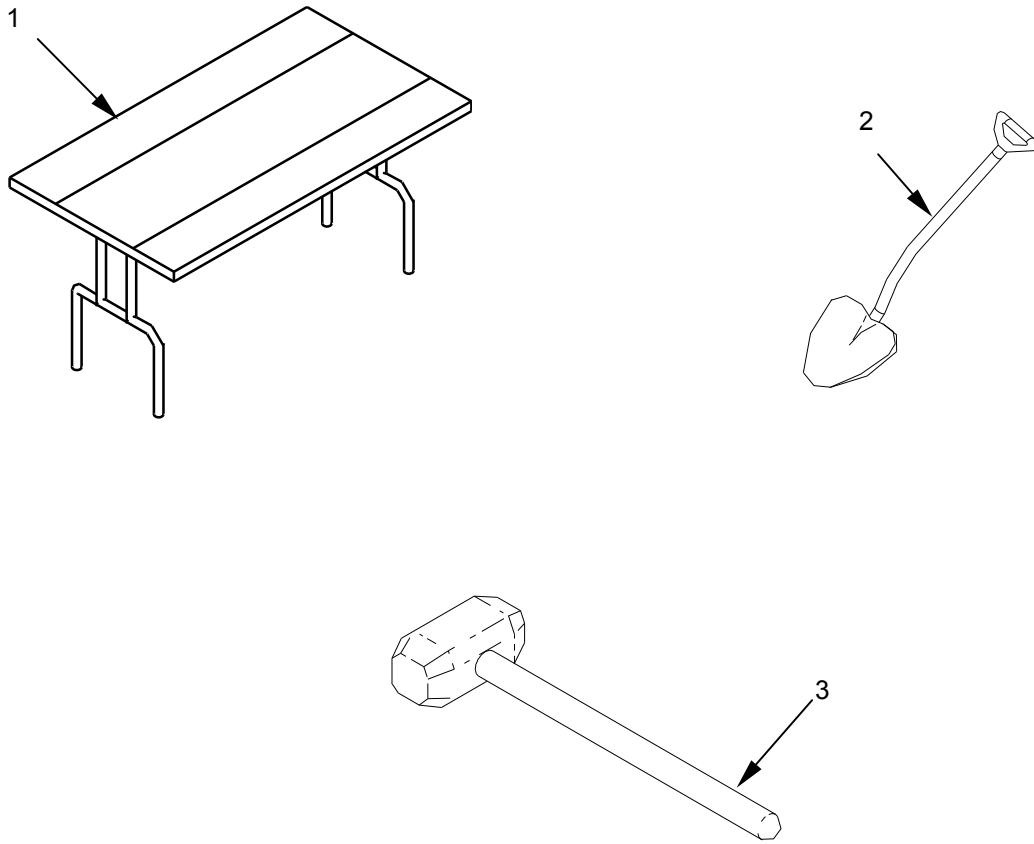


Figure 75. Food Service Subsystem

(1) ITEM NO.	(2) SMR CODE	(3) NSN	(4) CAGEC	(5) PART NUMBER	(6) DESCRIPTION AND USABLE ON CODE (UOC)	(7) QTY
					GROUP 09 FOOD SERVICE SUBSYSTEM	
					FIG. 75 FOOD SERVICE SUBSYSTEM	
1	PAOZZ	7305-01-333-8493	81337	855532	. TABLE, FOLDING, LEGS.....	4
2	PAOZZ	5120-00-293-3336	80244	5120-00-293-3336	. SHOVEL, HAND	30
3	PAOZZ	5120-00-900-6098	05047	B107.54	. HAMMER, HAND.....	4
END OF FIGURE						

UNIT AND DIRECT SUPPORT MAINTENANCE

FORCE PROVIDER FOOD SERVICE SUBSYSTEM
FP MODULE, TAN: NSN 5419-01-473-2297
FP MODULE, GREEN: NSN 5419-01-473-2294

TEMPER

REPAIR PARTS LIST

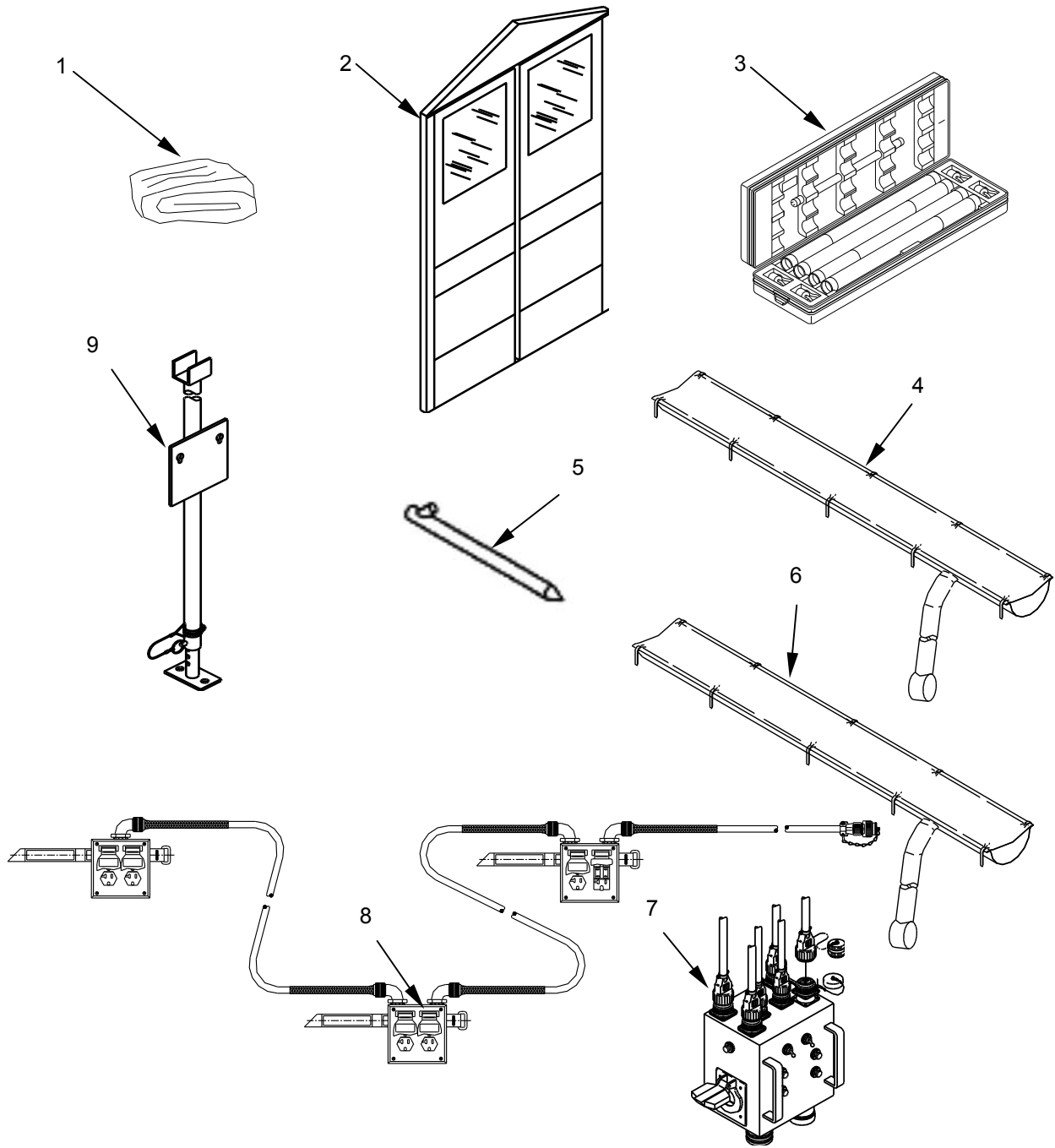


Figure 76. TEMPER.

(1)	(2)	(3)	(4)	(5)	(6)	(7)
ITEM NO.	SMR CODE	NSN	CAGEC	PART NUMBER	DESCRIPTION AND USABLE ON CODE (UOC)	QTY
					GROUP 0901 FOOD SERVICE TEMPER	
					FIG. 76 TEMPER	
1	PAOZZ	8340-01-186-3018	81349	MIL-T-44243	. FLY, TENT UOC:FSN	4
2	PAOZZ	8340-01-198-7620	81337	5-4-3359-2	. COVER, TENT UOC:FSQ	4
2	PAOZZ	8340-01-263-2546	81349	MIL-DTL-44285	. DOOR, TENT UOC:FSN	3
2	PAOZZ	8340-01-211-6788	81349	MIL-D-44285	. DOOR, TENT UOC:FSQ	3
3	PAOZZ	6230-01-242-2016	81349	M44259-I	. LIGHT SET, GENERAL ILLUMINATION	14
4	PAOZZ	8340-01-186-3035	81349	MIL-T-44243	. PLENUM, TENT	1
5	PAOZZ	8340-00-985-7461	81349	MIL-P-501	. PIN, TENT	402
6	PAOZZ	8340-01-186-3036	81349	MIL-T-44243	. PLENUM, TENT	2
7	PAOZZ	6110-01-251-0402	81337	1-6-6041	. DISTRIBUTION BOX	6
8	PAOZZ	6150-01-470-1916	81337	9-1-0624-1	. DISTRIBUTING SYSTEM, ELECTRICAL	10
9	PAOZZ	6110-01-242-6691	81337	1-6-6005	. STAND, DISTRIBUTION	6
END OF FIGURE						

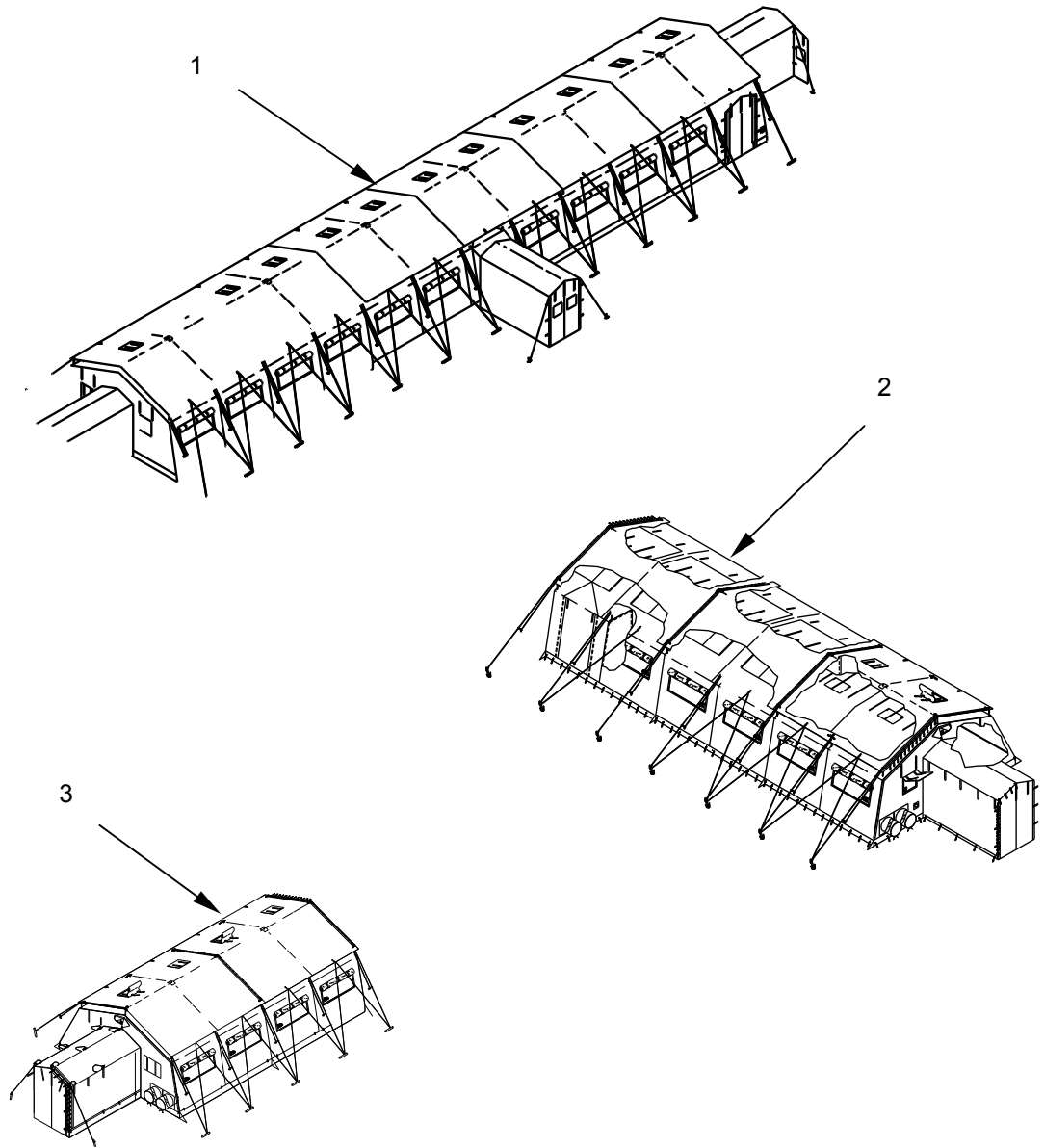


Figure 77. TEMPER.

(1)	(2)	(3)	(4)	(5)	(6)	(7)
ITEM NO.	SMR CODE	NSN	CAGEC	PART NUMBER	DESCRIPTION AND USABLE ON CODE (UOC)	QTY
					GROUP 0901 FOOD SERVICE TEMPER	
					FIG. 77 TEMPER	
1	PAOZZ	8340-01-443-7330	81349	MIL-T-44243	. TENT UOC:FSN.....	2
1	PAOZZ	8340-01-443-7332	81349	MIL-T-44243	. TENT UOC:FSQ	2
2	PAOZZ	8340-01-325-0131	81349	MIL-DTL-44271	. TENT UOC:FSN.....	1
2	PAOZZ	8340-01-487-6307	81349	MIL-T-44243A	. TENT UOC:FSQ	1
3	PAOZZ	8340-01-443-7342	81349	MIL-T-44243	. TENT UOC:FSN.....	1
3	PAOZZ	8340-01-443-7348	81349	MIL-T-44243	. TENT UOC:FSQ	1
END OF FIGURE						

UNIT AND DIRECT SUPPORT MAINTENANCE

FORCE PROVIDER FOOD SERVICE SUBSYSTEM
 FP MODULE, TAN: NSN 5419-01-473-2297
 FP MODULE, GREEN: NSN 5419-01-473-2294

DISE/PDISE

REPAIR PARTS LIST

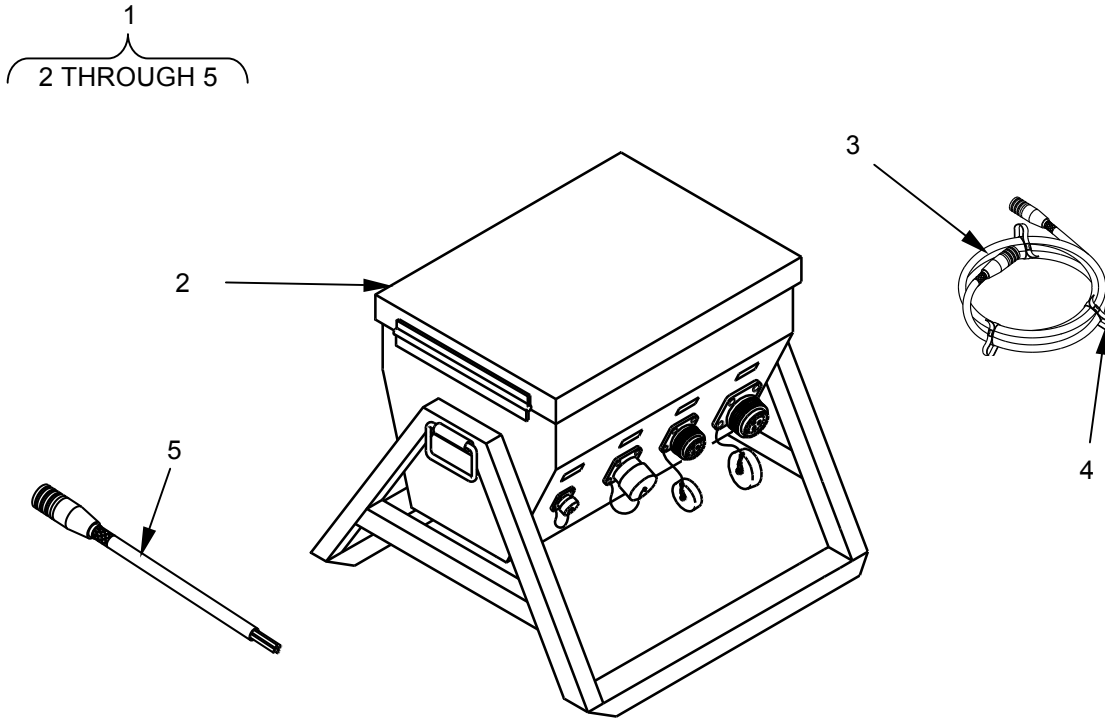


Figure 78. DISE/PDISE

(1) ITEM NO.	(2) SMR CODE	(3) NSN	(4) CAGEC	(5) PART NUMBER	(6) DESCRIPTION AND USABLE ON CODE (UOC)	(7) QTY
					GROUP 0902 PDISE	
					FIG. 78 DISE/PDISE	
1	PAOZZ	6150-01-308-5671	97403	TA13229E6351	. POWER DISTRIBUTION ILLUMINATION SYSTEM, ELECTRICAL.....	5
2	PAOZZ	6150-01-377-4827	97403	13226E7029	.. DISTRIBUTING SYSTEM, ELECTRICAL.....	1
3	PAOZZ	6150-01-256-6304	97403	13226E7024	.. SERVICE FEEDER	2
4	PAOZZ	6150-01-256-6299	97403	13227E5825	.. STRAP, WEBBING.....	8
5	PAOZZ	6150-01-256-6300	97403	13226E7020	.. PIGTAIL CABLE	1
END OF FIGURE						

UNIT AND DIRECT SUPPORT MAINTENANCE

FORCE PROVIDER FOOD SERVICE SUBSYSTEM
FP MODULE, TAN: NSN 5419-01-473-2297
FP MODULE, GREEN: NSN 5419-01-473-2294

ECU

REPAIR PARTS LIST

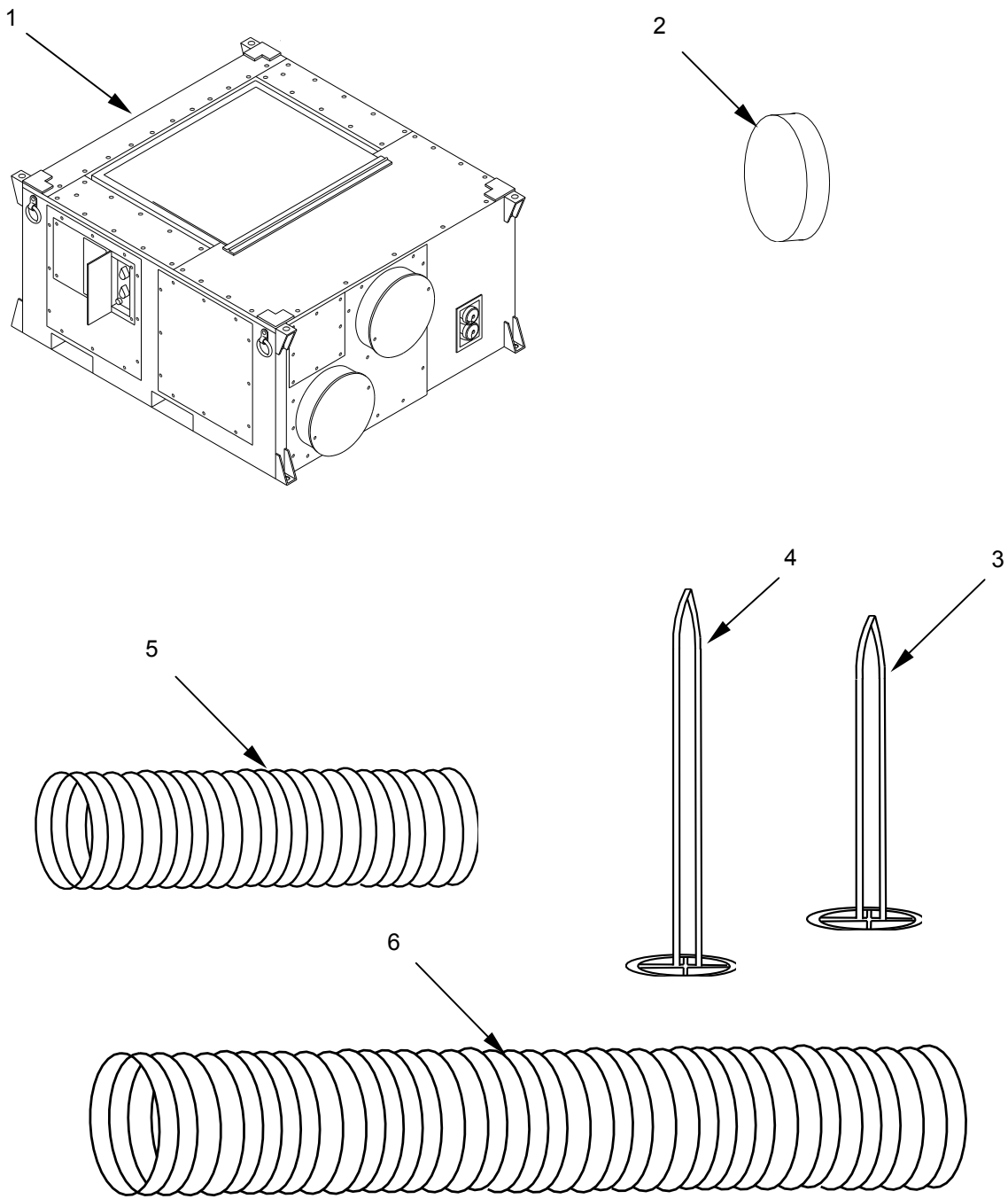


Figure 79. ECU.

(1)	(2)	(3)	(4)	(5)	(6)	(7)
ITEM NO.	SMR CODE	NSN	CAGEC	PART NUMBER	DESCRIPTION AND USABLE ON CODE (UOC)	QTY
					GROUP 0903 ECU	
					FIG. 79 ECU	
1	PAOOO	4120-01-432-6408	94833	F60S-11	. AIR CONDITIONER.....	4
2	PAOZZ	4130-00-415-9392	90598	12057-1	. . COVER, DUST	4
3	XDOZZ		97403	13230E35341	. . DUCT HOLDER 7FT.....	2
4	XDOZZ		97403	13230E35342	. . DUCT HOLDER 9FT.....	2
5	PAOZZ	4720-00-255-9034	98891	AD1700- A2D007	. . HOSE ASSEMBLY AIR DUCT	2
6	PAOZZ	4720-00-255-9032	98891	AD1700- A2D009	. . HOSE ASSEMBLY AIR DUCT	2
END OF FIGURE						

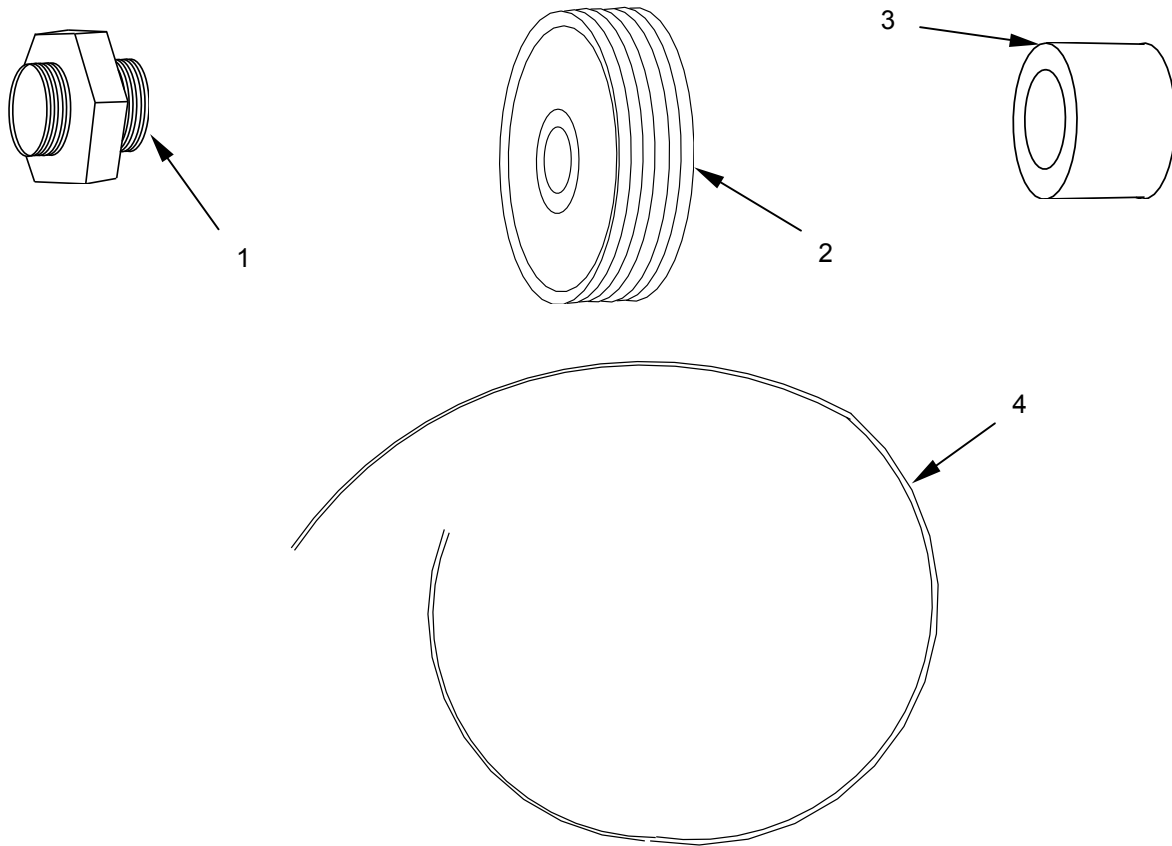


Figure 80. ECU

(1) ITEM NO.	(2) SMR CODE	(3) NSN	(4) CAGEC	(5) PART NUMBER	(6) DESCRIPTION AND USABLE ON CODE (UOC)	(7) QTY
GROUP 0903 ECU						
FIG. 80 ECU						
1	XDOZZ		97403	13230E578711	.. HOSE ADAPTER, DRAIN	4
2	XDOOO		97403	13230E35921	.. PULLEY (50HZ OPERATION)	2
3	PAOZZ	3020-01-333-3045	71956	122051	... BUSHING	2
4	XDOZZ		97403	13230E61452	.. TUBING, SILICONE 15-FT.....	2
END OF FIGURE						

UNIT AND DIRECT SUPPORT MAINTENANCE

FORCE PROVIDER FOOD SERVICE SUBSYSTEM
 FP MODULE, TAN: NSN 5419-01-473-2297
 FP MODULE, GREEN: NSN 5419-01-473-2294

FSC

REPAIR PARTS LIST

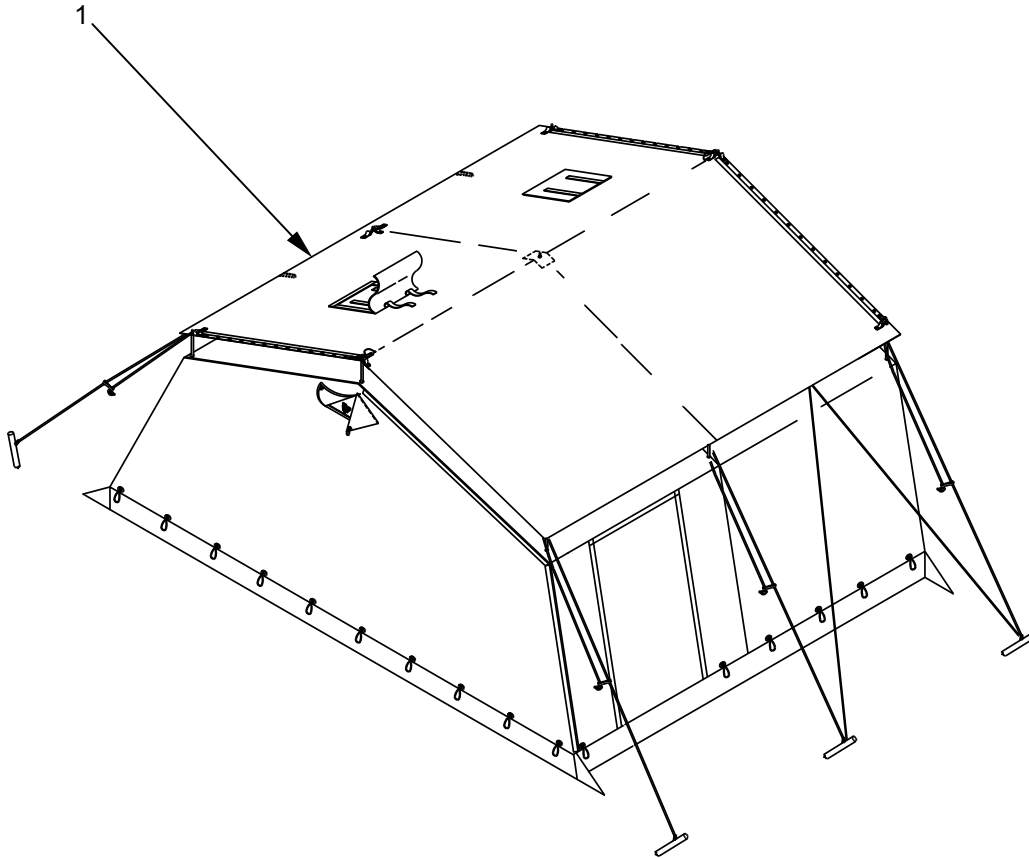


Figure 81. FSC

(1) ITEM NO.	(2) SMR CODE	(3) NSN	(4) CAGEC	(5) PART NUMBER	(6) DESCRIPTION AND USABLE ON CODE (UOC)	(7) QTY
					GROUP 0904 FOOD SANITATION CENTER FIG. 81 FSC	
1	PAOZZ	7360-01-277-2558	32682	FSC-90	. FOOD SANITATION CENTER	2
END OF FIGURE						

UNIT AND DIRECT SUPPORT MAINTENANCE

FORCE PROVIDER FOOD SERVICE SUBSYSTEM
 FP MODULE, TAN: NSN 5419-01-473-2297
 FP MODULE, GREEN: NSN 5419-01-473-2294

600-FT³ PREFABRICATED REFRIGERATOR

REPAIR PARTS LIST

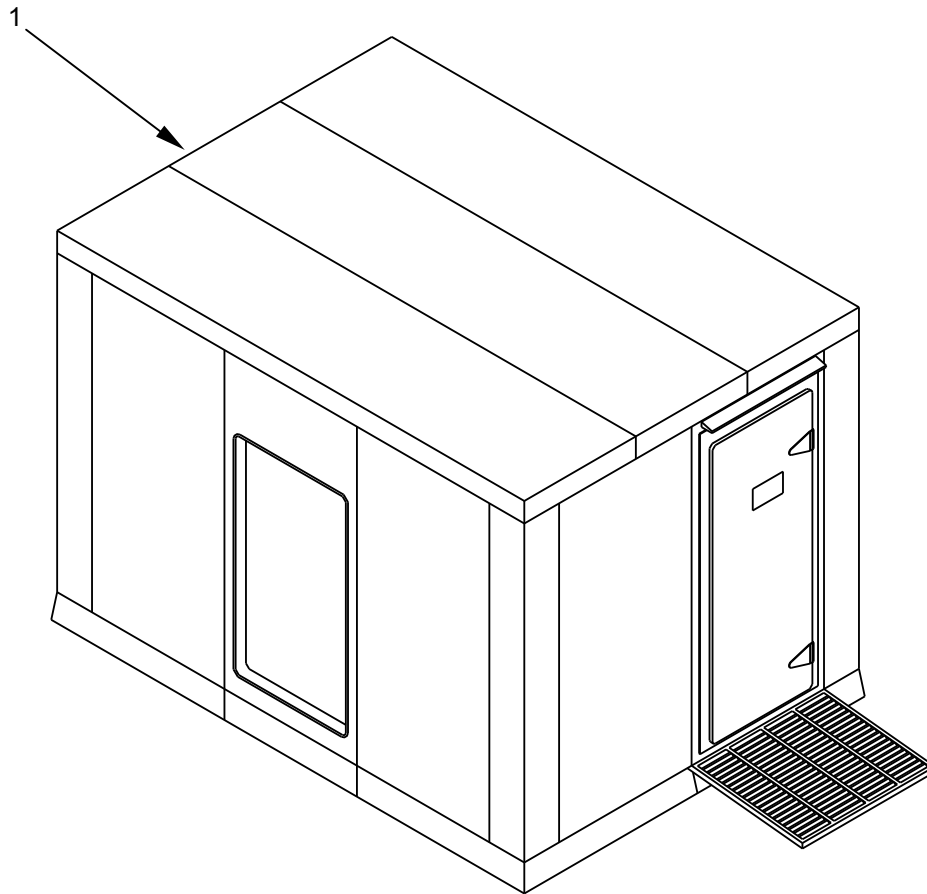


Figure 82. 600-Ft³ Prefabricated Refrigerator

(1) ITEM NO.	(2) SMR CODE	(3) NSN	(4) CAGEC	(5) PART NUMBER	(6) DESCRIPTION AND USABLE ON CODE (UOC)	(7) QTY
1	PAOZZ	4110-01-166-3579	57519	AA-600-PF	GROUP 0905 REFRIGERATOR, 600 CUBIC FOOT FIG. 82 600-FT ³ PREFABRICATED REFRIGERATOR . REFRIGERATOR, PREFABRICATED.	2
END OF FIGURE						

UNIT AND DIRECT SUPPORT MAINTENANCE

FORCE PROVIDER FOOD SERVICE SUBSYSTEM

FP MODULE, TAN: NSN 5419-01-473-2297

FP MODULE, GREEN: NSN 5419-01-473-2294

10K-BTU MECHANICAL REFRIGERATOR

REPAIR PARTS LIST

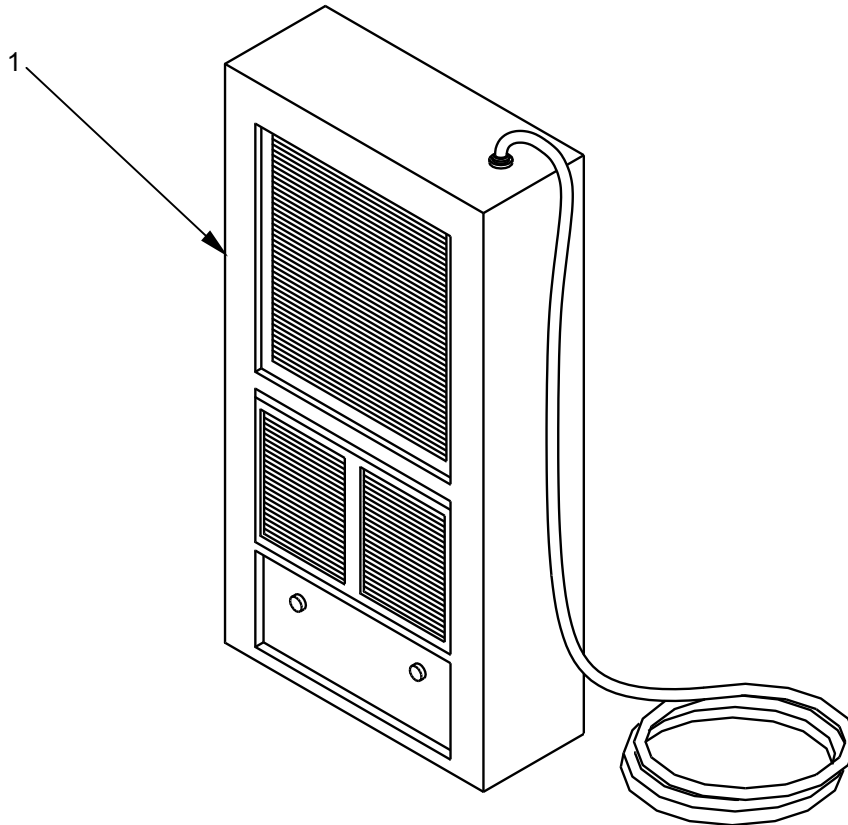


Figure 83. 10K-BTU Mechanical Refrigerator

(1) ITEM NO.	(2) SMR CODE	(3) NSN	(4) CAGEC	(5) PART NUMBER	(6) DESCRIPTION AND USABLE ON CODE (UOC)	(7) QTY
					GROUP 0906 REFRIGERATOR, 10,000 BTU	
					FIG. 83 10K-BTU MECHANICAL REFRIGERATOR	
1	PAOZZ	4110-01-389-9182	94833	F10-000RE	. REFRIGERATION UNIT, MECHANICAL	2
END OF FIGURE						

UNIT AND DIRECT SUPPORT MAINTENANCE

FORCE PROVIDER FOOD SERVICE SUBSYSTEM

FP MODULE, TAN: NSN 5419-01-473-2297

FP MODULE, GREEN: NSN 5419-01-473-2294

M80 WATER HEATER

REPAIR PARTS LIST

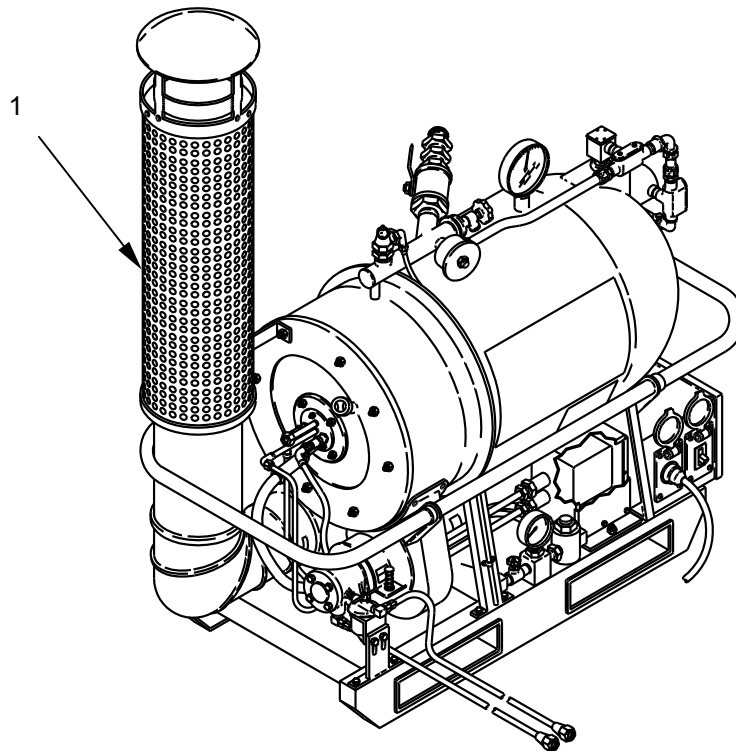


Figure 84. M80 Water Heater

(1) ITEM NO.	(2) SMR CODE	(3) NSN	(4) CAGEC	(5) PART NUMBER	(6) DESCRIPTION AND USABLE ON CODE (UOC)	(7) QTY
1	PAOOO	4520-01-162-0385	80133	76-1-6200	GROUP 0907 M80 WATER HEATER FIG. 84 M80 WATER HEATER . HEATER, WATER, LIQUID FUEL	2
END OF FIGURE						

UNIT AND DIRECT SUPPORT MAINTENANCE

**FORCE PROVIDER FOOD SERVICE SUBSYSTEM
FP MODULE, TAN: NSN 5419-01-473-2297
FP MODULE, GREEN: NSN 5419-01-473-2294**

FOOD SERVICE WATER SYSTEM

REPAIR PARTS LIST

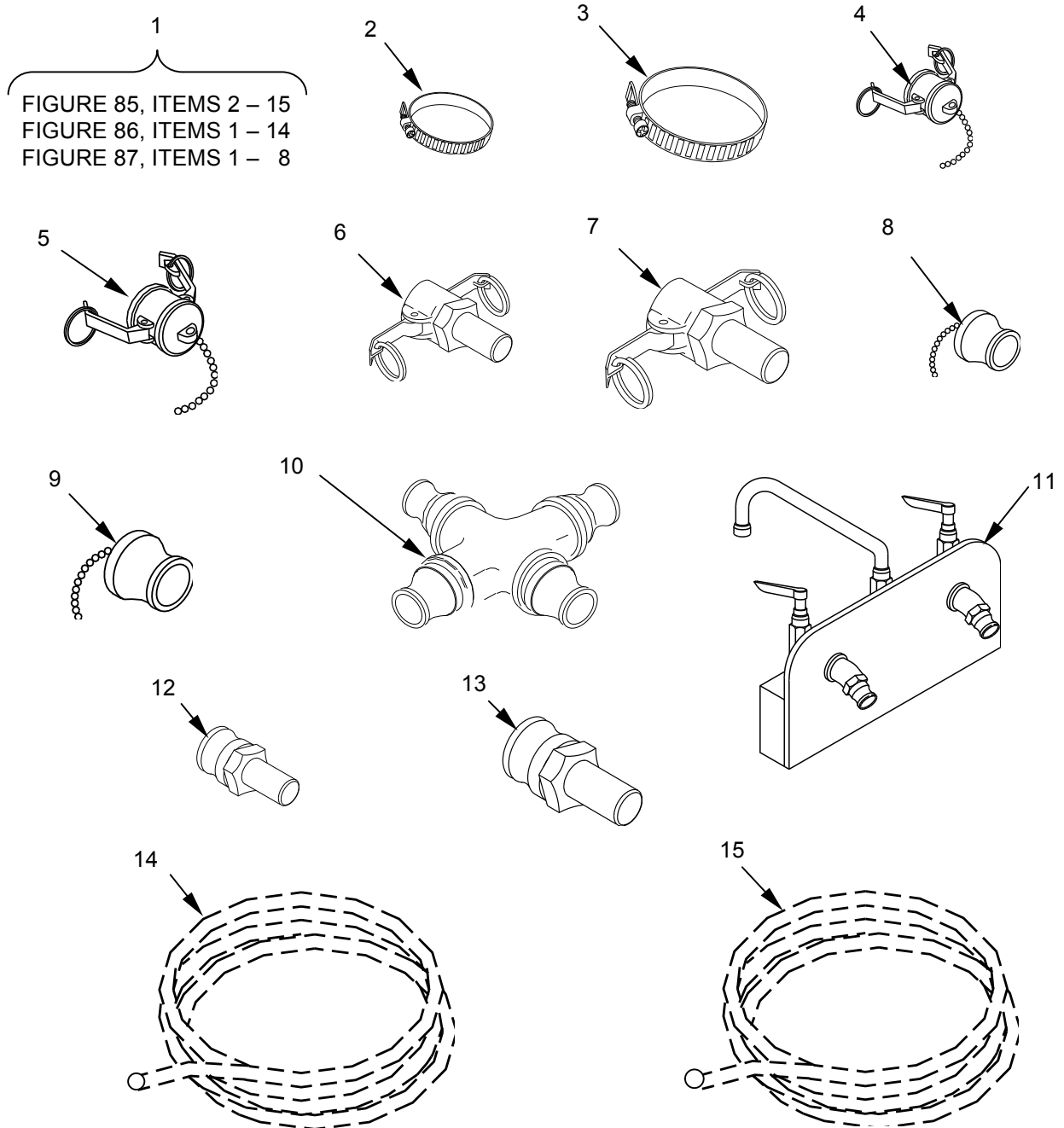


Figure 85. Food Service Water System (Distribution Kit, Force Provider Kitchen 1).

(1)	(2)	(3)	(4)	(5)	(6)	(7)
ITEM NO.	SMR CODE	NSN	CAGEC	PART NUMBER	DESCRIPTION AND USABLE ON CODE (UOC)	QTY
					GROUP 0908 WATER DISTRIBUTION KIT	
					FIG. 85 FOOD SERVICE WATER SYSTEM (DISTRIBUTION KIT, FORCE PROVIDER KITCHEN 1)	
1	PAOOO	7360-01-433-4201	81337	9-1-0196	. KITCHEN MODULE.....	1
2	PAOZZ	4730-00-908-3194	00784	1222610-8	. . CLAMP, HOSE	24
3	PAOZZ	4730-00-908-3193	58536	A-A52506	. . CLAMP, HOSE	24
4	PAOZZ	4730-01-233-0796	58536	AA59326/10-1	. . CAP, QUICK DISCONNECT	2
5	XDOZZ		96906	MS270288	. . COUPLING HALF, QD.....	2
6	PAOZZ	4730-01-139-4511	58536	A-A-59326/2B-1-B	. . COUPLING HALF, QUICK DISCONNECT	2
7	PAOZZ	4730-00-542-4031	96906	MS27025-8	. . COUPLING HALF, QUICK DISCONNECT	4
8	PAOZZ	4730-01-393-0988	58536	AA59326/11-1	. . COUPLING HALF, QUICK DISCONNECT	2
9	XDOZZ		96906	MS270298	. . COUPLING HALF, QD.....	2
10	XDOZZ		81337	634546	. . CROSS ASSEMBLY, WAS.....	1
11	PAOZZ	4510-01-223-2422	81337	1-6-707	. . FAUCET, DOUBLE.....	4
12	XDOZZ		96906	AA59326/2	. . COUPLING HALF, QD, TYPE III, ½ INCH	2
13	PAOZZ	4730-00-542-4030	58536	AA59326/2A-4-B	. . COUPLING HALF, QUICK DISCONNECT	2
14	XDOZZ		81337	166881	. . HOSE SECTION, 1-INCH.....	4
15	XDOZZ		81337	166946	. . HOSE SECTION, ½ INCH.....	4
END OF FIGURE						

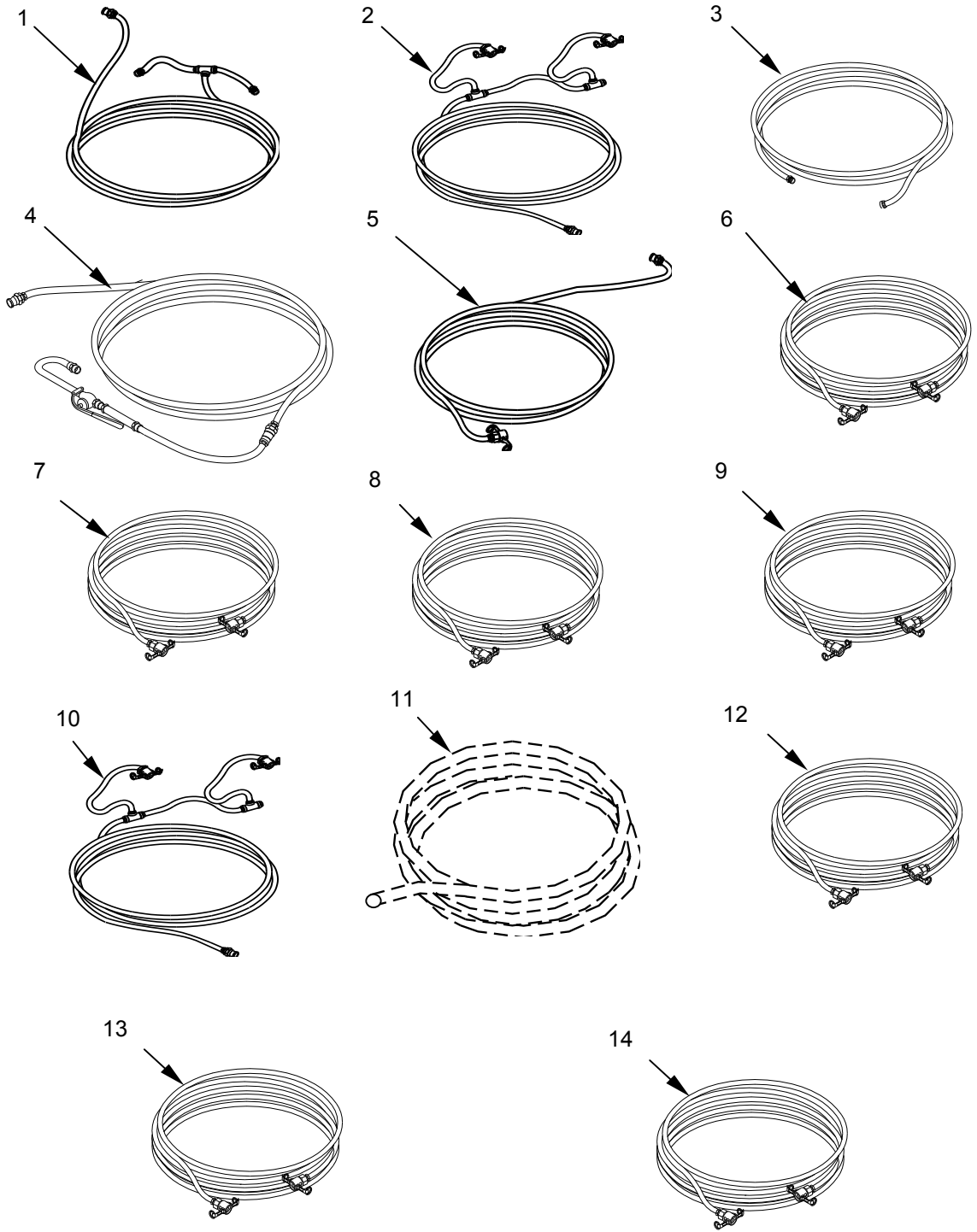


Figure 86. Food Service Water System (Water Distribution Kit, Force Provider Kitchen 2).

(1) ITEM NO.	(2) SMR CODE	(3) NSN	(4) CAGEC	(5) PART NUMBER	(6) DESCRIPTION AND USABLE ON CODE (UOC)	(7) QTY
					GROUP 0908 WATER DISTRIBUTION KIT	
					FIG. 86 FOOD SERVICE WATER SYSTEM (WATER DISTRIBUTION KIT, FORCE PROVIDER KITCHEN 2)	
1	XDOZZ		81337	910163	. . HOSE ASSEMBLY, ½ INCH TEE, ICE MACHINE	1
2	XDOZZ		81337	910164	. . HOSE ASSEMBLY, DOUBLE TEE, ½ INCH	1
3	XDOZZ		81337	910165	. . HOSE ASSEMBLY, COLD WATER, ½ INCH	1
4	XDOZZ		81337	910166	. . HOSE ASSEMBLY, STOCK POTS, ½ INCH	1
5	XDOZZ		81337	910167	. . HOSE ASSY, FOOD PREP, ½ INCH ..	1
6	XDOZZ		81337	9-1-0781-5	. . HOSE ASSY, ½ INCH X 25 FT, M X F	2
7	PAOZZ	4720-01-174-8173	97403	13225E9136-11	. . HOSE ASSEMBLY, NONMETALLIC	1
8	PAOZZ	4720-01-438-8343	97403	13225E9136-9	. . HOSE ASSEMBLY, NONMETALLIC	1
9	XDOZZ		81337	9-1-0781-85	. . HOSE ASSY, HW SUPPLY 1 IN X 25 FT	1
10	XDOZZ		81337	910169	. . HOSE ASSEMBLY, HOT WATER, ½ IN	1
11	XDOZZ		81337	1615099	. . HOSE SECTION 1¼ INCH X 45 FT	4
12	XDOZZ		81337	9-1-0782-15	. . HOSE ASSEMBLY 2 INCH X 25 FEET, WW, M X F	2
13	XDOZZ		81337	9-1-0782-68	. . HOSE ASSY 1-¼ IN X 40 FT, FC X FC	4
14	XDOZZ		81337	9-1-0781-27	. . HOSE ASSY, SUPPLY 1 INCH X 25 FEET	1
END OF FIGURE						

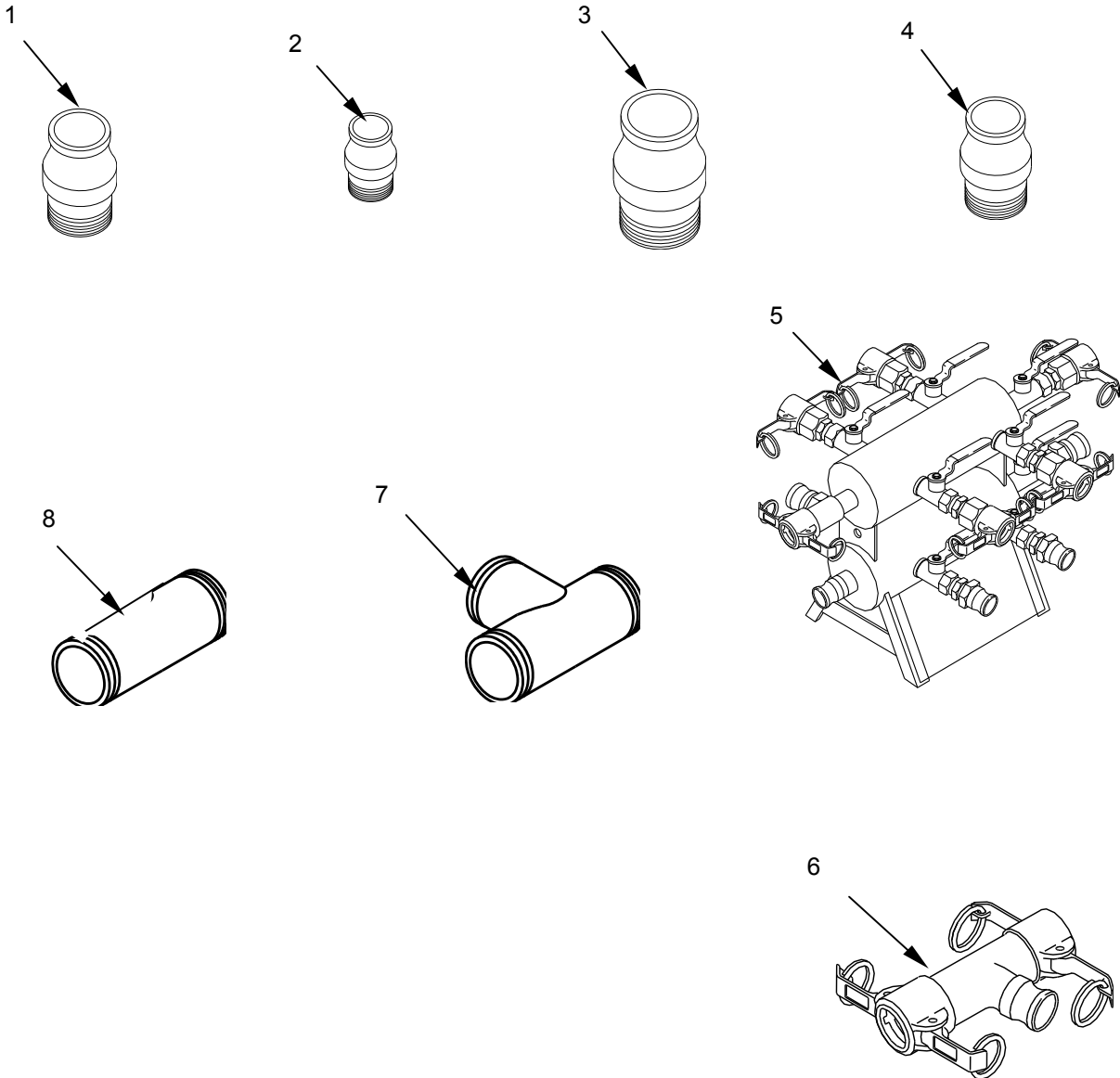


Figure 87. Food Service Water System (Water Distribution Kit, Force Provider Kitchen 3).

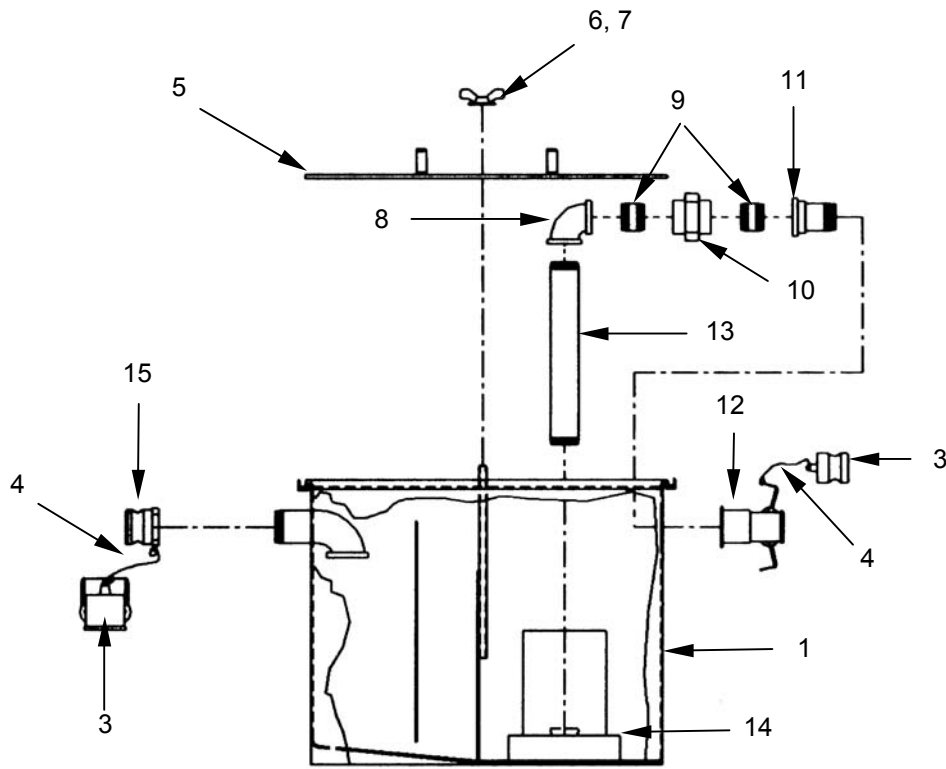
(1)	(2)	(3)	(4)	(5)	(6)	(7)
ITEM NO.	SMR CODE	NSN	CAGEC	PART NUMBER	DESCRIPTION AND USABLE ON CODE (UOC)	QTY
					GROUP 0908 WATER DISTRIBUTION KIT	
					FIG. 87 FOOD SERVICE WATER SYSTEM (WATER DISTRIBUTION KIT, FORCE PROVIDER KITCHEN 3)	
1	PAOZZ	4730-01-226-3302	14127	M17	. . ADAPTER, STRAIGHT, PIPE TO HOSE.....	1
2	XDOZZ		39428	9114228	. . HOSE NIPPLE ¼ IN X ½ IN	4
3	XDOZZ		39428	9114225	. . HOSE NIPPLE ¾ IN	4
4	XDOZZ		39428	9114227	. . HOSE NIPPLE ¾-IN.....	4
5	PAOZZ	4730-00-842-0850	81337	16705	. . MANIFOLD, WATER DIS	1
6	XDOZZ		81337	910158	. . TEE ASSEMBLY, QDISC, 1 ½ IN F X F X 1 IN M.....	1
7	XDOZZ		81337	MS143054U	. . PIPE FITTING TEE ½ IN F NPT	5
8	XDOZZ		96906	MS14305YC	. . PIPE FITTING, COUPLING, ½ INCH FEMALE NPT	5
END OF FIGURE						

UNIT AND DIRECT SUPPORT MAINTENANCE

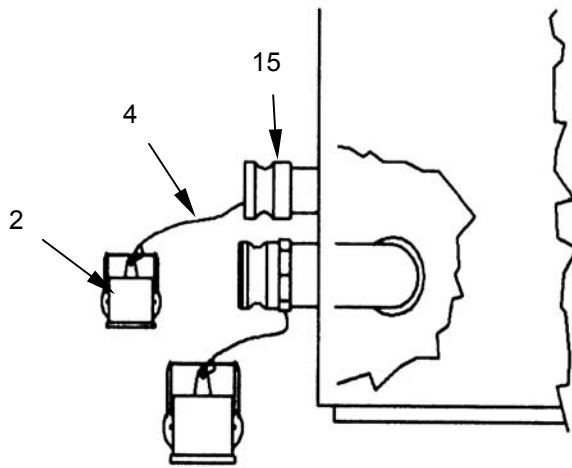
**FORCE PROVIDER FOOD SERVICE SUBSYSTEM
FP MODULE, TAN: NSN 5419-01-473-2297
FP MODULE, GREEN: NSN 5419-01-473-2294**

GREASE TRAP

REPAIR PARTS LIST



Side View



Top View

Figure 88. Grease Trap.

(1)	(2)	(3)	(4)	(5)	(6)	(7)
ITEM NO.	SMR CODE	NSN	CAGEC	PART NUMBER	DESCRIPTION AND USABLE ON CODE (UOC)	QTY
					GROUP 0909 GREASE TRAP ASSBEMLY FIG. 88 GREASE TRAP	
1	XDOZZ		81337	9-1-0562	. ASSEMBLY, TRAP, GREASE.....	2
2	XDOZZ		58536	A-A-59326/10	. . CAP, DUST, QD, CLASS B, 1 ¼ IN	1
3	XDOZZ		58536	A-A-59326/11	. . PLUG, DUST, QD, 2 INCH, CLASS B	1
4	PAOZZ	4010-00-171-4512	81346	ASTM-A466	. . CHAIN, WELDLESS.....	2
5	XDOZZ		81337	9107891	. . COVER, GREASE TRAP	1
6	XDOZZ		0KVE6	98023A036	. . WING NUT, STEEL, ZINC, ¾ INCH....	1
7	XDOZZ		0KVE6	98023A036	. . WASHER, FLAT, HIGH STRENGTH ..	1
8	PAOZZ	4730-00-221-3938	05047	ASME B16.4	. . ELBOW PIPE	1
9	XDOZZ		81346	ASTM A53	. . NIPPLE, STRAIGHT 1 ½ INCH X 3 INCH.....	2
10	XDOZZ		05047	ASME 16.4	. . UNION, 1 ½ INCH, BLACK IRON, CL 125.....	1
11	XDOZZ		05047	ASME 16.4	. . BUSHING, HEX MALE X FEMALE, 2 X 1 ½ INCH	1
12	XDOZZ		58536	A-A-59326/7	. . COUPLING, QD, 2 INCH FEMALE X 2 INCH MALE, NPT	1
13	XDOZZ		81346	ASTM-A53	. . NIPPLE, STRAIGHT 1 ½ INCH X 13 INCH BLACK IRON	1
14	PAOZZ	4320-01-260-0573	10494	BCS33.3HP	. . PUMP UNIT, CENTRIFUGAL	1
15	XDOZZ		58536	A-A-59326/2	. . COUPLING, 1¼ INCH MALE QD X 1¼ INCH MALE NPT.....	1

END OF FIGURE

UNIT AND DIRECT SUPPORT MAINTENANCE

FORCE PROVIDER FOOD SERVICE SUBSYSTEM
FP MODULE, GREEN NSN 5419-01-473-2294
FP MODULE, TAN NSN 5419-01-473-2297

SEWAGE EJECTION PUMP

REPAIR PARTS LIST

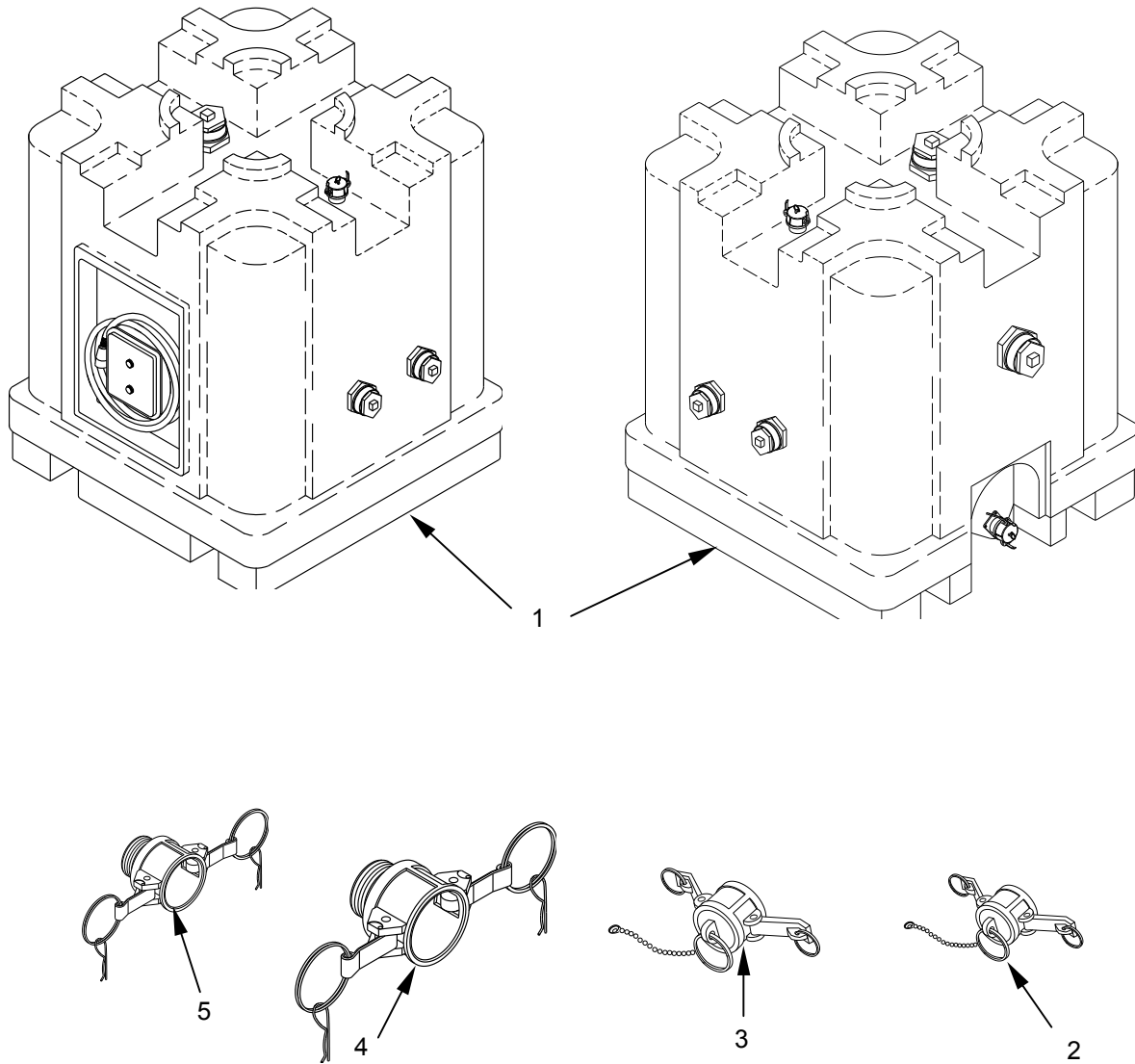


Figure 89. Sewage Ejection Pump.

(1)	(2)	(3)	(4)	(5)	(6)	(7)
ITEM NO.	SMR CODE	NSN	CAGEC	PART NUMBER	DESCRIPTION AND USABLE ON CODE (UOC)	QTY
					GROUP 0910 SEP	
					FIG. 89 SEWAGE EJECTION PUMP	
1	PAOOO	4630-01-505-3746	81337	9-1-0527	. PUMPING UNIT, SEWAGE.....	1
2	PAOZZ	4730-01-527-8229	39428	5535K44	.. CAP HOSE	3
3	XDOZZ		39428	5535K63	.. DUST CAP 3 INCH.....	2
4	PAOZZ	4730-01-533-8724	39428	52155K45	.. COUPLING HALF QUICK DISCONNECT	3
5	XDOZZ		39428	52155K47	.. COUPLING CAM/GROOVED HOSE FEMALE, ADAPTER, 3-INCH, NPT, M3.....	2
END OF FIGURE						

UNIT AND DIRECT SUPPORT MAINTENANCE

FORCE PROVIDER FOOD SERVICE SUBSYSTEM
 FP MODULE, TAN: NSN 5419-01-473-2297
 FP MODULE, GREEN: NSN 5419-01-473-2294

COFFEE MACHINE

REPAIR PARTS LIST

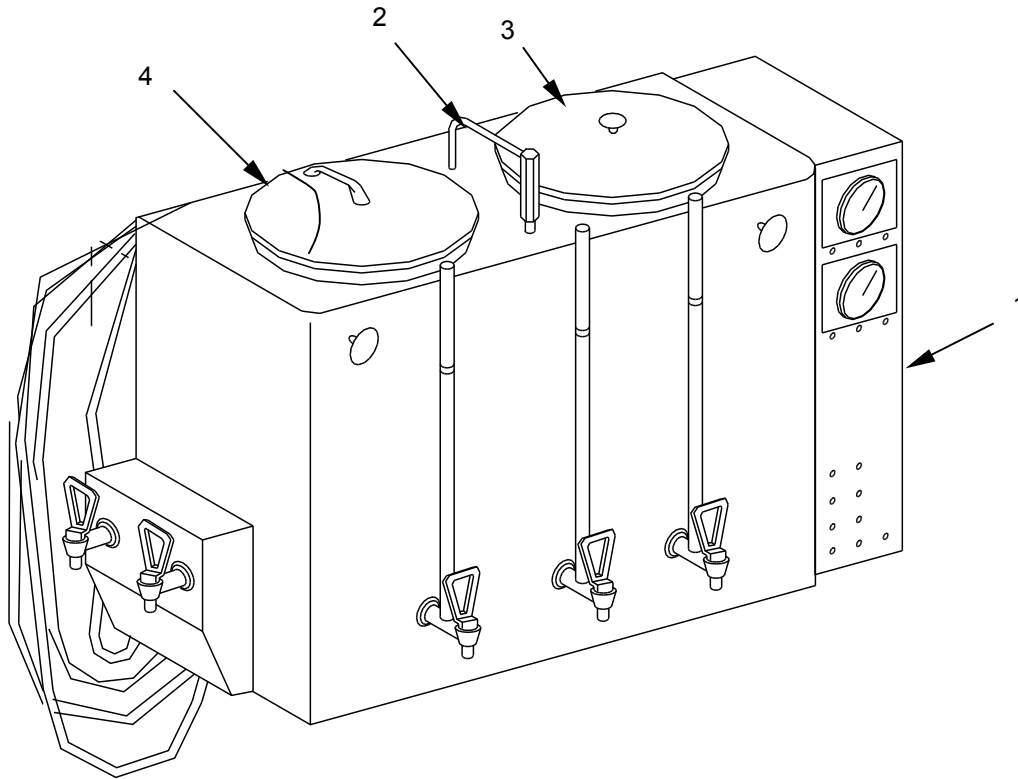


Figure 90. Coffee Machine.

(1) ITEM NO.	(2) SMR CODE	(3) NSN	(4) CAGEC	(5) PART NUMBER	(6) DESCRIPTION AND USABLE ON CODE (UOC)	(7) QTY
					GROUP 0911 COFFEE MACHINE	
					FIG. 90 COFFEE MACHINE	
1	PAOOO	7310-01-374-5832	02594	7416E (208/60/3)	. . URN, COFFEE, SINGLE	1
2	XDOZZ		02594	A1214019	. . SPRAY ARM.....	1
3	XDOZZ		02594	A800006	. . COVER, URN, 6 GALLON.....	1
4	XDOZZ		02594	ABB6	. . BREW BASKET 6 GALLON	1
END OF FIGURE						

UNIT AND DIRECT SUPPORT MAINTENANCE

FORCE PROVIDER SITE PREPARATION AND MAINTENANCE SUBSYSTEM

FP MODULE, TAN: NSN 5419-01-473-2297

FP MODULE, GREEN: NSN 5419-01-473-2294

SITE PREPARATION AND MAINTENANCE SUBSYSTEM

REPAIR PARTS LIST

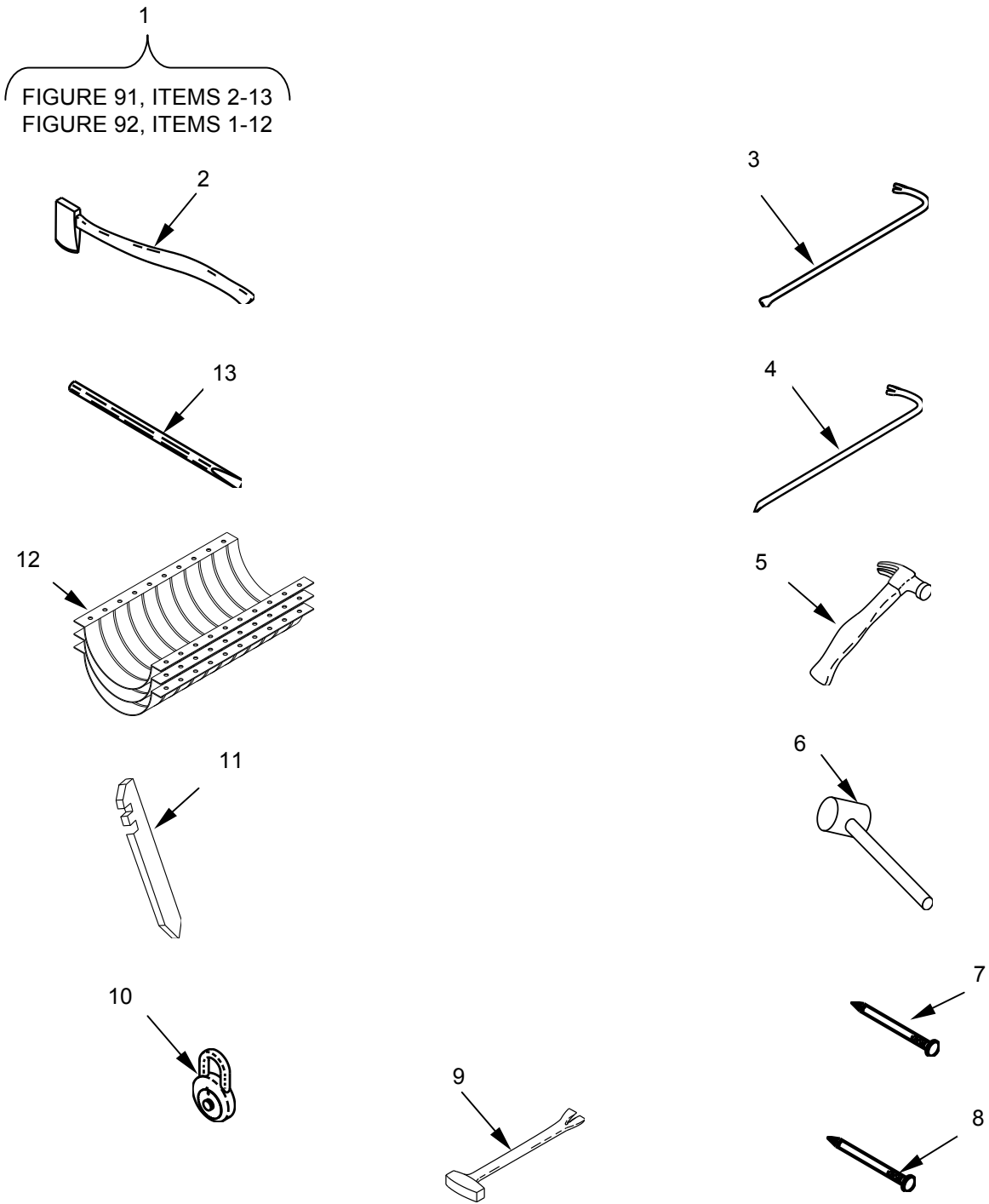


Figure 91. Site Preparation and Maintenance Subsystem.

(1)	(2)	(3)	(4)	(5)	(6)	(7)
ITEM NO.	SMR CODE	NSN	CAGEC	PART NUMBER	DESCRIPTION AND USABLE ON CODE (UOC)	QTY
					GROUP 10 SITE PREPARATION AND MAINTENANCE SUBSYSTEM	
					FIG. 91 SITE PREPARATION AND MAINTENANCE SUBSYSTEM	
1	ADDDD		81337	9-1-0199	SITE PREPARATION.....	1
2	PAOZZ	5110-00-293-2336	19207	6150925	. AX, SINGLE BIT.....	1
3	PAOZZ	5120-00-965-0879	80244	5120-00-965-0879	. BAR, COMBINATION PRY AND SCRAPER.....	5
4	PAOZZ	5120-00-242-0762	94536	1171600	. BAR, WRECKING.....	5
5	PAOZZ	5120-01-112-8351	05047	B107-41	. HAMMER, HAND.....	5
6	PAOZZ	5120-00-926-7116	80244	PD5120-00-926-7116	. MALLET, WOOD.....	2
7	PAOZZ	5315-00-753-3884	80874	S0105L	. NAIL.....	20
8	PAOZZ	5315-00-753-3882	81346	ASTM-F1667 NL-CM-S-07B	. NAIL.....	20
9	PAOZZ	5120-00-809-9450	0A9M2	9450	. OPENER, CRATE.....	5
10	PAOZZ	5340-00-292-0896	81346	ASTM F883	. PADLOCK.....	25
11	PAOZZ	8340-00-261-9751	64067	8340-00-261-9751	. PIN, TENT.....	200
12	PAOZZ	4710-00-273-1041	81349	M236A112	. PIPE, CULVERT, METALLIC.....	120
13	PAOZZ	5120-00-224-1389	58536	A-A-2565	. BAR, PRY.....	5
END OF FIGURE						

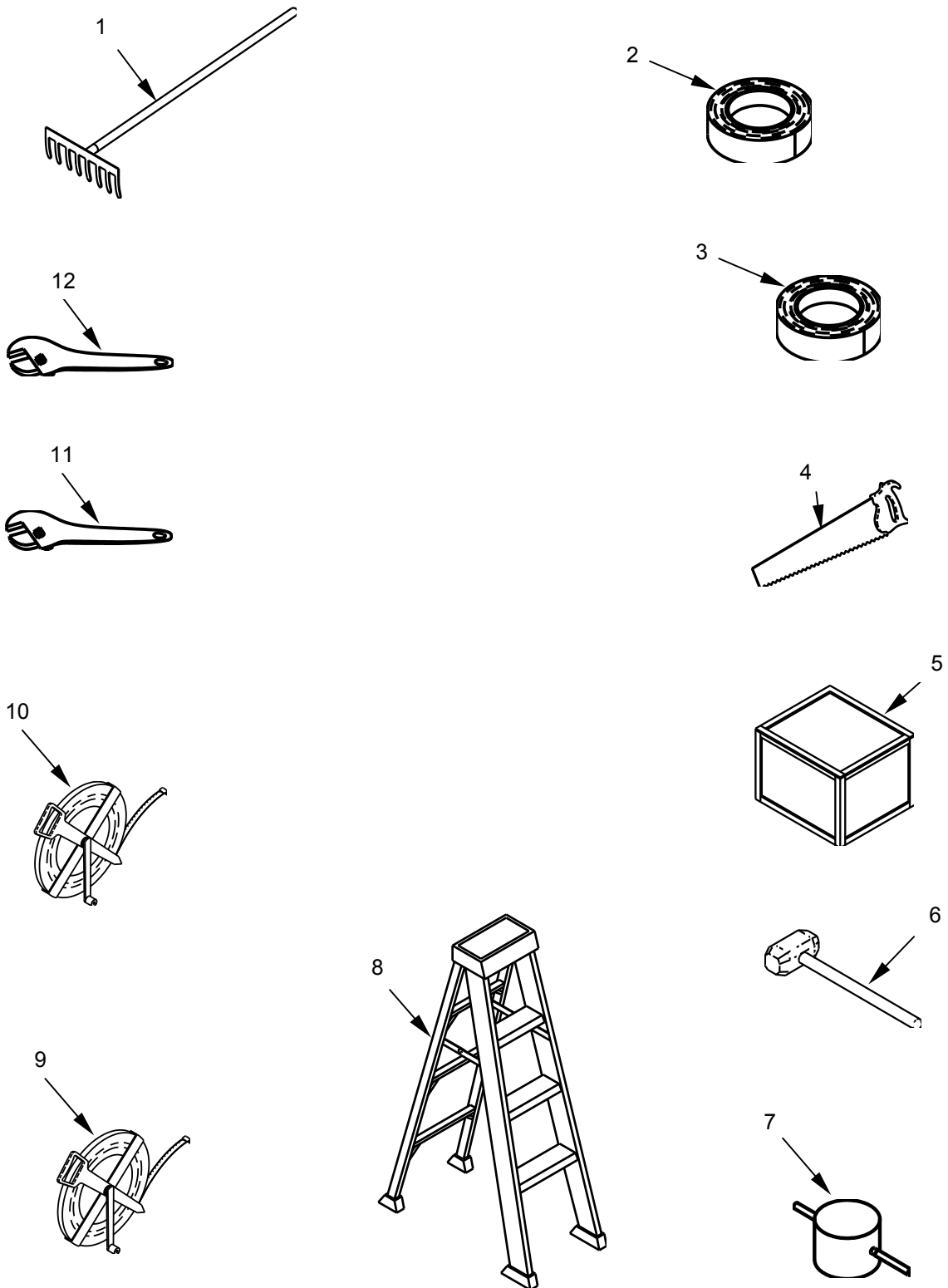


Figure 92. Site Preparation and Maintenance Subsystem.

(1)	(2)	(3)	(4)	(5)	(6)	(7)
ITEM NO.	SMR CODE	NSN	CAGEC	PART NUMBER	DESCRIPTION AND USABLE ON CODE (UOC)	QTY
					GROUP 10 SITE PREPARATION AND MAINTENANCE SUBSYSTEM	
					FIG. 92 SITE PREPARATION AND MAINTENANCE SUBSYSTEM	
1	PAOZZ	3750-00-171-7182	58536	A-A-2846	. RAKE, GARDENING	10
2	PAOZZ	9905-01-485-2059	3MPZ5	ARCTIC GLO PINK	. RIBBON, FLAGGING, SURVEYORS...	1
3	PAOZZ	9905-00-196-1068	3MPZ5	TFGL	. RIBBON, FLAGGING, SURVEYORS...	1
4	PAOZZ	5110-00-293-3435	80244	5110-00-293-3435	. SAW, HAND, CROSSCUT	2
5	PAOZZ	3610-01-219-6780	81349	MIL-S-44355	. SIGN MAKING KIT, PORTABLE	8
6	PAOZZ	5120-00-900-6098	05047	B107.54	. HAMMER, HAND	5
7	PAOZZ	5120-01-013-1676	45255	P47-144	. SLIDE HAMMER, GROUND ROD	1
8	PAOZZ	5440-00-227-1593	80204	ANSIA14.1	. STEPLADDER.....	2
9	XDOZZ		81337	9101731	. TAPE, MEASURING	2
10	PAOZZ	5210-01-469-3423	37163	PS1709	. TAPE, MEASURING	1
11	PAOZZ	5120-00-264-3796	05047	B107.8	. WRENCH, ADJUSTABLE	5
12	PAOZZ	5120-00-240-5328	05047	B107.8	. WRENCH, ADJUSTABLE	5
END OF FIGURE						

UNIT AND DIRECT SUPPORT MAINTENANCE

FORCE PROVIDER ADMINISTRATION SUBSYSTEM
FP MODULE, TAN: NSN 5419-01-473-2297
FP MODULE, GREEN: NSN 5419-01-473-2294

ADMINISTRATION SUBSYSTEM

REPAIR PARTS LIST

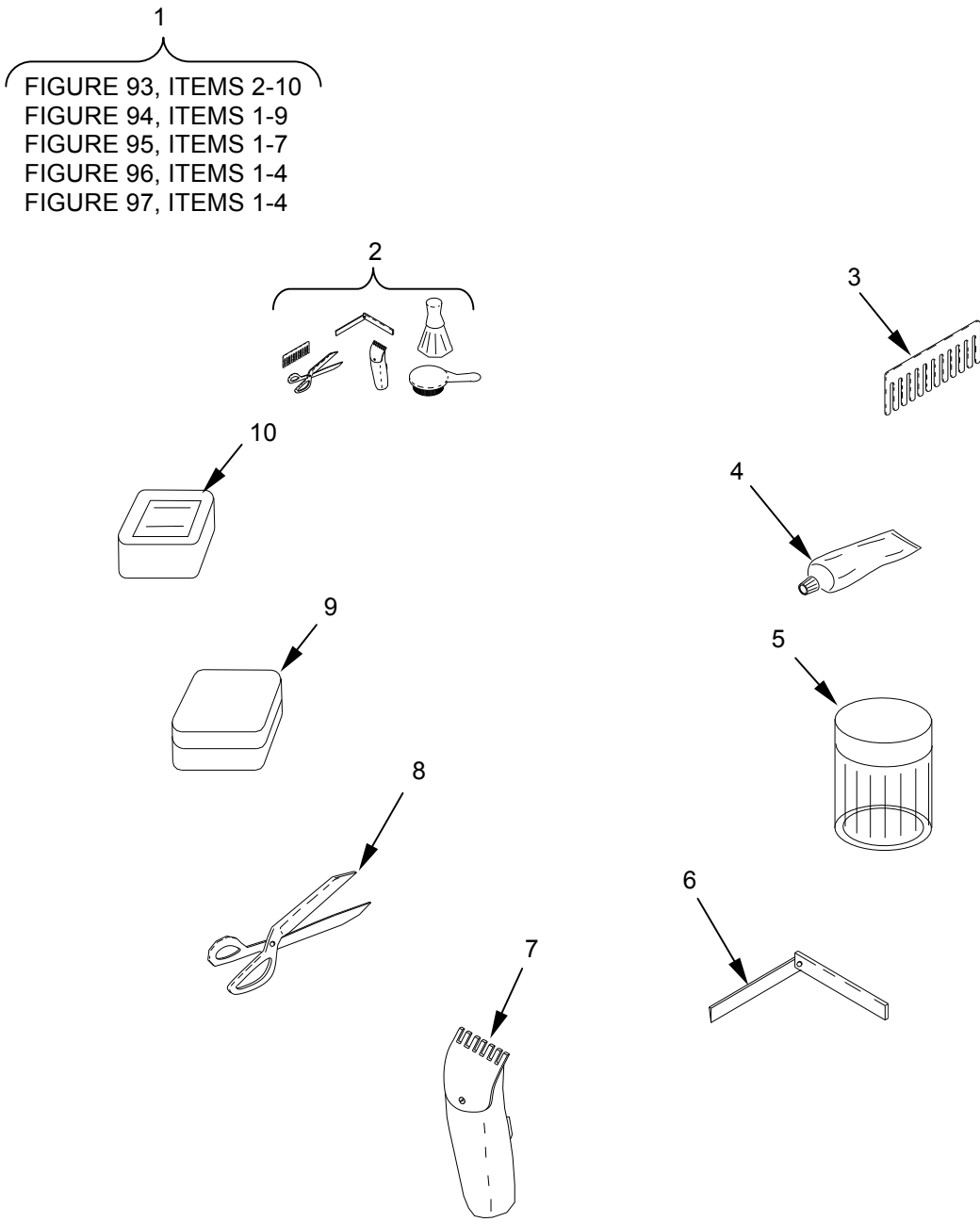


Figure 93. Administration Subsystem (Barber Kit).

(1)	(2)	(3)	(4)	(5)	(6)	(7)
ITEM NO.	SMR CODE	NSN	CAGEC	PART NUMBER	DESCRIPTION AND USABLE ON CODE (UOC)	QTY
					GROUP 11 ADMINISTRATIVE SUBSYSTEM	
					FIG. 93. SUBSYSTEM, ADMINISTRATION (BARBER KIT)	
1	ADDDD		81337	9-1-0696-1	ADMINISTRATION GREEN UOC:FSN.....	1
1	ADDDD		81337	9-1-0696-2	ADMINISTRATION TAN UOC:FSQ	1
2	PAOZZ	3590-00-058-1837	OT1Y7	99003	. BARBER KIT	5
3	PAOZZ	8530-01-293-1384	80244	8530-01-293-1384	. . COMB, HAIR	2
4	PAOZZ	8520-01-303-4039	80244	8520-01-303-4039	. . CREAM, SHAVING.....	1
5	PAOZZ	6840-00-753-4797	81348	O-D-1435	. . DISINFECTANT, GENERAL PURPOSE	2
6	PAOZZ	8530-01-347-9576	80244	8530-01-347-9576	. . RAZOR, SAFETY	80
7	PAOZZ	8590-00-170-8462	1BL64	BRESSANT HAND	. . CLIPPER HAIR.....	1
8	PAOZZ	3590-00-161-6913	1BZF5	3590-00-161-6913	. . SHEARS, BARBERS.....	2
9	PAOZZ	8530-01-371-0055	1B1Y1	20272	. . SOAPBOX	1
10	PAOZZ	8520-00-129-0803	61071	06900	. . SOAP, TOILET	2
END OF FIGURE						

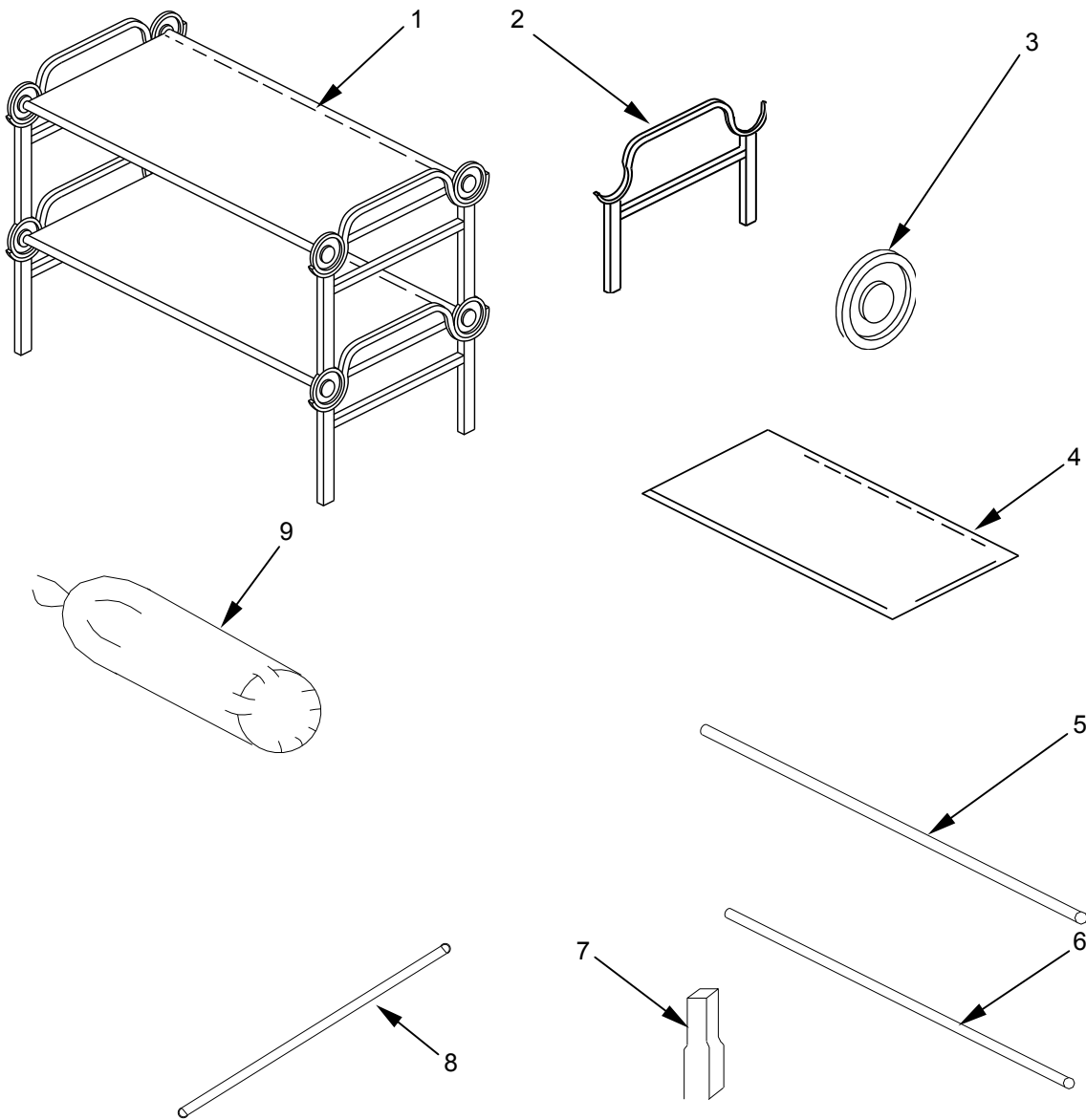


Figure 94. Administration Subsystem (Disco Bunk).

(1)	(2)	(3)	(4)	(5)	(6)	(7)
ITEM NO.	SMR CODE	NSN	CAGEC	PART NUMBER	DESCRIPTION AND USABLE ON CODE (UOC)	QTY
					GROUP 11 ADMINISTRATION SUBSYSTEM	
					FIG. 94. ADMINISTRATION SUBSYSTEM DISCO BUNK	
1	XBOOO	7120-01-519-1117	81337	19803MF	. BED, BUNKABLE	50
2	XBOZZ		DF810	19803M01	. . FRAME, BED ENDS	2
3	XBOZZ		DF810	19803M04	. . DISC	4
4	XBOZZ		DF810	19803M05	. . MAT, POLYPROPYLENE	1
5	XBOZZ		DF810	19803M02	. . SIDE RAIL, SWAGED	4
6	XBOZZ		DF810	19803M03	. . SIDE RAIL, UNSWAGED	2
7	XBOZZ		DF810	19803M06	. . STACK ADAPTORS, EXT	4
8	XBOZZ		DF810	19803M08	. . STRAP, LOCKING	2
9	XBOZZ		DF810	19803M07	. . TRANSPORT BAG, CANVAS	1
END OF FIGURE						

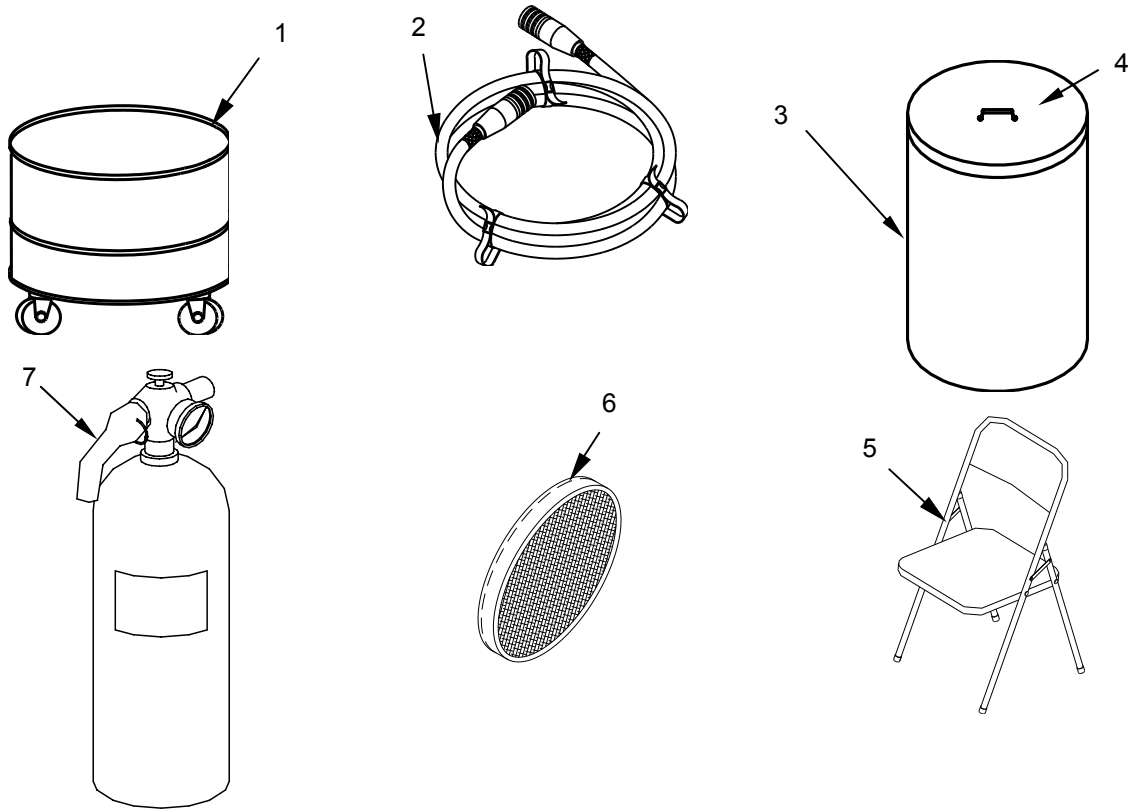


Figure 95. Administration Subsystem

(1)	(2)	(3)	(4)	(5)	(6)	(7)
ITEM NO.	SMR CODE	NSN	CAGEC	PART NUMBER	DESCRIPTION AND USABLE ON CODE (UOC)	QTY
GROUP 11 ADMINISTRATION SUBSYSTEM						
FIG. 95. ADMINISTRATION SUBSYSTEM						
1	PAOZZ	7920-00-926-5243	80244	7920-00-926-5243	. BUCKET, MOP	6
2	PAOZZ	6150-01-220-5588	81349	M29184/3-02	. CABLE ASSEMBLY, POWER, ELECTRICAL	12
3	PAOZZ	7240-00-160-0440	OT115	90146HDC	. CAN, TRASH AND GARBAGE	6
4	PAOZZ	7240-00-161-1143	OT115	90146HDL	. COVER, CAN, TRASH AND GARBAGE	6
5	PAOZZ	7105-00-269-8463	80063	SCD539471	. CHAIR, FOLDING	56
6	PAOZZ	4130-01-415-7300	81337	9-1-0146-1	. DUCT ADAPTER, KIT AIR CONDITIONER	9
7	PAOZZ	4210-00-889-2491	58536	AA393-A1C	. EXTINGUISHER FIRE	6
END OF FIGURE						

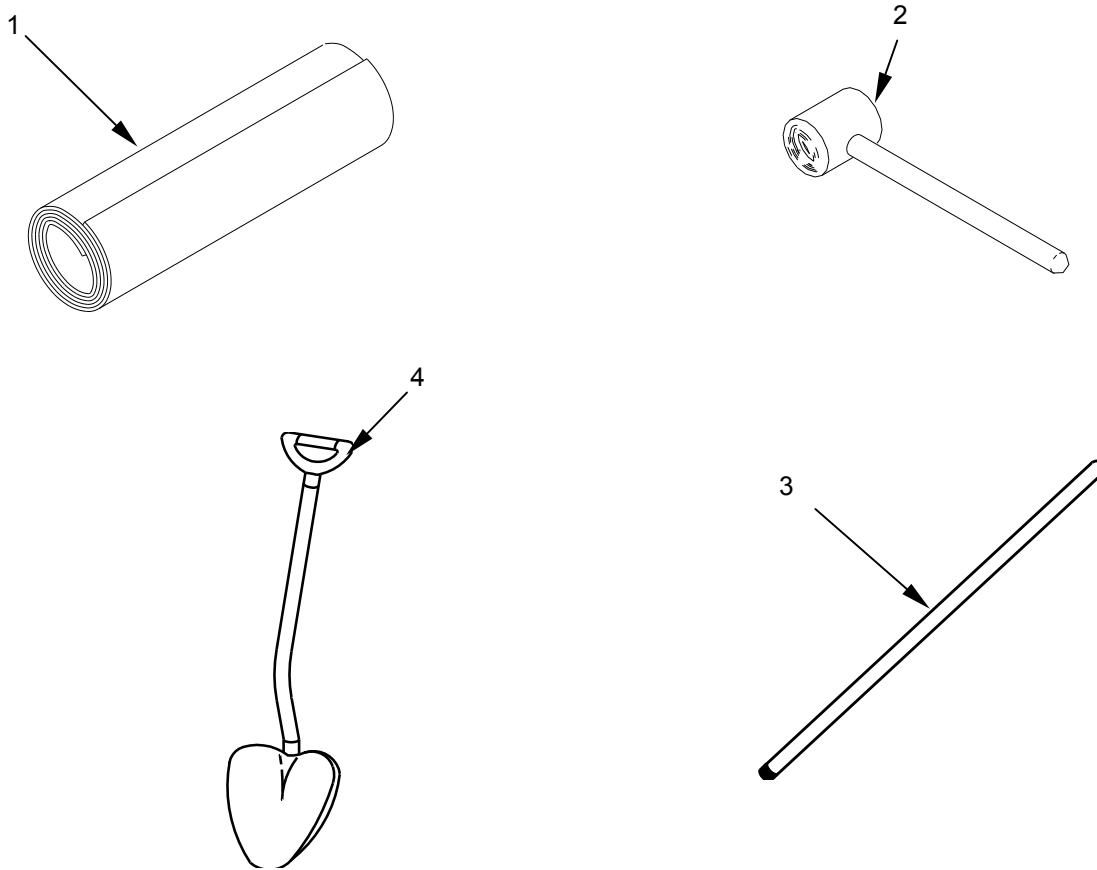


Figure 96. Administration Subsystem

(1) ITEM NO.	(2) SMR CODE	(3) NSN	(4) CAGEC	(5) PART NUMBER	(6) DESCRIPTION AND USABLE ON CODE (UOC)	(7) QTY
GROUP 11 ADMINISTRATION SUBSYSTEM						
FIG. 96. ADMINISTRATION SUBSYSTEM						
1	PAOZZ	7220-01-469-3424	81337	9-1-0189-1	. MATTING FLOOR.....	6
2	PAOZZ	5120-00-926-7116	80244	PD5120-00-926-7116	. MALLET, WOOD.....	3
3	PAOZZ	7920-00-267-1218	83421	7920-00-267-1218	. HANDLE, MOP	6
4	PAOZZ	5120-00-293-3336	80244	5120-00-293-3336	. SHOVEL, HAND	6
END OF FIGURE						

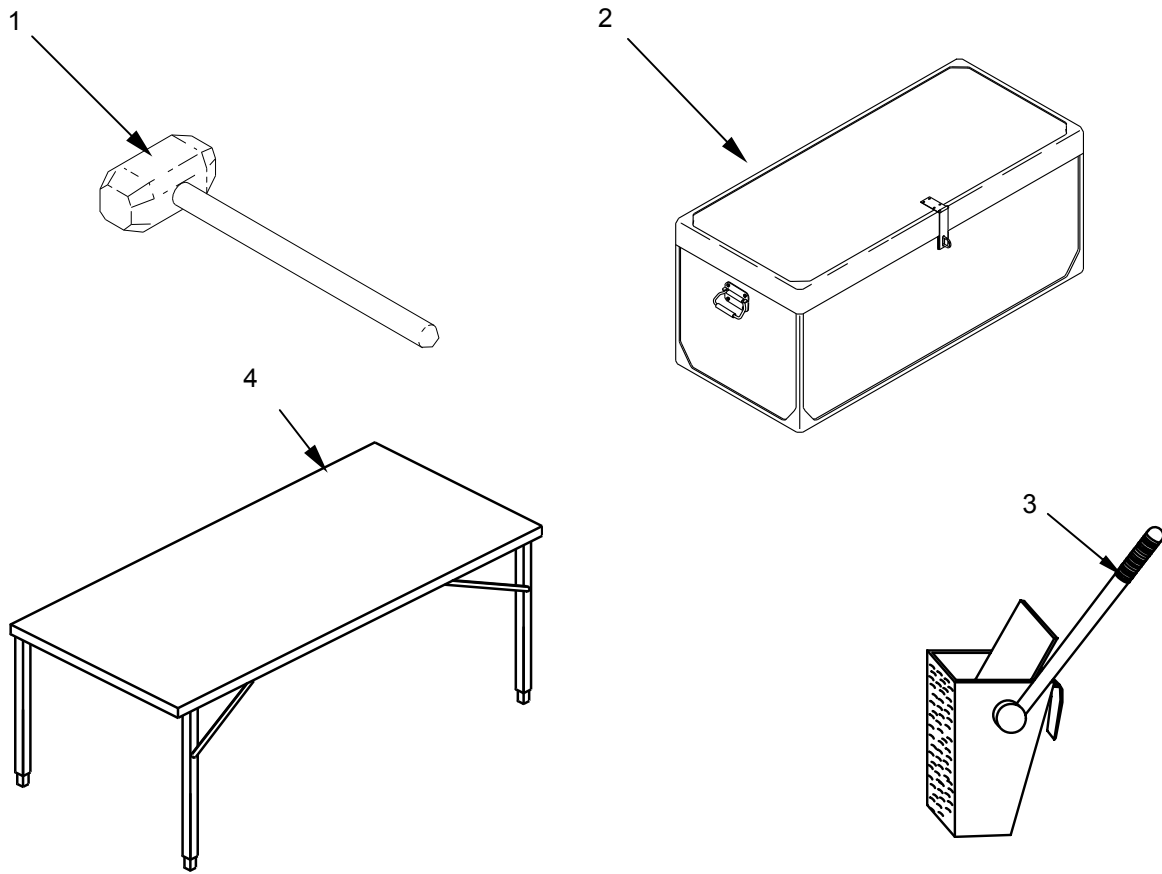


Figure 97. Administration Subsystem

(1) ITEM NO.	(2) SMR CODE	(3) NSN	(4) CAGEC	(5) PART NUMBER	(6) DESCRIPTION AND USABLE ON CODE (UOC)	(7) QTY
					GROUP 11 ADMINISTRATION SUBSYSTEM	
					FIG. 97. ADMINISTRATION SUBSYSTEM	
1	PAOZZ	5120-00-900-6098	05047	B107.54	. HAMMER, HAND	3
2	PAOZZ	8460-01-471-1024	58536	A-A-59490	. TRUNK, LOCKER	52
3	PAOZZ	7110-01-415-6895	81337	9-1-0191	. TABLE, FOLDING, LEGS	6
4	PAOZZ	7920-00-682-6861	80244	7920-00-682- 6861	. WRINGER, MOP	6
END OF FIGURE						

UNIT AND DIRECT SUPPORT MAINTENANCE

FORCE PROVIDER ADMINISTRATION SUBSYSTEM
FP MODULE, TAN: NSN 5419-01-473-2297
FP MODULE, GREEN: NSN 5419-01-473-2294

TEMPER

REPAIR PARTS LIST

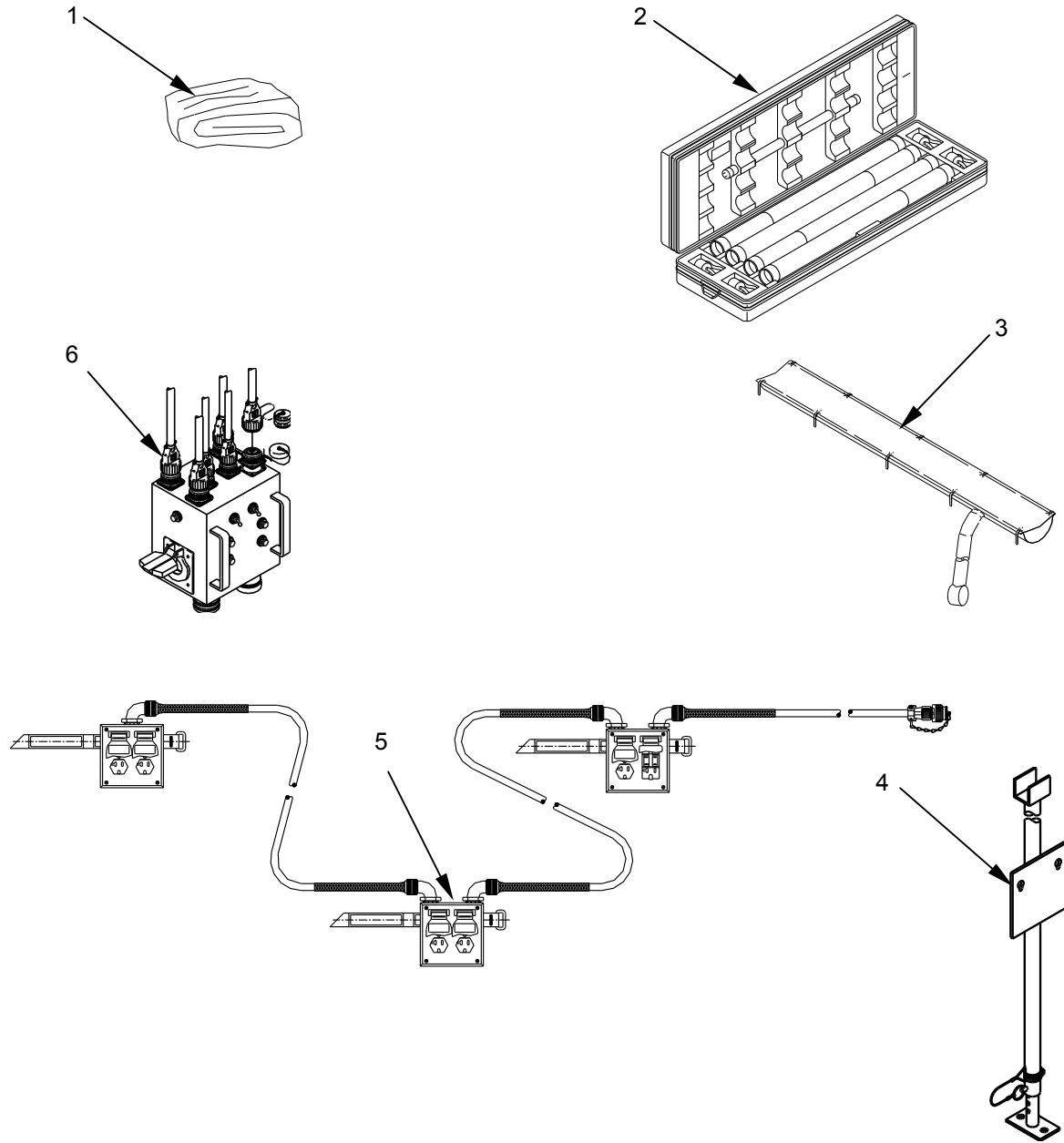


Figure 98. TEMPER.

(1)	(2)	(3)	(4)	(5)	(6)	(7)
ITEM NO.	SMR CODE	NSN	CAGEC	PART NUMBER	DESCRIPTION AND USABLE ON CODE (UOC)	QTY
					GROUP 1101 ADMINISTRATIVE TEMPER	
					FIG. 98. TEMPER	
1	PAOZZ	8340-01-186-3019	81349	MIL-T-44243	. COVER, TENT UOC:FSN.....	12
1	PAOZZ	8340-01-198-7620	81337	5-4-3359-2	. COVER, TENT UOC:FSQ	12
2	PAOZZ	6230-01-242-2016	81349	M44259-I	. LIGHT SET, GENERAL ILLUMINATION.....	12
3	PAOZZ	8340-01-186-3035	81349	MIL-T-44243	. PLENUM, TENT	6
4	PAOZZ	6110-01-242-6691	81337	1-6-6005	. STAND, DISTRIBUTION	6
5	PAOZZ	6150-01-470-1916	81337	9-1-0624	. DISTRIBUTION SYSTEM, ELECTRICAL.....	12
6	PAOZZ	6110-01-251-0402	81337	1-6-6041-1	. DISTRIBUTION BOX.....	6
END OF FIGURE						

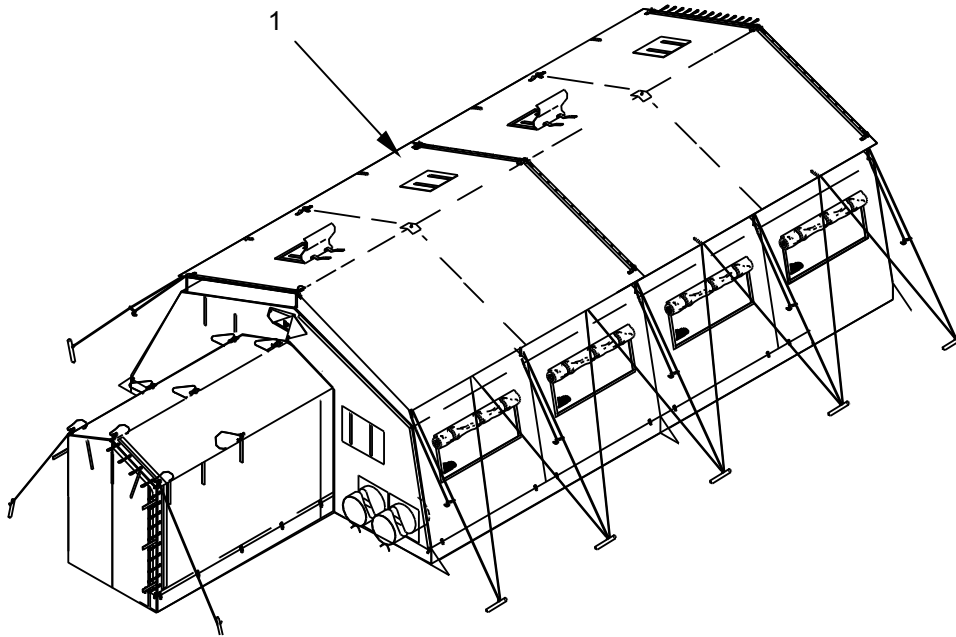


Figure 99. TEMPER

(1) ITEM NO.	(2) SMR CODE	(3) NSN	(4) CAGEC	(5) PART NUMBER	(6) DESCRIPTION AND USABLE ON CODE (UOC)	(7) QTY
					GROUP 1101 ADMINISTRATION TEMPER	
					FIG. 99. TEMPER	
1	PAOZZ	8340-01-196-6272	81349	MIL-DTL-44271	. TENT UOC:FSN.....	6
1	PAOZZ	8340-01-185-2628	81349	MIL-DTL-44271	. TENT UOC:FSQ	6
END OF FIGURE						

UNIT AND DIRECT SUPPORT MAINTENANCE

FORCE PROVIDER ADMINISTRATION SUBSYSTEM
 FP MODULE, TAN: NSN 5419-01-473-2297
 FP MODULE, GREEN: NSN 5419-01-473-2294

DISE/PDISE

REPAIR PARTS LIST

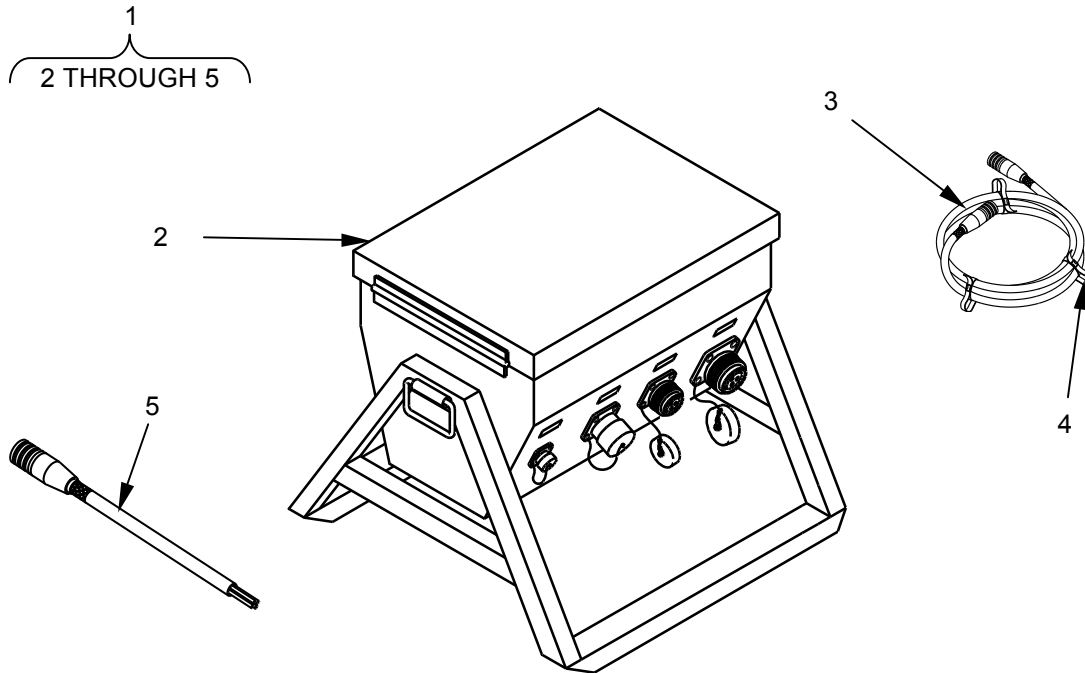


Figure 100. DISE/PDISE

(1) ITEM NO.	(2) SMR CODE	(3) NSN	(4) CAGEC	(5) PART NUMBER	(6) DESCRIPTION AND USABLE ON CODE (UOC)	(7) QTY
GROUP 1102 DISE/PDISE						
FIG. 100 DISE/PDISE						
1	PAOZZ	6150-01-308-5671	97403	TA13229E6351	. POWER DISTRIBUTION ILLUMINATION SYSTEM, ELECTRICAL.....	3
2	PAOZZ	6150-01-377-4827	97403	13226E7029	. . DISTRIBUTION SYSTEM ELECTRICAL.....	1
3	PAOZZ	6150-01-256-6304	97403	13226E7024	. . SERVICE, FEEDER	2
4	PAOZZ	6150-01-256-6299	97403	13226E5825	. . STRAP, WEBBING.....	8
5	PAOZZ	6150-01-256-6300	97403	13226E7020	. . PIGTAIL, CABLE	1
END OF FIGURE						

UNIT AND DIRECT SUPPORT MAINTENANCE

FORCE PROVIDER ADMINISTRATION SUBSYSTEM
FP MODULE, TAN: NSN 5419-01-473-2297
FP MODULE, GREEN: NSN 5419-01-473-2294

ECU

REPAIR PARTS LIST

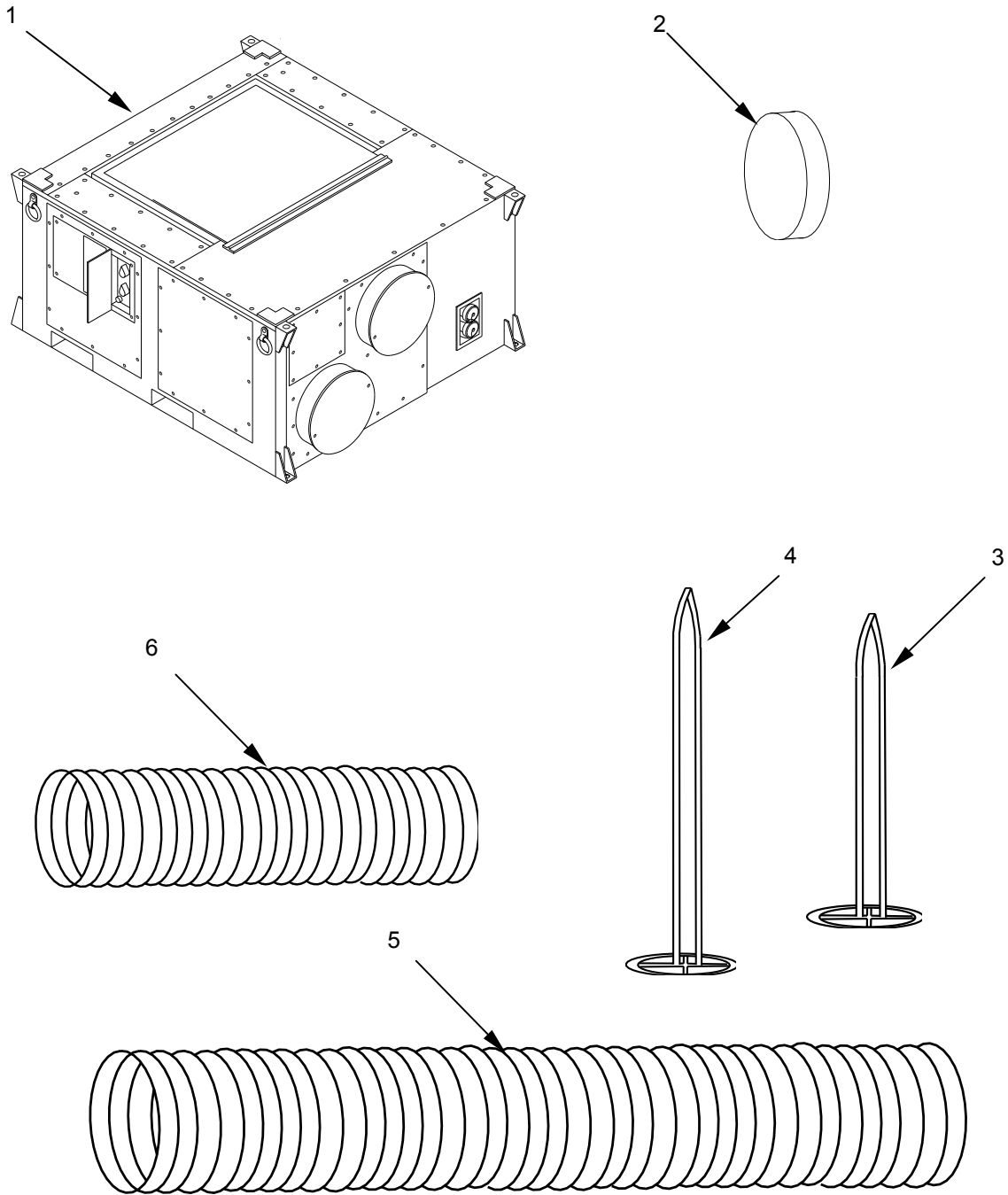


Figure 101. ECU.

(1)	(2)	(3)	(4)	(5)	(6)	(7)
ITEM NO.	SMR CODE	NSN	CAGEC	PART NUMBER	DESCRIPTION AND USABLE ON CODE (UOC)	QTY
					GROUP 1103 ECU	
					FIG. 101 ECU	
1	PAOZZ	4120-01-432-6408	94833	F60S-11	. AIR CONDITIONER	9
2	PAOZZ	4130-00-415-9392	90598	12057-1	. . COVER, DUST	2
3	XDOZZ		97403	13230E35341	. . DUCT HOLDER 7FT	2
4	XDOZZ		97403	13230E35342	. . DUCT HOLDER 9FT	2
5	PAOZZ	4720-00-255-9032	98891	AD1700- A2D009	. . HOSE ASSEMBLY AIR DUCT	2
6	PAOZZ	4720-00-255-9034	98891	AD1700- A2D007	. . HOSE ASSEMBLY AIR DUCT	2
END OF FIGURE						

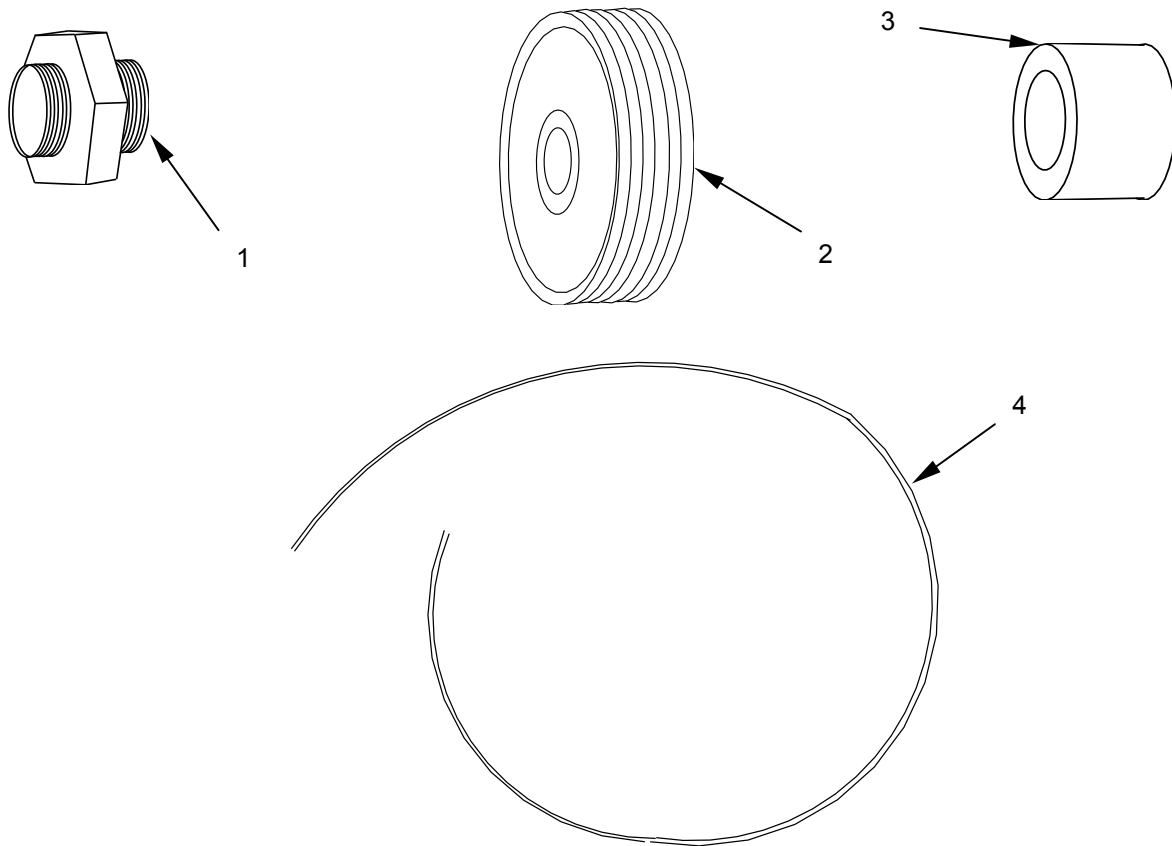


Figure 102. ECU

(1) ITEM NO.	(2) SMR CODE	(3) NSN	(4) CAGEC	(5) PART NUMBER	(6) DESCRIPTION AND USABLE ON CODE (UOC)	(7) QTY
					GROUP 1103 ECU	
					FIG. 102 ECU	
1	XDOZZ		97403	13230E578711	.. HOSE ADAPTER, DRAIN	4
2	XDOOO		97403	13230E35921	.. PULLEY (50HZ OPERATION)	2
3	PAOZZ	3020-01-333-3045	71956	122051	.. BUSHING	2
4	XDOZZ		97403	13230E61452	.. TUBING, SILICONE 15 FT.....	2
END OF FIGURE						

UNIT AND DIRECT SUPPORT MAINTENANCE

**FORCE PROVIDER ADMINISTRATION SUBSYSTEM
FP MODULE, TAN: NSN 5419-01-473-2297
FP MODULE, GREEN: NSN 5419-01-473-2294**

REFRIGERATION SYSTEM

REPAIR PARTS LIST

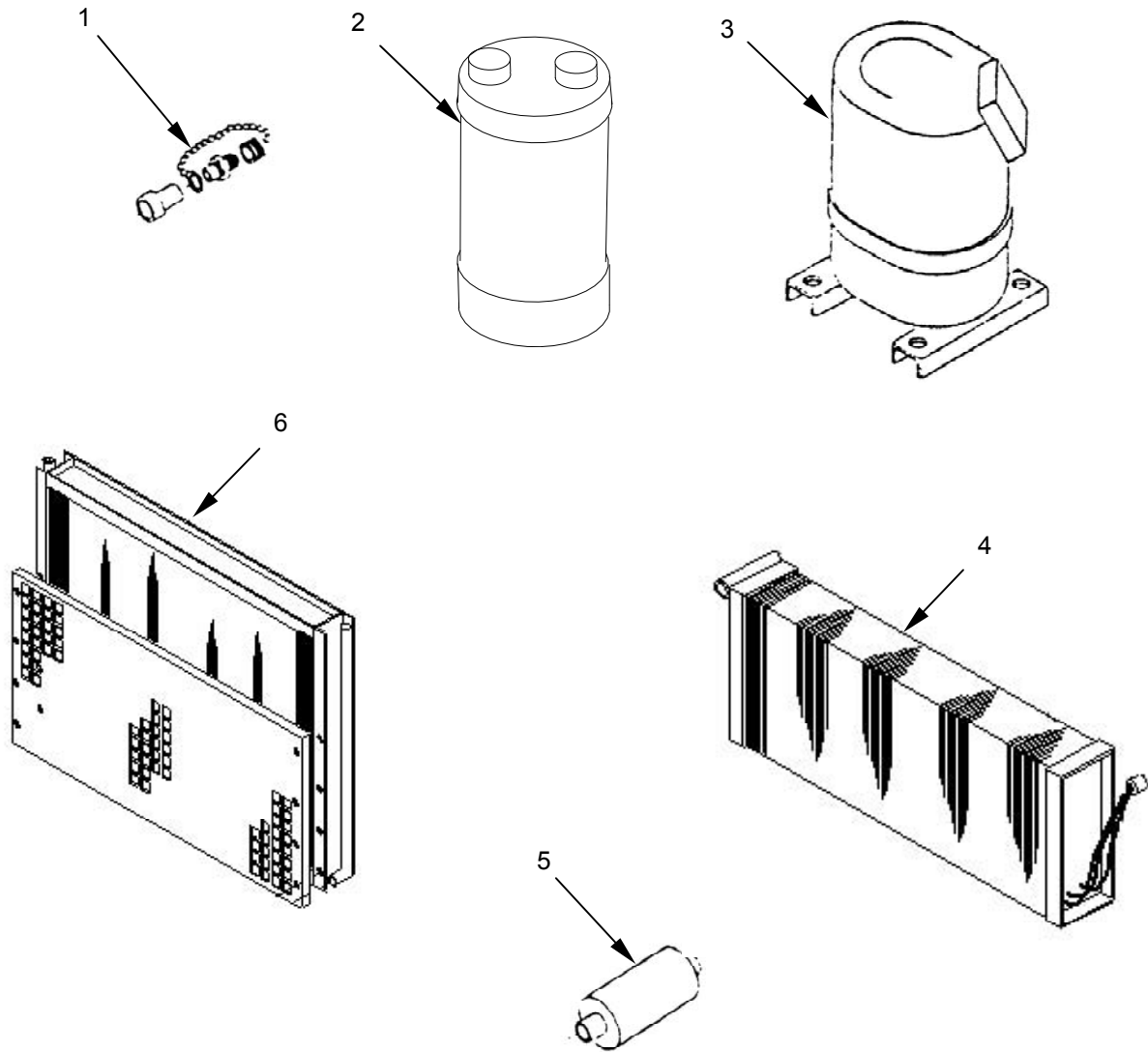


Figure 103. Refrigeration System.

(1)	(2)	(3)	(4)	(5)	(6)	(7)
ITEM NO.	SMR CODE	NSN	CAGEC	PART NUMBER	DESCRIPTION AND USABLE ON CODE (UOC)	QTY
					GROUP 110301 ECU REFRIGERATION	
					FIG. 103 REFRIGERATION SYSTEM	
1	PAFZZ	4130-01-300-6608	07295	13216E6168-2	.. VALVE, CHARGING	2
2	XDFZZ		94833	13230E3540	.. ACCUMULATOR.....	1
3	PAFZZ	4130-01-145-9466	59431	AG144RT-001-J7	.. COMPRESSOR UNIT, REFRIGERATION.....	1
4	XDFZZ		94833	13230E3599	.. CONDENSOR COIL.....	1
5	PAFZZ	4130-01-011-0543	70255	EK305S	.. FILTER-DRIER, REFRIGERENT	1
6	XDFZZ		94833	13230E3598	.. EVAPORATOR COIL	1
END OF FIGURE						

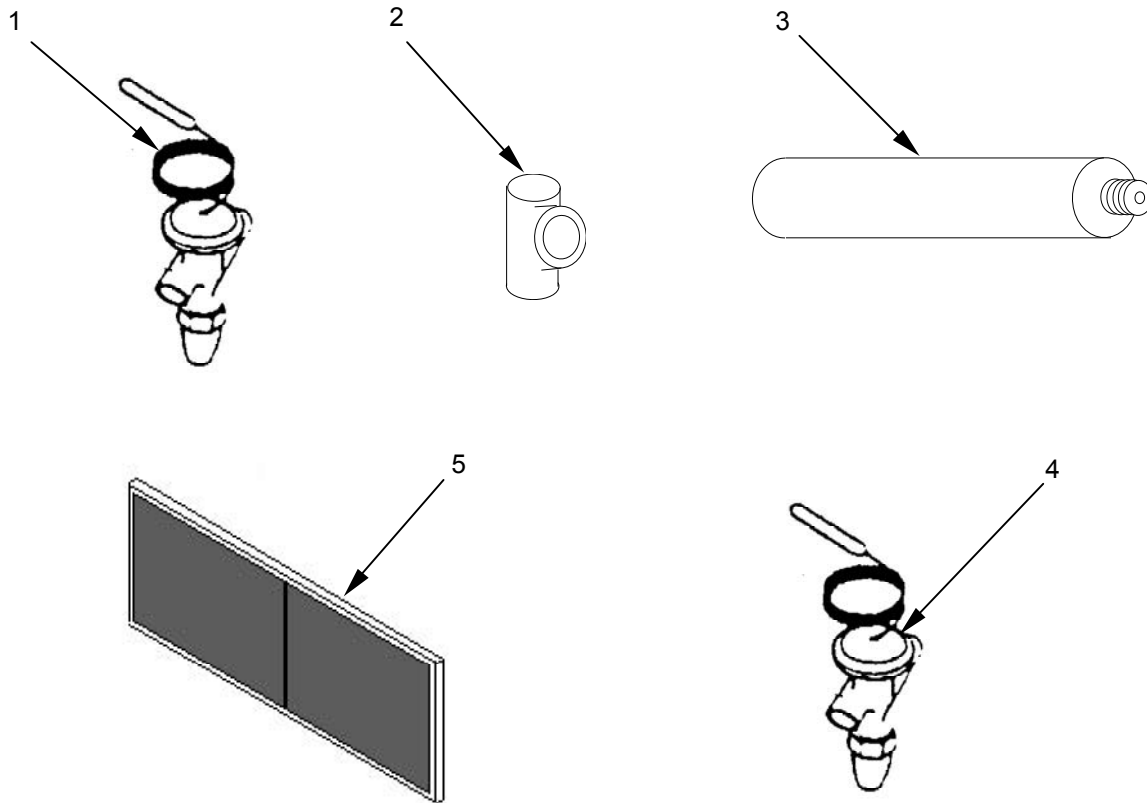


Figure 104. Refrigeration System

(1)	(2)	(3)	(4)	(5)	(6)	(7)
ITEM NO.	SMR CODE	NSN	CAGEC	PART NUMBER	DESCRIPTION AND USABLE ON CODE (UOC)	QTY
GROUP 110301 ECU REFRIGERATION						
FIG. 104 REFRIGERATION SYSTEM						
1	XDFZZ		94833	13230E3589	.. EXPANSION VALVE.....	1
2	PAFZZ	6680-00-777-9797	94833	120K2082-1	.. INDICATOR, SIGHT, LIQUID	1
3	PAFZZ	4820-00-073-8405	58553	3001X4	.. VALVE, SAFETY RELIEF	1
4	XDFZZ		94833	13230E3588	.. QUENCH VALVE.....	1
5	PAFZZ	4130-01-469-1818	21585	F/S TYPE 304 15.81 X 43.75 X .88	.. FILTER ELEMENT, AIR CONDITIONING.....	1
END OF FIGURE						

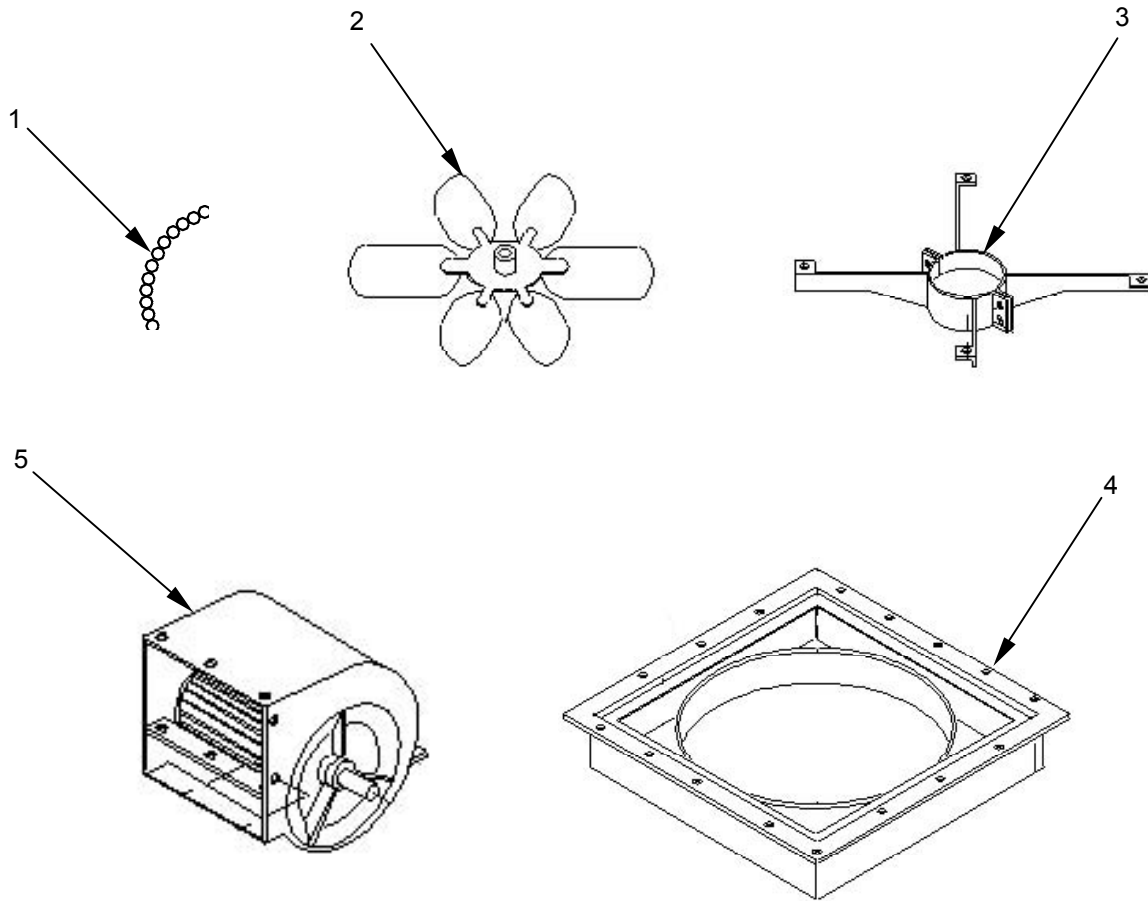


Figure 105. Refrigeration System (ECU)

(1)	(2)	(3)	(4)	(5)	(6)	(7)
ITEM NO.	SMR CODE	NSN	CAGEC	PART NUMBER	DESCRIPTION AND USABLE ON CODE (UOC)	QTY
					GROUP 110301 ECU REFRIGERATION	
					FIG. 105 REFRIGERATION SYSTEM (ECU)	
1	PAOZZ	4010-00-106-5657	94833	13211E8322	.. CHAIN ASSEMBLY, SINGLE LEG	1
2	XDOZZ		94833	13230E3568	.. CONDENSER FAN	1
3	XDOZZ		94833	13230E3511	.. CONDENSER FAN MOUNT	1
4	XDOZZ		94833	13230E3551	.. CONDENSER FAN VENTURI	1
5	XDOZZ		94833	13230E3602	.. EVAPORATOR FAN	1
					END OF FIGURE	

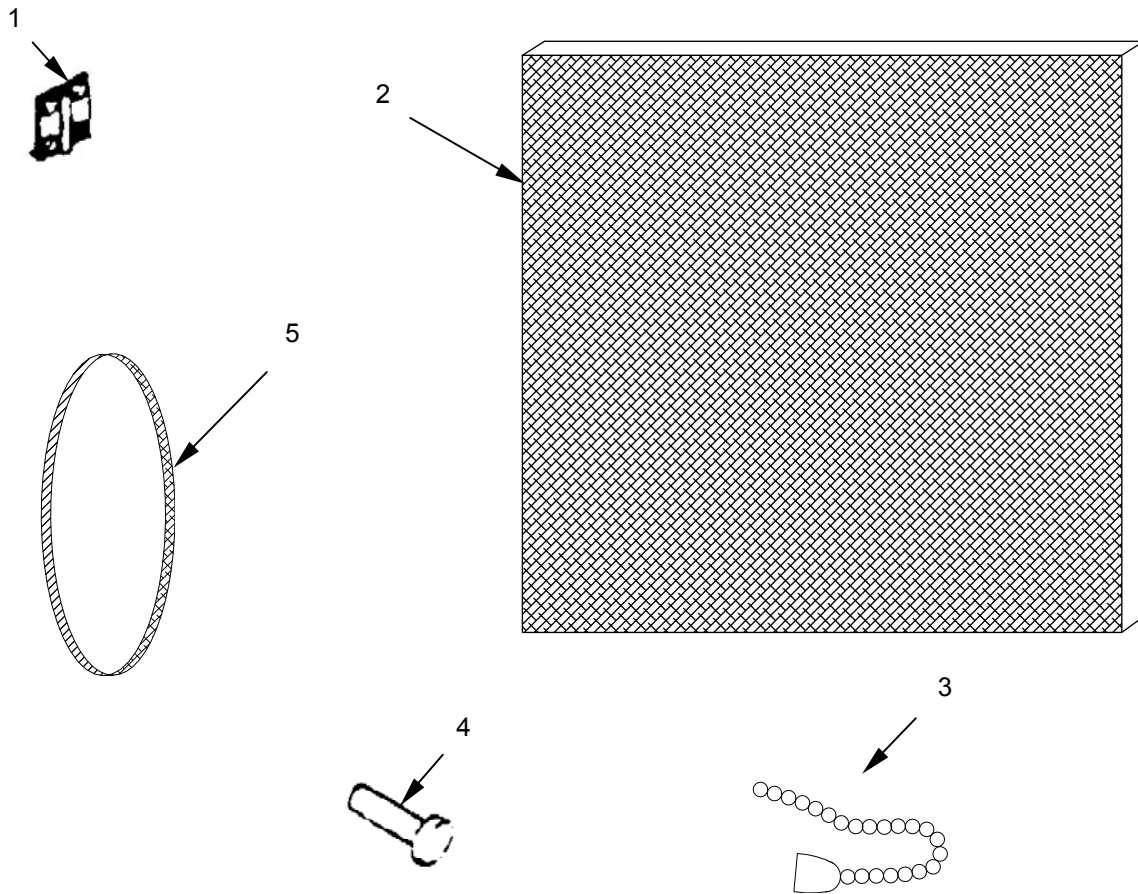


Figure 106. Refrigeration System (ECU)

(1)	(2)	(3)	(4)	(5)	(6)	(7)
ITEM NO.	SMR CODE	NSN	CAGEC	PART NUMBER	DESCRIPTION AND USABLE ON CODE (UOC)	QTY
					GROUP 110301 ECU REFRIGERATION	
					FIG. 106 REFRIGERATION SYSTEM (ECU)	
1	XDOZZ		94833	13211E8191-2	.. HINGE	1
2	XDOZZ		94833	A-A-52404	.. INSULATION 1 X 23.13 X 25.25	1
3	PAOZZ	4130-00-922-2439	97403	D4524-371	.. PENDANT WITH SLEEVE	1
4	PAOZZ	5320-01-004-0238	94833	M24243-1D402	.. RIVET, BLIND	2
5	PAOZZ	3030-00-809-7702	04NP0	A34	.. BELT, V	1
END OF FIGURE						

UNIT AND DIRECT SUPPORT MAINTENANCE

FORCE PROVIDER ADMINISTRATION SUBSYSTEM
 FP MODULE, TAN: NSN 5419-01-473-2297
 FP MODULE, GREEN: NSN 5419-01-473-2294

ELECTRICAL SYSTEM

REPAIR PARTS LIST

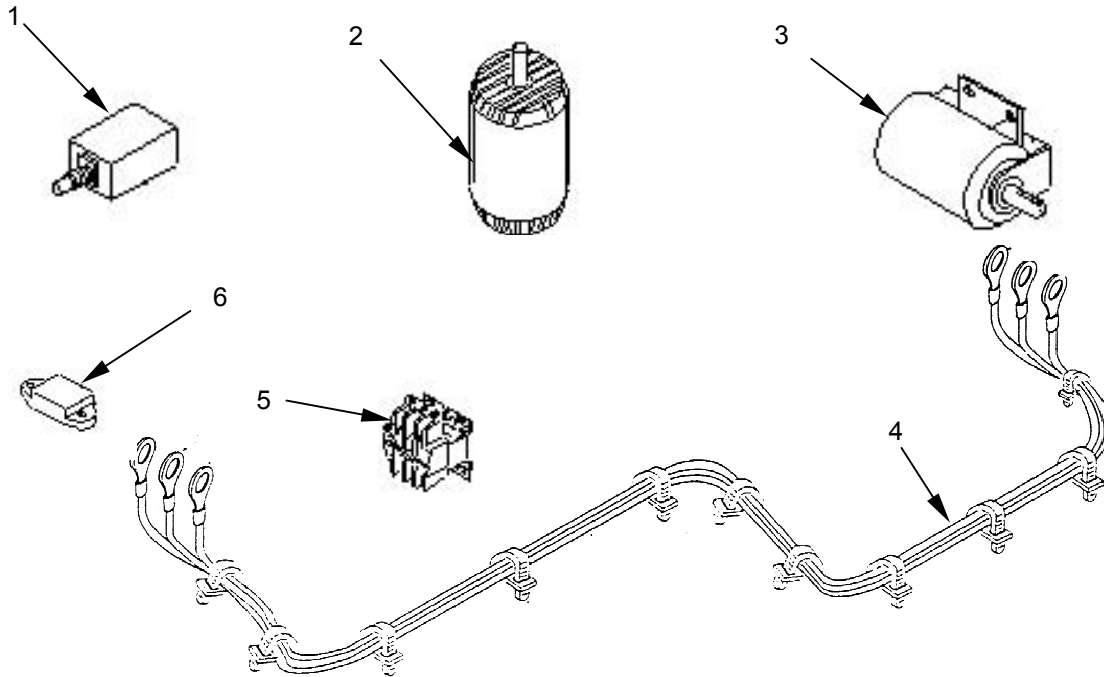


Figure 107. Electrical System (Administration ECU)

(1)	(2)	(3)	(4)	(5)	(6)	(7)
ITEM NO.	SMR CODE	NSN	CAGEC	PART NUMBER	DESCRIPTION AND USABLE ON CODE (UOC)	QTY
					GROUP 110302 ECU ELECTRICAL SYSTEM	
					FIG. 107 ELECTRICAL SYSTEM (ADMINISTRATION ECU)	
1	PAOZZ	5925-01-469-2482	06402	2-5700-IG1-K10-DD-5A	.. CIRCUIT BREAKER.....	1
2	PAOZZ	6105-01-469-2131	54374	13230E3512	.. MOTOR, ALTERNATING CURRENT .	1
3	PAOZZ	5105-01-469-2132	94833	12027	.. MOTOR, ALTERNATING CURRENT .	1
4	XDOZZ		94833	13230E3604	.. HARNESS	1
5	PAOZZ	5930-00-357-6090	97403	13216E6224-2	.. SWITCH, THERMOSTATIC.....	1
6	PAOZZ	5945-01-469-1903	97403	13230E3596	.. RELAY, ELECTROMAGNETIC.....	1
END OF FIGURE						

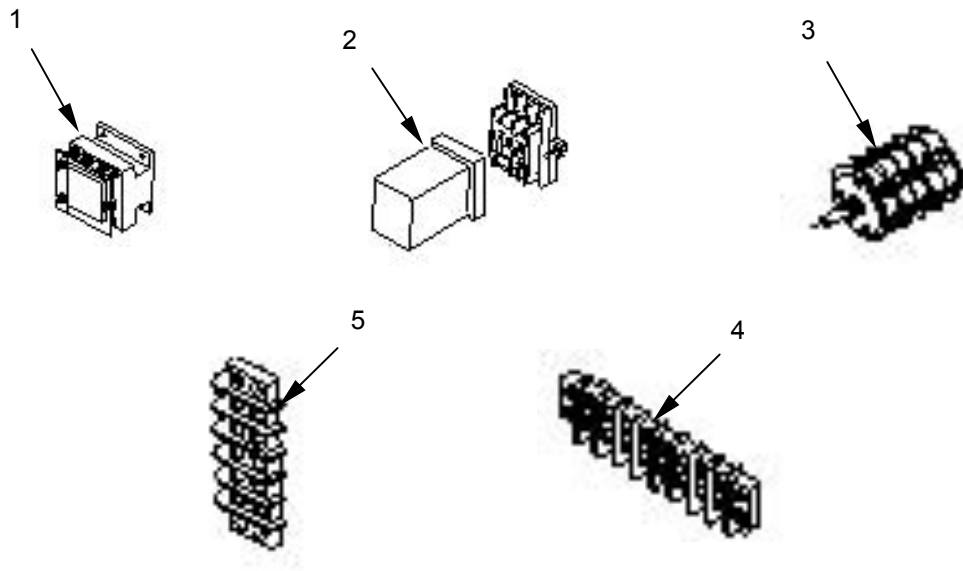


Figure 108. Electrical System (Administration ECU)

(1)	(2)	(3)	(4)	(5)	(6)	(7)
ITEM NO.	SMR CODE	NSN	CAGEC	PART NUMBER	DESCRIPTION AND USABLE ON CODE (UOC)	QTY
					GROUP 110302 ECU ELECTRICAL SYSTEM	
					FIG. 108 ELECTRICAL SYSTEM (ADMINISTRATION ECU)	
1	PAOZZ	5945-01-288-5630	97403	13230E3597	.. RELAY, ELECTROMAGNETIC.....	1
2	PAOZZ	5945-00-534-7805	58723	3M25-B AND 2 OF H6S-1	.. RELAY, ELECTROMAGNETIC.....	1
3	PAOZZ	5930-01-469-1650	82121	3230MA	.. SWITCH, ROTARY	1
4	XDOZZ		94833	38TB-8B	.. TERMINAL BOARD	2
5	PAOZZ	5940-01-475-8652	26405	604GP05ES	.. TERMINAL BOARD	1
END OF FIGURE						



Figure 109. Electrical System (Administration ECU)

(1) ITEM NO.	(2) SMR CODE	(3) NSN	(4) CAGEC	(5) PART NUMBER	(6) DESCRIPTION AND USABLE ON CODE (UOC)	(7) QTY
					GROUP 110302 ECU ELECTRICAL SYSTEM	
					FIG. 109 ELECTRICAL SYSTEM (ADMINISTRATION ECU)	
1	PAOZZ	5930-00-551-0458	50831	A36AGA9C	.. SWITCH, THERMOSTATIC.....	1
2	PAOZZ	5945-01-469-1601	14859	600006A1-11	.. RELAY, THERMAL	1
END OF FIGURE						

UNIT AND DIRECT SUPPORT MAINTENANCE

**FORCE PROVIDER ADMINISTRATION SUBSYSTEM
FP MODULE, TAN: NSN 5419-01-473-2297
FP MODULE, GREEN: NSN 5419-01-473-2294**

SYSTEM SUPPORT PACKAGES

REPAIR PARTS LIST

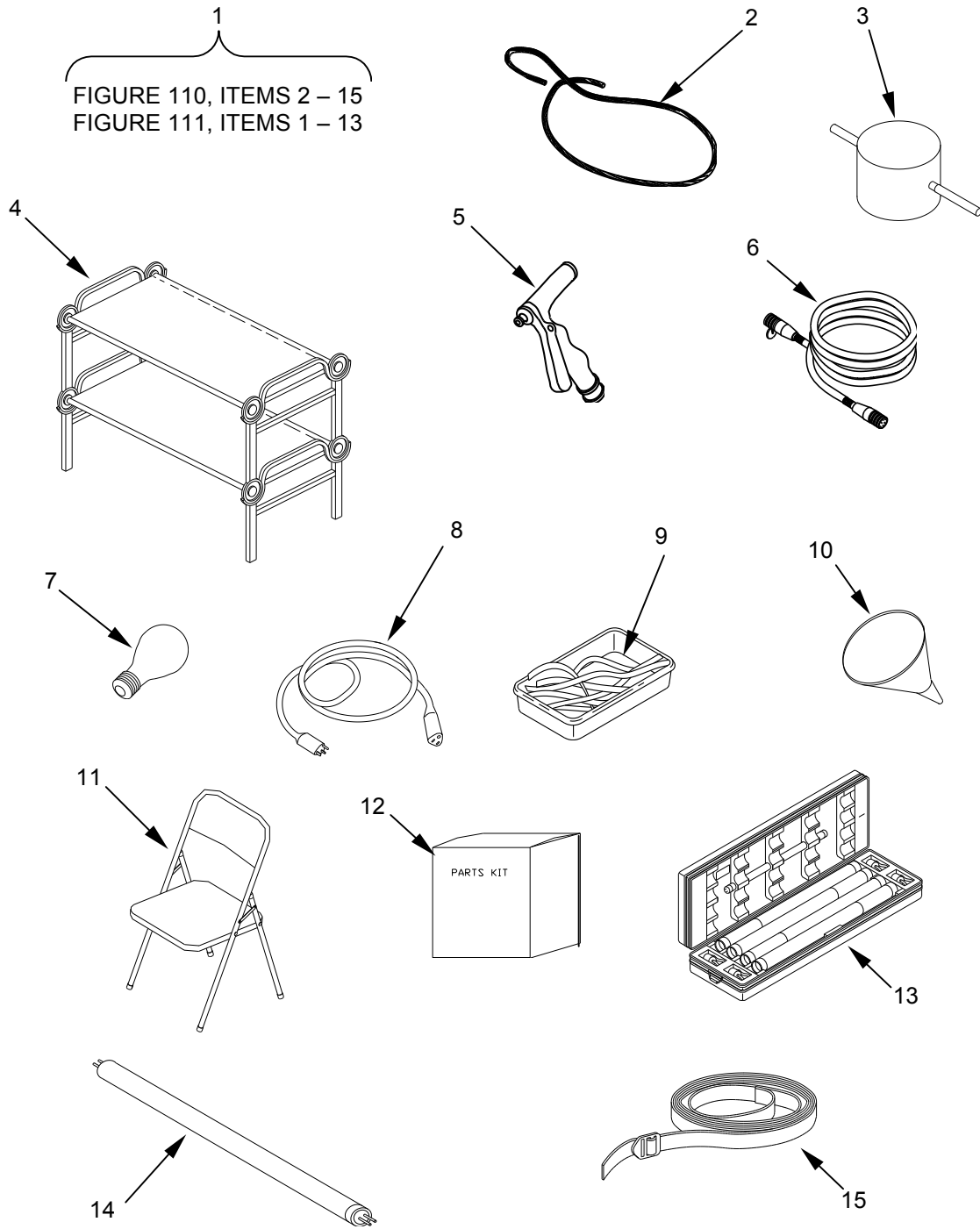


Figure 110. System Support Packages (General Purpose SSP 1).

(1)	(2)	(3)	(4)	(5)	(6)	(7)
ITEM NO.	SMR CODE	NSN	CAGEC	PART NUMBER	DESCRIPTION AND USABLE ON CODE (UOC)	QTY
					GROUP 1104 SYSTEM SUPPORT PACKAGES	
					FIG. 110 SYSTEM SUPPORT PACKAGES (GENERAL PURPOSE SSP 1)	
1	XDOOO		81337	9-1-0638	. GENERAL PURPOSE SYSTEM SUPPORT ITEMS	1
2	PAOZZ	6150-01-392-4191	97403	13220E1127-1	. . LEAD, ELECTRICAL	9
3	PAOZZ	5120-01-013-1676	45225	P74-144	. . SLIDE HAMMER, GROUND ROD	2
4	PAOOO	7120-01-519-1117	81337	19803MF	. . BED, BUNKABLE	6
5	PAOZZ	4730-00-595-1103	04024	5100-243	. . NOZZLE, GARDEN HOSE	1
6	PAOZZ	6150-01-214-0135	81337	6-1-8222-1	. . CABLE ASSEMBLY, POWER, ELECTRICAL, BRANCHED	3
7	PAOZZ	6240-00-824-4675	28012	TUFFSKIN75A2 1RS	. . LAMP, INCANDESCENT	24
8	PAOZZ	6150-01-413-9314	81337	9-1-0183	. . CABLE ASSEMBLY, SPECIAL PURPOSE, ELECTRICAL	14
9	PAOZZ	7930-00-269-1272	80244	7930-00-269-1272	. . ABSORBENT MATERIAL, OIL AND WATER	5
10	PAOZZ	7240-00-404-9794	25795	4ZH70	. . FUNNEL	2
11	PAOZZ	7105-00-269-8463	80063	SCD539471	. . CHAIR, FOLDING	5
12	PAOZZ	9999-01-471-5109	1FMC6	APPLE 1	. . MAINTENANCE KIT	1
13	PAOZZ	6230-01-242-2016	81349	M44259-I	. . LIGHT SET, GENERAL ILLUMINATION	3
14	PAOZZ	6240-00-152-2987	02964	P-454216-002	. . LAMP, FLUORESCENT	24
15	PAOZZ	3990-01-204-3009	0KHZ6	MIL-PRF-71224-1	. . TIE DOWN, CARGO, VEHICLE	25
END OF FIGURE						

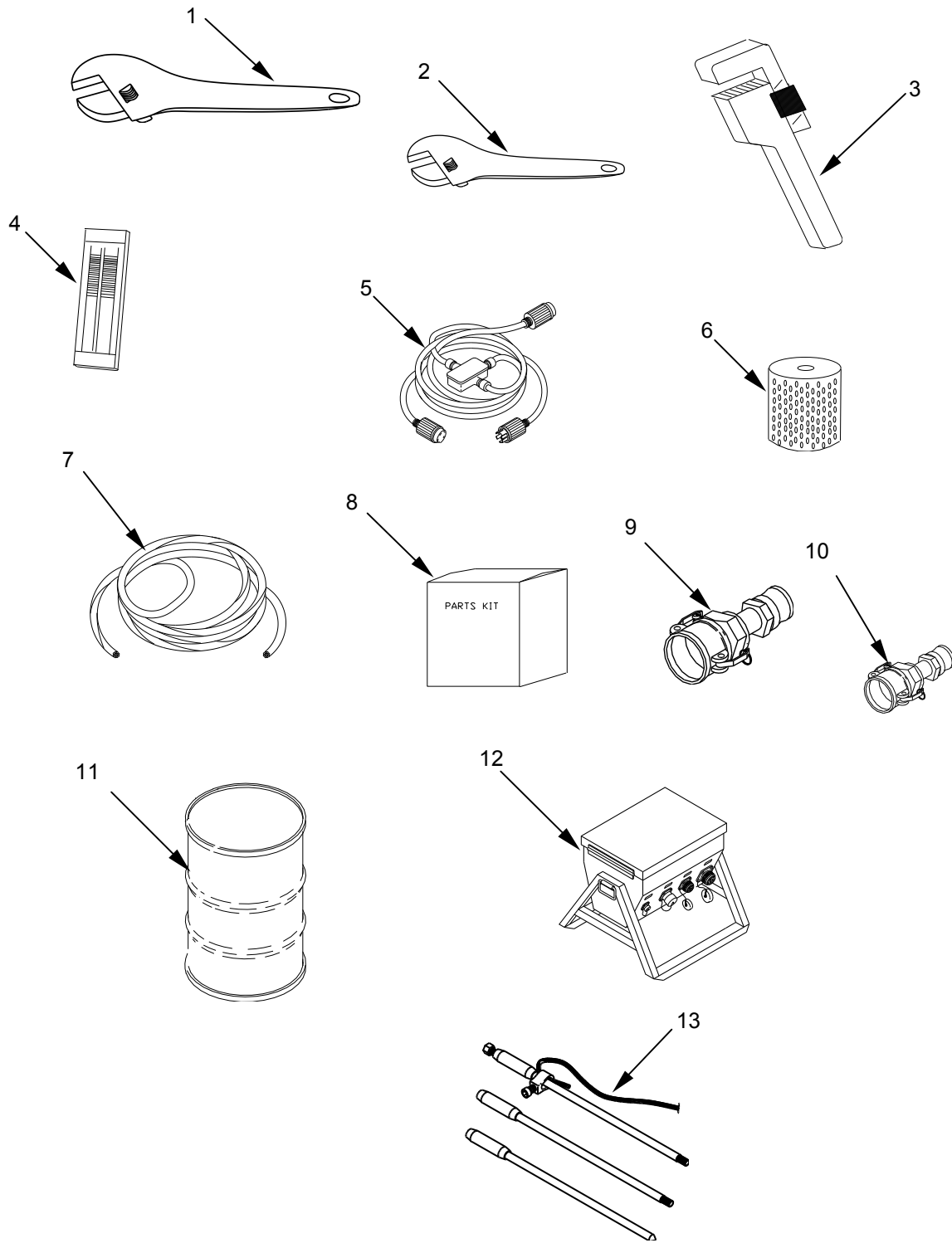


Figure 111. System Support Packages (General Purpose SSP 2).

(1)	(2)	(3)	(4)	(5)	(6)	(7)
ITEM NO.	SMR CODE	NSN	CAGEC	PART NUMBER	DESCRIPTION AND USABLE ON CODE (UOC)	QTY
					GROUP 1104 SYSTEM SUPPORT PACKAGES	
					FIG. 111 SYSTEM SUPPORT PACKAGES (GENERAL PURPOSE SSP 2)	
1	PAOZZ	5120-00-264-3796	05047	B107.8	. . WRENCH, ADJUSTABLE	2
2	PAOZZ	5120-00-240-5328	05047	B107.8	. . WRENCH, ADJUSTABLE	2
3	PAOZZ	5120-00-277-1480	80244	5120-00-277-1480	. . WRENCH, PIPE	2
4	XDOZZ		81348	GG-T-371B	. . THERMOMETER, SELF INDICATING LIQUID.....	2
5	PAOZZ	6150-01-220-5588	81349	M29184/3-02	. . CABLE ASSEMBLY, POWER, ELECTRICAL	13
6	PAOZZ	4330-00-983-0998	31381	2037-3	. . FILTER ELEMENT, FLUID.....	10
7	PAOZZ	4020-00-968-1356	81349	MIL-R-17343	. . ROPE, FIBROUS	2
8	PAOZZ	4510-00-903-6378	84849	SL-80	. . PARTS KIT, FAUCET WASHER.....	2
9	PAOZZ	4730-01-064-0560	58536	AA59326/12-9-A-1	. . REDUCER, QUICK DISCONNECT.....	4
10	PAOZZ	4730-00-951-3295	58536	AA59326/12-9-A-2	. . REDUCER, QUICK DISCONNECT.....	4
11	PAOZZ	8110-00-597-2353	81348	PPP-D-729	. . DRUM, SHIPPING AND STORAGE ...	5
12	PAOZZ	6150-01-307-9446	97403	TA13229E6353	. . POWER DISTRIBUTION ILLIMINATION SYSTEM, ELECTRICAL	4
13	PAOZZ	5975-00-878-3791	58536	AA55804-3B 9FT	. . ROD, GROUND	48
END OF FIGURE						

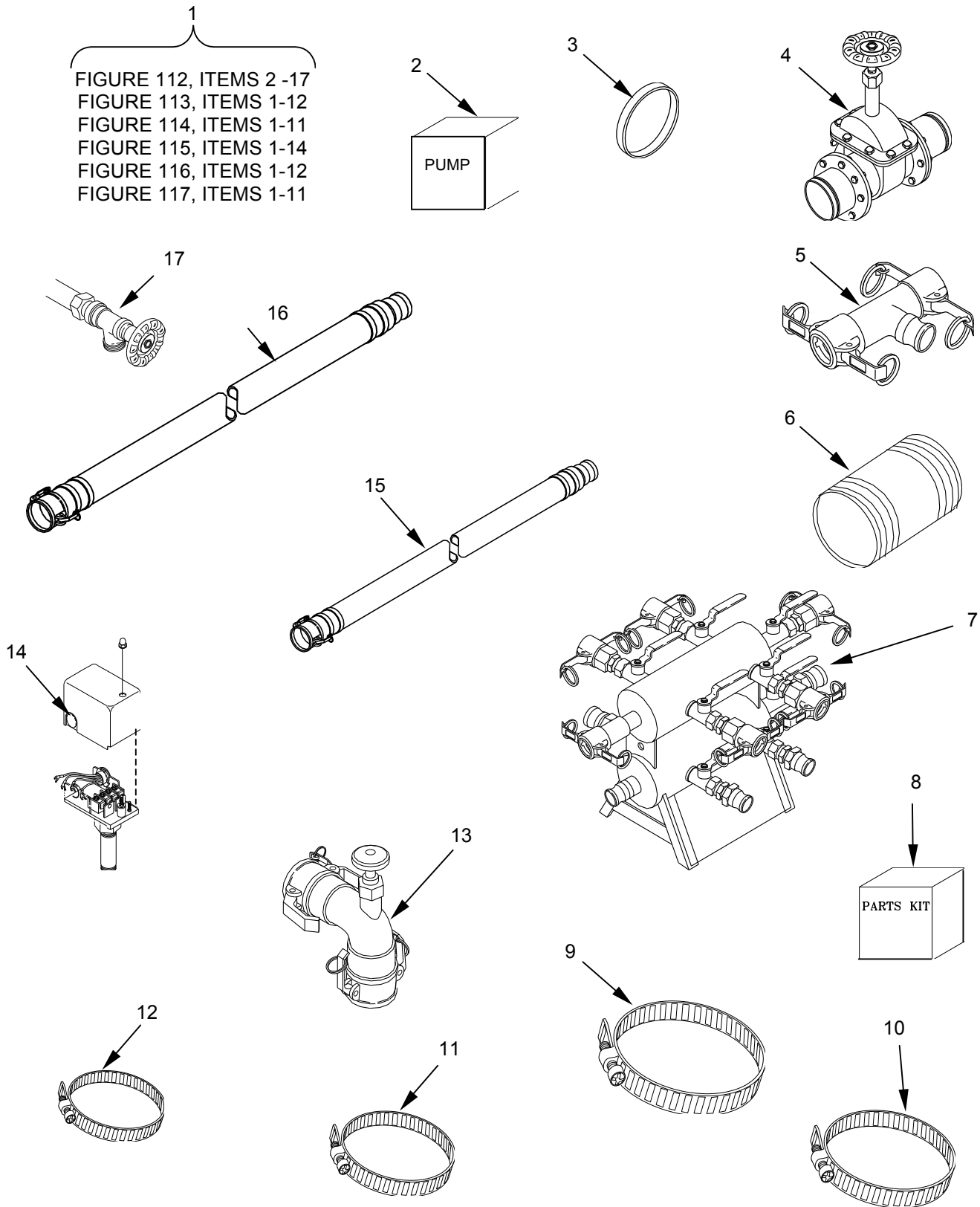


Figure 112. System Support Packages (Water Distribution SSP).

(1)	(2)	(3)	(4)	(5)	(6)	(7)
ITEM NO.	SMR CODE	NSN	CAGEC	PART NUMBER	DESCRIPTION AND USABLE ON CODE (UOC)	QTY
					GROUP 1104 SYSTEM SUPPORT PACKAGES	
					FIG. 112 SYSTEM SUPPORT PACKAGES (WATER DISTRIBUTION SSP)	
1	XDOOO		81337	9-1-0643	. WATER DISTRIBUTION	1
2	PAOZZ	4320-01-469-7141	71229	1031-11-1111	. . PUMPING UNIT, CLEAR WATER	1
3	PAOZZ	5330-01-141-1864	97403	13220E1069-1	. . GASKET	10
4	PAOZZ	4820-01-159-0439	76364	5551-001-4IN	. . VALVE, GATE	2
5	PAOZZ	4730-01-439-9316	97403	13229E7191-25	. . TEE, PIPE	1
6	PAOZZ	4730-01-439-5790	97403	13229E7193-4	. . NIPPLE, PIPE	2
7	XDOZZ		81337	1-6-705	. . WATER MANIFOLD	1
8	PAOZZ	4320-01-469-7142	71229	29746	. . ACCESSARY KIT, PUMP UNIT	2
9	PAOZZ	4730-00-278-2523	58536	A-A-52506-F-20	. . CLAMP, HOSE	20
10	PAOZZ	4730-00-726-9347	58536	A-A-52506-F-40	. . CLAMP, HOSE	20
11	PAOZZ	4730-00-274-5828	58536	A-A-52506-F-64	. . CLAMP, HOSE	20
12	PAOZZ	4730-00-877-6298	58536	A-A-52506	. . CLAMP, HOSE	20
13	PAOZZ	4820-00-887-9519	9H113	77B2INX2IN	. . VALVE, ANGLE	5
14	PAOZZ	5930-00-084-1518	56365	9013FSG9J20	. . SWITCH, PRESSURE	2
15	XDOZZ		81337	9-1-0781-36	. . HOSE ASSEMBLY, POTABLE WATER, QDISC, 1-1/2 X 20 FT M X F ..	4
16	XDOZZ		81337	9-1-0781-56	. . HOSE ASSEMBLY, POTABLE WATER, QDISC, 4-IN X 20 FT. M X F....	4
17	PAOZZ	4820-01-469-5785	2V507	4792K32	. . COCK, DRAIN	1
END OF FIGURE						

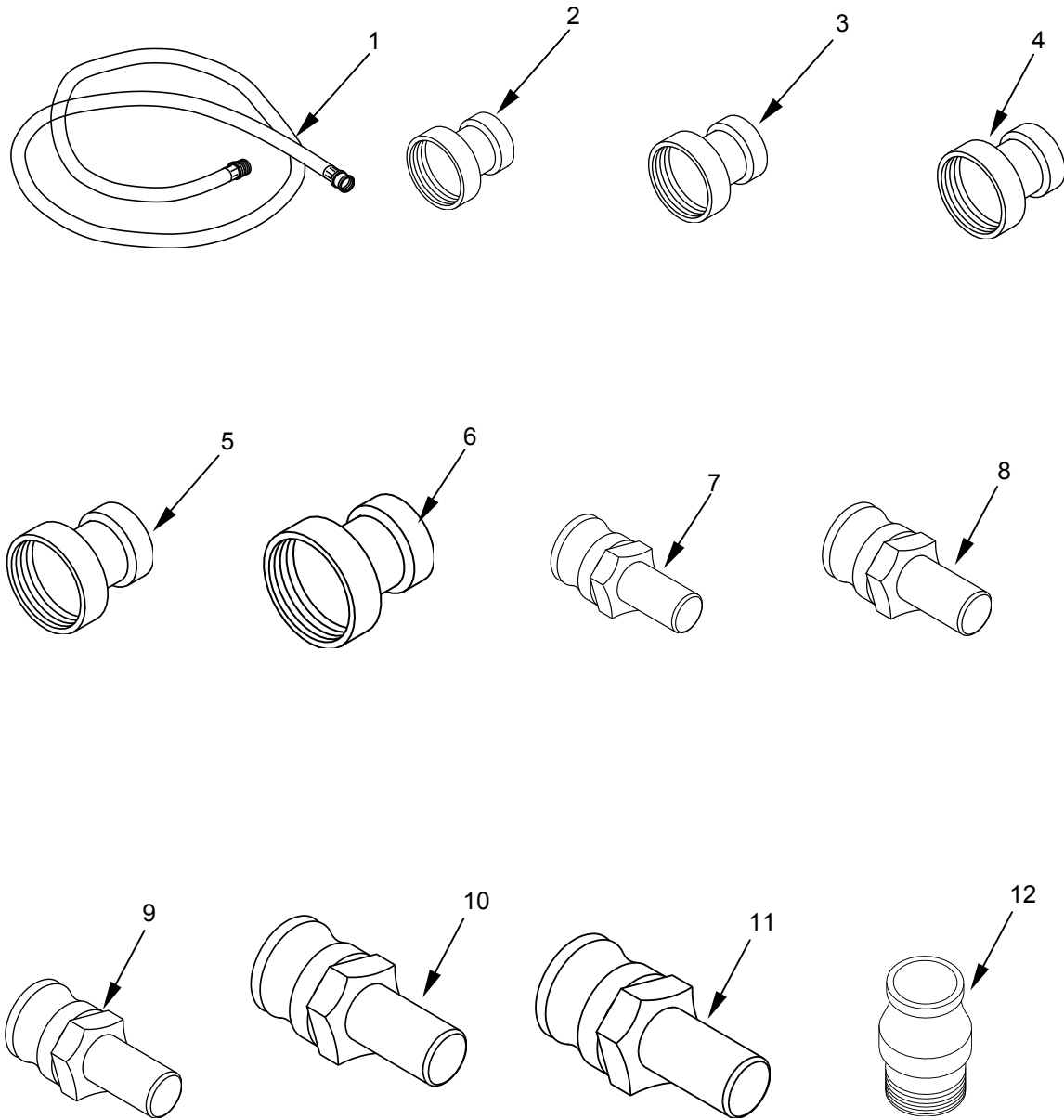


Figure 113. System Support Packages (Water Distribution SSP 2).

(1)	(2)	(3)	(4)	(5)	(6)	(7)
ITEM NO.	SMR CODE	NSN	CAGEC	PART NUMBER	DESCRIPTION AND USABLE ON CODE (UOC)	QTY
					GROUP 1104 SYSTEM SUPPORT PACKAGES	
					FIG. 113 SYSTEM SUPPORT PACKAGES (WATER DISTRIBUTION SSP 2)	
1	PAOZZ	4720-00-729-5334	58536	AA59270B3B	.. HOSE ASSEMBLY, NONMETALLIC..	5
2	PAOZZ	4730-01-020-7204	58536	AA5926/1A-1-A	.. COUPLING HALF, QUICK DISCONNECT	4
3	PAOZZ	4730-01-020-4762	58536	AA59326/112	.. COUPLING HALF, QUICK DISCONNECT	4
4	PAOZZ	4730-00-141-3195	96906	MS27020-5	.. COUPLING HALF, QUICK DISCONNECT	4
5	PAOZZ	4730-01-073-5852	96906	MS27020-7	.. COUPLING HALF, QUICK DISCONNECT	4
6	PAOZZ	4730-00-948-1719	58536	A-A-59326/1	.. COUPLING HALF, QUICK DISCONNECT	4
7	PAOZZ	4730-01-139-4511	58536	A-A-59326/2B-1-B	.. COUPLING HALF, QUICK DISCONNECT	4
8	PAOZZ	4730-01-231-2789	58536	AA59326/2B-2-A	.. COUPLING HALF, QUICK DISCONNECT	4
9	PAOZZ	4730-01-164-9254	58536	AA59326/2A-3-A	.. COUPLING HALF, QUICK DISCONNECT	4
10	PAOZZ	4730-00-948-1720	96906	MS 27021-7	.. COUPLING HALF, QUICK DISCONNECT	4
11	PAOZZ	4730-00-360-0592	58536	AA5936II15	.. COUPLING HALF, QUICK DISCONNECT	4
12	PAOZZ	4730-01-051-0322	58536	A-A-5936/3A-3-A	.. COUPLING HALF, QUICK DISCONNECT	4
END OF FIGURE						

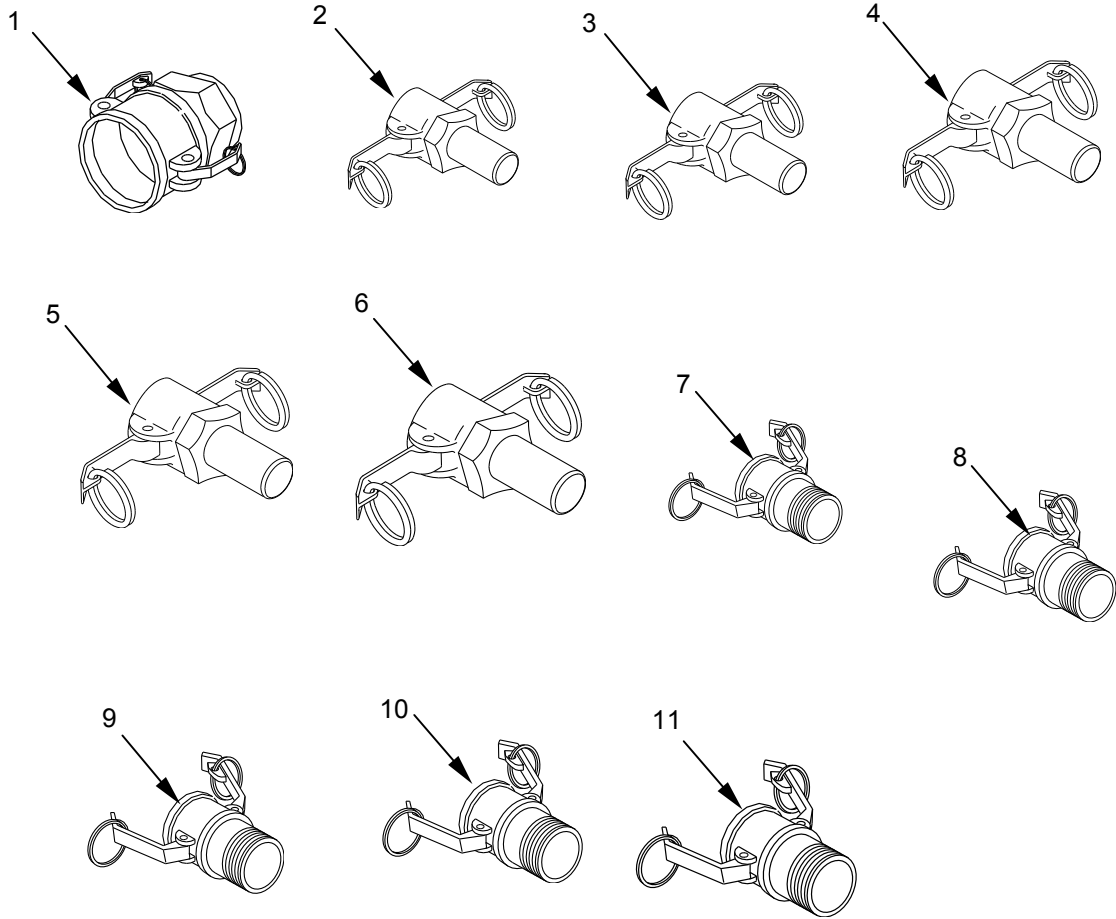


Figure 114. System Support Packages (Water Distribution SSP 3).

(1)	(2)	(3)	(4)	(5)	(6)	(7)
ITEM NO.	SMR CODE	NSN	CAGEC	PART NUMBER	DESCRIPTION AND USABLE ON CODE (UOC)	QTY
					GROUP 1104 SYSTEM SUPPORT PACKAGES	
					FIG. 114 SYSTEM SUPPORT PACKAGES (WATER DISTRIBUTION SSP 3)	
1	PAOZZ	4730-00-980-9411	58536	AA59326V15	. . COUPLING HALF, QUICK DISCONNECT	4
2	PAOZZ	4730-01-238-0794	58536	AA59326/6A-1-A-1	. . COUPLING HALF, QUICK DISCONNECT	4
3	XDOZZ		96906	MS 27025-3	. . COUPLING HALF, QUICK DISCONNECT, FEMALE, HOSE SHANK, TYPE VI, 3/4IN, AL.....	4
4	PAOZZ	4730-01-223-4931	58536	AA59326/6B-3-A-2	. . COUPLING HALF, QUICK DISCONNECT	4
5	PAOZZ	4730-00-948-1721	58536	AA59326V114	. . COUPLING HALF, QUICK DISCONNECT	4
6	PAOZZ	4730-00-948-1722	58536	AA59326V115	. . COUPLING HALF, QUICK DISCONNECT	4
7	PAOZZ	4730-01-347-8545	58536	AA59326/3A-1-A	. . COUPLING HALF, QUICK DISCONNECT	6
8	PAOZZ	4730-01-214-3621	58536	A-A-59326/7-1-A-1	. . COUPLING HALF, QUICK DISCONNECT	6
9	PAOZZ	4730-00-360-0710	58536	AA5936/7-3-A-1	. . COUPLING HALF, QUICK DISCONNECT	4
10	PAOZZ	4730-01-020-7205	96906	MS27026-7	. . COUPLING HALF, QUICK DISCONNECT	4
11	PAOZZ	4730-00-203-1010	58536	AA59326/7-5-A-2	. . COUPLING HALF, QUICK DISCONNECT	4
END OF FIGURE						

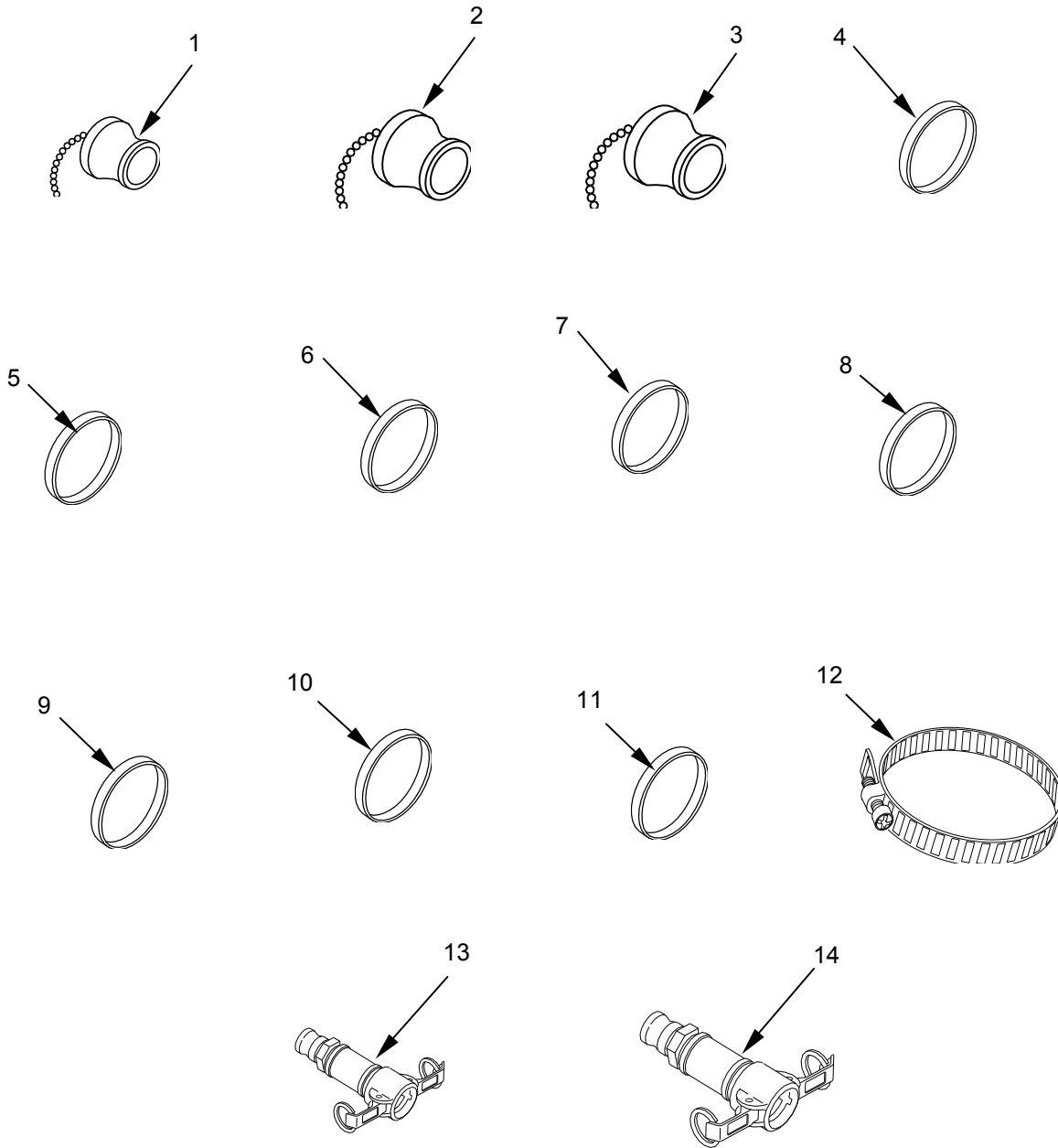


Figure 115. System Support Packages (Water Distribution SSP 4).

(1)	(2)	(3)	(4)	(5)	(6)	(7)
ITEM NO.	SMR CODE	NSN	CAGEC	PART NUMBER	DESCRIPTION AND USABLE ON CODE (UOC)	QTY
					GROUP 1104 SYSTEM SUPPORT PACKAGES	
					FIG. 115 SYSTEM SUPPORT PACKAGES (WATER DISTRIBUTION SSP 4)	
1	PAOZZ	4730-01-212-5809	58536	AA59326X12	.. PLUG, QUICK DISCONNECT	4
2	PAOZZ	4730-01-020-2078	58536	AA59326X14	.. PLUG, QUICK DISCONNECT	4
3	PAOZZ	4730-00-823-5316	58536	AA59326X15	.. PLUG, QUICK DISCONNECT	4
4	PAOZZ	5330-01-138-2108	58536	AA59326-G-1	.. GASKET	12
5	PAOZZ	5330-01-242-2713	58536	AA59326-G-2	.. GASKET	12
6	PAOZZ	5330-00-088-9167	96906	MS 27030-3	.. GASKET	12
7	PAOZZ	5330-00-551-4572	58536	A-A-59326-4	.. GASKET	12
8	PAOZZ	5330-00-360-0595	58536	AA59326-G5	.. GASKET	24
9	PAOZZ	5330-00-612-2414	58536	AA59326-G6	.. GASKET	12
10	PAOZZ	5330-00-075-3268	58536	A-A-59326-7	.. GASKET	12
11	PAOZZ	5330-00-899-4509	58536	AA59326-9	.. GASKET	12
12	PAOZZ	4730-00-908-3193	58536	A-A-52506-F-24	.. CLAMP, HOSE	30
13	PAOZZ	4730-00-951-3298	58536	AA59326/12-7-A-2	.. REDUCER, QUICK DISCONNECT ...	2
14	PAOZZ	4730-01-186-0821	58536	AA59326X11-10	.. REDUCER QUICK DISCONNECT ...	2
END OF FIGURE						

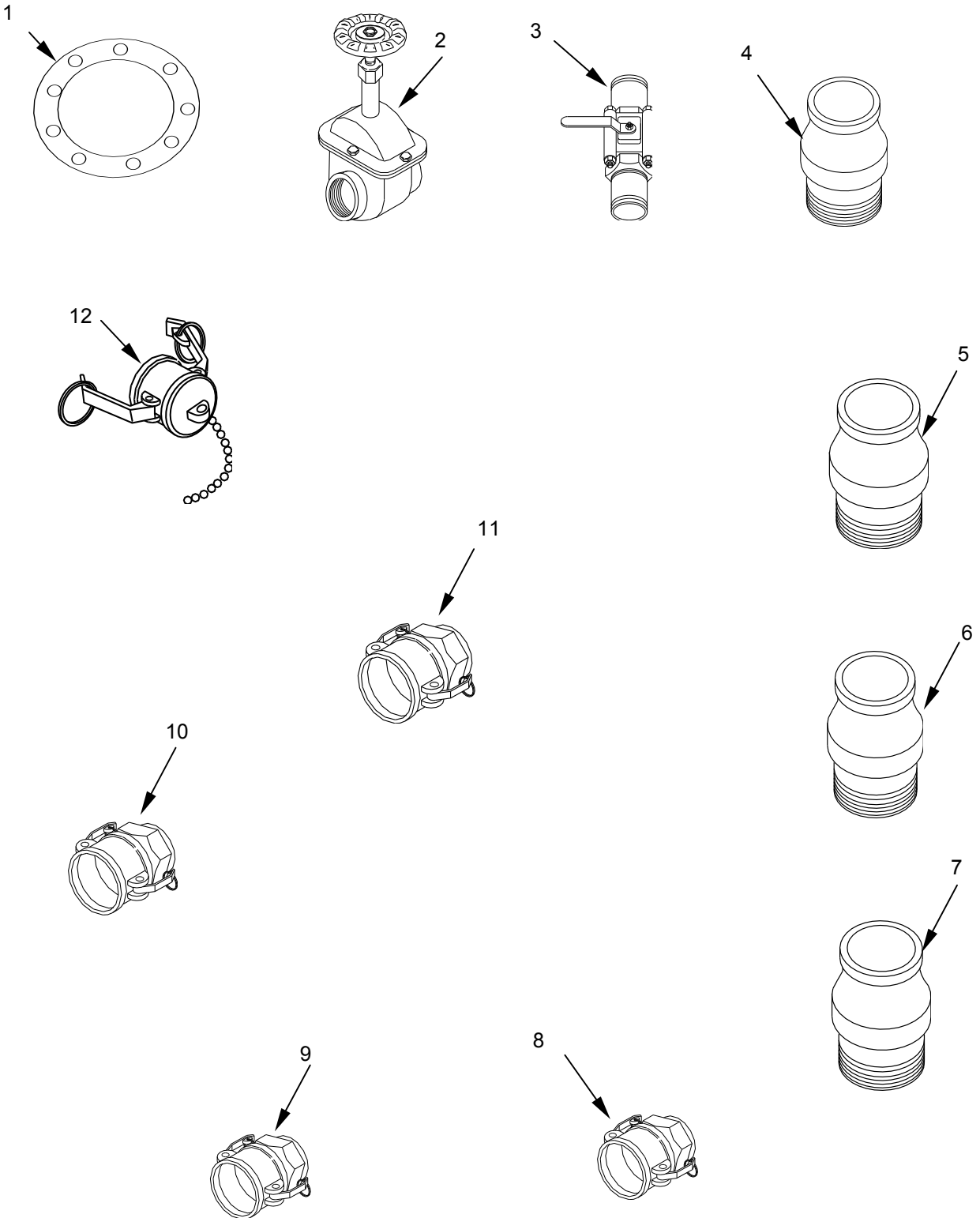


Figure 116. System Support Packages (Water Distribution SSP 5).

(1)	(2)	(3)	(4)	(5)	(6)	(7)
ITEM NO.	SMR CODE	NSN	CAGEC	PART NUMBER	DESCRIPTION AND USABLE ON CODE (UOC)	QTY
					GROUP 1104 SYSTEM SUPPORT PACKAGES	
					FIG. 116 SYSTEM SUPPORT PACKAGES (WATER DISTRIBUTION SSP 5)	
1	PAOZZ	4610-01-469-6138	81337	9-1-0508	.. CONVERSION PLATE, HEAVY	1
2	PAOZZ	4820-01-469-5814	81337	9-1-0513	.. VALVE, GATE	2
3	PAOZZ	4820-01-161-0911	1R5C8	9941-0498	.. VALVE, BALL	2
4	PAOZZ	4730-01-347-0348	58536	AA59326III12	.. COUPLING HALF, QUICK DISCONNECT	4
5	PAOZZ	4730-00-084-7435	58536	AA59326III13	.. COUPLING HALF, QUICK DISCONNECT	4
6	PAOZZ	4730-01-374-7180	58536	AA59326/3A-4A	.. COUPLING HALF, QUICK DISCONNECT	4
7	PAOZZ	4730-00-360-0589	58536	AA59326/3A-5A	.. COUPLING HALF, QUICK DISCONNECT	4
8	PAOZZ	4730-01-143-1421	58536	AA59326/5A-1-A-1	.. COUPLING HALF, QUICK DISCONNECT	4
9	PAOZZ	4730-01-225-6908	96906	MS27024-3	.. COUPLING HALF, QUICK DISCONNECT	4
10	PAOZZ	4730-01-042-5265	58536	AA59326V13	.. COUPLING HALF, QUICK DISCONNECT	4
11	PAOZZ	4730-01-020-4763	96906	MS27024-7	.. COUPLING HALF, QUICK DISCONNECT	4
12	PAOZZ	4730-00-869-5246	58536	AA59326/10-5	.. CAP, QUICK DISCONNECT	4
END OF FIGURE						

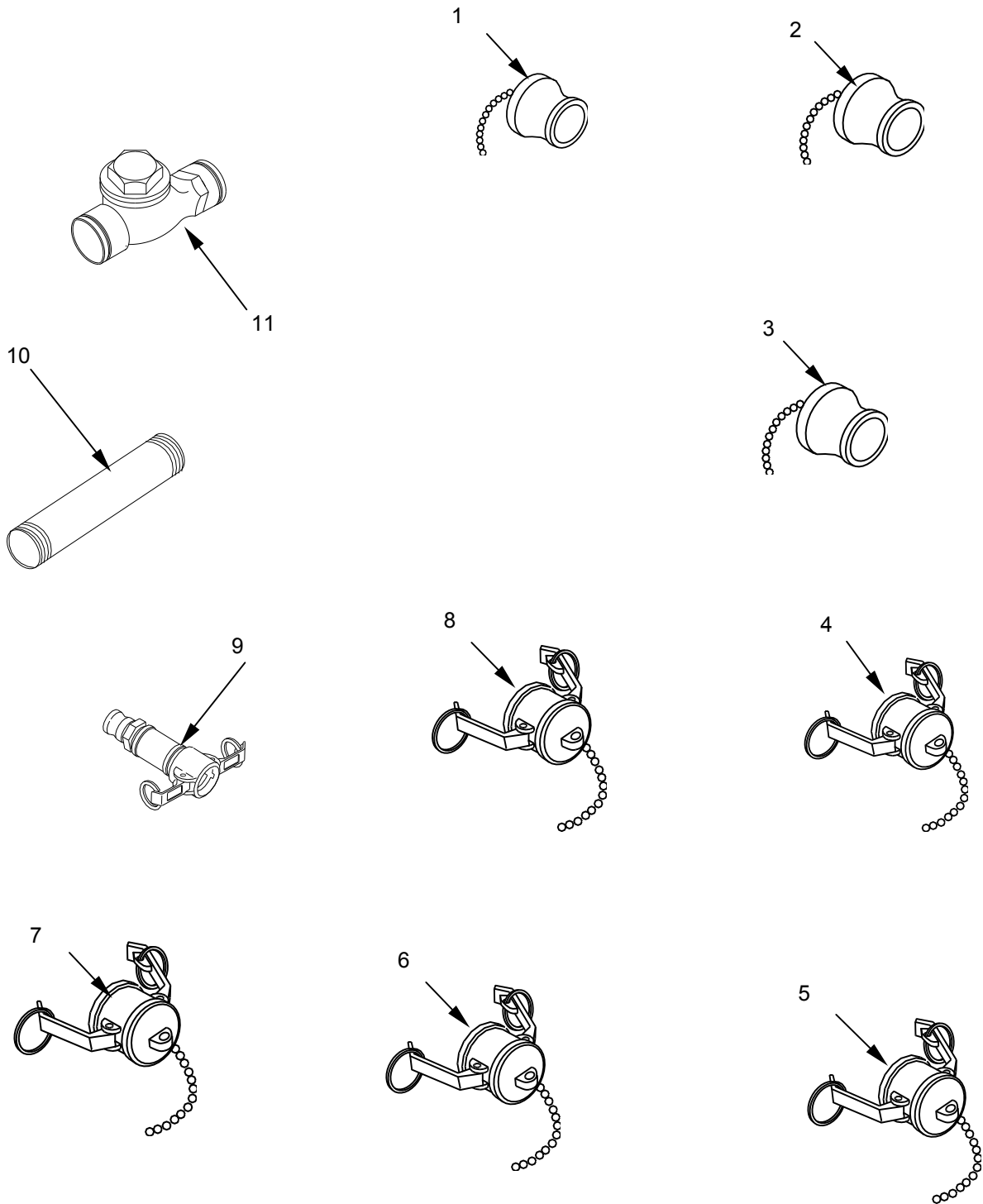


Figure 117. System Support Packages (Water Distribution SSP 6).

(1)	(2)	(3)	(4)	(5)	(6)	(7)
ITEM NO.	SMR CODE	NSN	CAGEC	PART NUMBER	DESCRIPTION AND USABLE ON CODE (UOC)	QTY
					GROUP 1104 SYSTEM SUPPORT PACKAGES	
					FIG. 117 SYSTEM SUPPORT PACKAGES (WATER DISTRIBUTION SSP 6)	
1	PAOZZ	4730-01-257-1508	96906	MS27029-1	.. COUPLING HALF, QUICK DISCONNECT	4
2	PAOZZ	4730-01-254-0217	96906	MS27029-13	.. PLUG, QUICK DISCONNECT	4
3	PAOZZ	4730-00-640-6188	58536	AA59326X19	.. PLUG, QUICK DISCONNECT	4
4	XDOZZ		96906	MS27028-1	.. COUPLING HALF, QDISC, CAP, TYPE IX, 1/2 IN, AL	4
5	PAOZZ	4730-01-347-0349	58536	AA59326/10-3	.. CAP, QUICK DISCONNECT	4
6	PAOZZ	4730-00-929-0791	58536	AA59326IX13	.. CAP, QUICK DISCONNECT	4
7	PAOZZ	4730-00-485-5055	58536	AA59326/10-4	.. CAP, QUICK DISCONNECT	4
8	PAOZZ	4730-01-019-7432	58536	AA59326/10-7	.. CAP, QUICK DISCONNECT	2
9	PAOZZ	4730-00-951-3295	58536	AA59326/12-3-A-2	.. REDUCER, QUICK DISCONNECT....	4
10	PAOZZ	4730-00-196-1972	96906	MS 51846-27	.. NIPPLE, PIPE	2
11	PAOZZ	4820-00-200-0745	14448	IB949-1-1-2	.. VALVE, CHECK.....	2
END OF FIGURE						

1
2 THROUGH 9

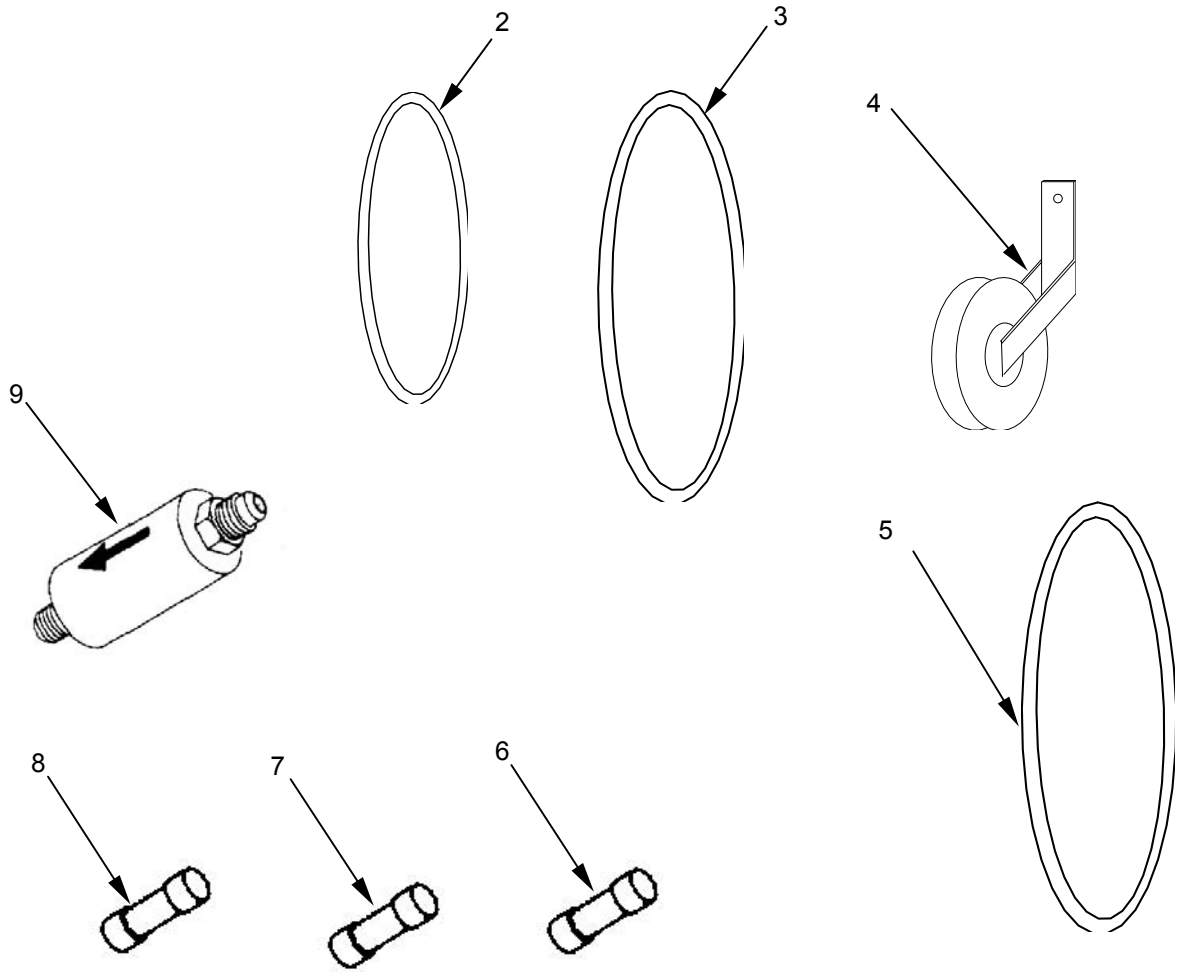


Figure 118. System Support Packages (10k Reefer Unit SSP).

(1)	(2)	(3)	(4)	(5)	(6)	(7)
ITEM NO.	SMR CODE	NSN	CAGEC	PART NUMBER	DESCRIPTION AND USABLE ON CODE (UOC)	QTY
					GROUP 1104 SYSTEM SUPPORT PACKAGES	
					FIG. 118 SYSTEM SUPPORT PACKAGES (10K REEFER UNIT SSP)	
1	XDOOO		81337	9-1-0684	. 10K REEFER UNIT SYSTEM SUPPORT PACKAGE.....	1
2	PAOZZ	3030-01-423-8092	58536	A-A-521160/A92	.. BELT V	2
3	PAOZZ	3030-00-160-8295	04NP0	A95	.. BELT V	2
4	PAOZZ	4130-01-078-4285	71176	ATQ	.. BELT TIGHTENER.....	1
5	PAOZZ	3030-00-850-5830	71176	B64	.. BELT, V	2
6	PAOZZ	5920-00-284-6787	81349	F02A250V5A	.. FUSE, CARTRIDGE.....	10
7	PAOZZ	5920-00-050-4970	81349	F15A250V30A	.. FUSE, CARTRIDGE.....	5
8	PAOZZ	5920-00-296-0454	81349	F60C500V10A	.. FUSE, CARTRIDGE.....	5
9	PAOZZ	4130-00-922-7083	96906	MS35845-3	.. FILTER-DRIER REFRIGERANT	2
END OF FIGURE						

1
2 THROUGH 7

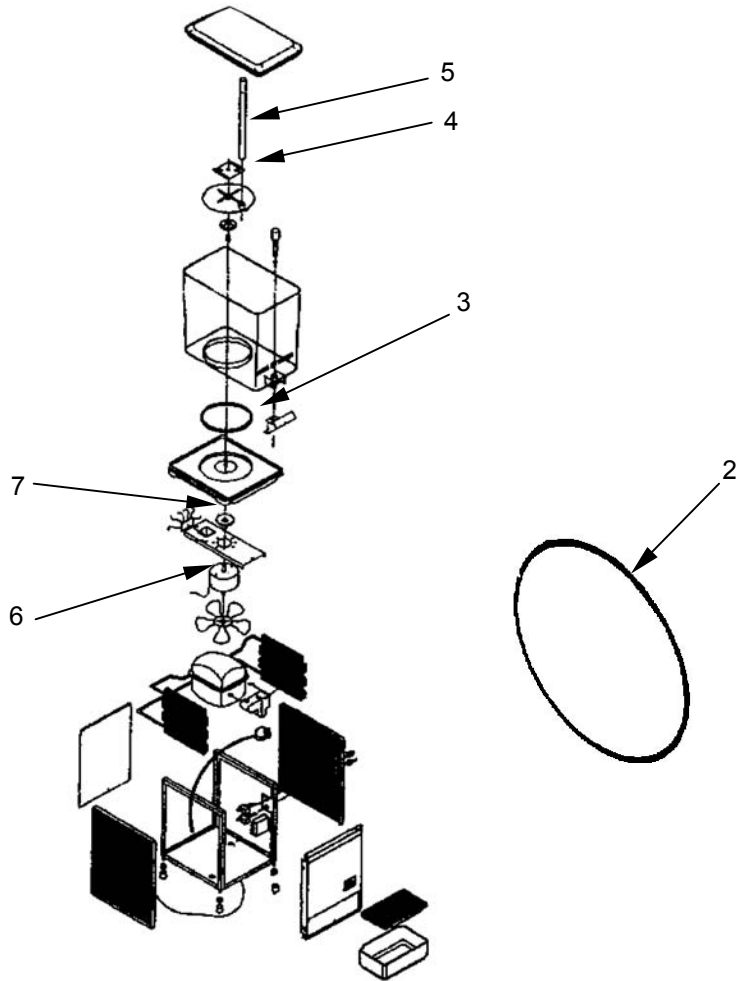


Figure 119. System Support Packages (Beverage Dispenser SSP).

(1)	(2)	(3)	(4)	(5)	(6)	(7)
ITEM NO.	SMR CODE	NSN	CAGEC	PART NUMBER	DESCRIPTION AND USABLE ON CODE (UOC)	QTY
					GROUP 1104 SYSTEM SUPPORT PACKAGES	
					FIG. 119 SYSTEM SUPPORT PACKAGES (BEVERAGE DISPENSER SSP)	
1	XDOOO		81337	9-1-0682	. BEVERAGE DISPENSER, MECHANICAL, SYSTEM SUPPORT PACKAGE	1
2	PAOZZ	5330-00-612-3916	56214	1012	.. PACKING, PREFORMED	8
3	PAOZZ	5330-00-612-3917	02066	1013	.. GASKET	8
4	PAOZZ	7310-01-190-9816	53214	3587	.. PUMP IMPELLER, BEVERAGE DISPENSER.....	2
5	PAOZZ	4710-01-242-2315	53214	1261	.. TUBE, SPRAY, BEVERAGE DISPENSER.....	4
6	PAOZZ	6105-01-331-1064	53214	1594	.. MOTOR, ALTERNATING CURRENT .	1
7	PAOZZ	3120-01-267-0146	53214	3220	.. BEARING, SLEEVE	4
END OF FIGURE						

1
FIGURE 120, ITEM 2

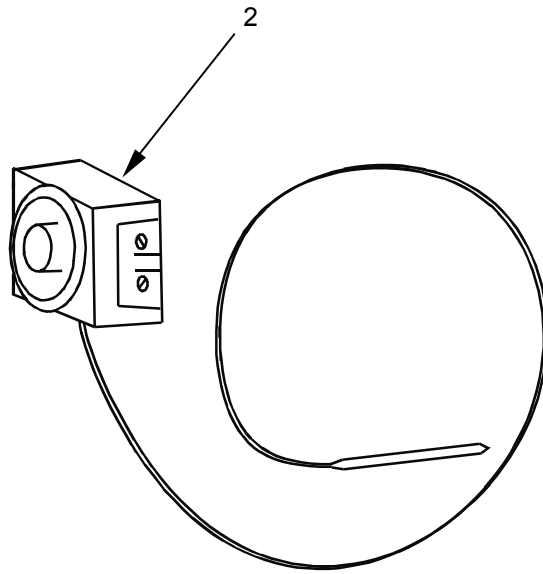


Figure 120. System Support Packages (Coffee Urn SSP).

(1)	(2)	(3)	(4)	(5)	(6)	(7)
ITEM NO.	SMR CODE	NSN	CAGEC	PART NUMBER	DESCRIPTION AND USABLE ON CODE (UOC)	QTY
					GROUP 1104 SYSTEM SUPPORT PACKAGES	
					FIG. 120 SYSTEM SUPPORT PACKAGES (COFFEE URN SSP)	
1	XDOOO		81337	9-1-0681	. COFFEE URN SYSTEM SUPPORT PACKAGE	1
2	PAOZZ	5930-00-197-3919	02594	504001	.. SWITCH, THERMOSTATIC	1
END OF FIGURE						

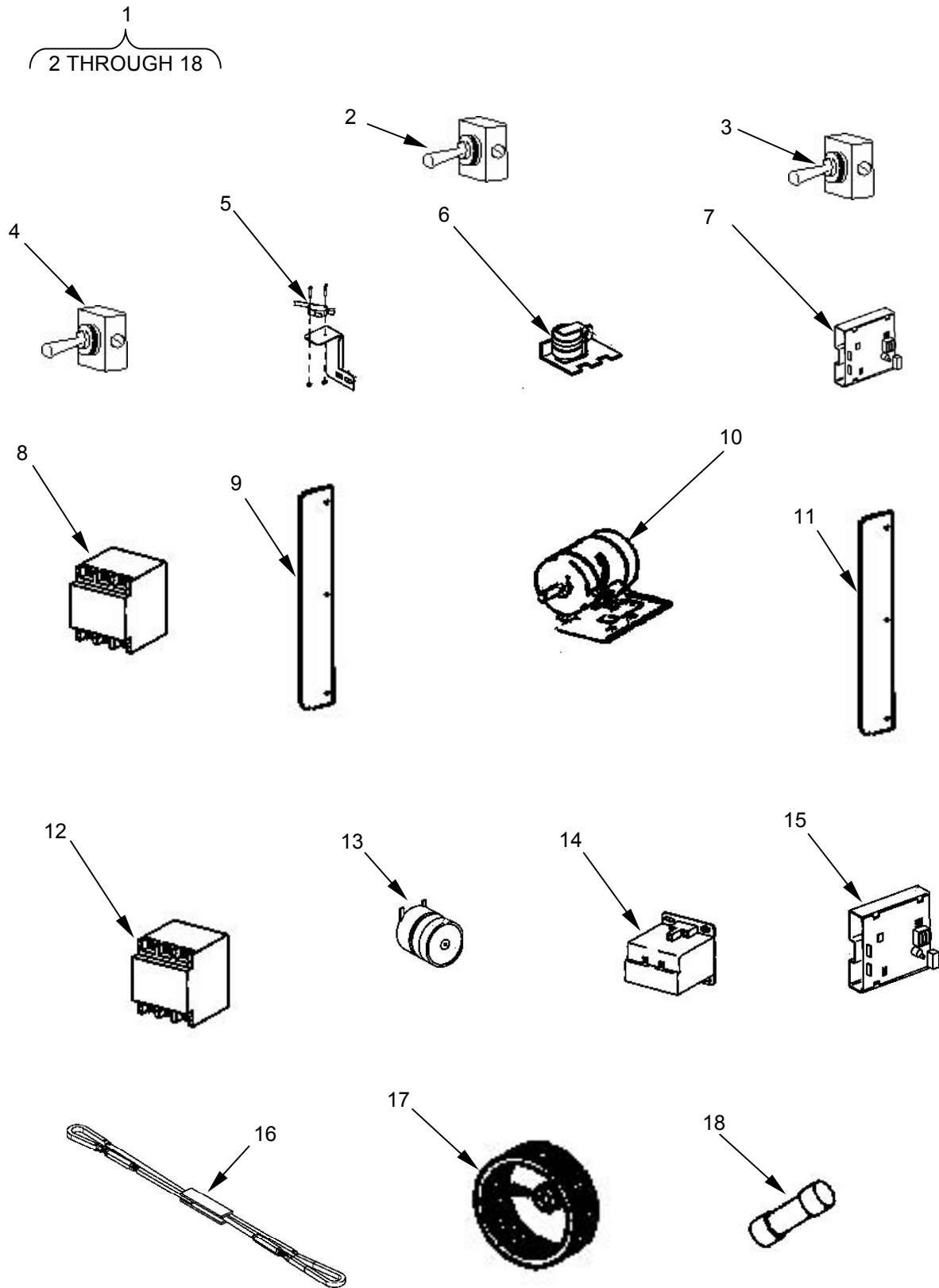


Figure 121. System Support Packages (Electric Oven SSP).

(1)	(2)	(3)	(4)	(5)	(6)	(7)
ITEM NO.	SMR CODE	NSN	CAGEC	PART NUMBER	DESCRIPTION AND USABLE ON CODE (UOC)	QTY
					GROUP 1104 SYSTEM SUPPORT PACKAGES	
					FIG. 121 SYSTEM SUPPORT PACKAGES (ELECTRIC OVEN SSP)	
1	XDOOO		81337	9-1-0679	. ELECTRIC OVEN SYSTEM SUPPORT PACKAGE.....	1
2	PAOZZ	5930-01-187-9923	28873	340324-12	. . SWITCH, THERMOSTATIC.....	2
3	PAOZZ	5930-01-188-2320	28873	340324-6	. . SWITCH, TOGGLE	2
4	PAOZZ	5930-01-149-2976	28873	340324-9	. . SWITCH, TOGGLE	2
5	PAOZZ	5930-01-113-5628	28873	342147-1	. . SWITCH, THERMOSTATIC.....	2
6	XDOZZ		28873	342170-1	. . COIL ASSY, 208V	1
7	XDOZZ		55392	346358-2	. . HI-LIMITS ASSY.....	2
8	PAOZZ	5945-01-274-9098	28873	354071-1	. . RELAY, ELECTROMAGNETIC.....	2
9	XDOZZ		28873	357877-1	. . SHIM, DOOR STRIKE.....	4
10	PAOZZ	6105-01-446-5534	28873	358516-2	. . MOTOR, ALTERNATING CURRENT .	1
11	XDOZZ		28873	358542-2	. . DOOR STRIKE.....	4
12	PAOZZ	6110-01-469-6490	28873	411497-C5	. . CONTACTOR, MAGNETIC.....	2
13	PAOZZ	6350-01-445-9977	28873	411499-3	. . BUZZER	1
14	XDOZZ		28873	411506-3	. . THERMOSTAT	2
15	PAOZZ	6645-01-446-1994	28873	411690-2	. . TIMER, INTERVAL.....	2
16	XDOZZ		28873	411794-1	. . CATCH, DOOR	2
17	XDOZZ		28873	415207-2	. . FAN, COOLING.....	1
18	PAOZZ	5920-01-123-5836	81349	WF1814/01-005	. . FUSE, CARTRIDGE.....	5
END OF FIGURE						

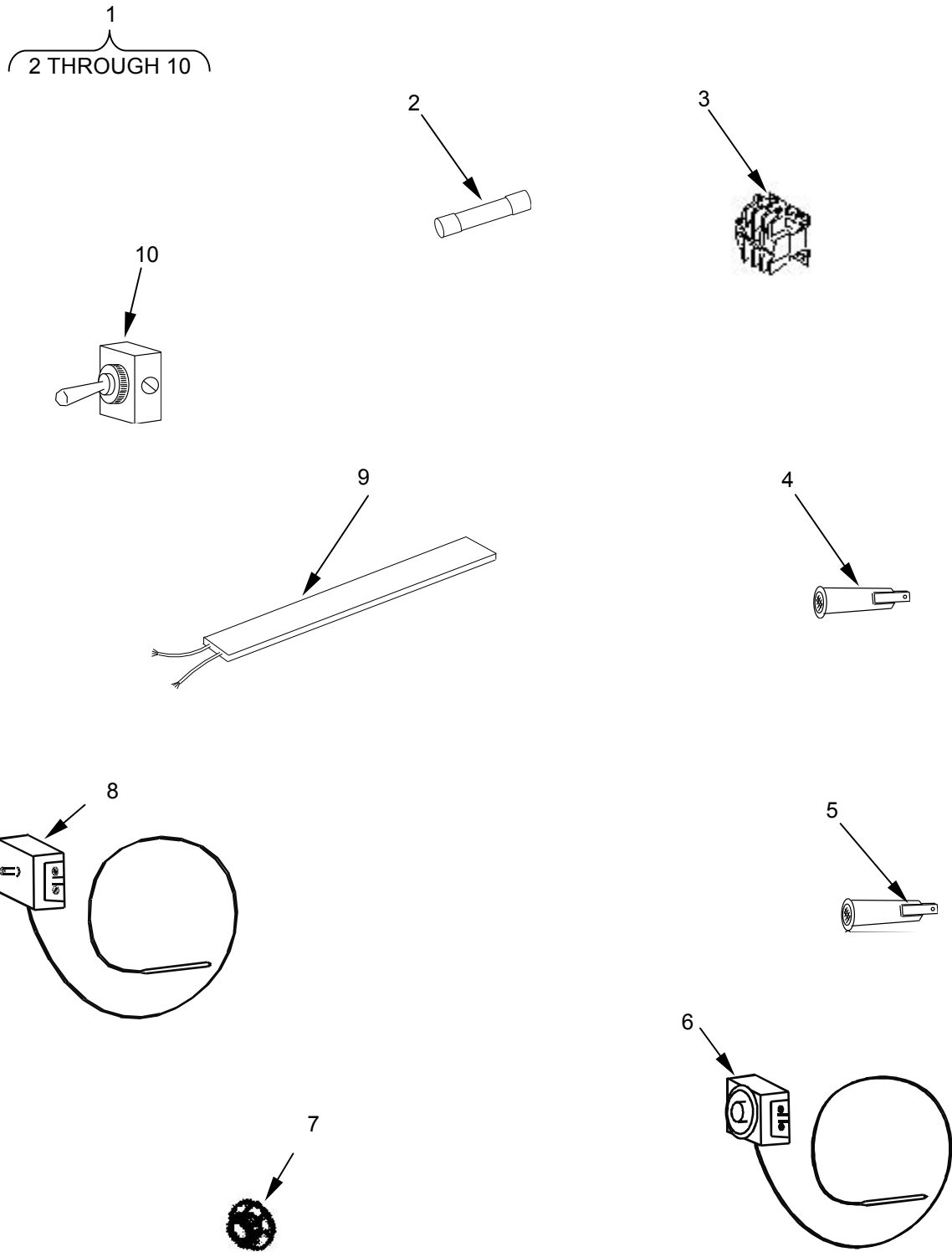


Figure 122. System Support Packages (Tilt Griddle SSP).

(1) ITEM NO.	(2) SMR CODE	(3) NSN	(4) CAGEC	(5) PART NUMBER	(6) DESCRIPTION AND USABLE ON CODE (UOC)	(7) QTY
					GROUP 1104 SYSTEM SUPPORT PACKAGES	
					FIG. 122 SYSTEM SUPPORT PACKAGES (TILT GRIDDLE SSP)	
1	XDOOO		81337	9-1-0644	. TILT GRIDDLE SYSTEM SUPPORT PACKAGE	1
2	PAOZZ	7310-01-468-9773	35550	400781	. . PAN TILTING, FUSE 1A	10
3	PAOZZ	6110-01-548-3220	35550	406567	. . CONTACTOR, MAGNETIC	1
4	PAOZZ	7310-01-468-9765	35550	407451	. . PAN TILTING, PILOT L	1
5	PAOZZ	7310-01-468-9762	35550	407452	. . PAN TILTING, PILOT L	1
6	PAOZZ	7310-01-468-9772	35550	407567-1 PAN TILTING, KNOB AN	1
7	XDOZZ		35550	407567D	. . THERMOSTAT, HI-LIMI	1
8	PAOZZ	7310-01-468-9771	35550	407568-1	. . PAN TILTING, THERMOS	1
9	PAOZZ	5930-01-469-1185	54005	CRTL111A250V 1	. . SWITCH, TOGGLE	1
10	PAOZZ	7310-01-468-9775	35550	430012	. . PAN TILTING, HEATER.....	6
END OF FIGURE						

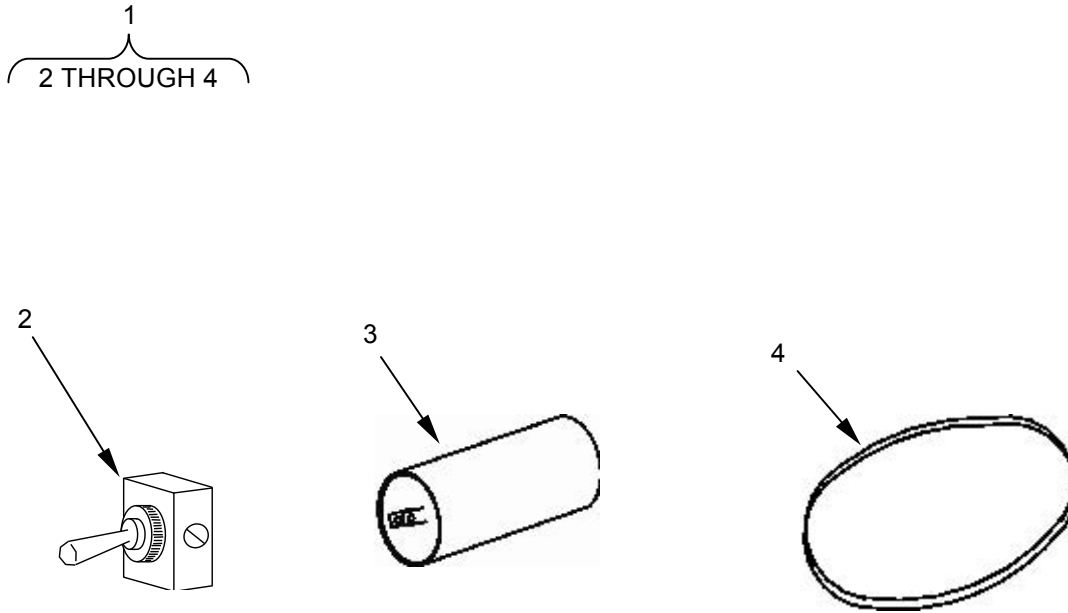


Figure 123. System Support Packages (Meat Slicer SSP)

(1) ITEM NO.	(2) SMR CODE	(3) NSN	(4) CAGEC	(5) PART NUMBER	(6) DESCRIPTION AND USABLE ON CODE (UOC)	(7) QTY
GROUP 1104 SYSTEM SUPPORT PACKAGES						
FIG. 123 SYSTEM SUPPORT PACKAGES (MEAT SLICER SSP)						
1	XDOOO		81337	9-1-0673	. MEAT SLICER SYSTEM SUPPORT PACKAGE	1
2	PAOZZ	3030-01-256-8795	28873	292554	.. SWITCH, PUSH	1
3	PAOZZ	5910-01-256-8778	28873	292569	.. CAPACITOR.....	1
4	PAOZZ	3030-01-260-4409	28873	292583	.. BELT, V	1
END OF FIGURE						

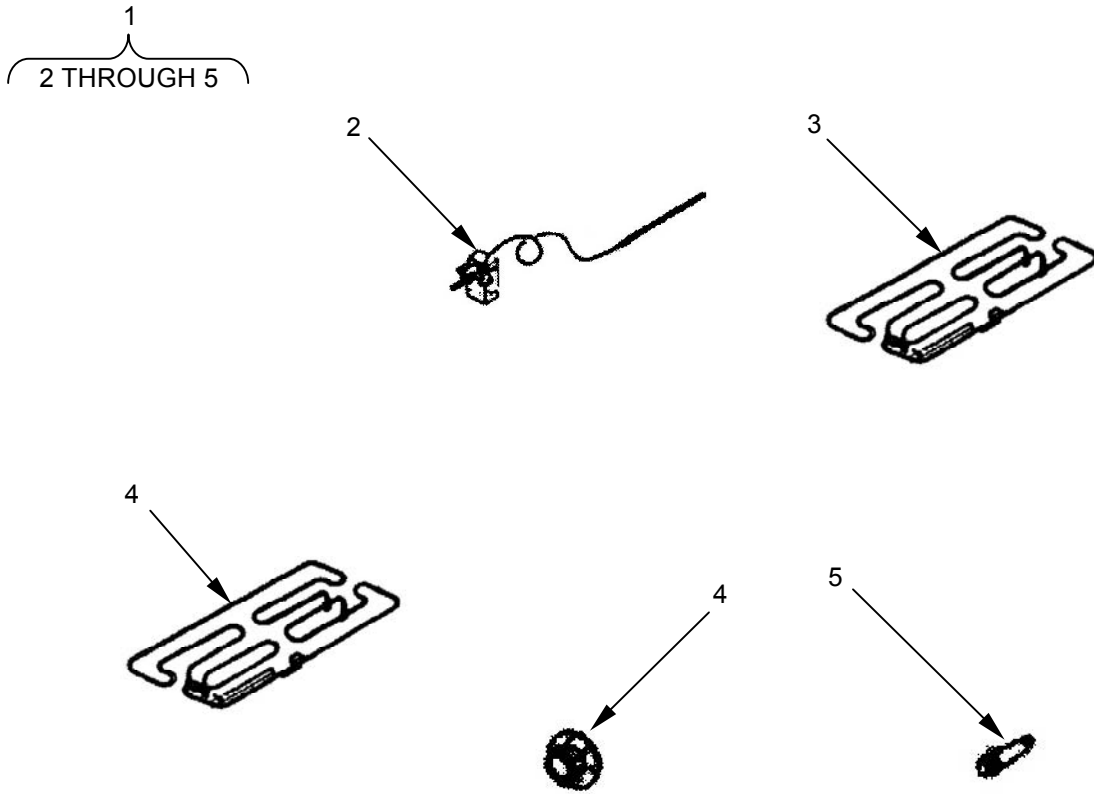


Figure 124. System Support Packages (Griddle SSP)

(1) ITEM NO.	(2) SMR CODE	(3) NSN	(4) CAGEC	(5) PART NUMBER	(6) DESCRIPTION AND USABLE ON CODE (UOC)	(7) QTY
					GROUP 1104 SYSTEM SUPPORT PACKAGES	
					FIG. 124 SYSTEM SUPPORT PACKAGES (GRIDDLE SSP)	
1	XDOOO		81337	9-1-0677	. GRIDDLE SYSTEM SUPPORT PACKAGE	1
2	PAOZZ	6685-01-221-9159	28873	344635-2	.. CONTROL, TEMPERATURE, INDICATING	2
3	PAOZZ	4540-01-277-5805	28873	351359-1	.. HEATING ELEMENT, ELECTRICAL, NONIMMERSION	2
4	PAOZZ	4540-01-210-2695	28873	351360-1	.. HEATING ELEMENT, ELECTRICAL, NONIMMERSION	2
5	XDOZZ		89565	824277	.. KNOB, THERMOSTAT, GRIDDLE	2
6	XDOZZ		89565	824324-1	.. LIGHT, INDICATOR, GRIDDLE	2
END OF FIGURE						

1
 FIGURE 125, ITEM 2

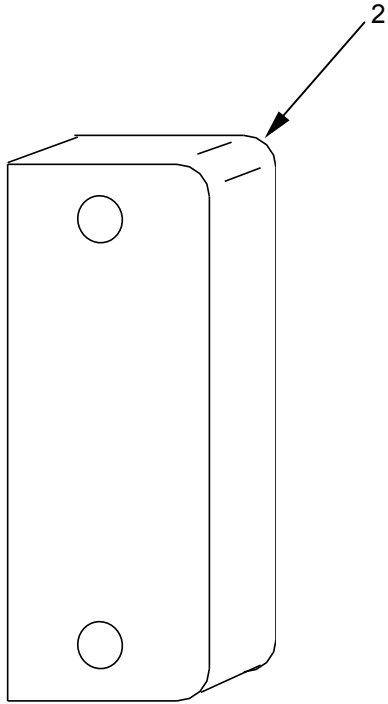


Figure 125. System Support Packages (Reefer Box SSP)

(1) ITEM NO.	(2) SMR CODE	(3) NSN	(4) CAGEC	(5) PART NUMBER	(6) DESCRIPTION AND USABLE ON CODE (UOC)	(7) QTY
					GROUP 1104 SYSTEM SUPPORT PACKAGES	
					FIG. 125 SYSTEM SUPPORT PACKAGES (REEFER BOX SSP)	
1	XDOOO		81337	9-1-0671	. REEFER BOX, SYSTEM SUPPORT PACKAGE.....	1
2	XDOZZ		57519	248	. . STRIKE CATCH CLAMP, 600CFT REEFER BOX.....	15
END OF FIGURE						

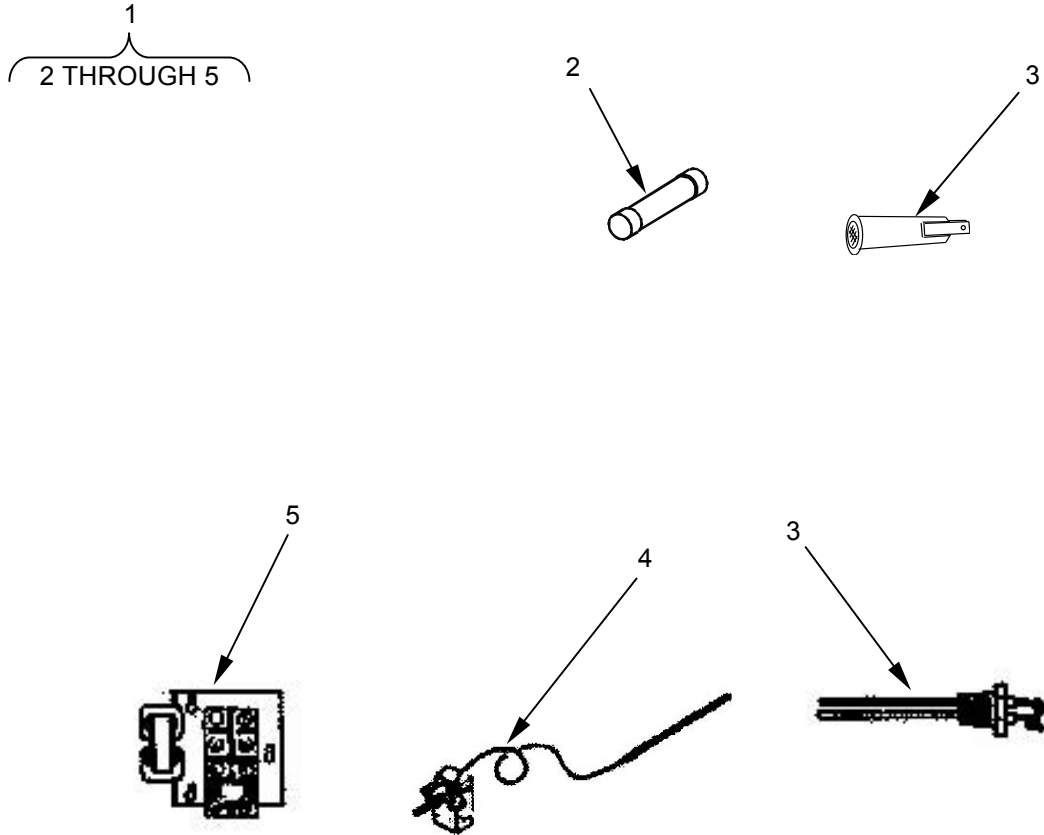


Figure 126. System Support Packages (Steam Kettle 20 Gal SSP)

(1) ITEM NO.	(2) SMR CODE	(3) NSN	(4) CAGEC	(5) PART NUMBER	(6) DESCRIPTION AND USABLE ON CODE (UOC)	(7) QTY
					GROUP 1104 SYSTEM SUPPORT PACKAGES	
					FIG. 126 SYSTEM SUPPORT PACKAGES (STEAM KETTLE 20-GAL SSP)	
1	XDOOO		81337	9-1-0648	. STEAM KETTLE, 20 GAL SYSTEM SUPPORT PACKAGE	1
2	PAOZZ	5920-01-495-6085	26465	002945	. . FUSE, CARTRIDGE	5
3	PAOZZ	3895-01-121-6391	26465	2986	. . PILOT LIGHT	5
3	XDOZZ		26465	008852	. . ELEMENT HEATER, 208V	5
4	PAOZZ	6685-00-179-4963	33371	5300-210	. . THERMOSTAT	5
5	PAOZZ	6110-01-381-7014	26465	13369	. . CONTACTOR, MAGNETIC	10
END OF FIGURE						

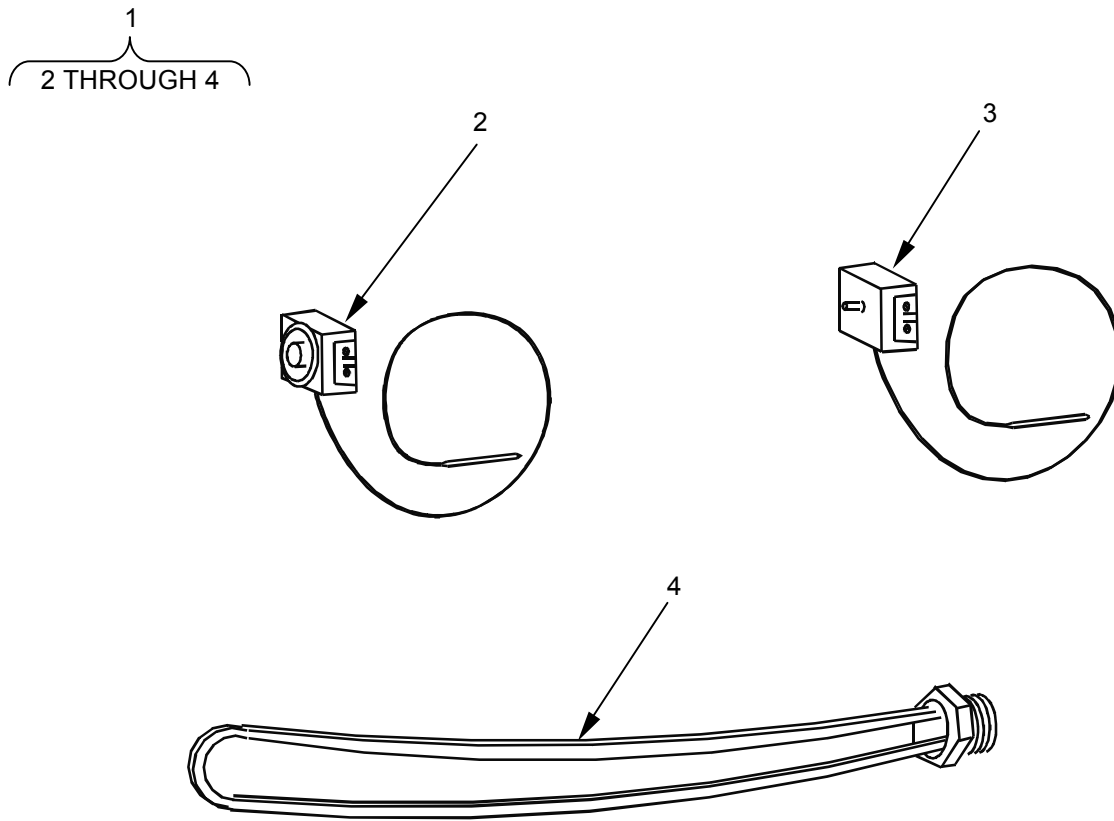


Figure 127. System Support Packages (Steam Table SSP).

(1)	(2)	(3)	(4)	(5)	(6)	(7)
ITEM NO.	SMR CODE	NSN	CAGEC	PART NUMBER	DESCRIPTION AND USABLE ON CODE (UOC)	QTY
					GROUP 1104 SYSTEM SUPPORT PACKAGES	
					FIG. 127 SYSTEM SUPPORT PACKAGES (STEAM TABLE SSP)	
1	XDOOO		81337	9-1-0646	. STEAM TABLE SYSTEM SUPPORT PACKAGE.....	1
2	XDOZZ		55392	STE-E2-1	. . THERMOSTAT	1
3	XDOZZ		55392	STE-E2-12	. . LOW WATER CUT-OFF	2
4	XDOZZ		55392	STE-E2-2	. . HEATER.....	2
END OF FIGURE						

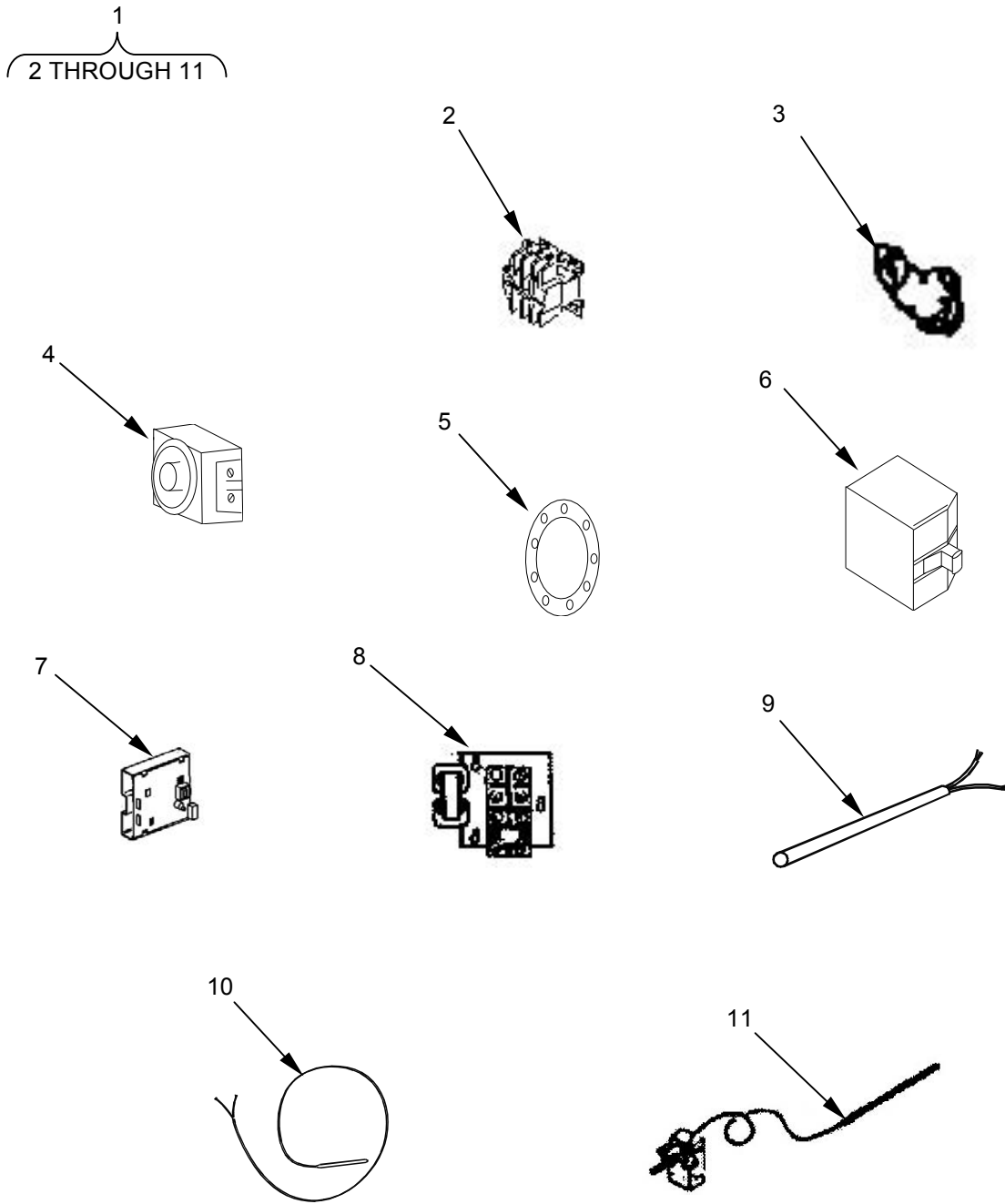


Figure 128. System Support Packages (Steam Kettle 6 Gal SSP).

(1)	(2)	(3)	(4)	(5)	(6)	(7)
ITEM NO.	SMR CODE	NSN	CAGEC	PART NUMBER	DESCRIPTION AND USABLE ON CODE (UOC)	QTY
					GROUP 1104 SYSTEM SUPPORT PACKAGES	
					FIG. 128 SYSTEM SUPPORT PACKAGES (STEAM KETTLE 6-GAL SSP)	
1	XDOOO		81337	9-1-0647	. STEAM KETTLE, SYSTEM SUPPORT PACKAGE, 6 GALLON	1
2	XDOZZ		89565	840501	. . LIQUID LEVEL CONTROL	1
3	XDOZZ		89565	844492	. . VALVE, RELIEF (50 PSI).....	1
4	XDOZZ		89565	855254	. . POTENTIOMETER, REMOTE.....	1
5	XDOZZ		89565	881969	. . GASKET, ELEMENT.....	1
6	PAOZZ	7310-01-468-9363	89565	881970	. . STEAM KETTLE, POWER.....	1
7	XDOZZ		89565	881971	. . SWITCH, INTERLOCK	1
8	XDOZZ		89565	881975	. . CONTACTOR	1
9	XDOZZ		89565	881981	. . PROBE.....	1
10	XDOZZ		89565	881993	. . CONTROLLER, TEMPERATURE	1
11	XDOZZ		89565	881994	. . SENSOR, TEMPERATURE.....	1
END OF FIGURE						

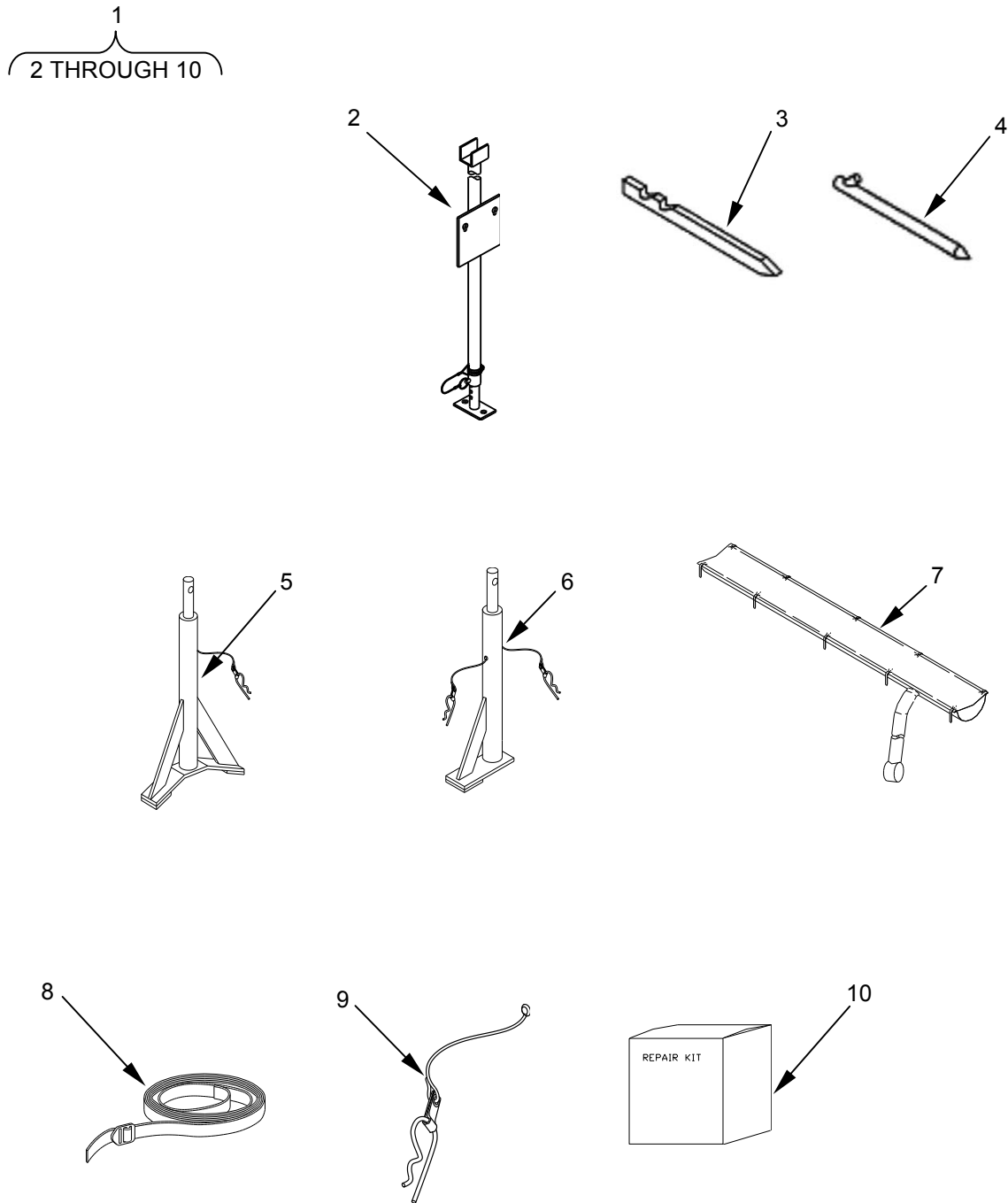


Figure 129. System Support Packages (Tent System SSP).

(1)	(2)	(3)	(4)	(5)	(6)	(7)
ITEM NO.	SMR CODE	NSN	CAGEC	PART NUMBER	DESCRIPTION AND USABLE ON CODE (UOC)	QTY
					GROUP 1104 SYSTEM SUPPORT PACKAGES	
					FIG. 129 SYSTEM SUPPORT PACKAGES (TENT SYSTEM SSP)	
1	XDOOO		81337	9-1-0645	. TEMPER TENT SYSTEM SUPPORT PACKAGE	1
2	PAOZZ	6110-01-242-6691	81337	1-6-6005	. . STAND, DISTRIBUTION	2
3	PAOZZ	8340-00-261-9751	64067	8340-00-261-9751	. . PIN, TENT	110
4	PAOZZ	8340-00-985-7461	81349	MIL-P-501	. . PIN, TENT	200
5	PAOZZ	8340-01-186-3008	81349	MIL-F-44251	. . RIDGE EXTENDER, TENT	10
6	PAOZZ	8340-01-186-3009	81349	MIL-F-44251	. . EAVE EXTENDER, TENT	10
7	PAOZZ	8340-01-186-3035	81349	MIL-T-44243	. . PLENUM, TENT	7
8	PAOZZ	4720-01-220-1419	81337	5-4-4005	. . STRAP, WEBBING.....	20
9	PAOZZ	5315-01-260-6624	96906	MS51844C	. . PIN, QUICK RELEASE.....	50
10	PAOZZ	8340-00-262-5767	81349	MIL-DTL-3372	. . REPAIR KIT, TENTAGE.....	4
END OF FIGURE						

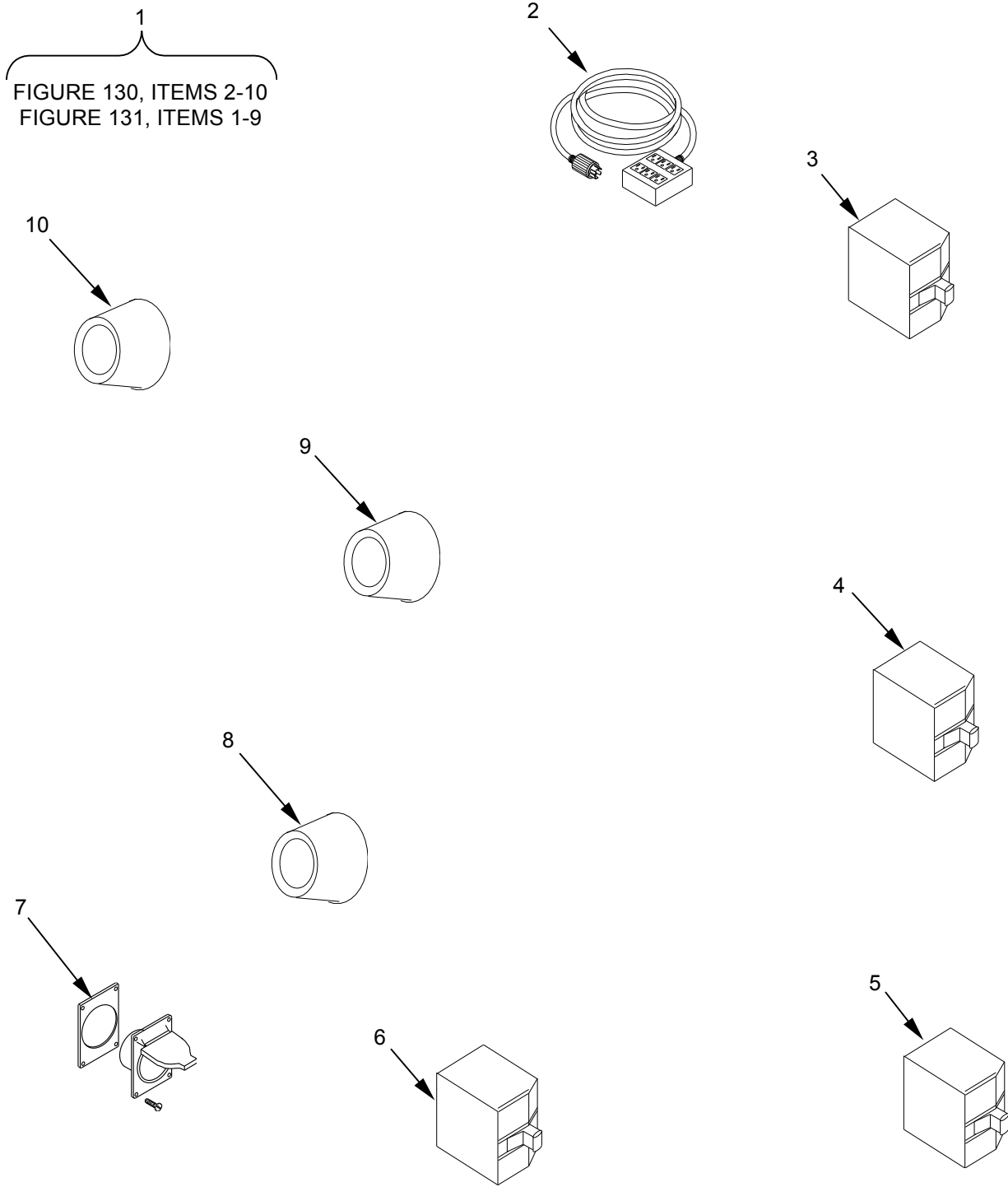


Figure 130. System Support Packages (Power Generation and Electrical SSP).

(1)	(2)	(3)	(4)	(5)	(6)	(7)
ITEM NO.	SMR CODE	NSN	CAGEC	PART NUMBER	DESCRIPTION AND USABLE ON CODE (UOC)	QTY
					GROUP 1104 SYSTEM SUPPORT PACKAGES	
					FIG. 130 SYSTEM SUPPORT PACKAGES (POWER GENERATION AND ELECTRICAL SSP)	
1	XDOOO		81337	9-1-0672	. POWER GENERATION EQUIPMENT AND ELECTRICAL SUPPORT PACKAGE	1
2	PAOZZ	5925-01-128-6284	60696	TGTR115	.. INTERRUPTER, GROUND FAULT	4
3	PAOZZ	5925-01-425-8682	97403	13229E6305	.. CIRCUIT BREAKER.....	5
4	PAOZZ	5925-01-425-8689	97403	13229E6309	.. CIRCUIT BREAKER.....	5
5	PAOZZ	5925-01-425-8670	97403	13229E6310	.. CIRCUIT BREAKER.....	5
6	PAOZZ	5925-01-425-8687	97403	13229E6328	.. CIRCUIT BREAKER.....	5
7	PAOZZ	5935-00-211-1848	74545	5269C	.. CONNECTOR, PLUG, ELECTRICAL ..	2
8	PAOZZ	5935-01-107-5291	74545	HBL6017	.. BACKSHELL ELECTRICAL CONNECTOR	2
9	PAOZZ	5930-01-423-5769	74545	6018	.. BOOT, DUST AND MOISTURE SEAL	2
10	PAOZZ	5935-01-024-4275	04241	292E119PC7	.. NUT, SELF-LOCKING, PLATE	6
END OF FIGURE						

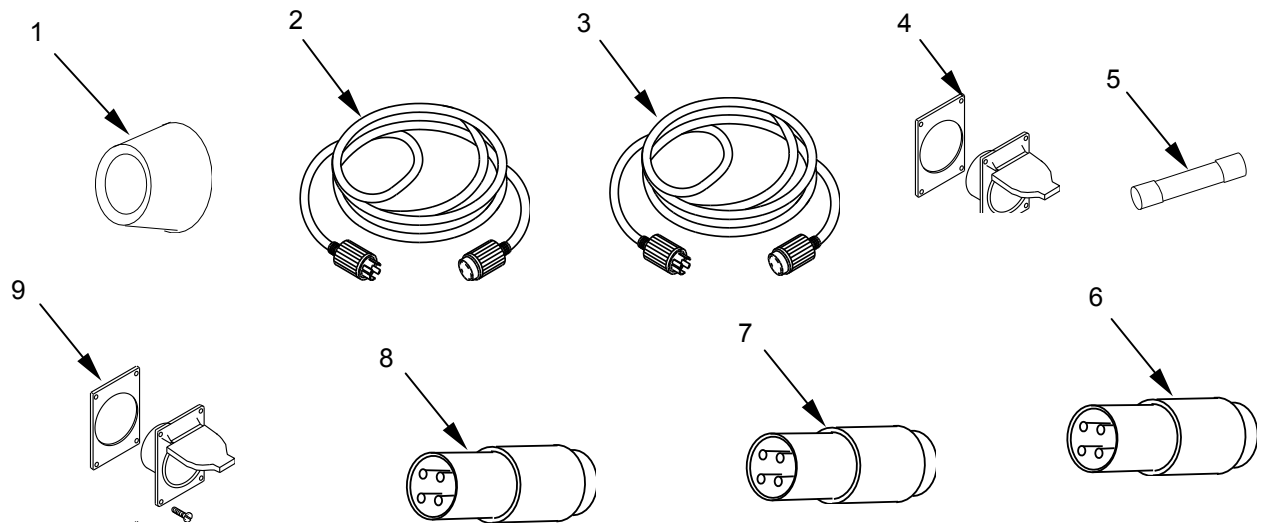


Figure 131. System Support Packages (Power Generation and Electrical SSP 2).

(1)	(2)	(3)	(4)	(5)	(6)	(7)
ITEM NO.	SMR CODE	NSN	CAGEC	PART NUMBER	DESCRIPTION AND USABLE ON CODE (UOC)	QTY
					GROUP 1104 SYSTEM SUPPORT PACKAGES	
					FIG. 131 SYSTEM SUPPORT PACKAGES (POWER GENERATION AND ELECTRICAL SSP 2)	
1	PAOZZ	5935-01-164-5238	74545	6036	.. BACKSHELL, ELECTRICAL CONNECTOR	6
2	PAOZZ	6150-01-413-2235	81337	9-1-0182	.. CABLE ASSEMBLY, SPECIAL PURPOSE ELECTRICAL	5
3	PAOZZ	6150-01-413-9314	81337	9-1-0183	.. CABLE ASSEMBLY, SPECIAL PURPOSE ELECTRICAL	10
4	PAOZZ	5930-01-423-5775	74545	CWP26CR	.. COVER, ELECTRICAL SWITCH	4
5	PAOZZ	5920-00-280-4960	81349	F02A250V2A	.. FUSE, CARTRIDGE	100
6	PAOZZ	5935-01-005-3579	81348	W-C-596/13-3	.. CONNECTOR, PLUG, ELECTRICAL ..	2
7	PAOZZ	5935-01-111-7195	81348	W-C-596/133-1	.. CONNECTOR, PLUG, ELECTRICAL	2
8	PAOZZ	5935-01-136-4017	81348	WC596/137-1	.. CONNECTOR PLUG ELECTRICAL	4
9	PAOZZ	5935-01-122-3249	81348	W-C-596/138-1	.. CONNECTOR, PLUG, ELECTRICAL, 20A	4
					END OF FIGURE	

1
2 THROUGH 7

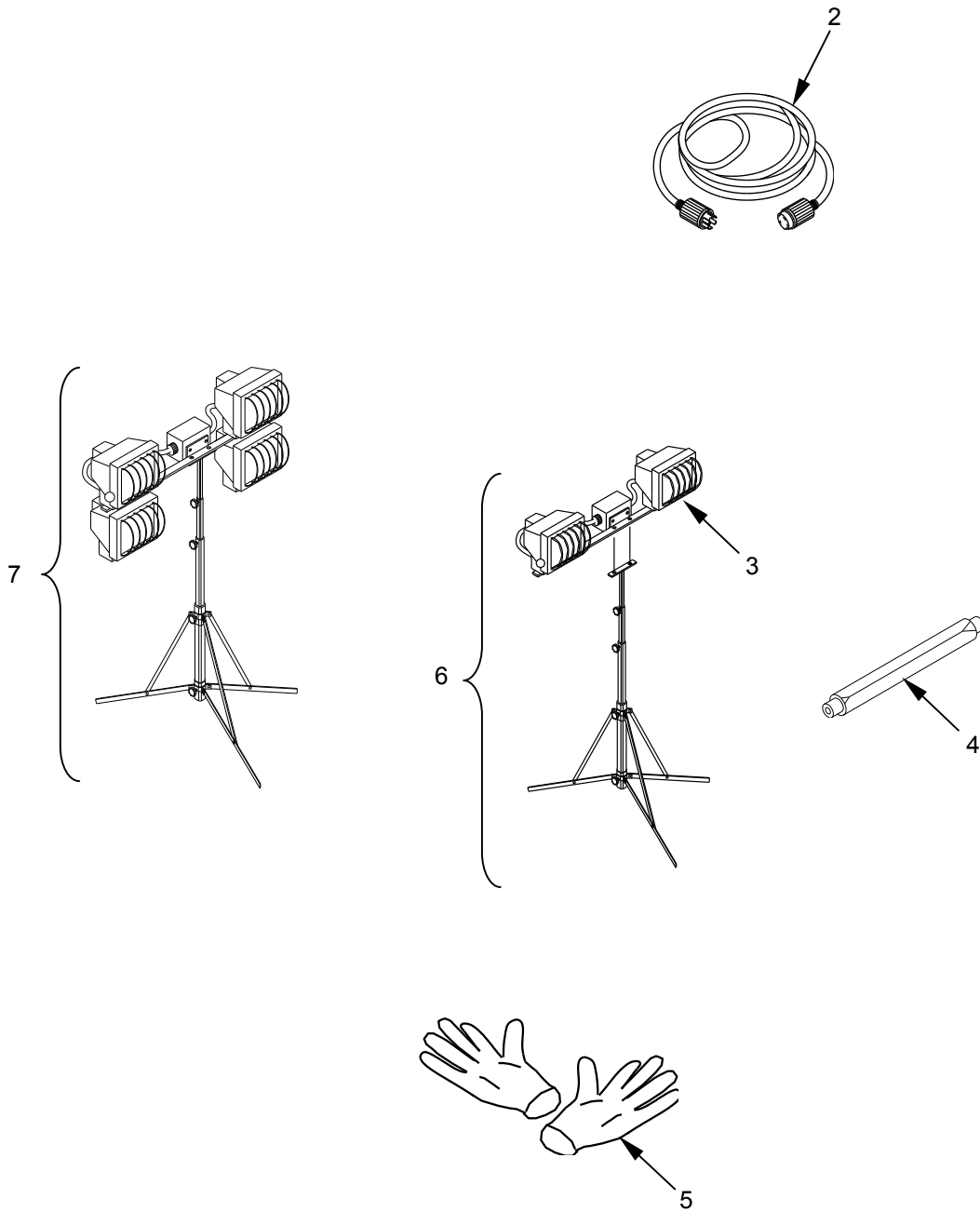


Figure 132. System Support Packages (Floodlight System Support Package).

(1)	(2)	(3)	(4)	(5)	(6)	(7)
ITEM NO.	SMR CODE	NSN	CAGEC	PART NUMBER	DESCRIPTION AND USABLE ON CODE (UOC)	QTY
					GROUP 1104 SYSTEM SUPPORT PACKAGES	
					FIG. 132 SYSTEM SUPPORT PACKAGES (FLOODLIGHT SYSTEM SUPPORT PACKAGE)	
1	XDOOO		81337	446081	. FLOODLIGHT SYSTEM SUPPORT PACKAGE	1
2	XDOZZ		07909	02293	. . EXTENSION CORD, 50 FT.,#12 AWG/3	5
3	XDOZZ		23287	04465702	. . LIGHT HEAD ASSEMBLY.....	10
4	XDOZZ		23287	31058901	. . BULB, HALOGEN, 500W	50
5	PAOZZ	8415-00-782-2809	81349	MIL-G-82241	. . GLOVE, INSERTS, RADIOACTIVE CONTAMINENTS PROTECTIVE.....	6
6	XDOOO		81337	9-1-0769-1	. . TRIPOD FLOODLIGHT, 1000W.....	3
7	XDOOO		81337	9-1-0769-2	. . TRIPOD FLOODLIGHT, 2000W.....	2
END OF FIGURE						

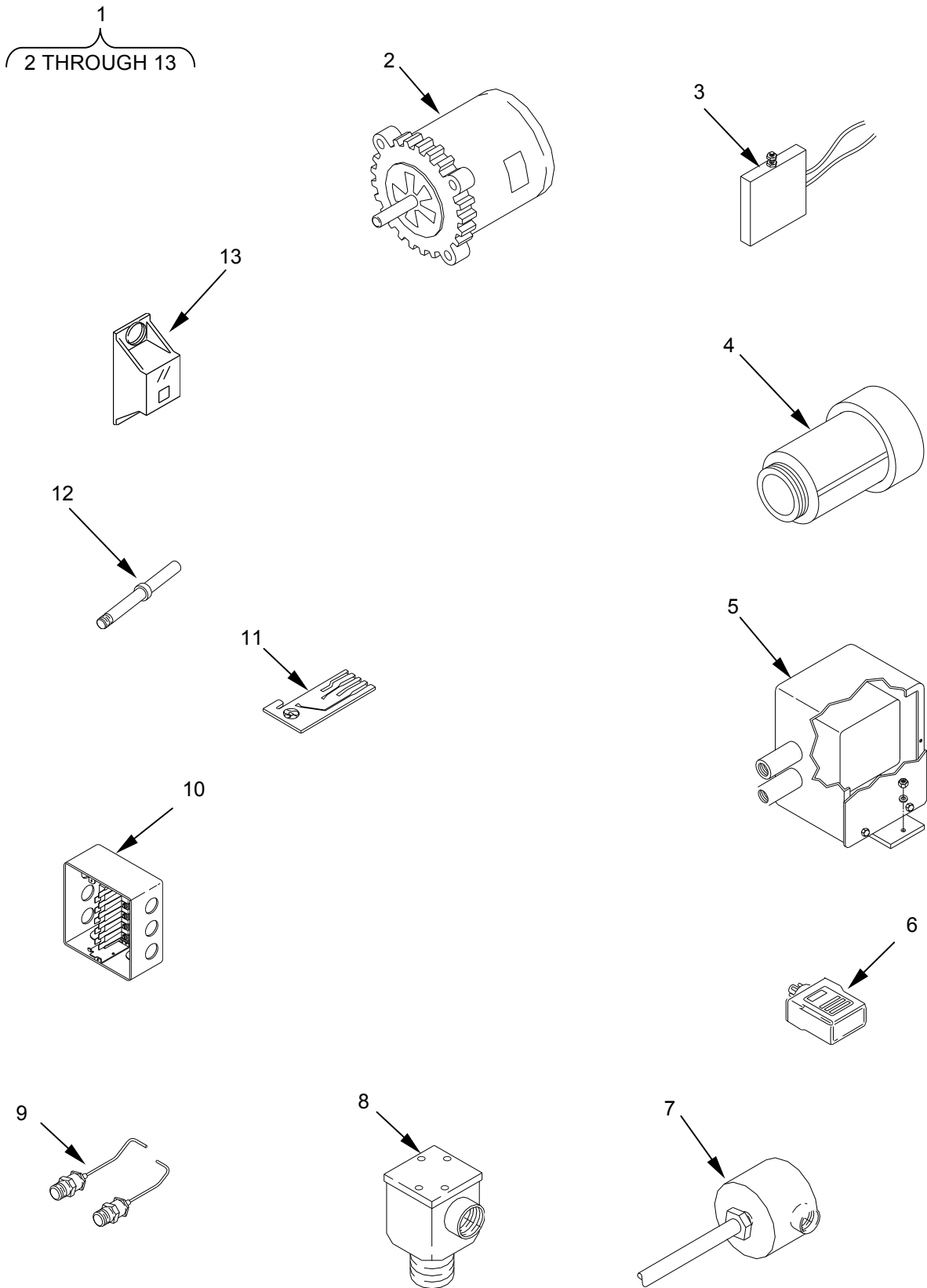


Figure 133. System Support Packages (M80 Water Heater SSP).

(1)	(2)	(3)	(4)	(5)	(6)	(7)
ITEM NO.	SMR CODE	NSN	CAGEC	PART NUMBER	DESCRIPTION AND USABLE ON CODE (UOC)	QTY
					GROUP 1104 SYSTEM SUPPORT PACKAGES	
					FIG. 133 SYSTEM SUPPORT PACKAGES (M80 WATER HEATER SSP)	
1	XDOOO		81337	9-1-0674	. M80 WATER HEATER SYSTEM SUPPORT PACKAGE.....	1
2	PAOZZ	6110-01-013-6482	01121	509-TOD	. . STARTER, MOTOR	2
3	PAOZZ	5980-01-145-7162	72144	48T2-9003	. . SEMICONDUCTOR DEVICE, PHOTO.....	4
4	PAOZZ	4940-01-025-5289	72144	57AV7-1000	. . TEST UNIT, CONTROL	2
5	PAOZZ	5950-00-627-6753	18876	32000128	. . TRANSFORMER, POWER	2
6	PAOZZ	5945-01-155-8680	79198	1D1E0	. . RELAY, ELECTROMAGNETIC.....	2
7	PAOZZ	6685-01-357-7533	0KDP7	23-021110-000	. . CONTROL, TEMPERATURE, INDICATING.....	2
8	PAOZZ	5977-01-161-6680	04034	3E1A	. . HOLDER, ELECTRODE.....	1
9	PAOZZ	5977-00-708-3693	0ATF2	124901024	. . ELECTRODE.....	10
10	PAOZZ	6695-01-496-4749	72144	MEC120D	. . CONTROL INDICATOR	4
11	PAOZZ	5998-01-496-5834	72144	MEIR4	. . CIRCUIT CARD ASSEMBLY	4
12	PAOZZ	4540-01-222-0993	72144	UVM3	. . CONTROL FLAME SAFEGUARD.....	4
13	PAOZZ	4520-01-237-8038	01121	W -39	. . ELEMENT, HEATER.....	2
END OF FIGURE						

1
FIGURE 134, ITEMS 2-15
FIGURE 135, ITEMS 1-13

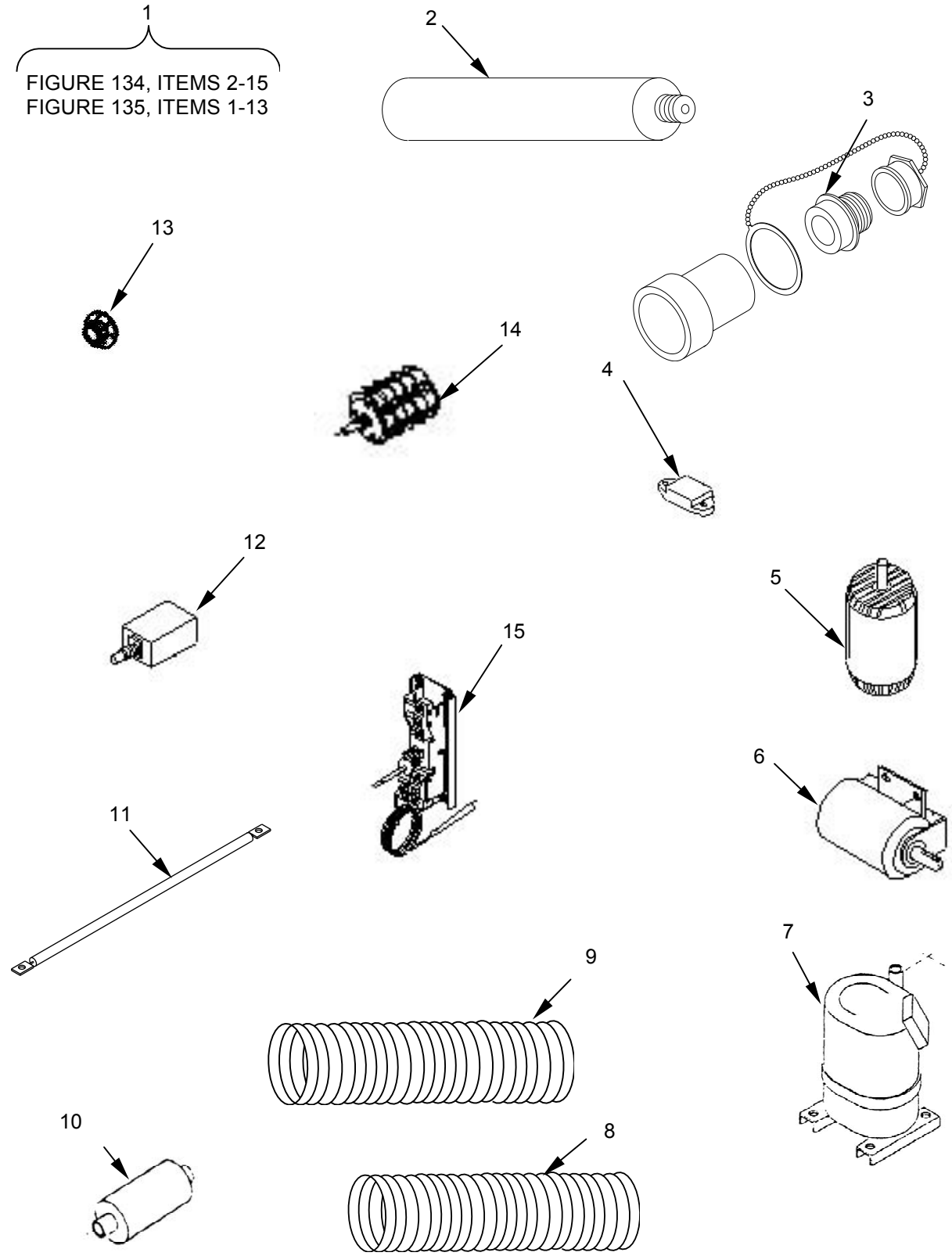


Figure 134. System Support Packages (ECU SSP 1).

(1)	(2)	(3)	(4)	(5)	(6)	(7)
ITEM NO.	SMR CODE	NSN	CAGEC	PART NUMBER	DESCRIPTION AND USABLE ON CODE (UOC)	QTY
					GROUP 1104 SYSTEM SUPPORT PACKAGES	
					FIG. 134 SYSTEM SUPPORT PACKAGES (ECU SSP 1)	
1	XDOOO		81337	9-1-0676	. ECU SYSTEM SUPPORT PACKAGE ..	1
2	PAOZZ	4820-00-073-8405	58553	3001X4	. . VALVE, SAFETY RELIEF	4
3	PAOZZ	4130-01-300-6608	07925	13216E6168-2	. . VALVE CHARGING.....	2
4	PAOZZ	5930-00-357-6090	97403	13216E6224-2	. . SWITCH, THERMOSTATIC.....	6
5	PAOZZ	6105-01-469-2131	54374	13230E3512	. . MOTOR, ALTERNATING CURRENT .	4
6	PAOZZ	6105-01-469-2132	94833	12027	. . MOTOR, ALTERNATING CURRENT .	4
7	PAOZZ	4130-01-145-9466	59431	AG144RT-001-J7	. . COMPRESSOR UNIT, REFRIGERATION.....	12
8	PAOZZ	4720-00-255-9034	98891	AD1700-A2D007	. . HOSE ASSEMBLY AIR DUCT	2
9	PAOZZ	4720-00-255-9032	98891	AD1700-A2D009	. . HOSE ASSEMBLY AIR DUCT	2
10	PAOZZ	4130-01-011-0543	70255	EK305S	. . FILTER-DRIER, REFRGERANT	12
11	PAOZZ	4540-00-518-1329	65586	322-873964-001	. . HEATING ELEMENT, ELECTRICAL, NONIMMERSION.....	12
12	PAOZZ	5925-01-469-2482	06402	2-5700-IG1-K10-DD-5A	. . CIRCUIT BREAKER.....	6
13	PAOZZ	5355-01-333-5121	86797	RC-75	. . KNOB	8
14	PAOZZ	5930-01-469-1650	82121	3230MA	. . SWITCH, ROTARY	6
15	PAOZZ	5930-00-551-0458	50831	A36AGA9C	. . SWITCH, THERMOSTATIC.....	6
END OF FIGURE						

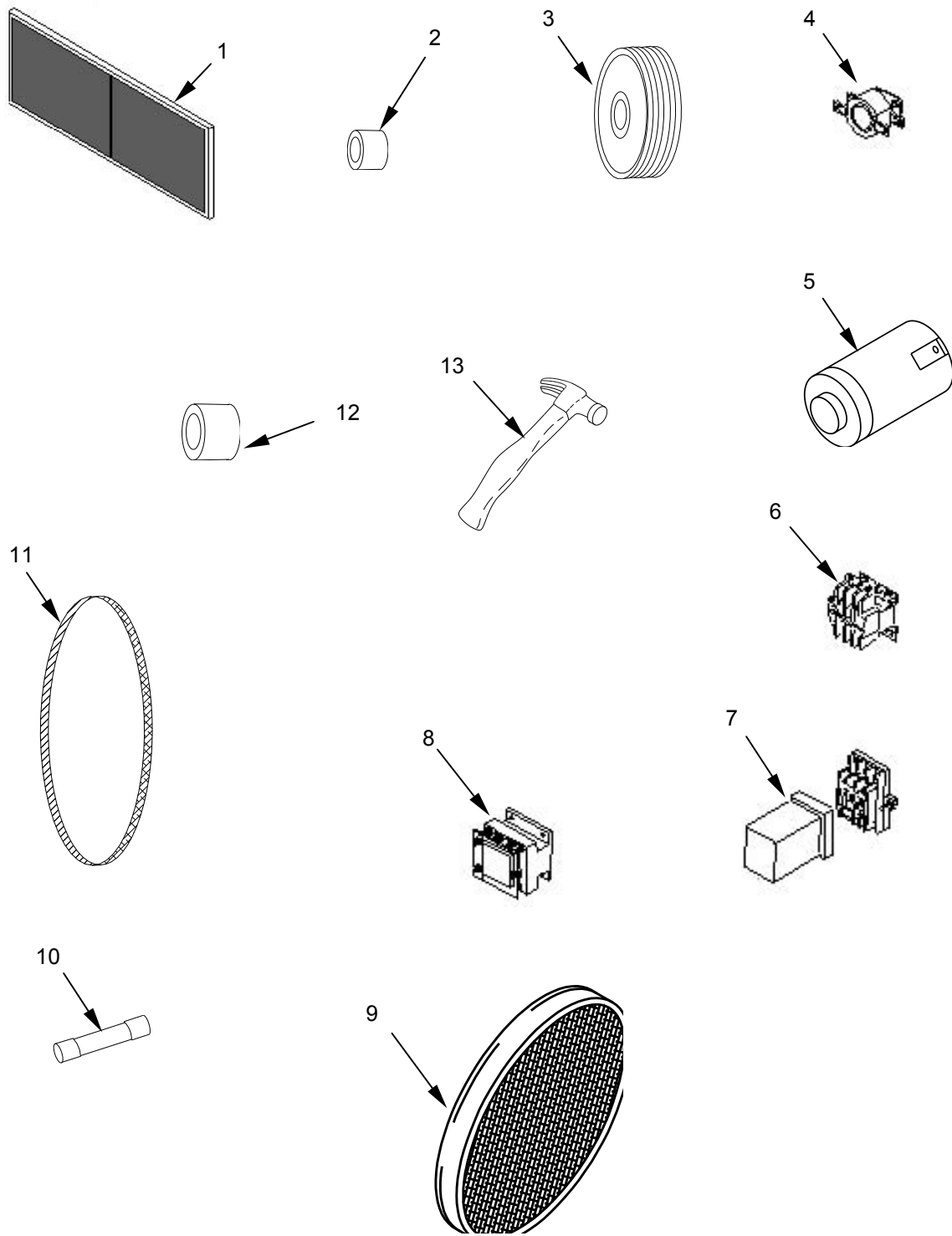


Figure 135. System Support Packages (ECU SSP 2).

(1)	(2)	(3)	(4)	(5)	(6)	(7)
ITEM NO.	SMR CODE	NSN	CAGEC	PART NUMBER	DESCRIPTION AND USABLE ON CODE (UOC)	QTY
					GROUP 1104 SYSTEM SUPPORT PACKAGES	
					FIG. 135 SYSTEM SUPPORT PACKAGES (ECU SSP 2)	
1	PAOZZ	4130-01-469-1818	21585	F/S TYPE 304	. . FILTER, ELEMENT, AIR CONDITIONING	6
2	PAOZZ	3020-01-333-3045	71956	122051	. . BUSHING	6
3	PAOZZ	3020-01-305-7013	71176	AK56H	. . PULLEY, GROOVED	6
4	PAOZZ	5945-01-469-1601	14859	600006A1-11	. . RELAY, THERMAL.....	6
5	PAOZZ	5930-01-469-1400	97403	13230E3594	. . SWITCH, PRESSURE.....	2
6	PAOZZ	5945-00-534-7805	58723	3M25-B AND 2 OF H6S-2	. . RELAY, ELECTROMAGNETIC.....	6
7	PAOZZ	5945-01-469-1903	97403	13230E3596	. . RELAY, ELECTROMATIC.....	12
8	PAOZZ	5945-01-288-5630	97403	13230E3597	. . RELAY, ELECTROMATIC.....	18
9	PAOZZ	4130-01-415-7300	81337	9-1-0146	. . DUCT ADAPTER KIT, AIR CONDITIONER	10
10	PAOZZ	5340-01-485-0689	97765	983-430	. . PLUG FUSIBLE.....	4
11	PAOZZ	3030-00-809-7702	04NPO	A34	. . BELT, V	30
12	PAOZZ	3030-01-146-8016	21335	LR3R3/4	. . BEARING UNIT, BALL	6
13	PAOZZ	5120-01-112-8351	05047	B107-41	. HAMMER, HAND	5
END OF FIGURE						

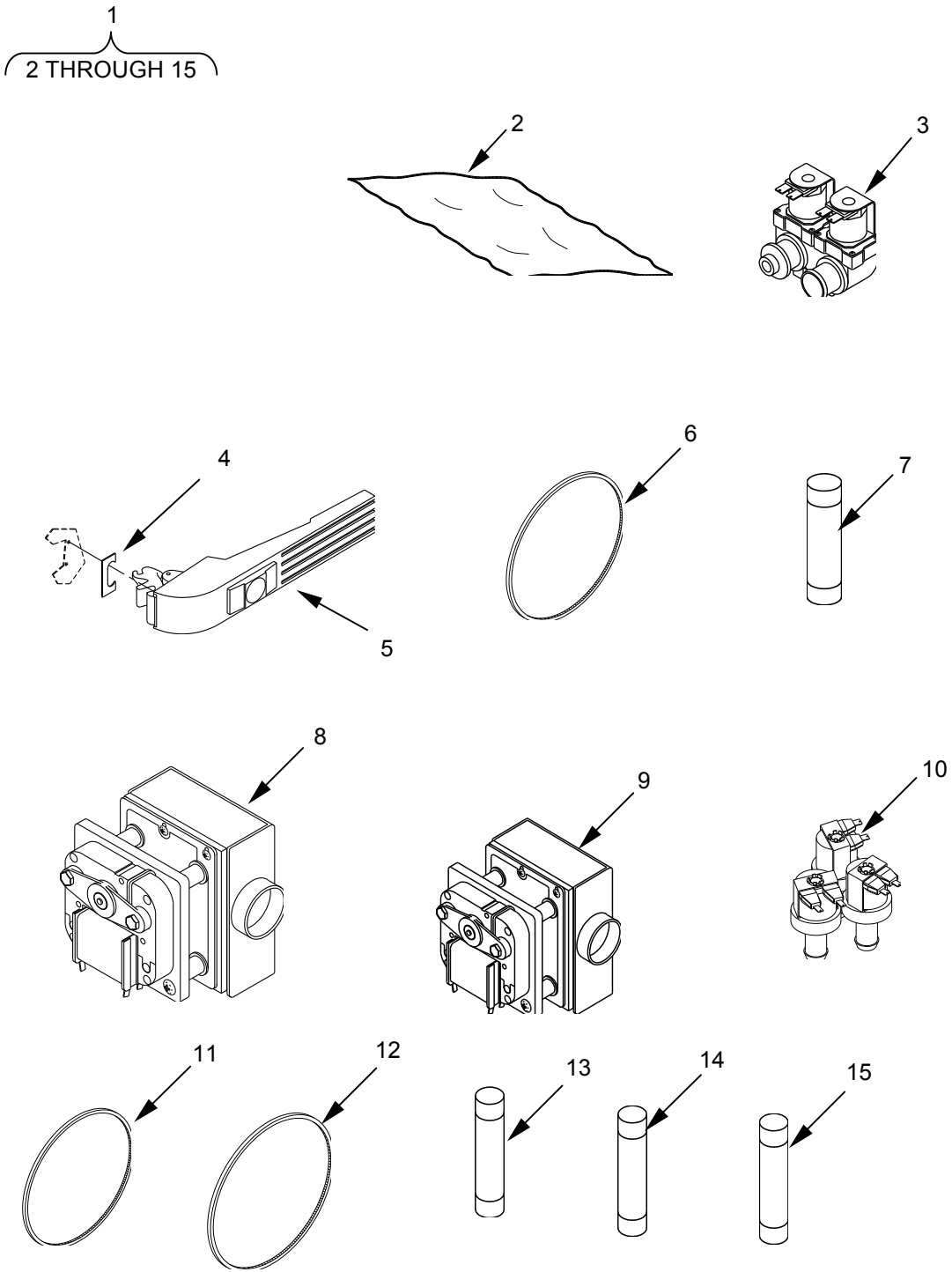


Figure 136. System Support Packages (Laundry SSP).

(1)	(2)	(3)	(4)	(5)	(6)	(7)
ITEM NO.	SMR CODE	NSN	CAGEC	PART NUMBER	DESCRIPTION AND USABLE ON CODE (UOC)	QTY
					GROUP 1104 SYSTEM SUPPORT PACKAGES	
					FIG. 136 SYSTEM SUPPORT PACKAGES (LAUNDRY SSP)	
1	XDOOO		81337	9-1-0680	. CONTAINERIZED BATCH LAUNDRY SYSTEM SUPPORT PACKAGE	1
2	PAOZZ	3510-01-534-1346	59618	44063601	. . SCREEN, LINT	2
3	PAOZZ	4810-01-533-8257	59618	9001377	. . VALVE, FLOW CONTROL, DOUBLE	1
4	PAOZZ	5340-01-533-8671	59618	9001467	. . CLIP, RETAINING	1
5	XDOZZ		59618	9001481	. . DOOR, HANDLE	1
6	PAOZZ	3030-01-533-9370	59618	9001569	. . BELT V	2
7	XDOZZ		59618	F380119	. . RESISTOR, SUPPLY INLET FLOW, 3.5L/MIN	1
8	PAOZZ	4820-01-534-0440	59618	F380619	. . VALVE, REGULATING, FLUID PRESSURE	1
9	XDOZZ		59618	F380623	. . VALVE, REUSE FILL/DRAIN, 2 INCH, 18A, J-LIP, 220V	1
10	XDOZZ		59618	F38173700	. . VALVE, INLET, SUPPLY, 3-WAY, 240V, 50/60HZ	1
11	XDOZZ		59618	M412090	. . V-BELT, CYLINDER	2
12	XDOZZ		59618	M412981	. . V-BELT, DRIVE	1
13	PAOZZ	5920-01-558-4062	59618	M413118	. . FUSE, CARTRIDGE	1
14	PAOZZ	5920-01-533-8881	59618	M414103	. . FUSE, INCLOSED LINK	2
15	PAOZZ	5920-01-559-2040	59618	M414232	. . FUSE, CARTRIDGE	2
END OF FIGURE						

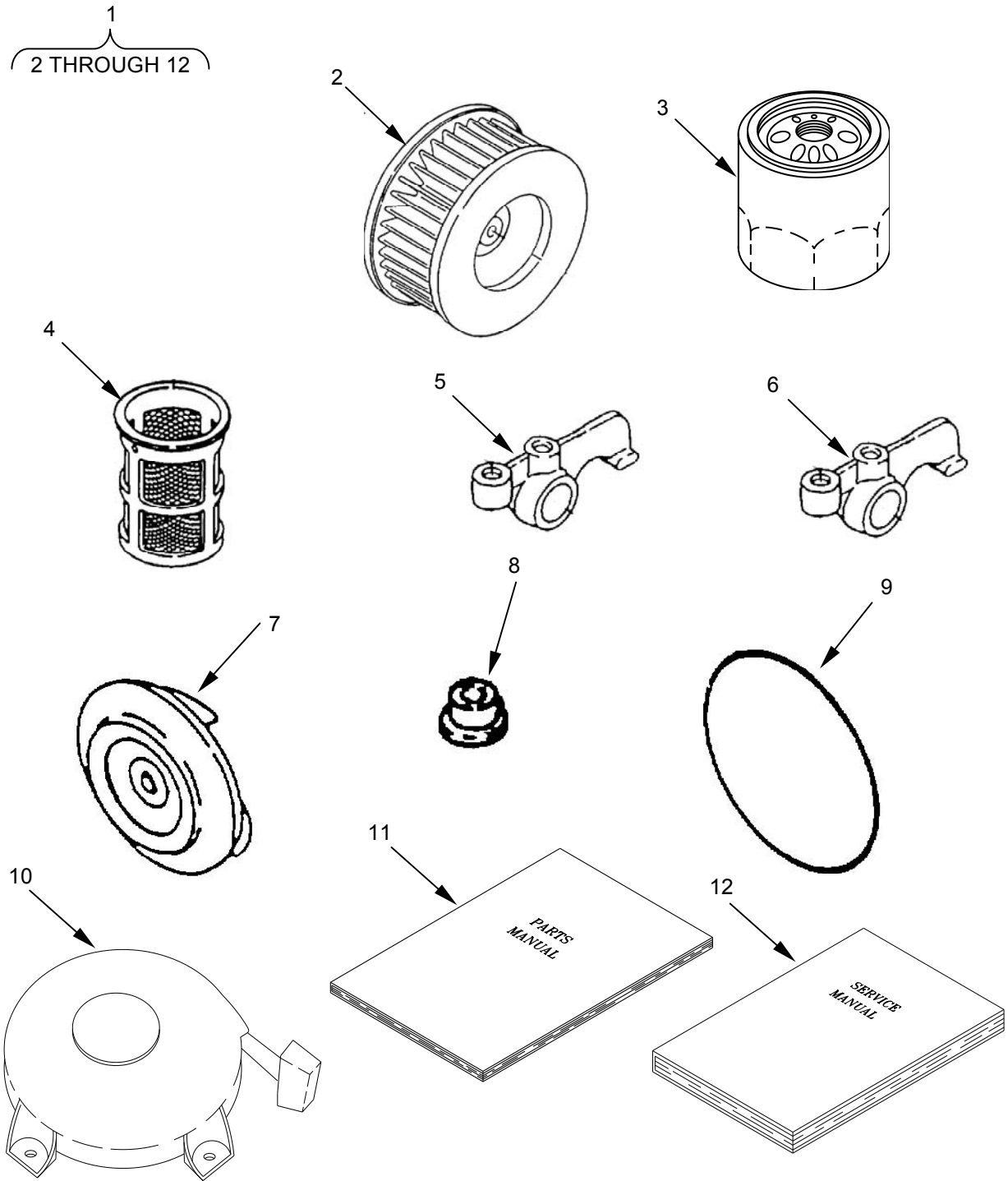


Figure 137. System Support Packages (125 GPM Pump SSP).

(1)	(2)	(3)	(4)	(5)	(6)	(7)
ITEM NO.	SMR CODE	NSN	CAGEC	PART NUMBER	DESCRIPTION AND USABLE ON CODE (UOC)	QTY
					GROUP 1104 SYSTEM SUPPORT PACKAGES	
					FIG. 137 SYSTEM SUPPORT PACKAGES (125 GPM PUMP SSP)	
1	XDOOO		81337	9-1-0683	. 125 GMP SYSTEM SUPPORT PACKAGE	1
2	XDOZZ		0AK42	114205-12581	. . FILTER, AIR	4
3	XDOZZ		0AK42	114205-35110	. . FILTER, OIL	4
4	XDOZZ		0AK42	114205-55121	. . FILTER, FUEL	4
5	PAOZZ	2815-01-544-8733	0NH46	114771-11650	. . BRACKET, ROCKER ARM ENGINE POPPET VALVE	1
6	PAOZZ	2815-01-544-8757	0NH46	114771-11660	. . BRACKET, ROCKER ARM ENGINE POPPET VALVE	1
7	XDOZZ		25567	2-127A	. . IMPELLER, 125 PUMP	1
8	PAOZZ	5340-01-528-2036	3N0A6	29-237	. . BUMPER, NONMETALLIC.....	8
9	XDOZZ		25567	50-006	. . MECHANICAL SEAL AND ORING KIT	1
10	PAOZZ	2990-01-323-0307	0AK42	714260-76821	. . STARTER, RECOIL	1
11	XDOZZ		0AK42	A0A11310	. . PART MANUAL, MODEL L48EE	1
12	XDOZZ		0AK42	YR5140	. . SERVICE MANUAL, MODEL L48EE ..	1
END OF FIGURE						

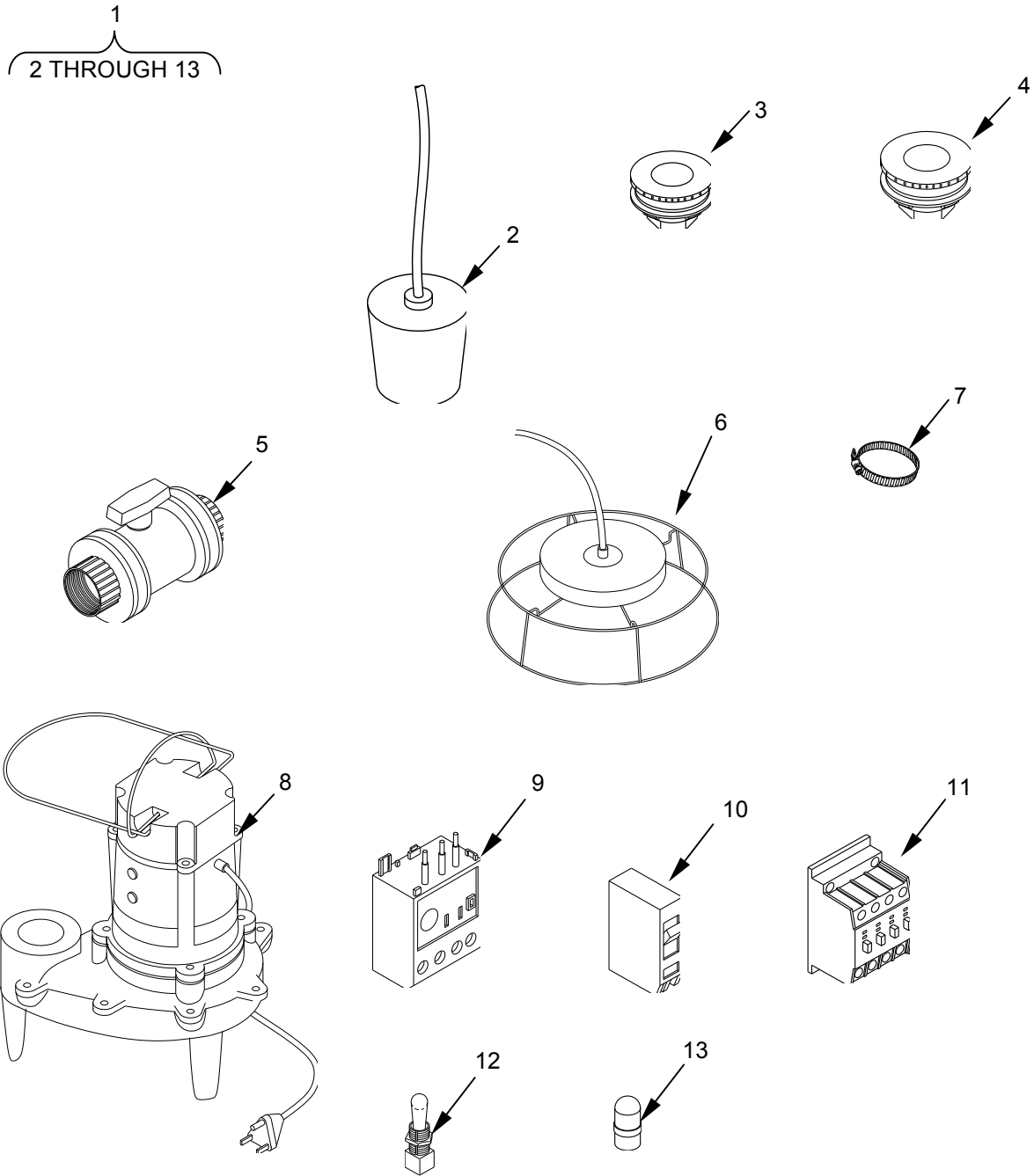


Figure 138. System Support Packages (Waste Water Evacuation System Support Package).

(1)	(2)	(3)	(4)	(5)	(6)	(7)
ITEM NO.	SMR CODE	NSN	CAGEC	PART NUMBER	DESCRIPTION AND USABLE ON CODE (UOC)	QTY
					GROUP 1104 SYSTEM SUPPORT PACKAGES	
					FIG. 138 SYSTEM SUPPORT PACKAGES (WASTE WATER EVACUATION SYSTEM SUPPORT PACKAGE)	
1	XDOOO		81337	9-1-0718	. WASTE WATER EVACUATION SYSTEM SUPPORT PACKAGE	1
2	XDOZZ		INR45	1002719	. . SWITCH, FLOAT, 120, 13A, VAC, 85 DEG ACTION	3
3	XDOZZ		39428	3773K46	. . FITTING, BULKHEAD, 2 IN W/GASKET.....	3
4	XDOZZ		39428	3773K47	. . FITTING, BULKHEAD, 3 IN W/GASKET.....	2
5	XDOZZ		39428	4848K76	. . VALVE, BALL, POLYPROPYLENE, 2 IN	2
6	XDOZZ		99606	512G W/88R GUARD	. . HEATER, TANK, 1500 W, 120VAC, MODEL 521G	3
7	XDOZZ		39428	54155K34	. . CLAMP, HOSE, LOW PRESSURE, TY F, SAE72.....	10
8	XDOZZ		3Y232	J267	. . PUMP, SEWAGE, SUBMERSIBLE 1/2 HP, 230 VAC, 3 PHASE	3
9	XDOZZ		10190	V30-00431	. . CONTACTOR, A9, 220 VAC, 3 PHASE	5
10	XDOZZ		10190	V31-00117	. . CIRCUIT BREAKER, 15A, 240 VAC, 3 PHASE	5
11	XDOZZ		10190	V33-00352	. . RELAY, OVERLOAD, 3.5-5.0 A, TA25	5
12	XDOZZ		10190	V34-00051	. . SWITCH, 3 POSITION, TW.....	5
13	XDOZZ		10190	V34-00259	. . LIGHT, PILOT, GREEN, 230 VAC	5
					END OF FIGURE	

1
FIGURE 139, ITEMS 2-13
FIGURE 140, ITEMS 1-8

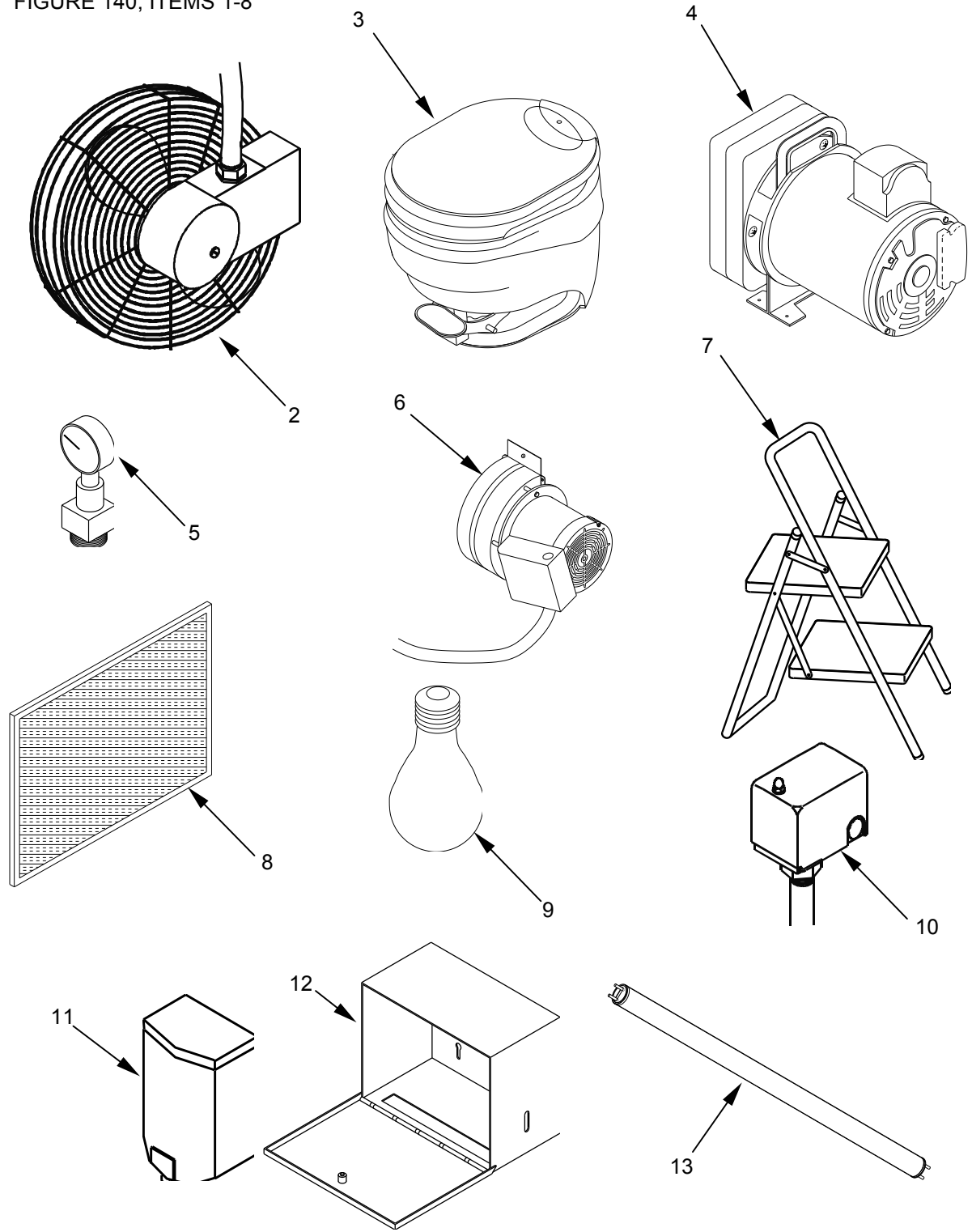


Figure 139. System Support Packages (Containerized Latrine SSP 1).

(1)	(2)	(3)	(4)	(5)	(6)	(7)
ITEM NO.	SMR CODE	NSN	CAGEC	PART NUMBER	DESCRIPTION AND USABLE ON CODE (UOC)	QTY
					GROUP 1104 SYSTEM SUPPORT PACKAGES	
					FIG. 139 SYSTEM SUPPORT PACKAGES (CONTAINERIZED LATRINE SSP 1)	
1	XDOOO		81337	9106752	. LATRINE SYSTEM SUPPORT PACKAGE	1
2	XDOZZ		25795	2C819B	. . FAN, EXHAUST, 10 IN, SHUTTER MOUNTED	1
3	PAOZZ	4510-01-568-2677	61431	31084	. . TOILET, RECREATIONAL VEHICLE..	1
4	XDOZZ		25795	3P553	. . PUMP, CENTRIFUGAL, 30 GPM, WITH MOTOR	1
5	PAOZZ	6685-01-391-7560	39428	4023K14	. . GAGE, PRESSURE, DIAL INDICATING	1
6	PAOZZ	4140-01-530-5062	25795	4C730	. . BLOWER, AIR BARRIER	1
7	PAOZZ	5975-00-990-5354	19220	575709	. . STEP, POLE.....	1
8	PAOZZ	4130-01-453-0816	03XT4	60865810	. . FILTER ELEMENT AIR CONDITIONING	1
9	XDOZZ		88204	60A/4RP	. . BULB, LIGHT, 60 WATT	1
10	PAOZZ	5930-01-530-4515	56365	9013FSW2J21	. . SWITCH, PRESSURE.....	1
11	XDOZZ		1CMY5	B200W	. . DISPENSER, PAPER TOWEL, SINGLE FOLD	1
12	XDOZZ		89488	B40	. . DISPENSER, SOAP	1
13	PAOZZ	6240-01-344-9507	62607	F32T8/TL841	. . LAMP, FLUORESCENT	1
END OF FIGURE						

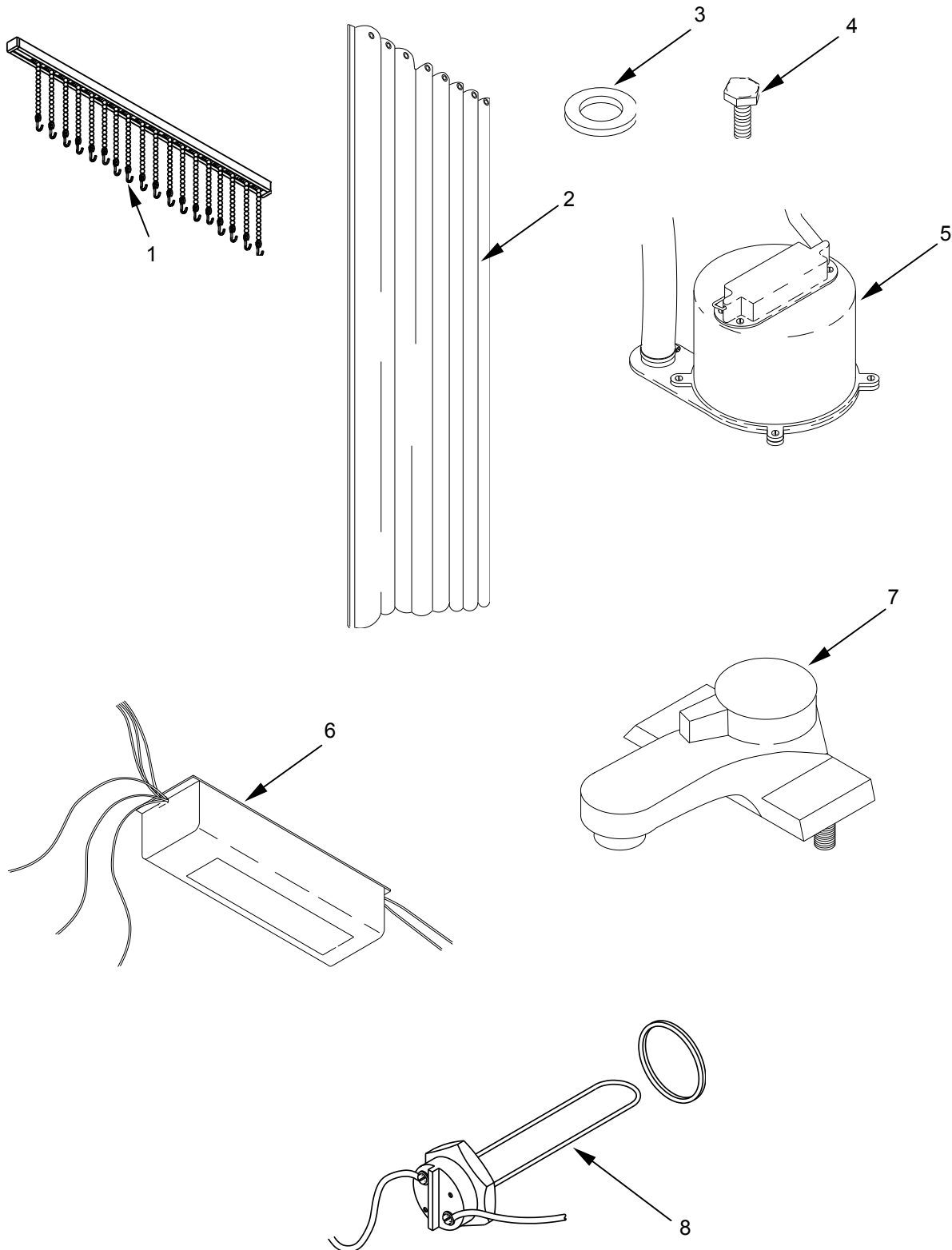


Figure 140. System Support Packages (Containerized Latrine SSP 2).

(1)	(2)	(3)	(4)	(5)	(6)	(7)
ITEM NO.	SMR CODE	NSN	CAGEC	PART NUMBER	DESCRIPTION AND USABLE ON CODE (UOC)	QTY
					GROUP 1104 SYSTEM SUPPORT PACKAGES	
					FIG. 140 SYSTEM SUPPORT PACKAGES (CONTAINERIZED LATRINE SSP 2)	
1	PAOZZ	7230-01-530-6331	6L711	IFC100	.. HOOK, SHOWER CURTAIN	6
2	XDOZZ		6L711	IFCCURTAIN 45X63	.. CURTAIN, STAPH CHECK, WHITE 45 INCHES X 63 INCHES	1
3	PAOZZ	5310-01-389-6965	80205	MS15795-812	.. WASHER, FLAT, PLAIN, 5/16 INCH ID	2
4	PAOZZ	5306-00-720-8260	80205	MS35307-335	.. BOLT, MACHINE	2
5	PAOZZ	4320-01-530-8692	3Y232	N53	.. PUMP UNIT, CENTRIFUGAL	1
6	PAOZZ	6250-01-440-3638	98775	REL-2P32-SC	.. BALLAST, LAMP	1
7	XDOZZ		02977	S60GH	.. FAUCET, SELF-CLOSING	1
8	PAOZZ	4520-01-530-8407	5V671	SP10874GH	.. HEATING ELEMENT, ELECTRICAL, IMMERSION TYPE	1
END OF FIGURE						

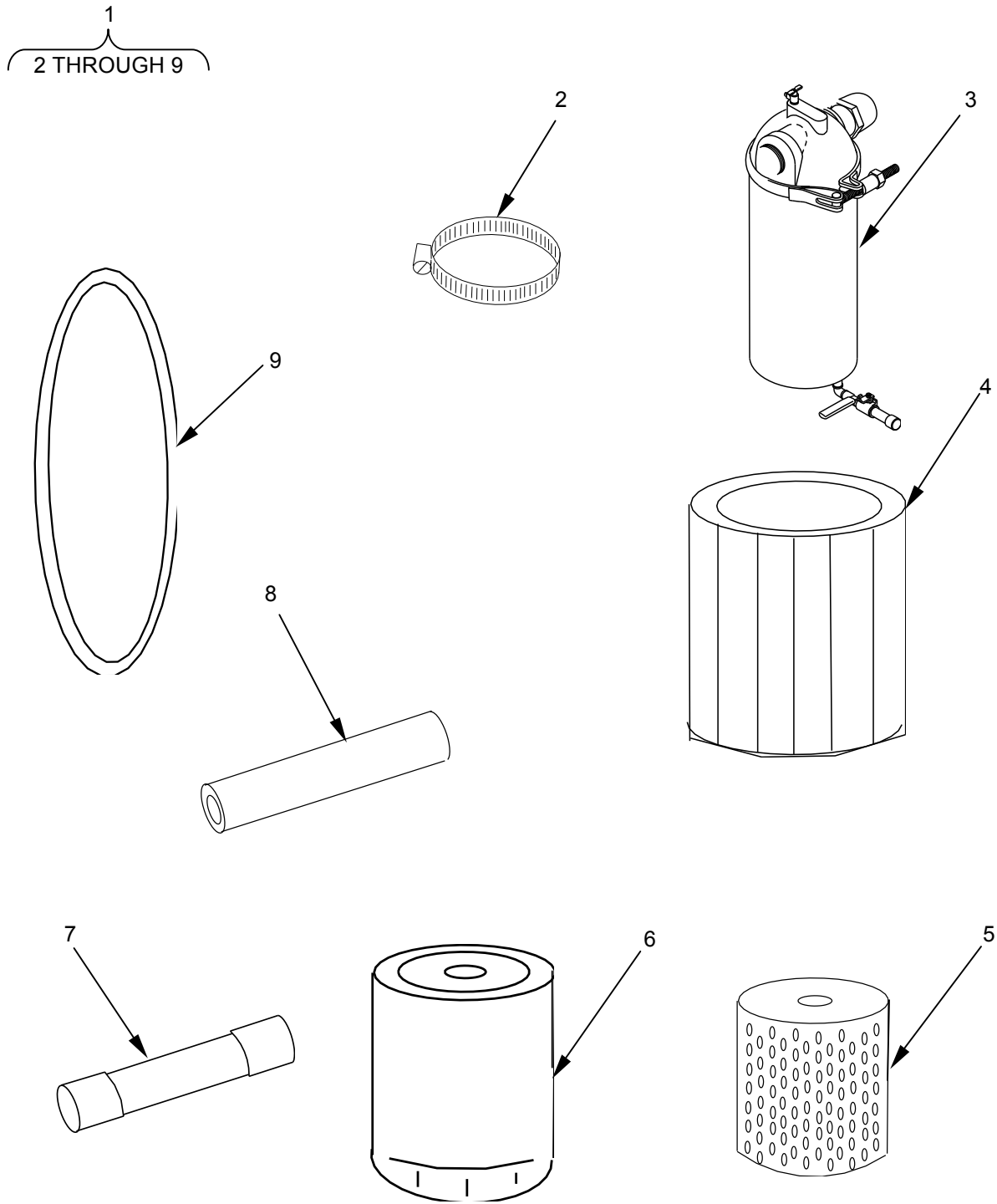


Figure 141. System Support Packages (TQG SSP MEP 806A).

(1)	(2)	(3)	(4)	(5)	(6)	(7)
ITEM NO.	SMR CODE	NSN	CAGEC	PART NUMBER	DESCRIPTION AND USABLE ON CODE (UOC)	QTY
					GROUP 1104 SYSTEM SUPPORT PACKAGES	
					FIG. 141 SYSTEM SUPPORT PACKAGES (TQG SSP MEP 806A)	
1	XDOOO		81337	910710	SYSTEM SUPPORT PACKAGE FOR MEP 806A	1
2	PAOZZ	4730-00-277-6204	58536	A-A52506-F-06	. CLAMP, HOSE	4
3	PAOZZ	2940-01-365-6535	72850	479735	. FILTER BODY, FLUID	24
4	PAOZZ	2940-01-378-1130	33457	F017330KM	. FILTER ELEMENT, AIR INTAKE CLEANER	24
5	PAOZZ	2910-01-359-4971	73370	PS7407A	. FILTER ELEMENT, FLUID	24
6	PAOZZ	2940-00-007-4791	79396	51243	. FILTER ELEMENT, FLUID	24
7	PAOZZ	5920-00-539-6920	81349	F03A125V30A	. FUSE CARTRIDGE	8
8	PAOZZ	4720-00-542-4668	81349	MIL-H16444	. HOSE, NONMETALLIC	4
9	PAOZZ	3030-00-528-3771	58536	A-A-52490/ 4L510	. BELT, V	4
END OF FIGURE						

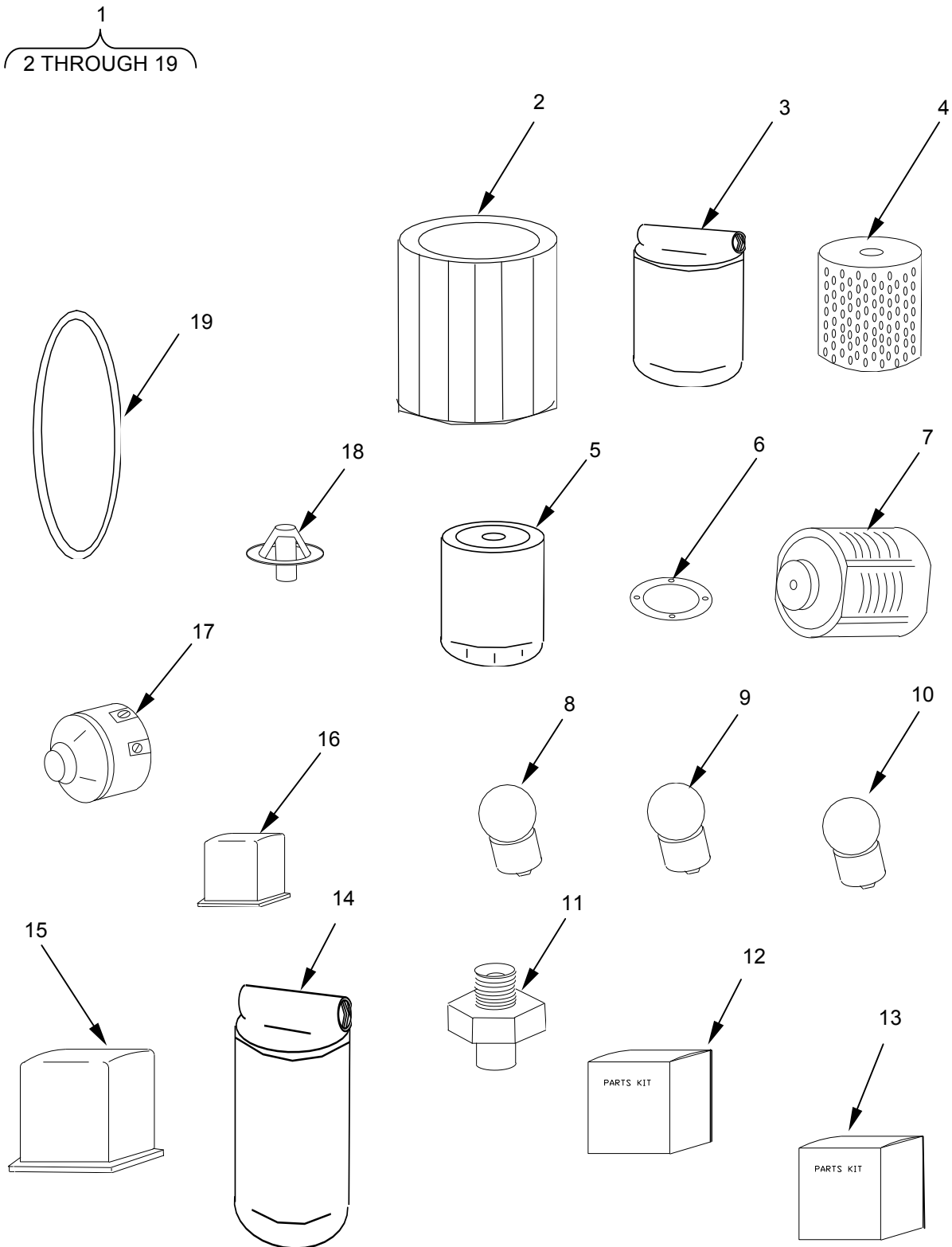


Figure 142. System Support Packages (TQG SSP MEP 806B).

(1)	(2)	(3)	(4)	(5)	(6)	(7)
ITEM NO.	SMR CODE	NSN	CAGEC	PART NUMBER	DESCRIPTION AND USABLE ON CODE (UOC)	QTY
					GROUP 1104 SYSTEM SUPPORT PACKAGES	
					FIG. 142 SYSTEM SUPPORT PACKAGES (TQG SSP MEP 806B)	
1	XDOOO		81337	910711	. SYSTEM SUPPORT PACKAGE FOR MEP 806B	1
2	PAOZZ	4130-01-378-1130	33457	AF0173300KM	. . FILTER, ELEMENT, INTAKE AIR CLEANER.....	24
3	PAOZZ	2940-01-365-6535	72850	479735	. . FILTER BODY, FLUID.....	24
4	PAOZZ	2910-01-444-3758	75160	RE60021	. . FILTER ELEMENT, FLUID.....	24
5	PAOZZ	4330-01-444-3729	33968	36881696	. . FILTER ELEMENT, FLUID.....	24
6	PAOZZ	5330-01-470-2034	02YK8	R502814	. . GASKET	4
7	PAOZZ	6115-01-473-7860	1J955	SE501341	. . GENERATOR, ALTERNATING CURRENT	2
8	PAOZZ	6210-00-583-9349	96906	MS25041-5	. . LIGHT, INDICATOR	2
9	PAOZZ	6685-01-407-2287	75160	RE43306	. . INDICATOR, TEMPERATURE, ELECTRICAL RESISTANCE	4
10	PAOZZ	6210-00-935-6919	83330	47-0901-2900-201	. . LIGHT, PANEL	2
11	PAOZZ	2910-01-460-8973	75160	RE48786	. . NOZZLE, FUEL INJECTION, NONAIRCRAFT.....	2
12	PAOZZ	2940-01-470-6444	18925	PS801	. . PARTS KIT, AIR FILTER.....	4
13	PAOZZ	5330-01-452-0929	75755	RE50752	. . PARTS KIT, SEAL REPLACEMENT, MECHANICAL EQUIPMENT	8
14	PAOZZ	2910-01-366-7293	72850	40194	. . PUMP, FUEL, ELECTRICAL.....	4
15	PAOZZ	6110-01-470-4253	1Y249	AVR100	. . REGULATOR, VOLTAGE	2
16	PAOZZ	5945-00-458-3351	30554	85-33032-02	. . RELAY, ELECTROMAGNETIC.....	2
17	PAOZZ	5895-01-470-6709	0BXW5	LSS100	. . SYNCHRONIZER, ELECTRICAL.....	2
18	PAOZZ	6685-01-444-9477	75160	RE64354	. . THERMOSTAT, FLOW CONTROL	4
19	PAOZZ	3030-01-470-3850	66836	R501017	. . BELT, V	4
END OF FIGURE						

UNIT AND DIRECT SUPPORT MAINTENANCE

**FORCE PROVIDER MWR SUBSYSTEM
FP MODULE, TAN: NSN 5419-01-473-2297
FP MODULE, GREEN: NSN 5419-01-473-2294**

MWR SUBSYSTEM

REPAIR PARTS LIST

- 1
- FIGURE 143, ITEMS 2 - 22
 - FIGURE 144, ITEMS 1 - 8
 - FIGURE 145, ITEMS 1 - 9
 - FIGURE 146, ITEMS 1 - 6
 - FIGURE 147, ITEMS 1 - 4
 - FIGURE 148, ITEMS 1 - 4
 - FIGURE 149, ITEMS 1 - 3
 - FIGURE 150, ITEMS 1 - 7
 - FIGURE 151, ITEMS 1 - 4
 - FIGURE 152, ITEMS 1 - 8
 - FIGURE 153, ITEMS 1 - 12
 - FIGURE 154, ITEMS 1 - 6
 - FIGURE 155, ITEMS 1 - 6
 - FIGURE 156, ITEMS 1 - 9
 - FIGURE 157, ITEMS 1 - 11
 - FIGURE 158, ITEMS 1 - 9
 - FIGURE 159, ITEMS 1 - 3

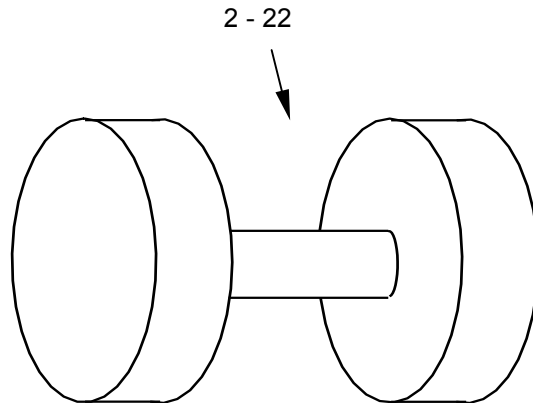


Figure 143. MWR Subsystem (MWR 1).

(1)	(2)	(3)	(4)	(5)	(6)	(7)
ITEM NO.	SMR CODE	NSN	CAGEC	PART NUMBER	DESCRIPTION AND USABLE ON CODE (UOC)	QTY
					GROUP 12 MWR SUBSYSTEM	
					FIG. 143 MWR SUBSYSTEM (MWR 1)	
1	ADDDD		81337	9-1-0695-1	MWR GREEN UOC:FSN	1
1	ADDDD		81337	9-1-0695-2	MWR TAN UOC:FSQ	1
2	PAOZZ	7830-01-468-5802	0FZP5	1152050-10LBS	. DUMBBELL, GYMNASTIC.....	2
3	PAOZZ	7830-01-468-5875	0FZP5	1152050-100LBS	. DUMBBELL, GYMNASTIC.....	2
4	PAOZZ	7830-01-468-5807	0FZP5	1152050-15LBS	. DUMBBELL, GYMNASTIC.....	6
5	PAOZZ	7830-01-468-5812	0FZP5	1152050-20LBS	. DUMBBELL, GYMNASTIC.....	6
6	PAOZZ	7830-01-468-5816	0FZP5	1152050-25LBS	. DUMBBELL, GYMNASTIC.....	6
7	PAOZZ	7830-01-468-5784	0FZP5	GG-CHHEX3XX	. DUMBBELL, GYMNASTIC.....	2
8	PAOZZ	7830-01-468-5823	0FZP5	1152050-30LBS	. DUMBBELL, GYMNASTIC.....	6
9	PAOZZ	7830-01-468-5832	0FZP5	1152050-35LBS	. DUMBBELL, GYMNASTIC.....	6
10	PAOZZ	7830-01-468-5833	0FZP5	1152050-40LBS	. DUMBBELL, GYMNASTIC.....	6
11	PAOZZ	7830-01-468-5836	0FZP5	1152050-45LBS	. DUMBBELL, GYMNASTIC.....	6
12	PAOZZ	7830-01-468-5801	0FZP5	GG-CHHEX5XX	. DUMBBELL, GYMNASTIC.....	2
13	PAOZZ	7830-01-468-5837	0FZP5	1152050-50LBS	. DUMBBELL, GYMNASTIC.....	6
14	PAOZZ	7830-01-468-5840	0FZP5	1152050-55LBS	. DUMBBELL, GYMNASTIC.....	6
15	PAOZZ	7830-01-468-5844	0FZP5	1152050-60LBS	. DUMBBELL, GYMNASTIC.....	2
16	PAOZZ	7830-01-468-5847	0FZP5	1152050-65LBS	. DUMBBELL, GYMNASTIC.....	2
17	PAOZZ	7830-01-468-5849	0FZP5	1152050-70LBS	. DUMBBELL, GYMNASTIC.....	2
18	PAOZZ	7830-01-468-5853	0FZP5	1152050-75LBS	. DUMBBELL, GYMNASTIC.....	2
19	PAOZZ	7830-01-468-5858	0FZP5	1152050-80LBS	. DUMBBELL, GYMNASTIC.....	2
20	PAOZZ	7830-01-468-5860	0FZP5	1152050-85LBS	. DUMBBELL, GYMNASTIC.....	2
21	PAOZZ	7830-01-468-5863	0FZP5	1152050-90LBS	. DUMBBELL, GYMNASTIC.....	2
22	PAOZZ	7830-01-468-5867	0FZP5	1152050-95LBS	. DUMBBELL, GYMNASTIC.....	2

END OF FIGURE

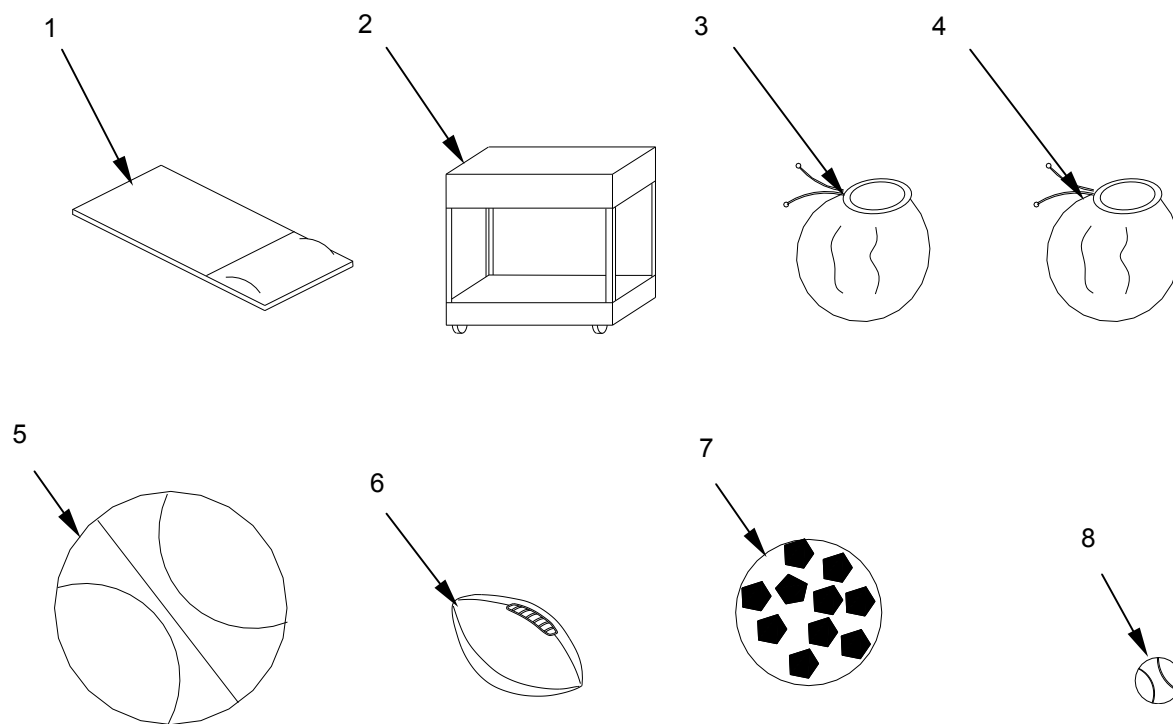


Figure 144. MWR Subsystem (MWR 2)

(1) ITEM NO.	(2) SMR CODE	(3) NSN	(4) CAGEC	(5) PART NUMBER	(6) DESCRIPTION AND USABLE ON CODE (UOC)	(7) QTY
GROUP 12 MWR SUBSYSTEM						
FIG. 144 MWR SUBSYSTEM (MWR 2)						
1	XDOZZ		0FZP5	1810211	. ABDOMINAL SIT-UP BOARD.....	2
2	PAOZZ	5820-01-469-7549	52437	A2642E/044-0026	. AV CART, ADJUSTABLE.....	1
3	PAOZZ	5836-01-471-2497	55991	SX-1000	. BAG, PROJECTOR, VIDEO.....	1
4	PAOZZ	5965-01-471-2495	55991	CC450	. BAG, SPEAKER STAND.....	1
5	PAOZZ	7810-01-468-7191	0FZP5	GG-MCX6000X	. BASKETBALL.....	12
6	PAOZZ	7810-00-995-2055	66023	F1001-B	. FOOTBALL.....	10
7	PAOZZ	7810-01-468-8298	0FZP5	GG-PSC32HBK	. BALL, SOCCER	6
8	PAOZZ	7810-00-249-3462	0HYC7	322	. SOFTBALL	8
END OF FIGURE						

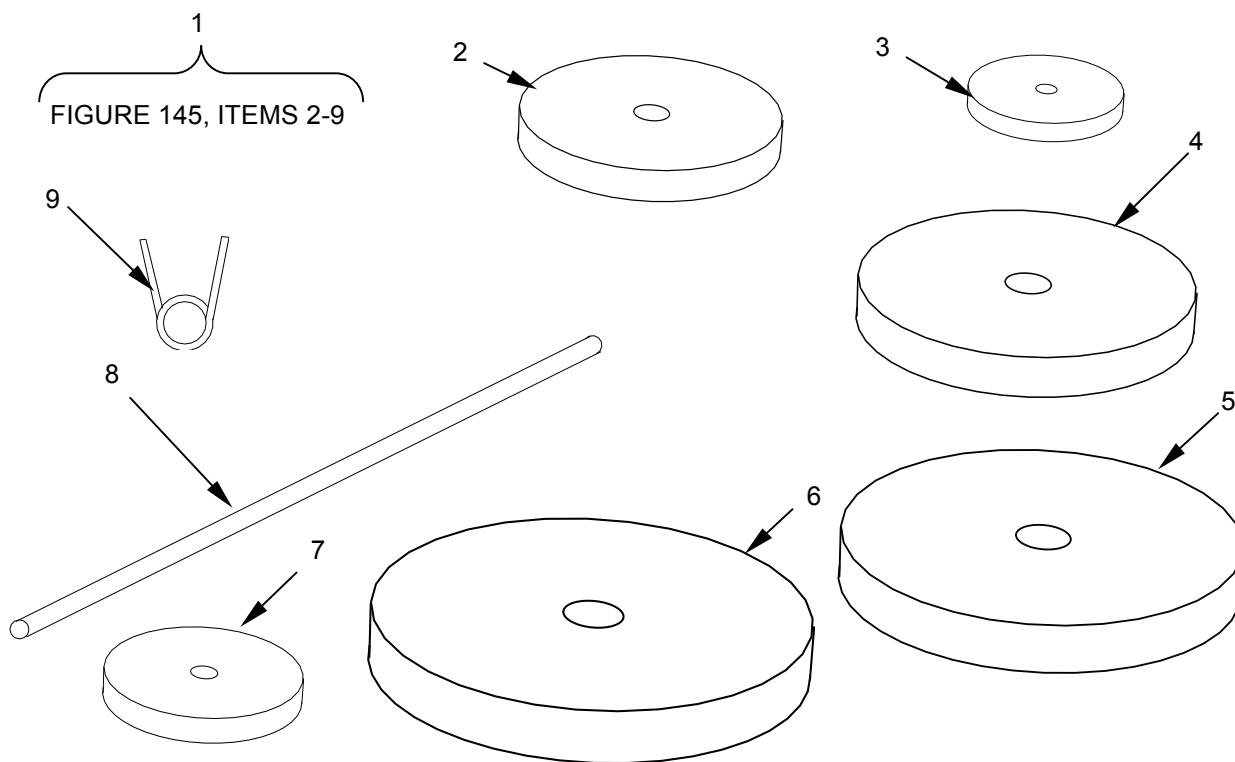


Figure 145. MWR Subsystem (MWR 3)

(1) ITEM NO.	(2) SMR CODE	(3) NSN	(4) CAGEC	(5) PART NUMBER	(6) DESCRIPTION AND USABLE ON CODE (UOC)	(7) QTY
GROUP 12 MWR SUBSYSTEM						
FIG. 145 MWR SUBSYSTEM (MWR 3)						
1	PAOOO	7830-01-468-6090	0FZP5	7830014686090	. BARBELL SET	3
2	XDOZZ		0FZP5	PLATE10	. . 10 LB PLATE	2
3	XDOZZ		0FZP5	PLATE2.5	. . 2.5 LB PLATE	2
4	XDOZZ		0FZP5	PLATE25	. . 25 LB PLATE	2
5	XDOZZ		0FZP5	PLATE35	. . 35 LB PLATE	2
6	XDOZZ		0FZP5	PLATE45	. . 45 LB PLATE	2
7	XDOZZ		0FZP5	PLATE5.0	. . 5 LB PLATE	4
8	XDOZZ		0FZP5	GGCHUB1500	. . BAR 7 FT LONG X 2 IN.....	1
9	PAOZZ	7830-01-468-6089	0FZP5	WSPRGCOL	. . COLLAR BAR GYMNASTIC	2
END OF FIGURE						

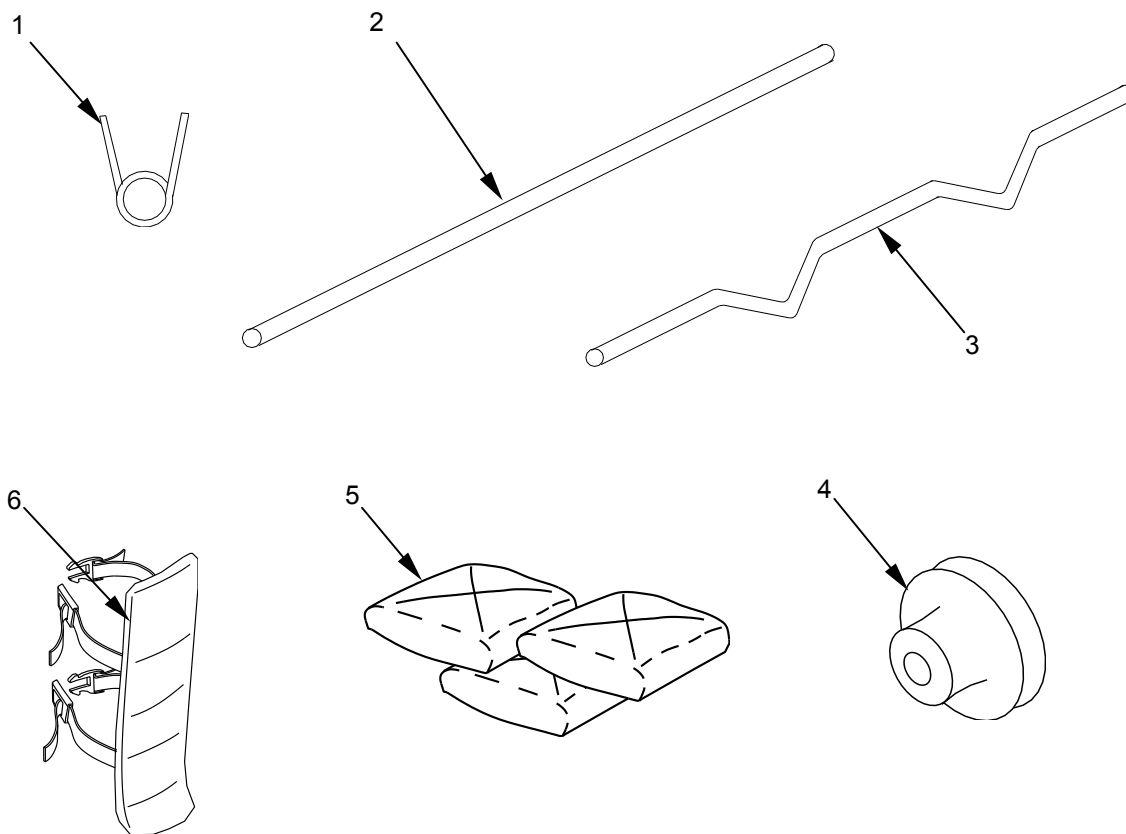


Figure 146. MWR Subsystem (MWR 4)

(1) ITEM NO.	(2) SMR CODE	(3) NSN	(4) CAGEC	(5) PART NUMBER	(6) DESCRIPTION AND USABLE ON CODE (UOC)	(7) QTY
GROUP 12 MWR SUBSYSTEM						
FIG. 146 MWR SUBSYSTEM (MWR 4)						
1	PAOZZ	7830-01-468-6089	0FZP5	GG- WSPRGCOL	. COLLAR BAR, GYMNASTIC	2
2	PAOZZ	7830-01-468-6087	0FZP5	GG-CHCPBXXX	. BARBELL PLATES BAR	2
3	PAOZZ	7830-01-055-8565	0FZP5	BS-CHCOCBXX	. CURL AND PRESS BAR.....	2
4	PAOZZ	7830-01-468-6117	0FZP5	1076097	. BARBELL PLATES HOLD.....	2
5	PAOZZ	7810-00-273-9564	60694	600	. BASE, BASEBALL	3
6	PAOZZ	7810-00-823-9840	0FZP5	1159288	. GUARD, LEG BASEBALL	2
END OF FIGURE						

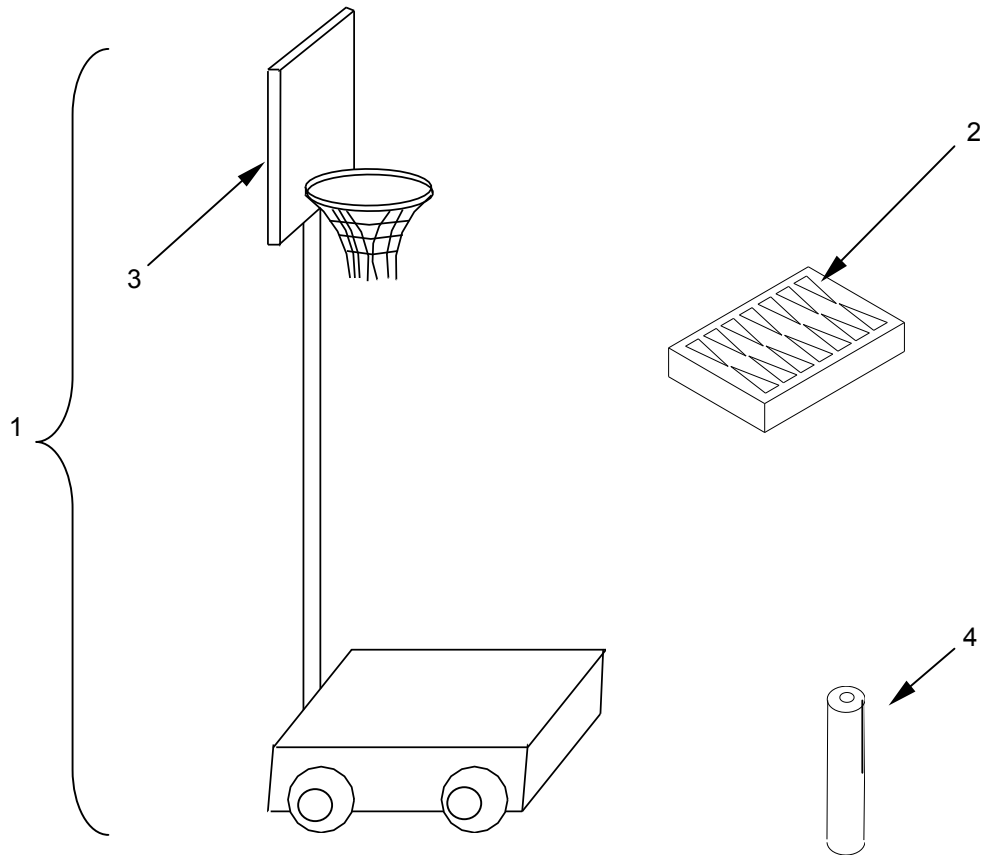


Figure 147. MWR Subsystem (MWR 5)

(1)	(2)	(3)	(4)	(5)	(6)	(7)
ITEM NO.	SMR CODE	NSN	CAGEC	PART NUMBER	DESCRIPTION AND USABLE ON CODE (UOC)	QTY
					GROUP 12 MWR SUBSYSTEM	
					FIG. 147 MWR SUBSYSTEM (MWR 5)	
1	PAOZZ	7810-00-264-9724	0FZP5	20020801	. GOAL AND STAND, PORTABLE, BASKETBALL	2
2	PAOZZ	7810-01-468-8637	0FZP5	GG-MSBBCOVX	.. BASE SAFETY PAD	1
3	PAOZZ	7810-01-082-6452	0FZP5	11401118	.. BACKBOARD, BASKETBALL.....	1
4	PAOZZ	7810-01-468-8635	0FZP5	GG-MSBBRPAD	.. POLE SAFETY PAD COVER.....	1
END OF FIGURE						

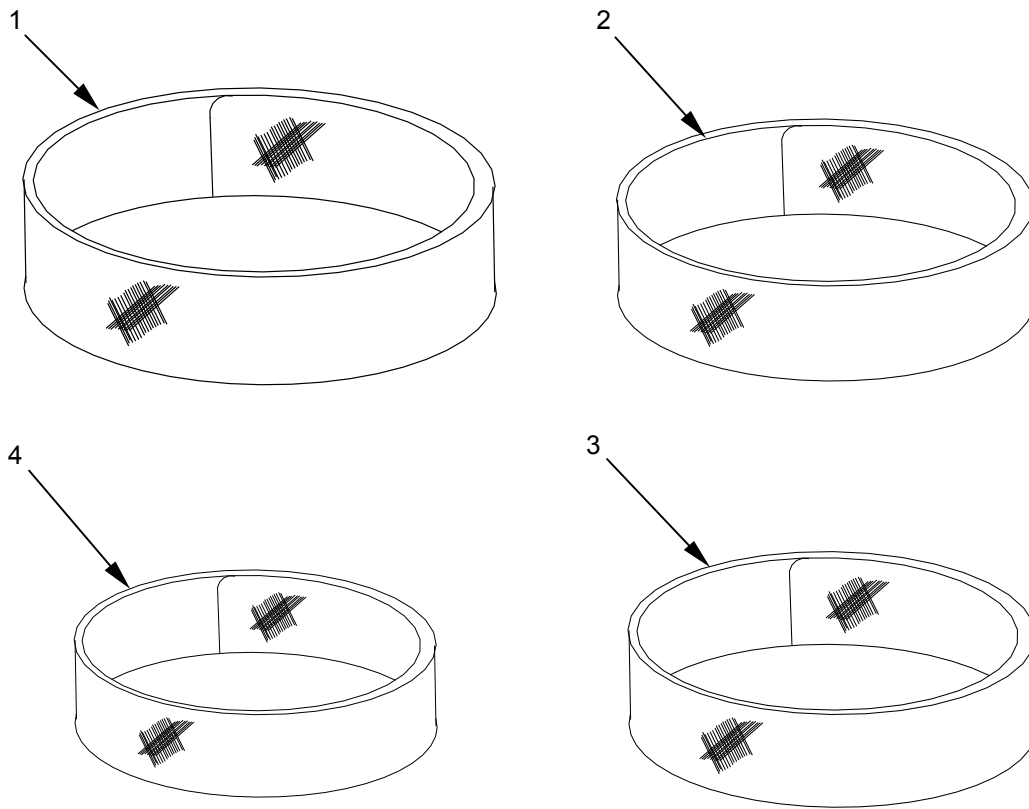


Figure 148. MWR Subsystem (MWR 6)

(1) ITEM NO.	(2) SMR CODE	(3) NSN	(4) CAGEC	(5) PART NUMBER	(6) DESCRIPTION AND USABLE ON CODE (UOC)	(7) QTY
GROUP 12 MWR SUBSYSTEM						
FIG. 148 MWR SUBSYSTEM (MWR 6)						
1	PAOZZ	7830-01-468-7301	0FZP5	GG-CHCTBXL	. BELT, WEIGHT LIFTING	3
2	PAOZZ	7830-01-468-7282	0FZP5	GG-CHCTBLG	. BELT, WEIGHT LIFTING	3
3	PAOZZ	7830-01-468-7273	0FZP5	7830014687273	. BELT, WEIGHT LIFTING	3
4	PAOZZ	7830-01-468-7267	0FZP5	BS-CHCTBSM	. BELT, WEIGHT LIFTING	3
END OF FIGURE						

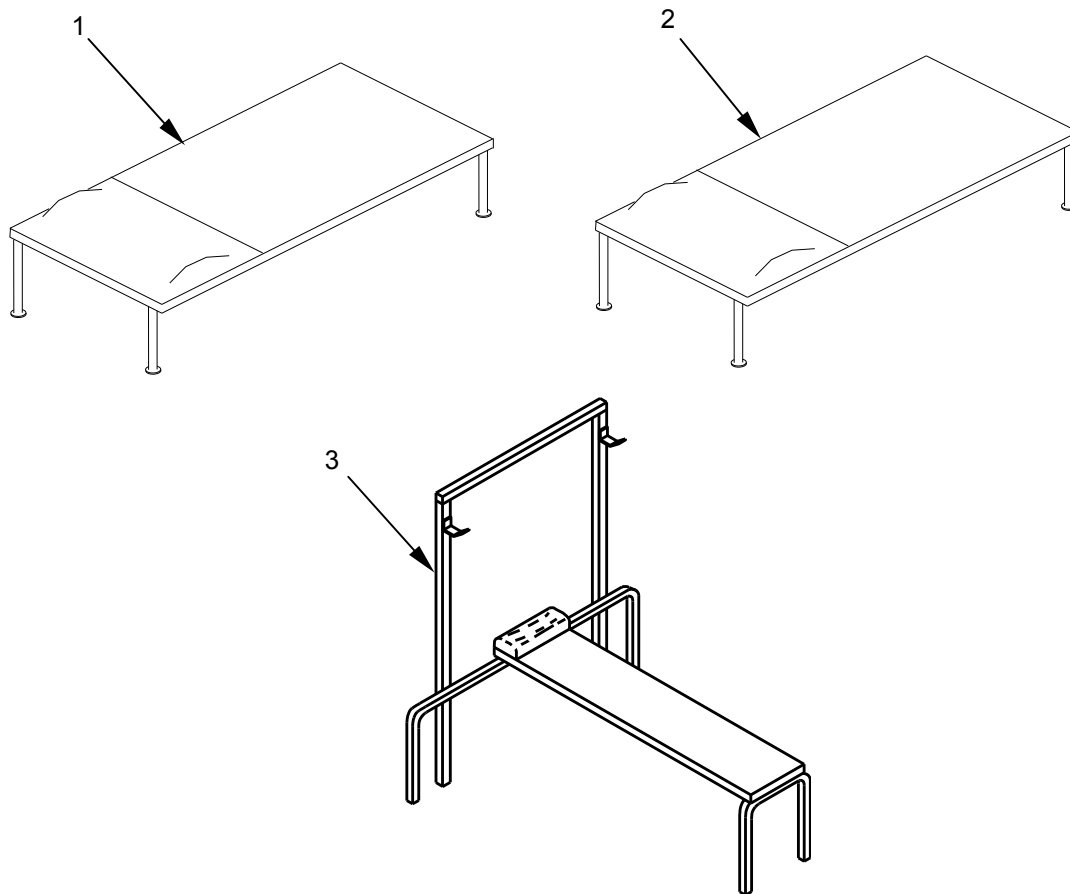


Figure 149. MWR Subsystem (MWR 7)

(1) ITEM NO.	(2) SMR CODE	(3) NSN	(4) CAGEC	(5) PART NUMBER	(6) DESCRIPTION AND USABLE ON CODE (UOC)	(7) QTY
					GROUP 12 MWR SUBSYSTEM	
					FIG. 149 MWR SUBSYSTEM (MWR 7)	
1	PAOZZ	7830-01-457-9089	0GGK9	BE207A	. SEATED PREACHER.....	1
2	XDOZZ		0FZP5	1601111	. BENCH, SEATED, MULTIPURPOSE, GYMNASTIC.....	1
3	XDOZZ		0FZP5	1811711	. BENCH, WEIGHTLIFTER, PRESS.....	1
END OF FIGURE						

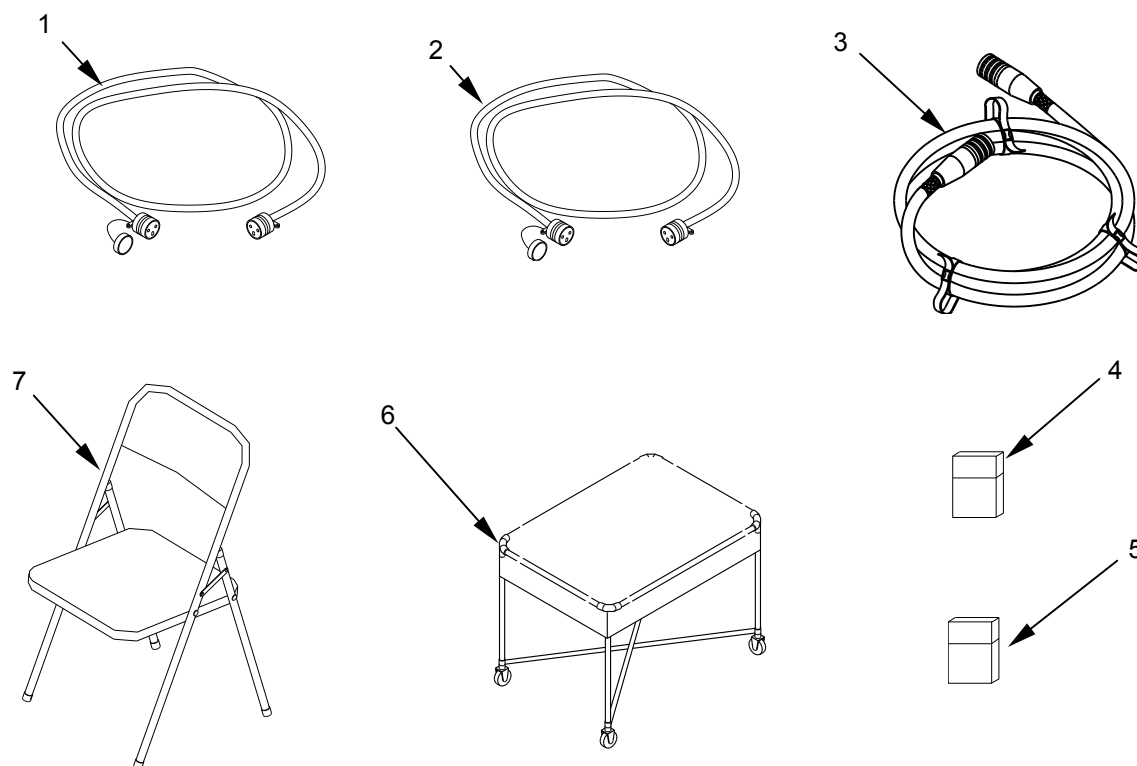


Figure 150. MWR Subsystem (MWR 8)

(1)	(2)	(3)	(4)	(5)	(6)	(7)
ITEM NO.	SMR CODE	NSN	CAGEC	PART NUMBER	DESCRIPTION AND USABLE ON CODE (UOC)	QTY
					GROUP 12 MWR SUBSYSTEM	
					FIG. 150 MWR SUBSYSTEM (MWR 8)	
1	PAOZZ	5995-01-471-2492	55991	EX50M	. CABLE ASSEMBLY, SPECIAL PURPOSE, ELECTRICAL	1
2	PAOZZ	5995-01-471-2490	55991	SC50	. CABLE ASSEMBLY, SPECIAL PURPOSE, ELECTRICAL	1
3	PAOZZ	6150-01-220-5588	81349	M29184/3-02	. CABLE ASSEMBLY, POWER, ELECTRICAL	8
4	XDOZZ		0FZP5	NACP1XXCAR DS	. CARDS, PLAYING, BRIDGE/POKER....	200
5	XDOZZ		0FZP5	NAPC2XX	. CARDS, PINOCHLE	100
6	PAOZZ	5820-01-469-7550	52437	BB48-E4/044-0026	. TV CART	1
7	PAOZZ	7105-00-269-8463	80063	SCD53471	. CHAIR, FOLDING	64
END OF FIGURE						

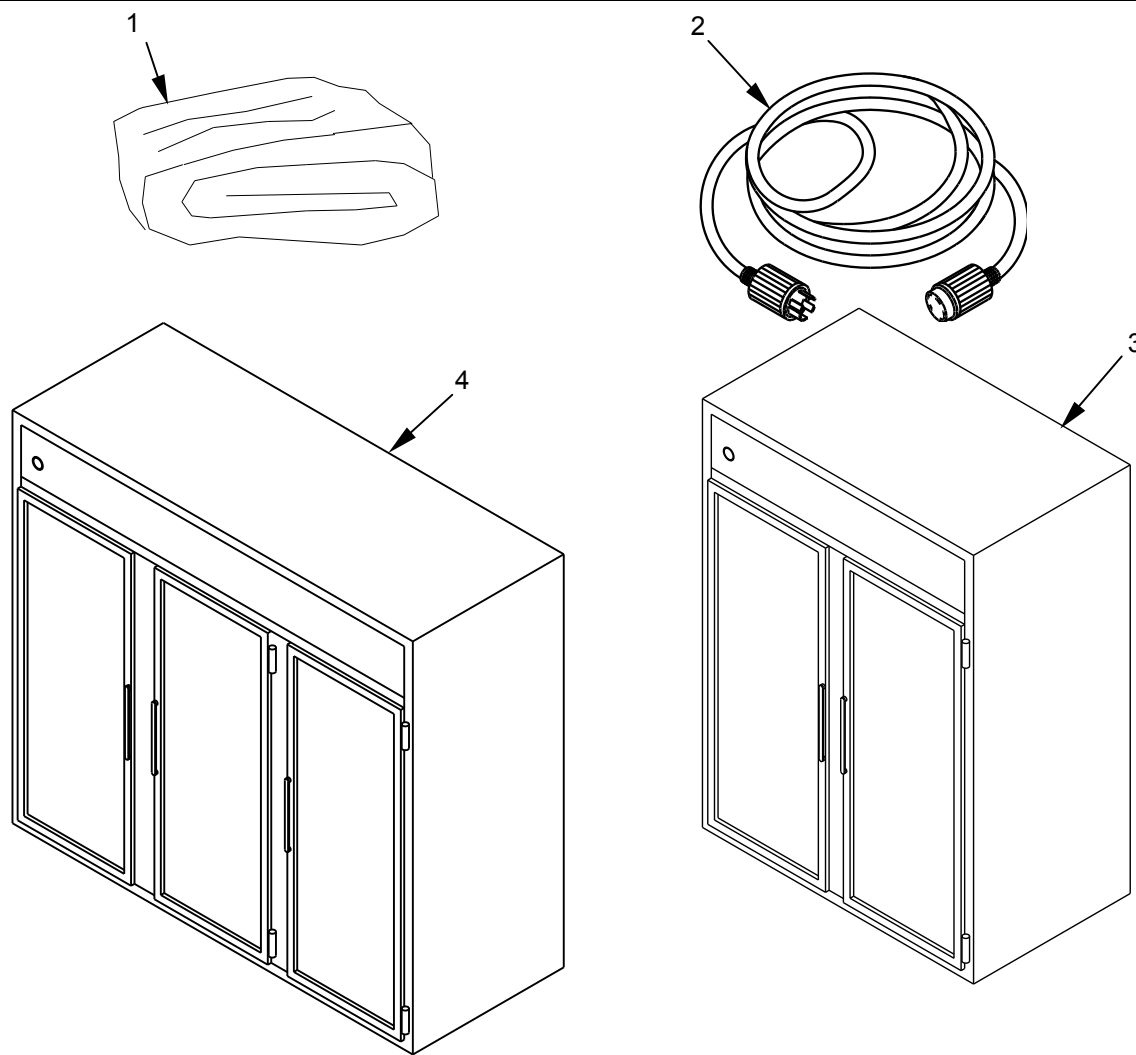


Figure 151. MWR Subsystem (MWR 9)

(1) ITEM NO.	(2) SMR CODE	(3) NSN	(4) CAGEC	(5) PART NUMBER	(6) DESCRIPTION AND USABLE ON CODE (UOC)	(7) QTY
					GROUP 12 MWR SUBSYSTEM	
					FIG. 151 MWR SUBSYSTEM (MWR 9)	
1	PAOZZ	5965-01-452-4036	55991	VL-25	. COVER, LOUDSPEAKER.....	1
2	PAOZZ	6150-00-485-6149	81348	J-C-1270	. CABLE ASSEMBLY, POWER, ELECTRICAL	1
3	PAOZZ	4110-01-412-8896	28233	2R-SS	. REFRIGERATOR, MECHANICAL, FOOD	1
4	PAOZZ	4110-01-471-3543	28233	3RSS	. REFRIGERATOR, MECHANICAL, FOOD	1
END OF FIGURE						

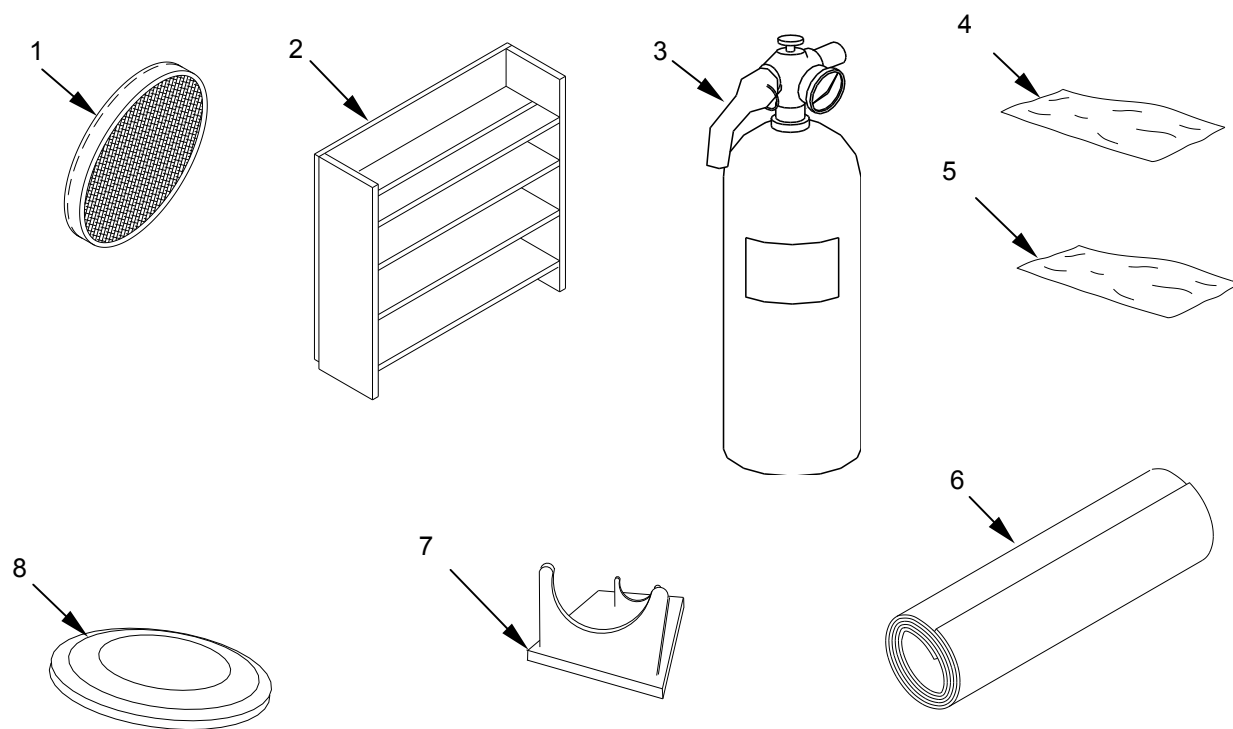


Figure 152. MWR Subsystem (MWR 10)

(1) ITEM NO.	(2) SMR CODE	(3) NSN	(4) CAGEC	(5) PART NUMBER	(6) DESCRIPTION AND USABLE ON CODE (UOC)	(7) QTY
GROUP 12 MWR SUBSYSTEM						
FIG. 152 MWR SUBSYSTEM (MWR 10)						
1	PAOZZ	4130-01-415-7300	81337	9-1-0146	DUCT ADAPTER KIT, AIR CONDITIONER	6
2	XDOZZ		0FZP5	01811100	DUMBBELL RACK, 12 PAIR WITH CRADLES.....	3
3	PAOZZ	4210-00-889-2491	58536	AA393-A1C	EXTINGUISHER, FIRE	4
4	PAOZZ	7810-01-468-6998	0FZP5	GG-8674222	FOOTBALL FLAG-A-TAG BLUE.....	2
5	PAOZZ	7810-01-468-6999	0FZP5	GG-8674223	FOOTBALL FLAG-A-TAG RED.....	2
6	PAOZZ	7220-01-469-3424	81337	9-1-0189-1	MATTING FLOOR.....	4
7	PAOZZ	7810-00-859-5591	0FZP5	GG-MSKICKOF	TEE, KICKING, KICKOFF	6
8	PAOZZ	7810-01-468-6954	0FZP5	GG-MSDIS140	DISCUS, CIRCLE (FRISBEE).....	25
END OF FIGURE						

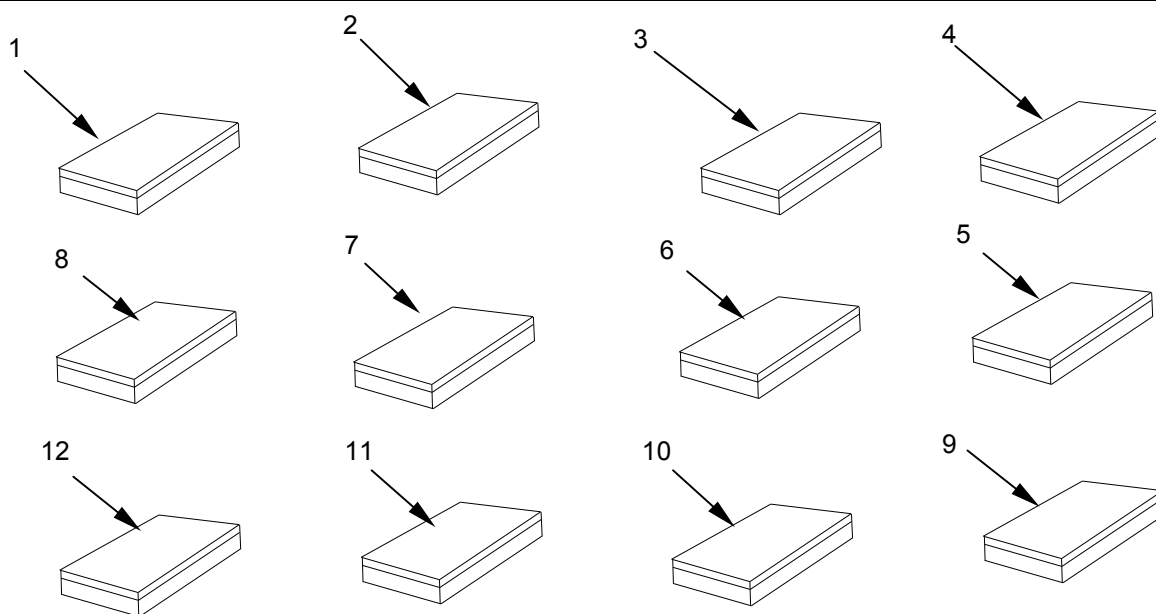


Figure 153. MWR Subsystem (MWR 11)

(1) ITEM NO.	(2) SMR CODE	(3) NSN	(4) CAGEC	(5) PART NUMBER	(6) DESCRIPTION AND USABLE ON CODE (UOC)	(7) QTY
GROUP 12 MWR SUBSYSTEM						
FIG. 153 MWR SUBSYSTEM (MWR 11)						
1	XDOZZ		0FZP5	PCH100	. GAME CHIPS.....	4
2	XDOZZ		0FZP5	NA631XXX	. GAME, BACKGAMMON	4
3	XDOZZ		0FZP5	NA636XXX	. GAME, CHESS/CHECKERS	8
4	XDOZZ		0FZP5	2257XXXX	. GAME, CRIBBAGE	4
5	XDOZZ		0FZP5	HVD8190	. GAME, DICE, BOX	8
6	XDOZZ		0FZP5	2240XXXX	. GAME, DOMINOS.....	4
7	PAOZZ	7810-00-944-9697	0FZP5	4034XXXX	. GAME, MONOPOLY	4
8	PAOZZ	7810-01-468-6113	0FZP5	BS-4037XXXX	. GAME, RISK	2
9	PAOZZ	7820-01-468-6585	0FZP5	BS-4044XXXX	. GAME, SCRABBLE	4
10	PAOZZ	7820-01-468-6116	0FZP5	GG-PGA350XX	. GAME, TRIVIAL PURSUIT, BASIC.....	2
11	PAOZZ	7820-01-468-6114	0FZP5	BS-4013XXXX	. GAME, UNO, DELUXE	4
12	PAOZZ	7820-01-468-6115	0FZP5	BS-4024XXXX	. GAME, YAHTZEE	4
END OF FIGURE						

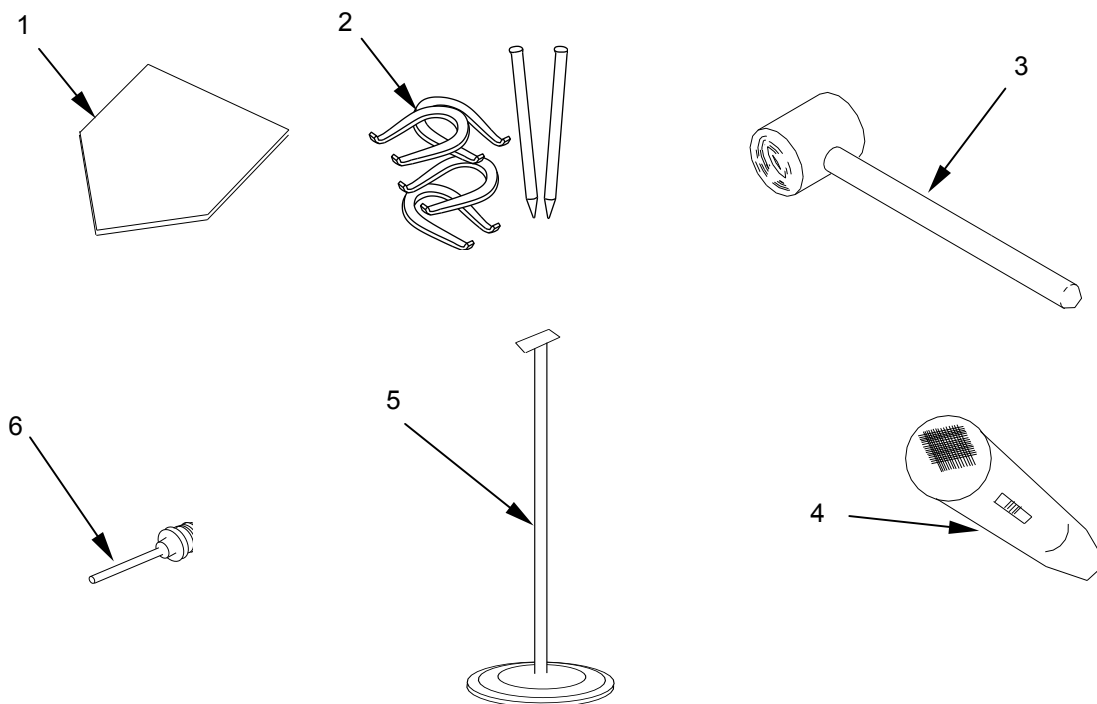


Figure 154. MWR Subsystem (MWR 12)

(1) ITEM NO.	(2) SMR CODE	(3) NSN	(4) CAGEC	(5) PART NUMBER	(6) DESCRIPTION AND USABLE ON CODE (UOC)	(7) QTY
GROUP 12 MWR SUBSYSTEM						
FIG. 154 MWR SUBSYSTEM (MWR 12)						
1	PAOZZ	7810-00-233-6200	0FZP5	BBHPXXXX	. HOME PLATE.....	3
2	PAOZZ	7820-00-234-8461	0FZP5	GG-3219XXXX	. GAME, HORSESHOE PITCHING.....	2
3	PAOZZ	5120-00-926-7116	80244	PD5120-00-926-7116	. MALLET, WOOD.....	2
4	PAOZZ	5965-01-471-2498	55991	MIC-90	. MICROPHONE, CRYSTAL.....	1
5	PAOZZ	5965-01-471-2493	55991	MSB-201	. STAND, MICROPHONE.....	1
6	PAOZZ	7820-01-469-7920	0FZP5	GG-MSNEDPAC6	. NEEDLE, INFLATING.....	6
END OF FIGURE						

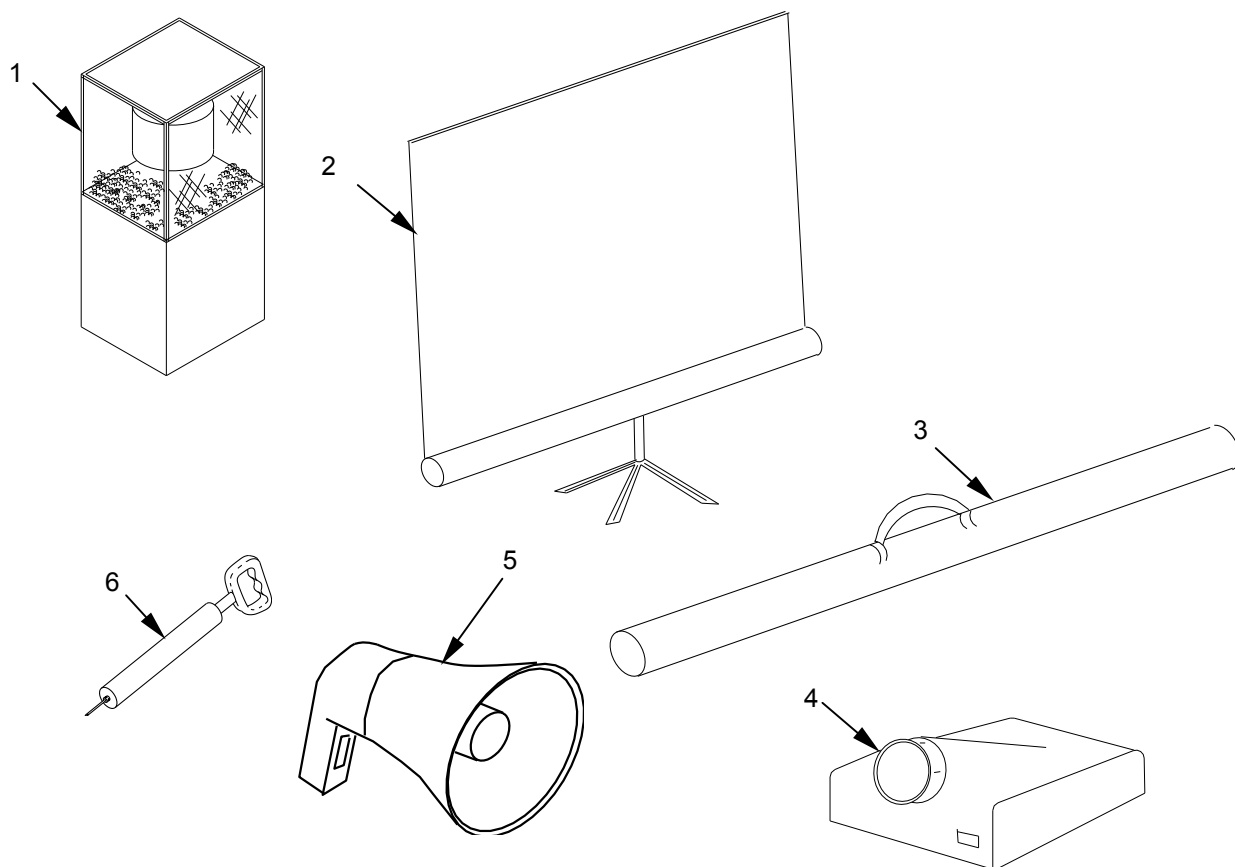


Figure 155. MWR Subsystem (MWR 13)

(1) ITEM NO.	(2) SMR CODE	(3) NSN	(4) CAGEC	(5) PART NUMBER	(6) DESCRIPTION AND USABLE ON CODE (UOC)	(7) QTY
GROUP 12 MWR SUBSYSTEM						
FIG. 155 MWR SUBSYSTEM (MWR 13)						
1	PAOZZ	7310-01-302-1173	57071	2007	. POPCORN MACHINE	1
2	XDOOO		52437	3070B	. PROJECTOR SCREEN, 7	2
3	XDOZZ		52437	4107	. . CARRYING CASE, SCREEN, PROJECTION.....	1
4	XDOZZ		75940	LXD1000U	. PROJECTOR, MULTIMEDIA.....	1
5	PAOZZ	5830-01-471-2801	55991	PA-2500	. PUBLIC ADDRESS SET.....	1
6	PAOZZ	4620-01-123-4091	0FZP5	GG-MSTTPBSN	. PUMP, INFLATION, MANUAL.....	4
END OF FIGURE						

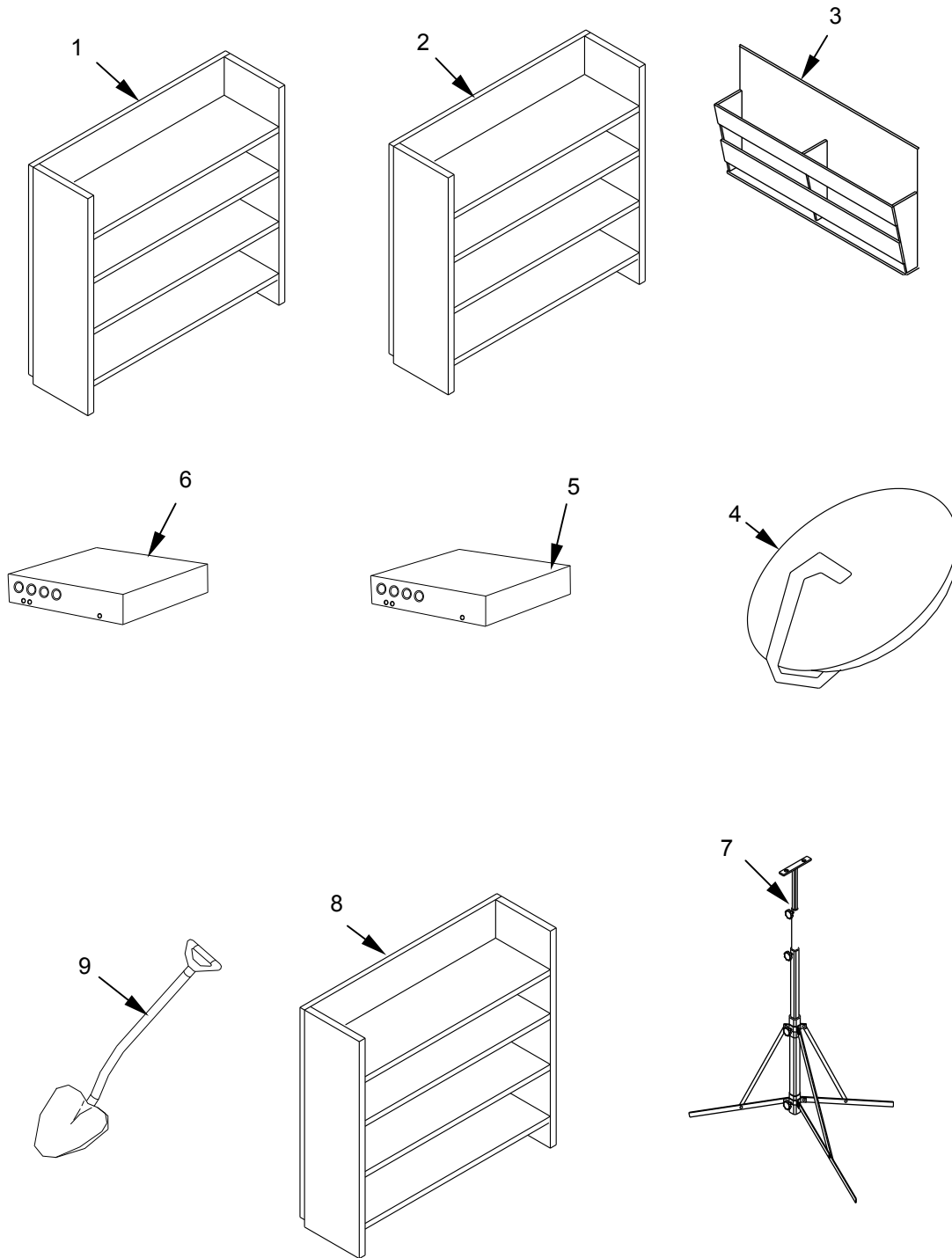


Figure 156. MWR Subsystem (MWR 14).

(1)	(2)	(3)	(4)	(5)	(6)	(7)
ITEM NO.	SMR CODE	NSN	CAGEC	PART NUMBER	DESCRIPTION AND USABLE ON CODE (UOC)	QTY
					GROUP 12 MWR SUBSYSTEM	
					FIG. 156 MWR SUBSYSTEM (MWR 14)	
1	PAOZZ	7195-01-077-5416	24170	8624-01	. RACK, DISPLAY, BOOK	3
2	PAOZZ	7195-01-078-3927	24170	8200-08	. RACK, DISPLAY, BOOK	1
3	PAOZZ	7195-01-077-5414	24170	GND10L	. RACK, NEWSPAPER	1
4	XDOZZ		94661	1183710	. SATELLITE DISH, 1.8 METER, C-BAND, TVRO	1
5	XDOZZ		OVA65	8915	. SATELLITE LNB C-BAND	1
6	PAOZZ	5895-01-471-4038	42061	803-302	. RECEIVER AND DECODE.....	1
7	XDOZZ		94661	0800763	. SATELLITE STAND, DISH	1
8	PAOZZ	7125-00-063-6277	14570	ESTEY	. SHELVING, STORAGE AND DISPLAY ..	1
9	PAOZZ	5120-00-293-3336	80244	5120-00-293-3336	. SHOVEL, HAND	4
					END OF FIGURE	

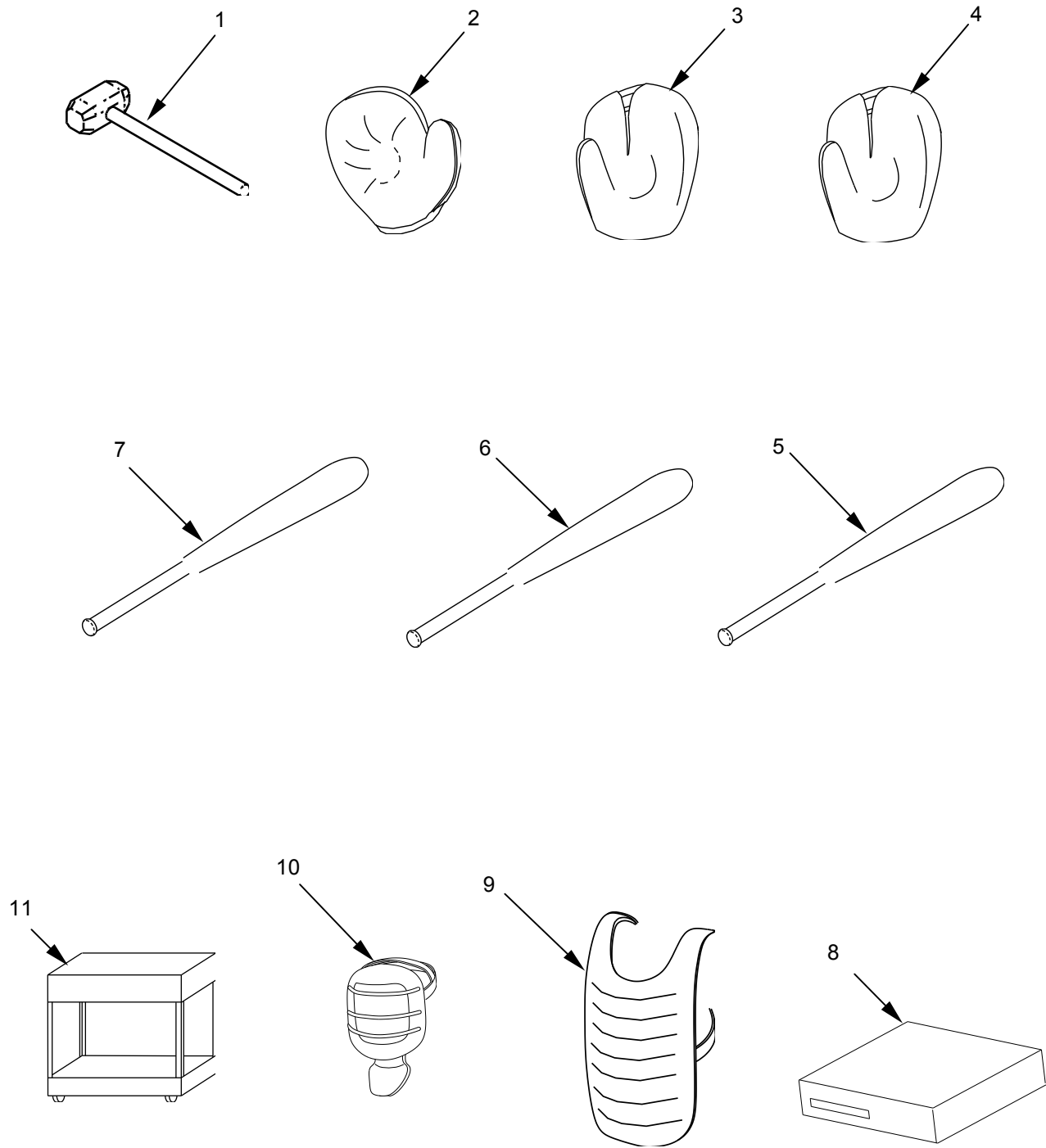


Figure 157. MWR Subsystem (MWR 15).

(1)	(2)	(3)	(4)	(5)	(6)	(7)
ITEM NO.	SMR CODE	NSN	CAGEC	PART NUMBER	DESCRIPTION AND USABLE ON CODE (UOC)	QTY
					GROUP 12 MWR SUBSYSTEM	
					FIG. 157 MWR SUBSYSTEM (MWR 15)	
1	PAOZZ	5120-00-900-6098	05047	B107.54	. HAMMER, HAND	2
2	PAOZZ	7810-00-242-4322	66023	A2403 PUDGE	. MITT, SOFTBALL, CATCHERS.....	2
3	PAOZZ	7810-00-242-4318	0FZP5	BBFBPROX	. MITT, SOFTBALL, FIRST BASEMAN'S .	4
4	PAOZZ	7810-00-242-4317	66023	A07520XBM LHT	. MITT, SOFTBALL, FIRST BASEMAN'S .	20
5	PAOZZ		0FZP5	MCX9SB32	. SOFTBALL, BAT, 32 IN, 24 OZ	4
6	PAOZZ		0FZP5	MCX9SB33	. SOFTBALL, BAT, 33 IN, 25 OZ	8
7	PAOZZ		0FZP5	MCX9SB34	. SOFTBALL, BAT, 34 IN, 26 OZ	8
8	PAOZZ	5835-01-471-5848	81337	MODEL MHC-RX33	. RECORDER-REPRODUCER ASSEMBLY, SOUND	1
9	PAOZZ	7810-00-247-2901	0H133	XLMR	. PROTECTOR, BODY, CATCHERS	4
10	PAOZZ	7810-00-242-4345	0FZP5	MCB2CXXX	. MASK, CATCHERS	2
11	PAOZZ	5965-01-452-4039	55991	SS-450	. STAND, LOUDSPEAKER	1
END OF FIGURE						

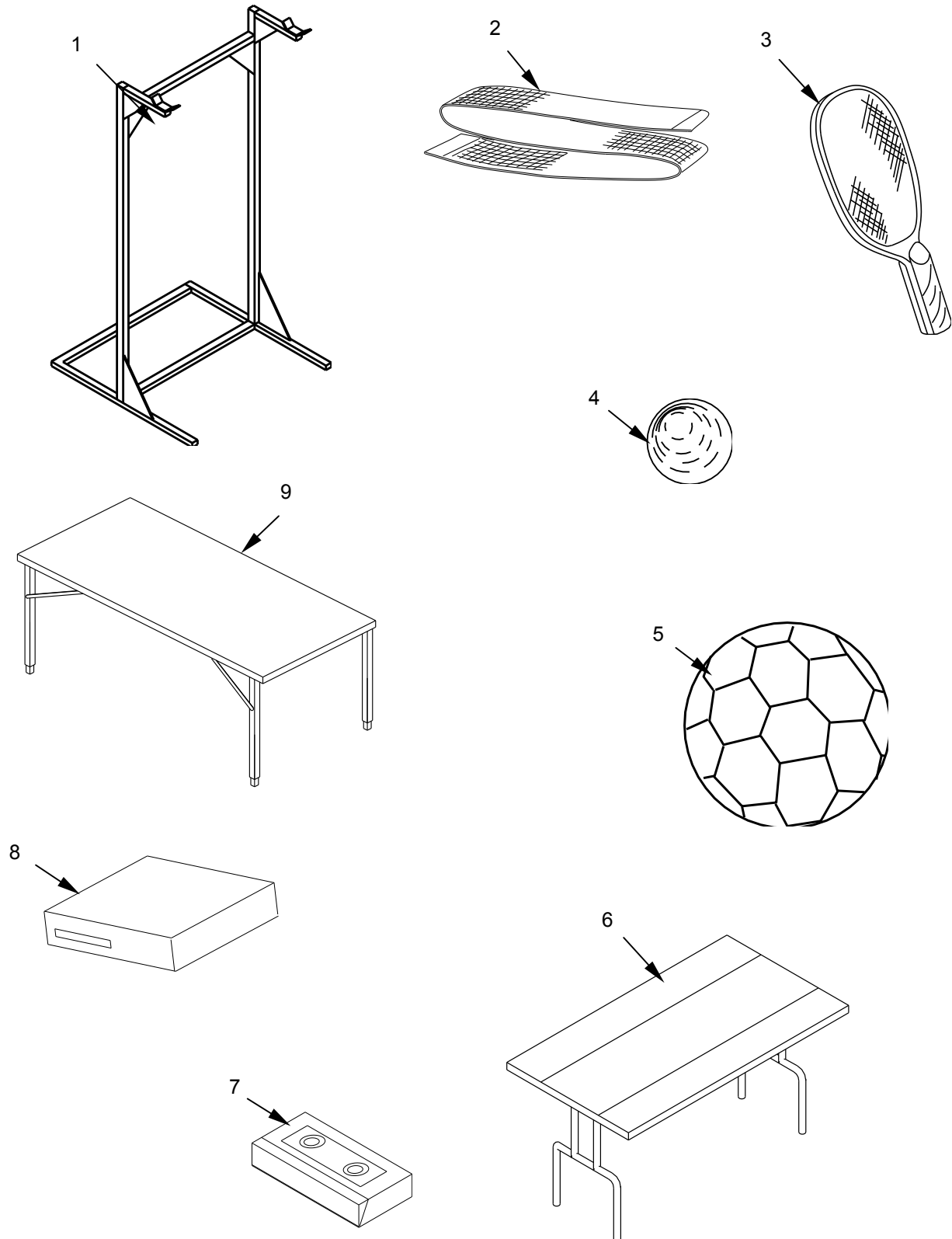


Figure 158. MWR Subsystem (MWR 16).

(1)	(2)	(3)	(4)	(5)	(6)	(7)
ITEM NO.	SMR CODE	NSN	CAGEC	PART NUMBER	DESCRIPTION AND USABLE ON CODE (UOC)	QTY
					GROUP 12 MWR SUBSYSTEM	
					FIG. 158 MWR SUBSYSTEM (MWR 16)	
1	XDOZZ		0FZP5	1812600	. SQUAT RACK, GYMNASTIC	1
2	PAOZZ	7810-00-663-0252	0FZP5	GG-NANP3XXX	. NET, TABLE TENNIS	4
3	PAOZZ	7810-00-233-6201	0FZP5	GG-NAR3XXXX	. PADDLE, TABLE TENNIS	12
4	PAOZZ	7810-00-634-0187	27352	SMC-W3021	. BALL, TABLE TENNIS	5
5	PAOZZ	7810-00-663-0546	0FZP5	GG-MCV300XX	. VOLLEYBALL	8
6	PAOZZ	7110-01-415-6895	81337	9-1-0191	. TABLE, FOLDING, LEG	1
7	XDOZZ		67177	ALG1310	. VHS TAPE, CLEANING.....	2
8	XDOZZ		81337	HRUD670U	. VIDEO PLAYER, VCR/DVD/VHS, STEREO	1
9	PAOZZ	7810-01-083-9827	0FZP5	GG-TT8292	. TABLE, TABLE TENNIS	2
					END OF FIGURE	

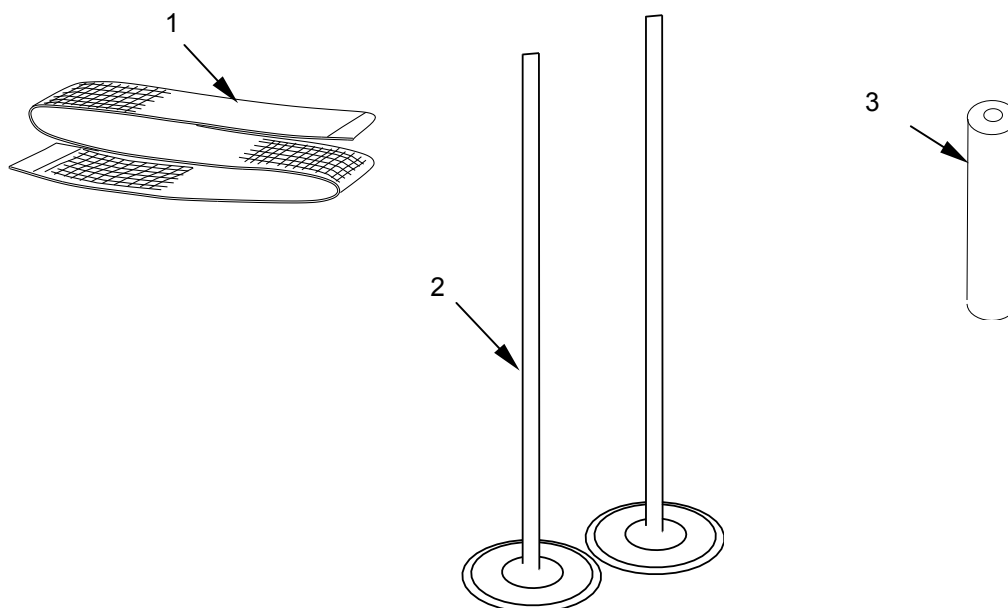


Figure 159. MWR Subsystem (MWR 17)

(1) ITEM NO.	(2) SMR CODE	(3) NSN	(4) CAGEC	(5) PART NUMBER	(6) DESCRIPTION AND USABLE ON CODE (UOC)	(7) QTY
					GROUP 12 MWR SUBSYSTEM	
					FIG. 159 MWR SUBSYSTEM (MWR 17)	
1	PAOZZ	7810-01-468-7147	0FZP5	SNVBEC02	. NET, VOLLEYBALL.....	3
2	PAOZZ	7810-01-468-7933	0FZP5	GG-STVB300X	. VOLLEYBALL STANDARD	1
3	PAOZZ	7830-01-468-6110	0FZP5	BS-CHSNPXXX	. BAR WRAP PAD, GYMNASTIC.....	3
END OF FIGURE						

UNIT AND DIRECT SUPPORT MAINTENANCE

FORCE PROVIDER MWR SUBSYSTEM
 FP MODULE, TAN: NSN 5419-01-473-2297
 FP MODULE, GREEN: NSN 5419-01-473-2294

TEMPER

REPAIR PARTS LIST

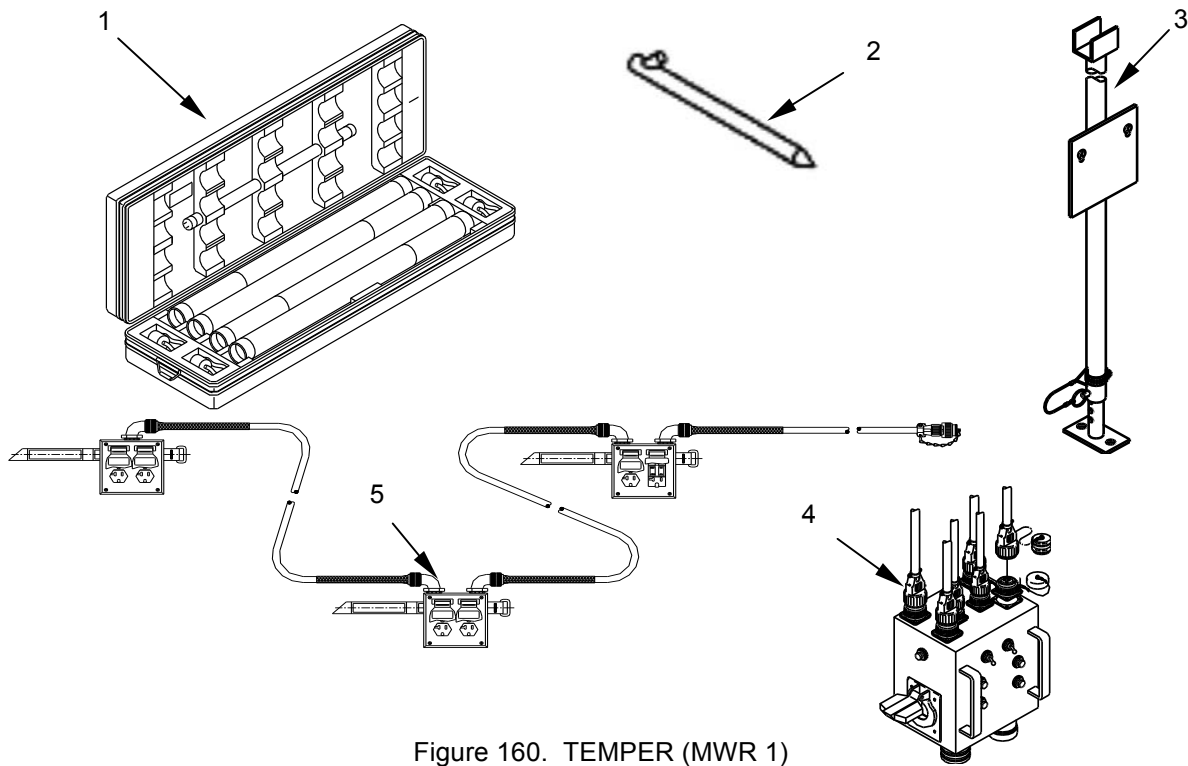


Figure 160. TEMPER (MWR 1)

(1) ITEM NO.	(2) SMR CODE	(3) NSN	(4) CAGEC	(5) PART NUMBER	(6) DESCRIPTION AND USABLE ON CODE (UOC)	(7) QTY
					GROUP 12 MWR SUBSYSTEM FIG. 160 TEMPER (MWR 1)	
1	PAOZZ	6230-01-242-2016	81349	M44259-1	. LIGHT SET, GENERAL ILLUMINATION	8
2	PAOZZ	8340-00-985-7461	81349	MIL-P-501	. PIN, TENT	106
3	PAOZZ	6110-01-242-6691	81337	1-6-6005	. STAND, DISTRIBUTION	4
4	PAOZZ	6150-01-470-1916	81337	9-1-0624-1	. DISTRIBUTION SYSTEM, ELECTRICAL	8
5	PAOZZ	6110-01-251-0402	81337	1-6-6041-1	. DISTRIBUTION BOX.....	4
END OF FIGURE						

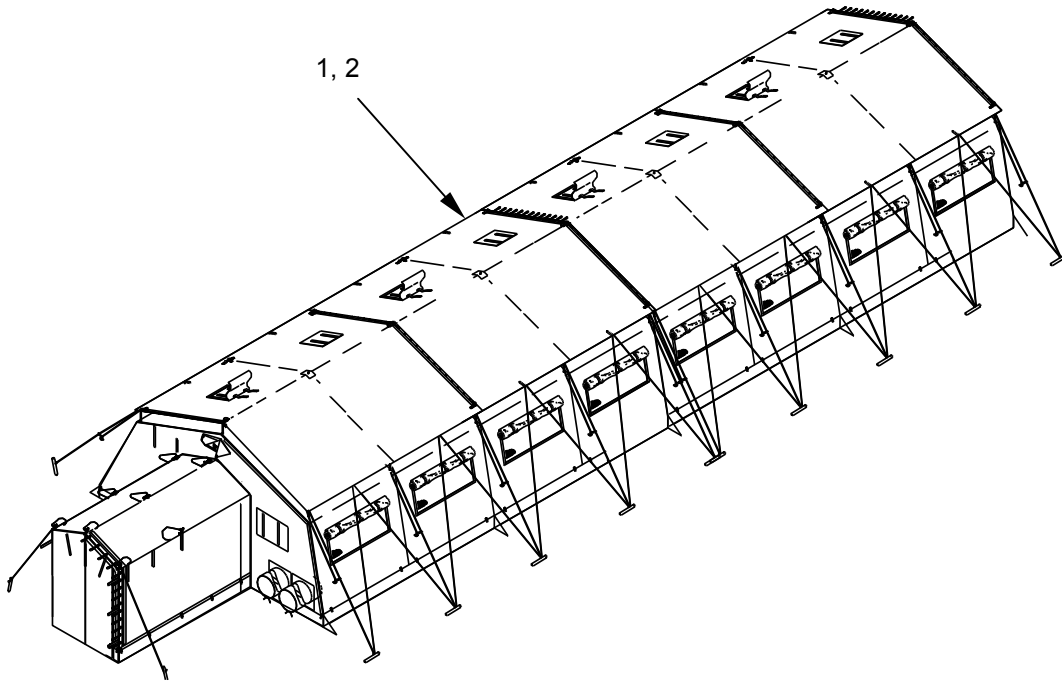


Figure 161. TEMPER (MWR 2)

(1) ITEM NO.	(2) SMR CODE	(3) NSN	(4) CAGEC	(5) PART NUMBER	(6) DESCRIPTION AND USABLE ON CODE (UOC)	(7) QTY
					GROUP 12 MWR SUBSYSTEM	
					FIG. 161 TEMPER (MWR 2)	
1	PAOZZ	8340-01-443-7335	81349	MIL-T-44243	. TENT UOC:FSN.....	2
2	PAOZZ	8340-01-443-7338	81349	MIL-T-44243	. TENT UOC:FSQ.....	2
END OF FIGURE						

UNIT AND DIRECT SUPPORT MAINTENANCE

FORCE PROVIDER MWR SUBSYSTEM
 FP MODULE, TAN: NSN 5419-01-473-2297
 FP MODULE, GREEN: NSN 5419-01-473-2294

DISE/PDISE

REPAIR PARTS LIST

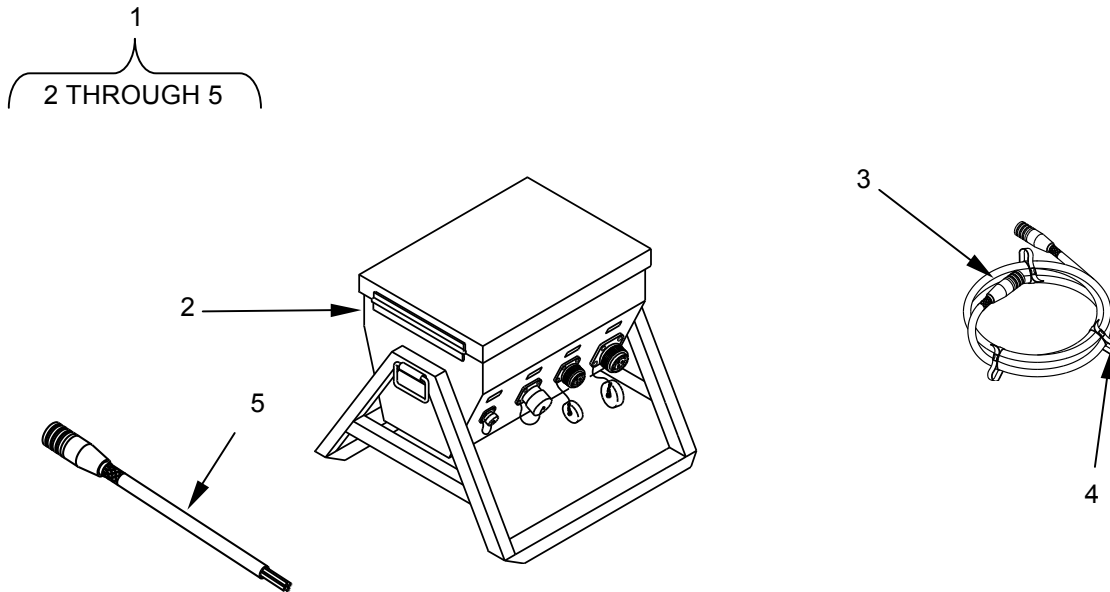


Figure 162. DISE/PDISE

(1) ITEM NO.	(2) SMR CODE	(3) NSN	(4) CAGEC	(5) PART NUMBER	(6) DESCRIPTION AND USABLE ON CODE (UOC)	(7) QTY
					GROUP 1202 DISE/PDISE	
					FIG. 162 DISE/PDISE	
1	PAOZZ	6150-01-308-5671	97403	TA13229E6351	. POWER DISTRIBUTION ILLIMINATION SYSTEM, ELECTRICAL..	2
2	PAOZZ	6150-01-377-4827	97403	13226E7029	. . DISTRIBUTING SYSTEM ELECTRICAL	1
3	PAOZZ	6150-01-256-6304	97403	13226E7024	. . SERVICE FEEDER.....	2
4	PAOZZ	6150-01-256-6299	97403	13226E5825	. . STRAP, WEBBING	8
5	PAOZZ	6150-01-256-6300	97403	13226E7020	. . PIGTAIL CABLE.....	1
END OF FIGURE						

UNIT AND DIRECT SUPPORT MAINTENANCE

**FORCE PROVIDER MWR SUBSYSTEM
FP MODULE, TAN: NSN 5419-01-473-2297
FP MODULE, GREEN: NSN 5419-01-473-2294**

ECU

REPAIR PARTS LIST

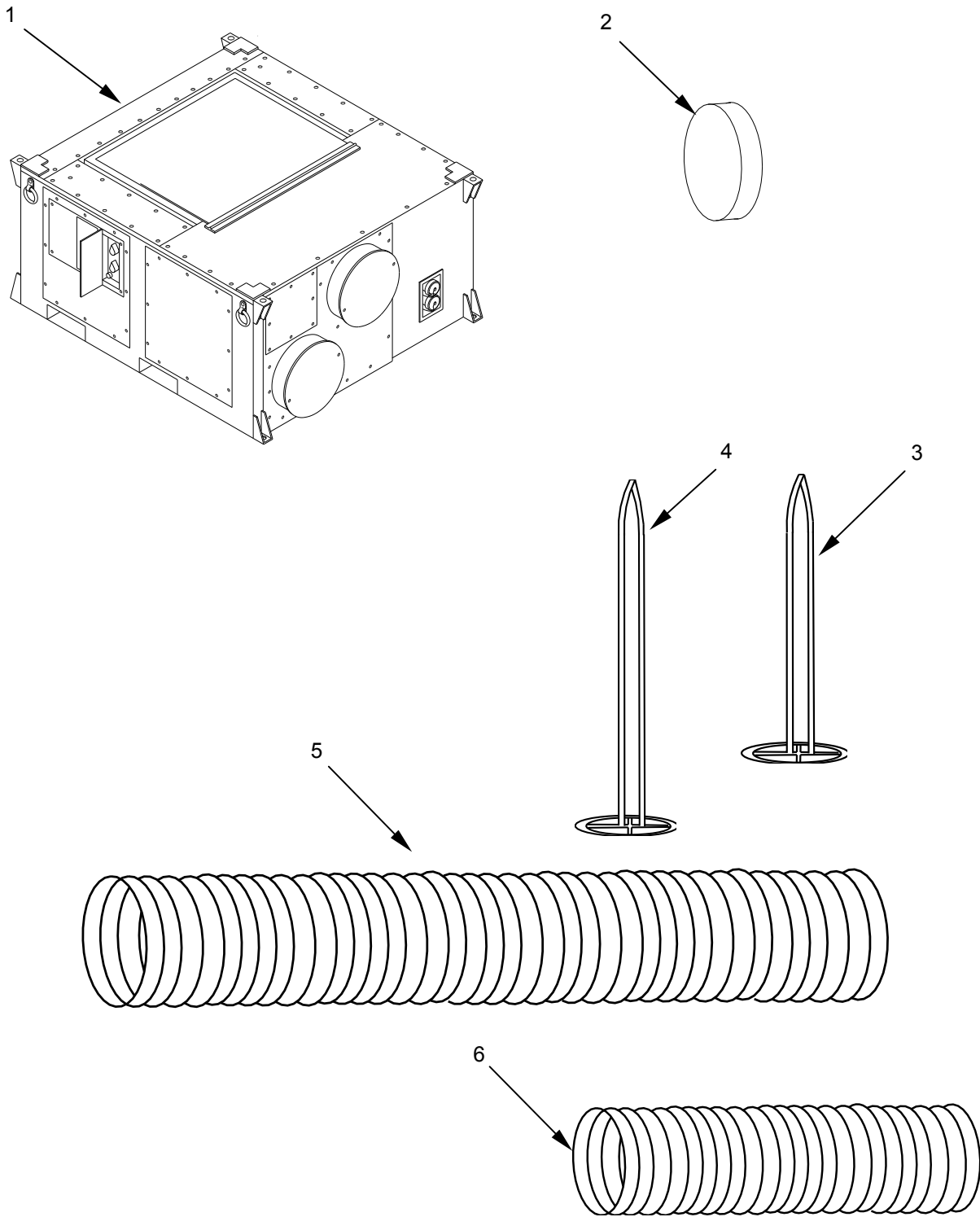


Figure 163. ECU (MWR 1).

(1)	(2)	(3)	(4)	(5)	(6)	(7)
ITEM NO.	SMR CODE	NSN	CAGEC	PART NUMBER	DESCRIPTION AND USABLE ON CODE (UOC)	QTY
					GROUP 1203 MWR ECU FIG. 163 ECU (MWR 1)	
1	PAOOO	4120-01-432-6408	94833	F60S-11	. AIR CONDITIONER	4
2	PAOZZ	4130-00-415-9392	90598	12057-1	. . COVER, DUST	4
3	XDOZZ		97403	13230E35341	. . DUCT HOLDER 7FT	2
4	XDOZZ		97403	13230E35342	. . DUCT HOLDER 9FT	2
5	PAOZZ	4720-00-255-9034	98891	AD1700- A2D007	. . HOSE ASSEMBLY AIR DUCT	2
6	PAOZZ	4720-00-255-9032	98891	AD1700- A2D009	. . HOSE ASSEMBLY AIR DUCT	2
END OF FIGURE						

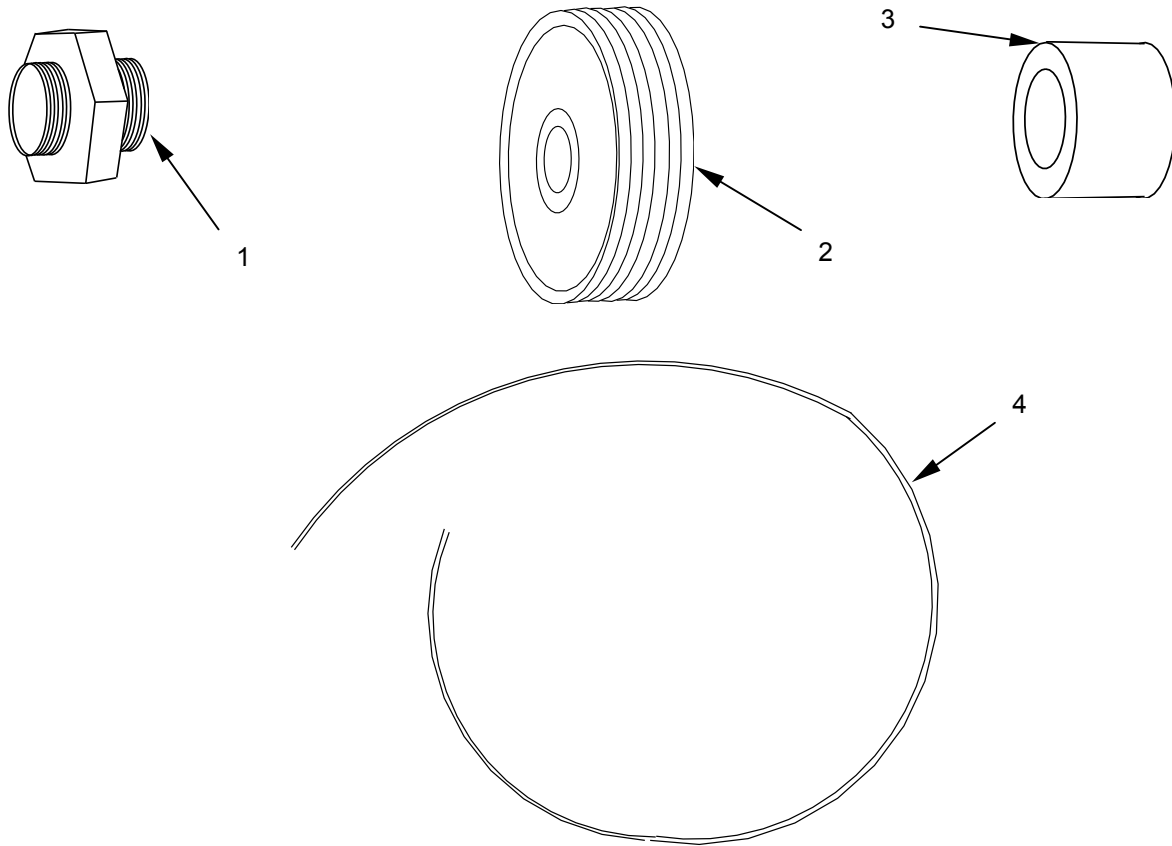


Figure 164. ECU (MWR 2)

(1) ITEM NO.	(2) SMR CODE	(3) NSN	(4) CAGEC	(5) PART NUMBER	(6) DESCRIPTION AND USABLE ON CODE (UOC)	(7) QTY
GROUP 1203 MWR ECU						
FIG. 164 ECU (MWR 2)						
1	XDOZZ		97403	13230E578711	.. HOSE ADAPTER, DRAIN	4
2	XDOOO		97403	13230E35921	.. PULLEY (50HZ OPERATION)	2
3	PAOZZ	3020-01-333-3045	71956	122051	... BUSHING	2
4	XDOZZ		97403	13230E61452	.. TUBING, SILICONE 15 FT.....	2
END OF FIGURE						

UNIT AND DIRECT SUPPORT MAINTENANCE

**FORCE PROVIDER FLOODLIGHT SUBSYSTEM
FP MODULE, TAN: NSN 5419-01-473-2297
FP MODULE, GREEN: NSN 5419-01-473-2294**

FLOODLIGHT SUBSYSTEM

REPAIR PARTS LIST

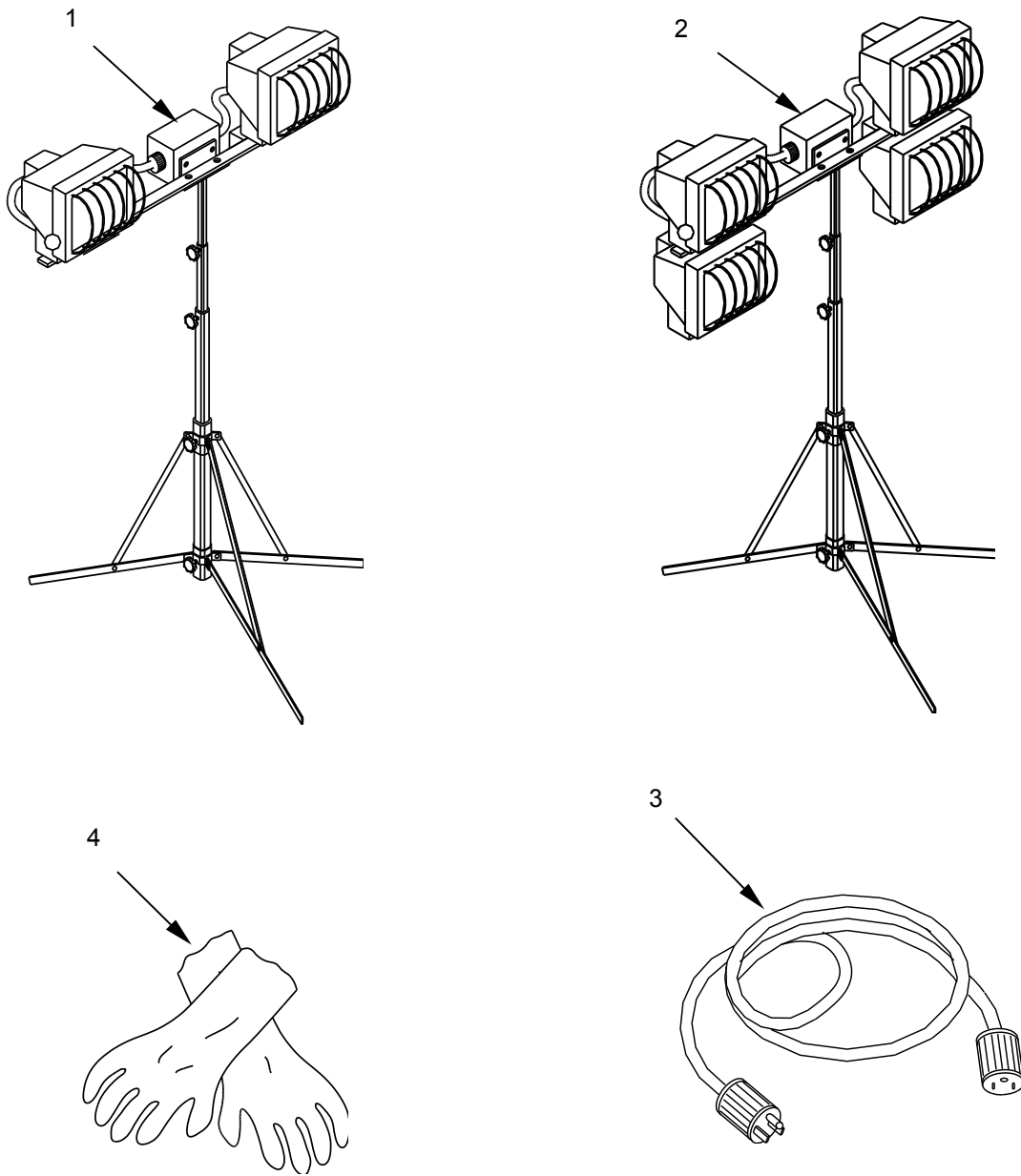


Figure 165. Floodlight Subsystem.

(1)	(2)	(3)	(4)	(5)	(6)	(7)
ITEM NO.	SMR CODE	NSN	CAGEC	PART NUMBER	DESCRIPTION AND USABLE ON CODE (UOC)	QTY
					GROUP 1300 FLOODLIGHT SUBSYSTEM	
					FIG. 165 FLOODLIGHT SUBSYSTEM	
1	XDOOO		23287	PUL1000QTB	. TRIPOD FLOODLIGHT.....	26
2	XDOOO		23287	PUL2000QTA	. TRIPOD FLOODLIGHT.....	20
3	XDOZZ		07909	02293	. EXTENSION CORD, 50 FT, #12 AWG/3.....	25
4	PAOZZ	8415-00-782-2809	81349	MILG82241	. GLOVE, INSERTS, RADIOACTIVE CONTAMINANTS PROTECTIVE	25
END OF FIGURE						

UNIT AND DIRECT SUPPORT MAINTENANCE

FORCE PROVIDER FLOODLIGHT SUBSYSTEM
 FP MODULE, TAN: NSN 5419-01-473-2297
 FP MODULE, GREEN: NSN 5419-01-473-2294

PORTABLE LIGHT WITH TRIPOD STAND, MODEL PUL-2000Q-TA, MODEL PUL-1000Q-TB

REPAIR PARTS LIST

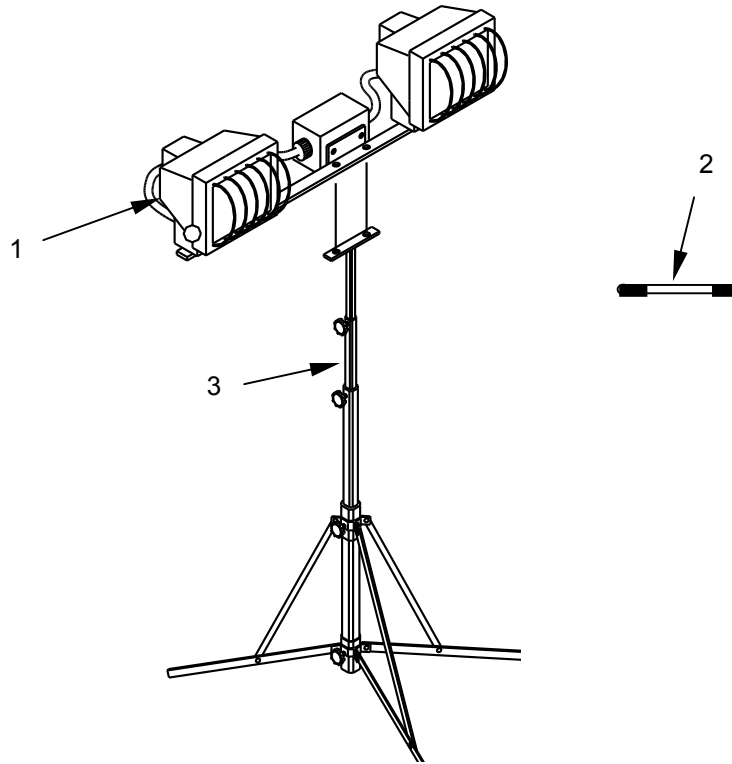


Figure 166. Portable Light with Tripod Stand, Model PUL-2000Q-TA, Model PUL-1000Q-TB

(1) ITEM NO.	(2) SMR CODE	(3) NSN	(4) CAGEC	(5) PART NUMBER	(6) DESCRIPTION AND USABLE ON CODE (UOC)	(7) QTY
					GROUP 1300 FLOODLIGHT SUBSYSTEM	
					FIG. 166 PORTABLE LIGHT WITH TRIPOD STAND, MODEL PUL-2000Q-TA, MODEL PUL-1000Q-TB	
1	XDOZZ		23287	3197501	. LIGHTHEAD ASSEMBLY	2
2	XDOZZ		23287	4802302	. TRIPOD ASSEMBLY	1
3	XDOZZ		23287	3105901	. BULB, HALOGEN, LAMP	2
END OF FIGURE						

UNIT AND DIRECT SUPPORT MAINTENANCE

**FORCE PROVIDER MODIFICATION SYSTEM, POWER GENERATION
FP MODULE, TAN: NSN 5419-01-473-2297
FP MODULE, GREEN: NSN 5419-01-473-2294**

POWER GENERATION MODIFICATION SYSTEM

REPAIR PARTS LIST

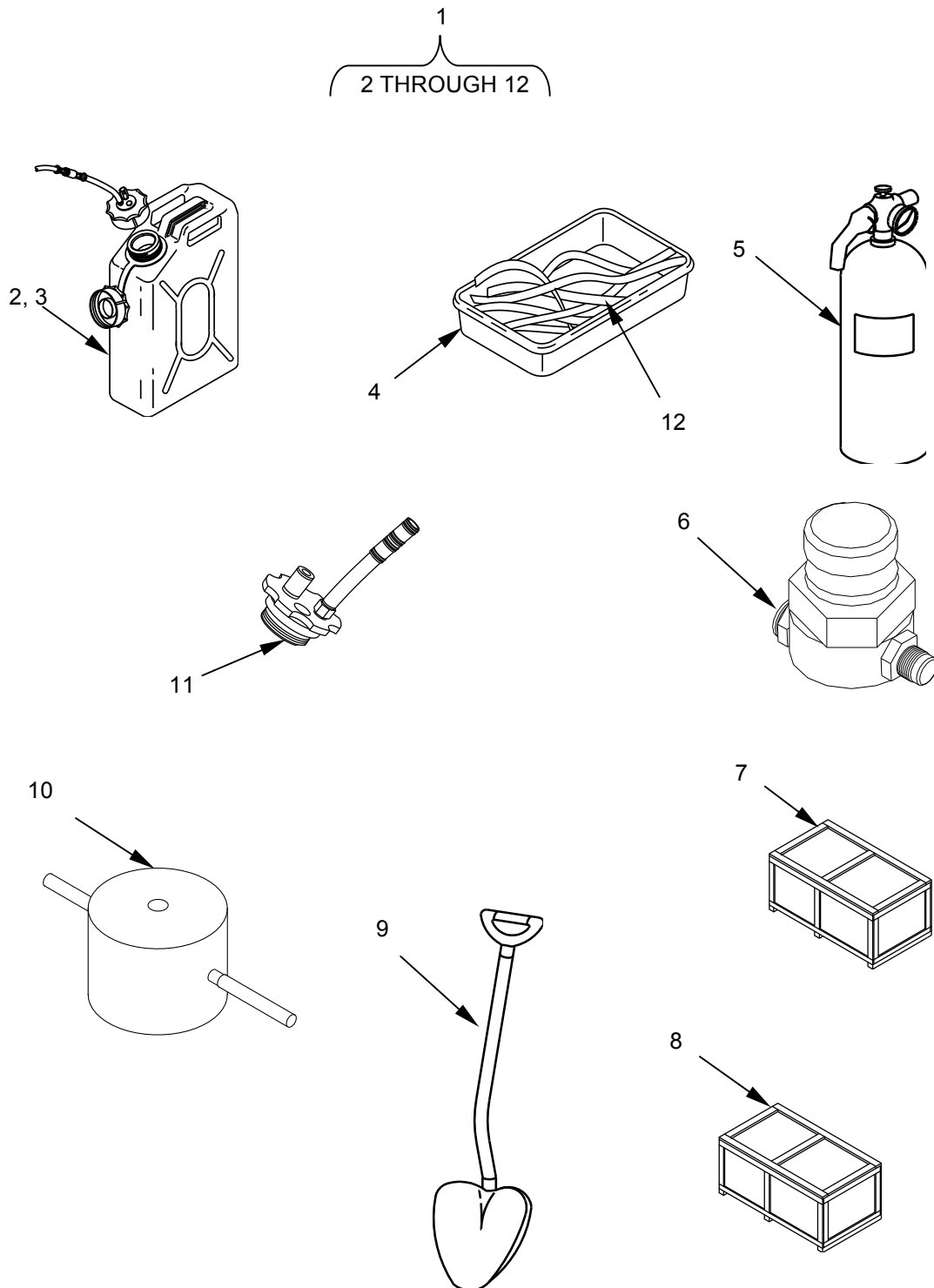


Figure 167. Power Generation Modification System.

(1)	(2)	(3)	(4)	(5)	(6)	(7)
ITEM NO.	SMR CODE	NSN	CAGEC	PART NUMBER	DESCRIPTION AND USABLE ON CODE (UOC)	QTY
					GROUP 1400 POWER GENERATION MODIFICATION SYSTEM	
					FIG. 167 POWER GENERATION MODIFICATION SYSTEM	
1	XBOOO		81337	9-1-0641-1	MODIFICATION SYSTEM, POWER GENERATION, GREEN UOC:FSN.....	1
1	XBOOO		81337	9-1-0641-2	MODIFICATION SYSTEM, POWER GENERATION, TAN UOC:FSQ.....	1
2	PAOZZ	7240-01-337-5268	81349	CID A-A-59592	. CAN, MILITARY UOC:FSN.....	8
3	PAOZZ	7240-01-337-5269	58536	CID AA59592	. CAN, MILITARY UOC:FSQ.....	8
4	PAOZZ	7930-01-316-6008	1JA49	2410PP	. ABSORBANT MATERIAL, OIL AND WATER	8
5	PAOZZ	4210-00-889-2491	58536	AA393-AIC	. EXTINGUISHER, FIRE	8
6	PAOZZ	2910-01-415-6890	81337	9-1-0194	. HOUSING SECTION, FUEL PUMP	8
7	PAOZZ	8110-00-856-6244	81349	MIL-R-52255	. REPAIR KIT, COLLAPSIBLE DRUM	2
8	PAOZZ	8110-00-856-6246	81349	M52255-2	. REPAIR KIT, COLLAPSIBLE DRUM	2
9	PAOZZ	5120-00-293-3336	80244	5120-00-293-3336	. SHOVEL, HAND	3
10	PAOZZ	5120-01-013-1676	45225	P74-144741	. SLIDE HAMMER, GROUND ROD	8
11	PAOZZ	7240-00-177-6154	19207	11677020	. SPOUT, CAN, FLEXIBLE	8
12	PAOZZ	7930-00-269-1272	80244	7930-00-269-1272	. ABSORBANT MATERIAL, OIL AND WATER	3
END OF FIGURE						

UNIT AND DIRECT SUPPORT MAINTENANCE

FORCE PROVIDER MODIFICATION SYSTEM, POWER GENERATION
FP MODULE, TAN: NSN 5419-01-473-2297
FP MODULE, GREEN: NSN 5419-01-473-2294

60-KW TACTICAL QUIET GENERATOR

REPAIR PARTS LIST

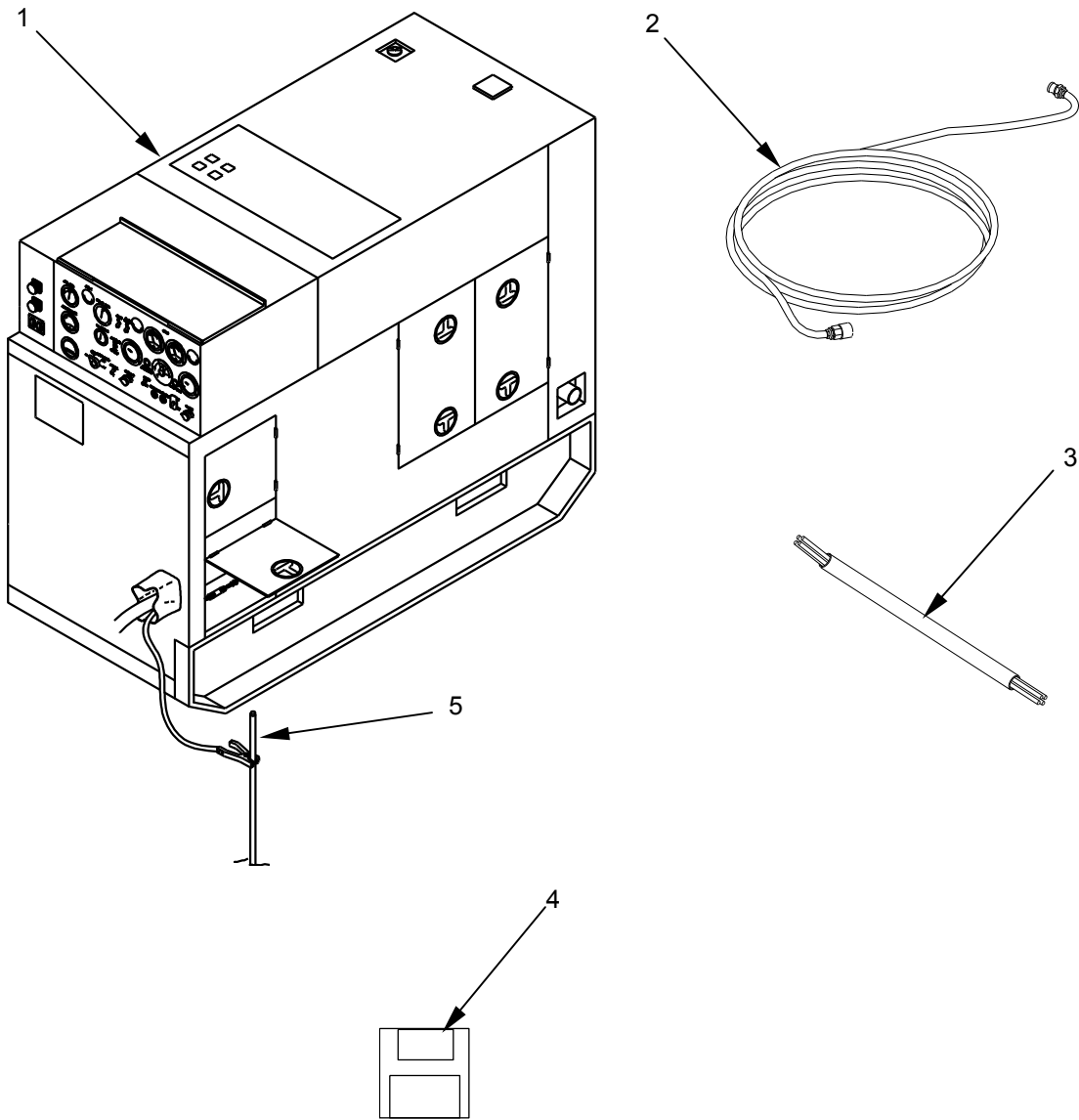


Figure 168. 60-KW Tactical Quiet Generator.

(1)	(2)	(3)	(4)	(5)	(6)	(7)
ITEM NO.	SMR CODE	NSN	CAGEC	PART NUMBER	DESCRIPTION AND USABLE ON CODE (UOC)	QTY
					GROUP 1401 60-KW TQG	
					FIG. 168 60-KW TACTICAL QUIET GENERATOR	
1	PAOOO	6115-01-462-0291	30554	MEP 806B	. GENERATOR SET DEISEL ENGINE UOC:FSQ.....	24
2	PAOZZ	4720-00-021-3320	01276	FA1493FFF3000	.. HOSE ASSEMBLY, NONMETALLIC...	1
3	PAOZZ	6150-01-406-9533	30554	88-22209	.. CABLE, ASSEMBLY, SPECIAL PURPOSE, ELECTRICAL	1
4	PAOZZ	7025-01-467-4709	0FNW8	96-23569	.. DISPLAY UNIT.....	1
5	PAOZZ	5975-00-296-5324	58536	AA55804-2B	.. ROD, GROUND	1
END OF FIGURE						

UNIT AND DIRECT SUPPORT MAINTENANCE

FORCE PROVIDER MODIFICATION SYSTEM, POWER GENERATION
 FP MODULE, TAN: NSN 5419-01-473-2297
 FP MODULE, GREEN: NSN 5419-01-473-2294

500-GAL NON-VENTED FABRIC COLLAPSIBLE DRUM

REPAIR PARTS LIST

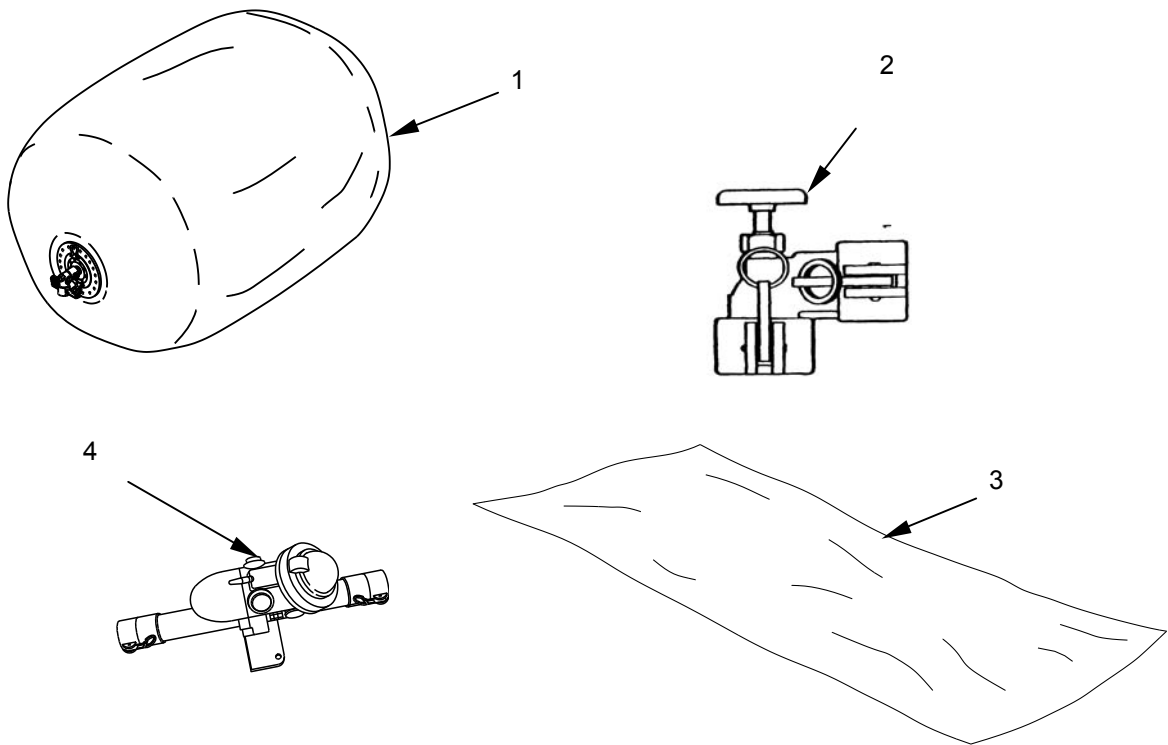


Figure 169. 500-Gal Non-vented Fabric Collapsible Drum

(1) ITEM NO.	(2) SMR CODE	(3) NSN	(4) CAGEC	(5) PART NUMBER	(6) DESCRIPTION AND USABLE ON CODE (UOC)	(7) QTY
					GROUP 1402 500-GAL FUEL DRUM	
					FIG. 169 500-GAL NON-VENTED FABRIC COLLAPSIBLE DRUM	
1	PAOZZ	8110-01-428-9152	1YFX5	GTA-500F	. DRUM, FABRIC, COLLAPSIBLE.....	8
2	PAOZZ	4930-00-973-2589	1D9T5	77BN-SX1.5AL	. . VALVE, COUPLER	8
3	PAOOO	5430-01-415-7432	81337	9-1-0175	. BERM LINER, 500GL TA.....	8
4	PAOZZ	4930-00-855-8739	14555	110	. PRESSURE ASSEMBLY, CONTROL ...	2
END OF FIGURE						

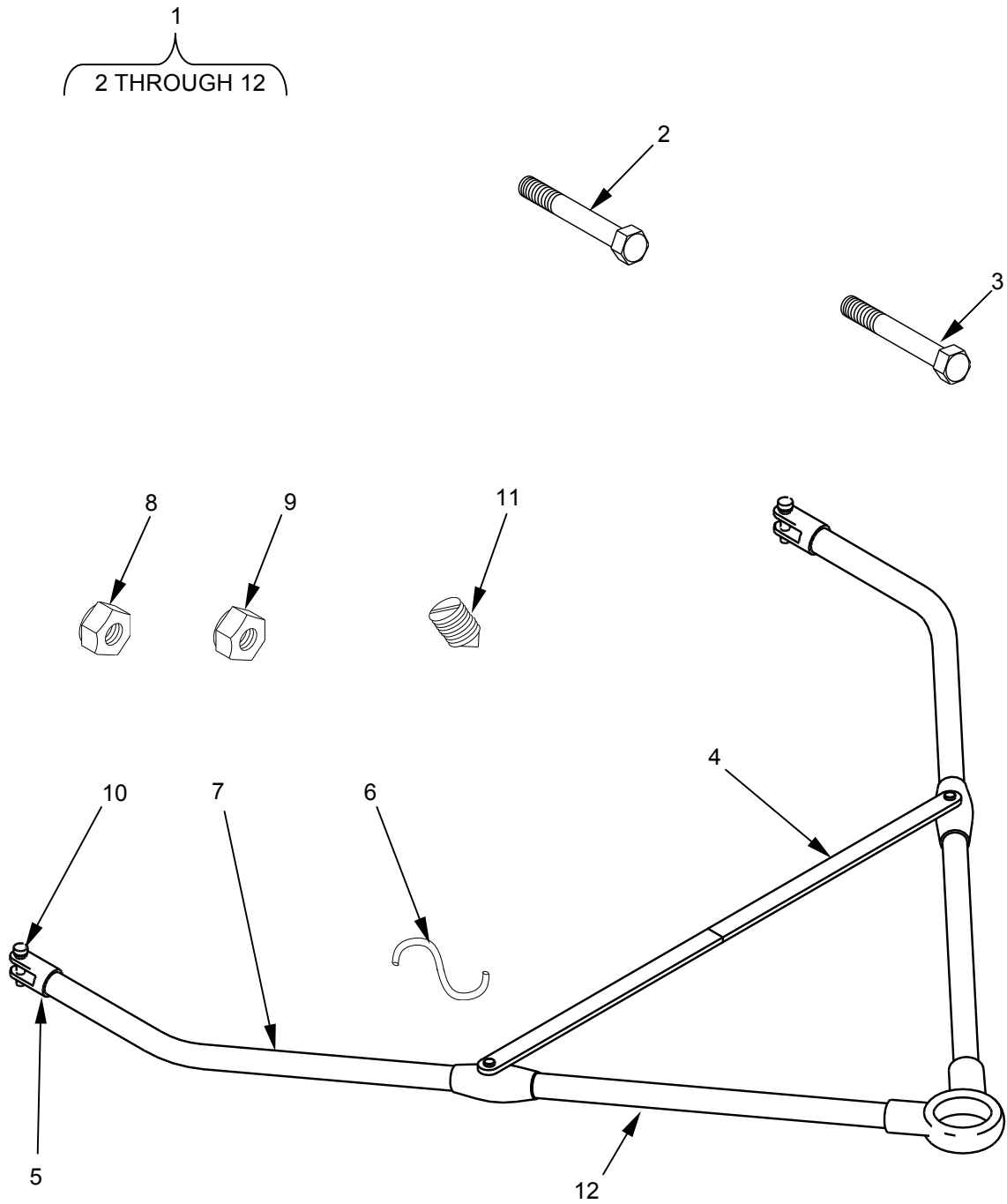


Figure 170. 500-Gal Non-vented Fabric Collapsible Drum (Yoke, Towing and Lifting).

(1)	(2)	(3)	(4)	(5)	(6)	(7)
ITEM NO.	SMR CODE	NSN	CAGEC	PART NUMBER	DESCRIPTION AND USABLE ON CODE (UOC)	QTY
					GROUP 1402 500-GAL FUEL DRUM	
					FIG. 170 500-GAL NON-VENTED FABRIC COLLAPSIBLE DRUM (YOKE, TOWING AND LIFTING)	
1	PAOOO	8110-00-856-6243	81349	MIL-Y-40628	. YOKE, TOWING AND LIFTING.....	2
2	XDOZZ		97403	13216E7994	.. BRACE UOC:FSU.....	4
3	PAOZZ	5305-00-941-3579	80205	MS35307-463	.. SCREW, CAP, HEXAGON HEAD	4
4	PAOZZ	5305-00-727-6804	80205	MS35307-414	.. SCREW, CAP, HEXAGON HEAD	4
5	PAOZZ	5315-01-258-6496	97403	13216E8075	.. CLEVIS PIN ASSEMBLY.....	4
6	PAOZZ	4030-00-948-7315	96906	MS87006-33	.. HOOK, CHAIN, S.....	4
7	XDOZZ		97403	13216E7992	.. LEG, CONNECTING.....	4
8	PAOZZ	5310-00-241-6667	80205	MS16228-8C	.. NUT, SELF LOCKING HEXAGON.....	4
9	PAOZZ	5310-00-245-8826	80205	MS16228-10C	.. NUT, SELF LOCKING HEXAGON.....	4
10	PAOZZ	5313-01-105-7350	97403	13216E7995	.. PIN, STRAIGHT, HEADLESS.....	4
11	PAOZZ	5305-00-723-9387	96906	MS51963-63	.. SET SCREW.....	4
12	XDOZZ		97403	13216E7993	.. UPPER LEG.....	4
END OF FIGURE						

UNIT AND DIRECT SUPPORT MAINTENANCE

**FORCE PROVIDER MWR SUBSYSTEM
FP MODULE, TAN: NSN 5419-01-473-2297
FP MODULE, GREEN: NSN 5419-01-473-2294**

SWITCH BOX ASSEMBLY

PDISE REPAIR PARTS LIST

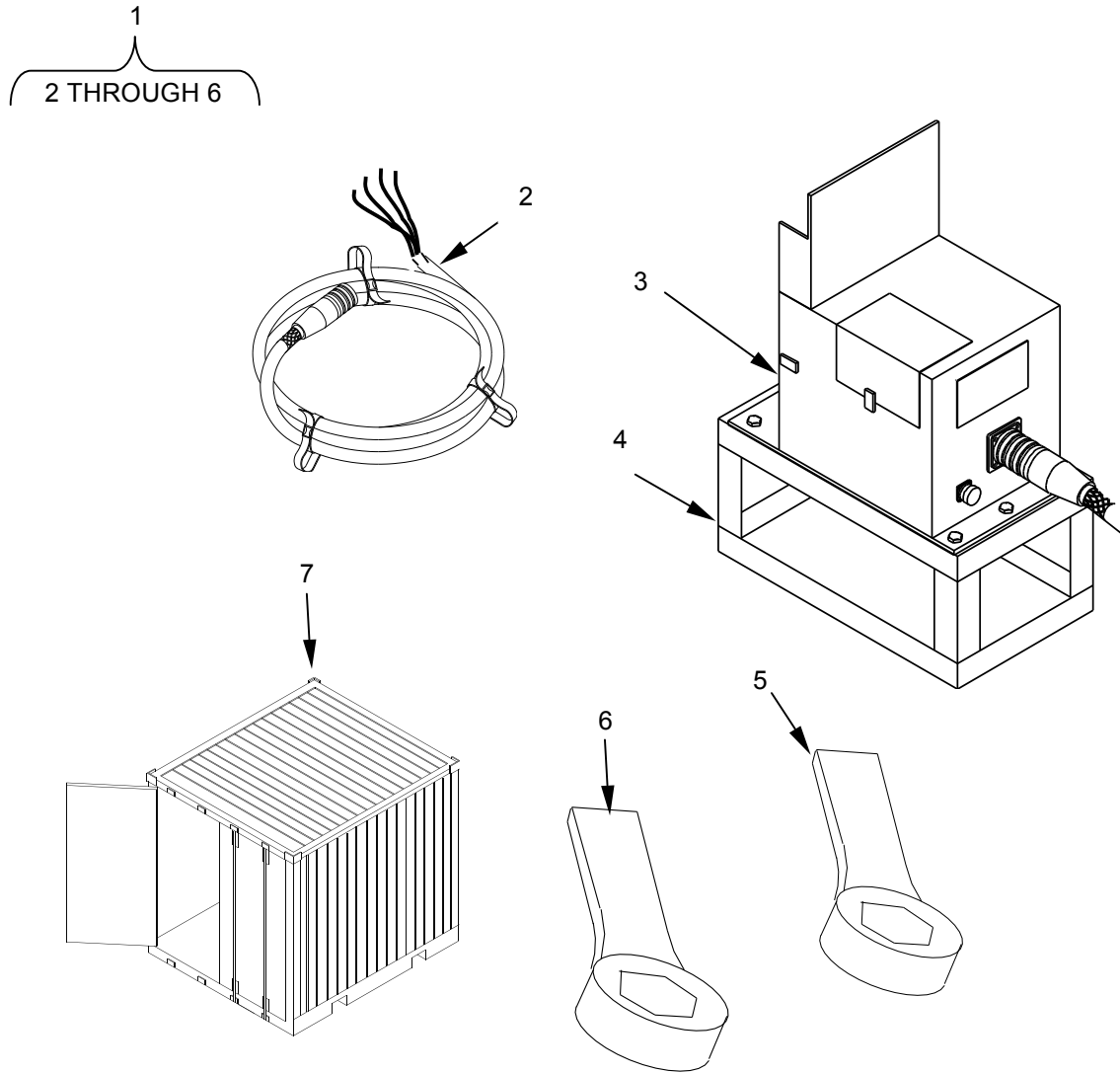


Figure 171. Switch Box Assembly.

(1)	(2)	(3)	(4)	(5)	(6)	(7)
ITEM NO.	SMR CODE	NSN	CAGEC	PART NUMBER	DESCRIPTION AND USABLE ON CODE (UOC)	QTY
					GROUP 1403 MSPG SWITCH BOX ASSEMBLY	
					FIG. 171 SWITCH BOX ASSEMBLY	
1	XDOOO		97403	13229E5795-3A	. SWITCH, BOX ASSY.....	16
2	PAOZZ	6145-01-440-5706	97403	13229E5741	. . CABLE SPECIAL PURPOSE, ELECTRICAL.....	1
3	PAOZZ	5930-01-391-1529	97403	13229E5795-3	. . SWITCH BOX	1
4	XDOZZ		97403	A1233465D	. . SWITCH BOX CRADLE (STAND).....	1
5	PAOZZ	5120-01-375-4373	30554	88-21147	. . WRENCH, BOX	1
6	PAOZZ	5120-01-368-1646	30554	88-21148	. . WRENCH, BOX	1
7	XBOOO	6120-01-516-7538	81337	9-1-0635	. MODIFICATION SYSTEM.....	1
END OF FIGURE						

UNIT AND DIRECT SUPPORT MAINTENANCE

FORCE PROVIDER MODIFICATION SYSTEM, PRIME POWER
FP MODULE, TAN: NSN 5419-01-473-2297
FP MODULE, GREEN: NSN 5419-01-473-2294

PRIME POWER MODIFICATION SYSTEM

REPAIR PARTS LIST

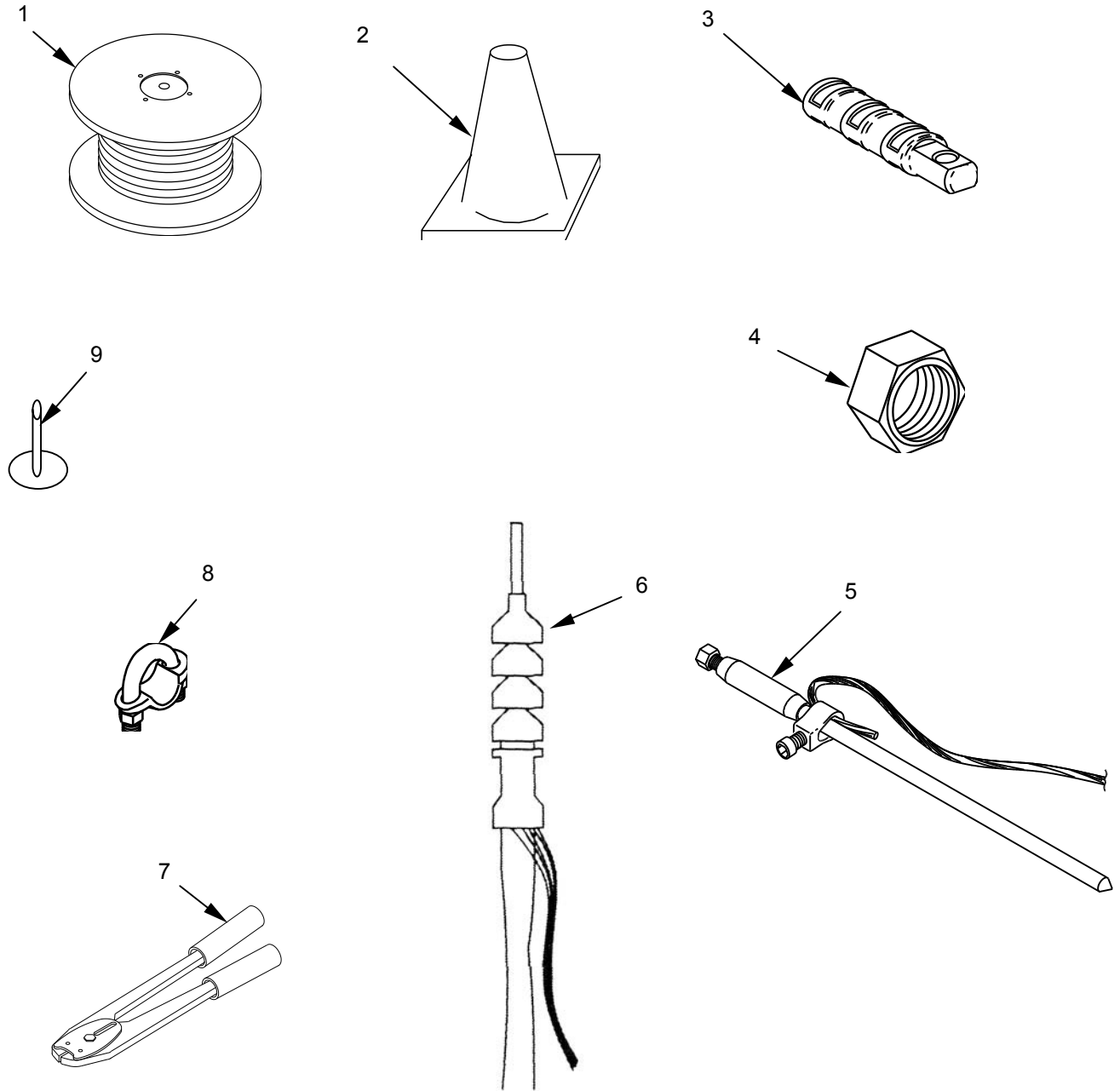


Figure 172. Prime Power Modification System (MSPP 1).

(1)	(2)	(3)	(4)	(5)	(6)	(7)
ITEM NO.	SMR CODE	NSN	CAGEC	PART NUMBER	DESCRIPTION AND USABLE ON CODE (UOC)	QTY
					GROUP 15 MODIFICATION SYSTEM, PRIME POWER	
					FIG. 172 PRIME POWER MODIFICATION SYSTEM (MSPP 1)	
1	XDOZZ		82903	114233827	. CABLE, CONDUCTOR, 2/0, SHIELDED, 13000, FT0741.....	6
2	PAOZZ	6250-00-334-6183	81362	28P0R	. CONE, SAFETY.....	6
3	XDOZZ		1QDV5	10006	. CONNECTOR, BARREL, 2/0 COMPRESSION.....	50
4	XDOZZ		2K066	N165	. NUT, HEX, 3/8 IN.....	100
5	PAOZZ	5975-00-878-3791	58536	AA55804-3B 9FT	. ROD, GROUND.....	12
6	PAOZZ	5999-01-514-0083	3B196	7621-S-2	. TERMINATION KIT, CABLE ASSEMBLY.....	8
7	PAOZZ	5120-01-018-6729	56501	TBM6S	. CRIMPING TOOL, TERMINAL HAND....	1
8	XDOZZ		30105	BS1-10	. BOND STUD.....	20
9	PAOZZ	5940-01-150-1424	74829	AU250	. TERMINATION LUG.....	75
END OF FIGURE						

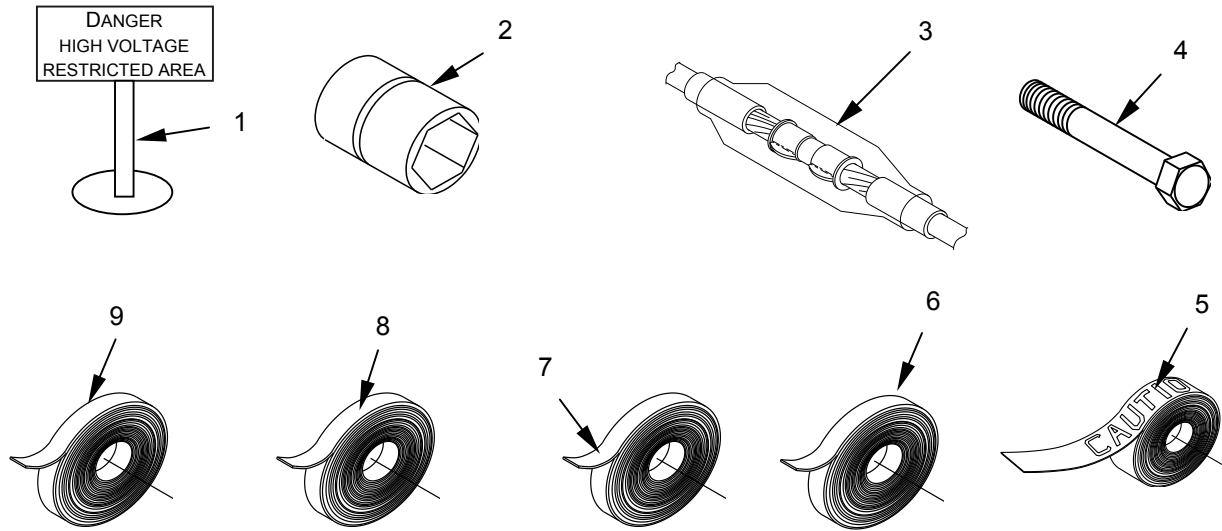


Figure 173. Prime Power Modification System (MSPP 2)

(1)	(2)	(3)	(4)	(5)	(6)	(7)
ITEM NO.	SMR CODE	NSN	CAGEC	PART NUMBER	DESCRIPTION AND USABLE ON CODE (UOC)	QTY
					GROUP 15 MODIFICATION SYSTEM, PRIME POWER	
					FIG. 173 PRIME POWER MODIFICATION SYSTEM (MSPP 2)	
1	XDOZZ		79123	XFS9	. SIGN, PLASTIC, FLOOR STAND, "DANGER HIGH VOLTAGE "	6
2	XDOZZ		01XK9	8020K461P21	. SOCKET, LARGE, PENTA HEAD	2
3	XDOZZ		1QDV5	5551	. SPLICE KIT, INLINE, 5KV, 2/0, THREE SPLICE	16
4	XDOZZ		2K066	HTB25	. TAP BOLT, HEX HEAD	75
5	XDOZZ		79123	UCHY	. TAPE, "CAUTION HIGH VOLTAGE".....	6
6	PAOZZ	5970-01-013-9369	81165	6640	. TAPE, INSULATION, ELECTRICAL.....	6
7	PAOZZ	5970-01-013-9367	75037	35 3/4 WHITE	. TAPE, INSULATION, ELECTRICAL.....	6
8	PAOZZ	5970-01-388-1999	81349	M28748/4-C5AL2A	. CONNECTOR, PLUG, ELECTRICAL.....	33
9	PAOZZ	5970-01-182-7761	81165	2211-92	. TAPE, INSULATION, ELECTRICAL.....	33
END OF FIGURE						

UNIT AND DIRECT SUPPORT MAINTENANCE

FORCE PROVIDER MODIFICATION SYSTEM, PRIME POWER
 FP MODULE, TAN: NSN 5419-01-473-2297
 FP MODULE, GREEN: NSN 5419-01-473-2294

150 KVA, 208/120V WYETRANSFORMER

REPAIR PARTS LIST

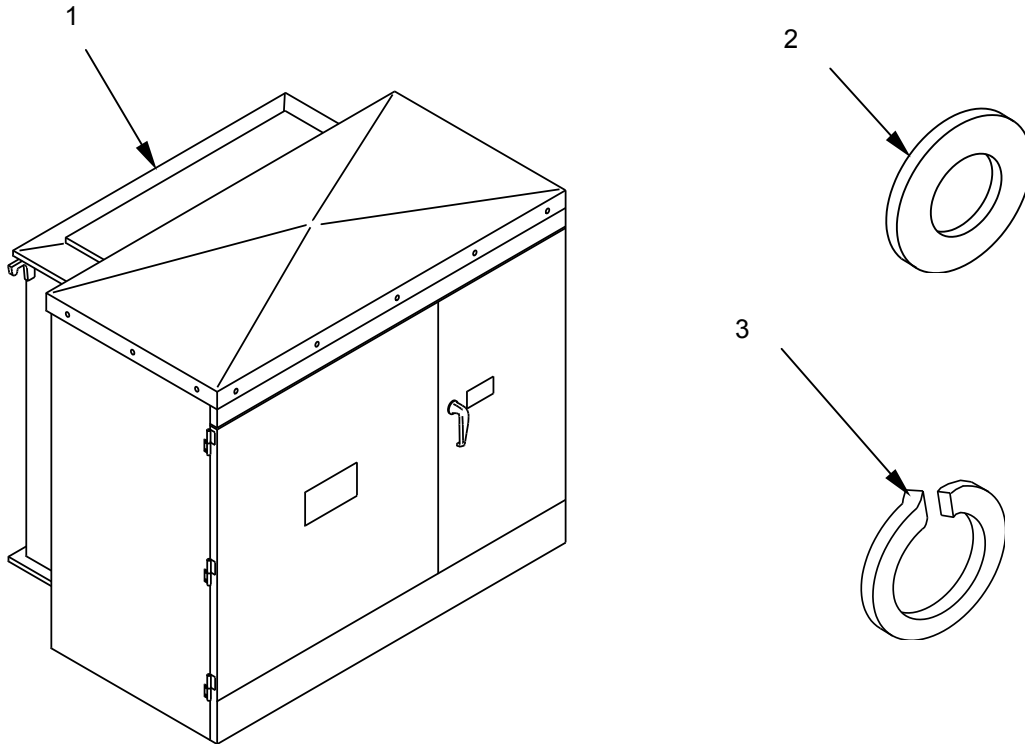


Figure 174. 150 KVA, 208/120 V WYE Transformer

(1) ITEM NO.	(2) SMR CODE	(3) NSN	(4) CAGEC	(5) PART NUMBER	(6) DESCRIPTION AND USABLE ON CODE (UOC)	(7) QTY
					GROUP 1501	
					FIG. 174 TRANSFORMER, 150 KVA, 208/120V WYE	
1	XDOZZ		4L155	HH37B71CA316EF	TRANSFORMER, PAD MOUNTED, 150KVA, 4160V	9
2	XDOZZ		2K066	JW119	WASHER, FENDER, 3/8 IN	100
3	XDOZZ		2K066	LW174	WASHER, SPLIT	100
END OF FIGURE						

UNIT AND DIRECT SUPPORT MAINTENANCE

FORCE PROVIDER MODIFICATION SYSTEM, COLD WEATHER
 FP MODULE, TAN: NSN 5419-01-473-2297
 FP MODULE, GREEN: NSN 5419-01-473-2294

COLD WEATHER MODIFICATION SYSTEM

REPAIR PARTS LIST

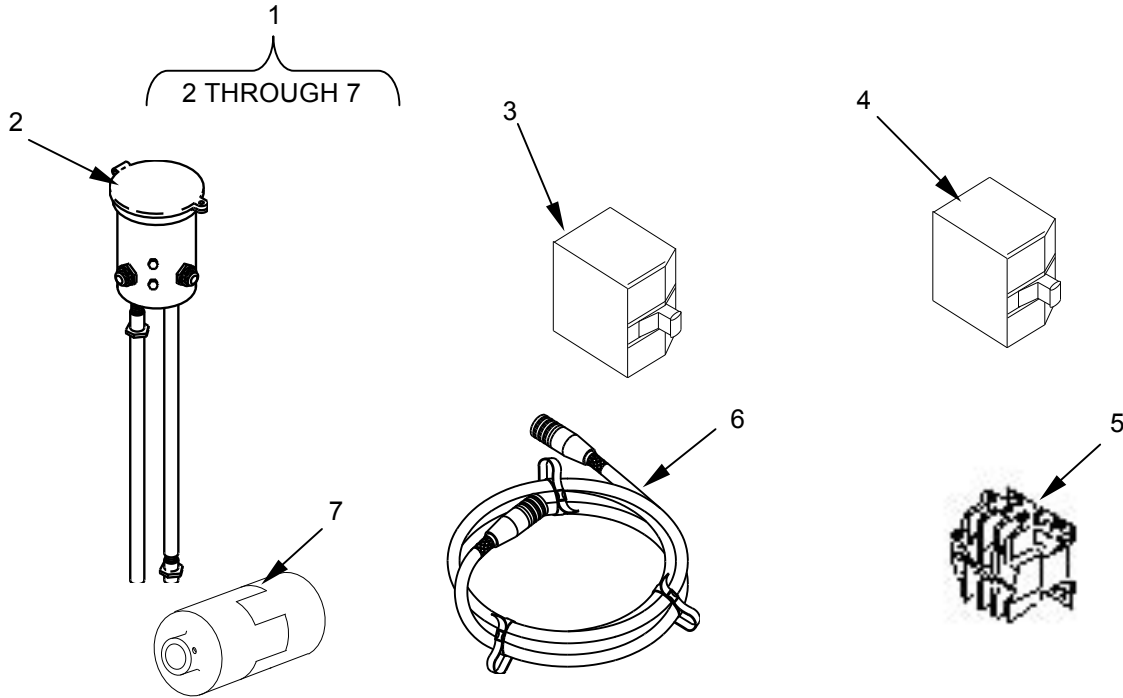


Figure 175. Cold Weather Modification System (MSCW 1)

(1) ITEM NO.	(2) SMR CODE	(3) NSN	(4) CAGEC	(5) PART NUMBER	(6) DESCRIPTION AND USABLE ON CODE (UOC)	(7) QTY
					GROUP 1600 MODIFICATION SYSTEM , COLD WEATHER	
					FIG. 175 COLD WEATHER MODIFICATION SYSTEM (MSCW 1)	
1	PAOOO	4610-01-423-7427	81337	9-1-0540-1	MODIFICATION KIT, COLD WEATHER.....	1
2	PAOZZ	4510-01-214-9139	81337	6-1-8285	. ADAPTER, ASSEMBLY.....	97
3	PAOZZ	5925-00-270-3998	82647	PDM-25	. CIRCUIT BREAKER	5
4	PAOZZ	5925-01-397-6052	81541	PR11-1-1.00-XX-S	. CIRCUIT BREAKER	5
5	PAOZZ	5945-01-497-6064	90598	60811-100	. RELAY, ELECTROMAGNETIC	5
6	XDOZZ		81337	910613	. CORD EXT 20A, 50 FT, MIL TO COMMERCIAL.....	34
7	PAOZZ	3010-01-482-1577	90598	60634-1	. COUPLING, SHAFT, RIGID	5
END OF FIGURE						

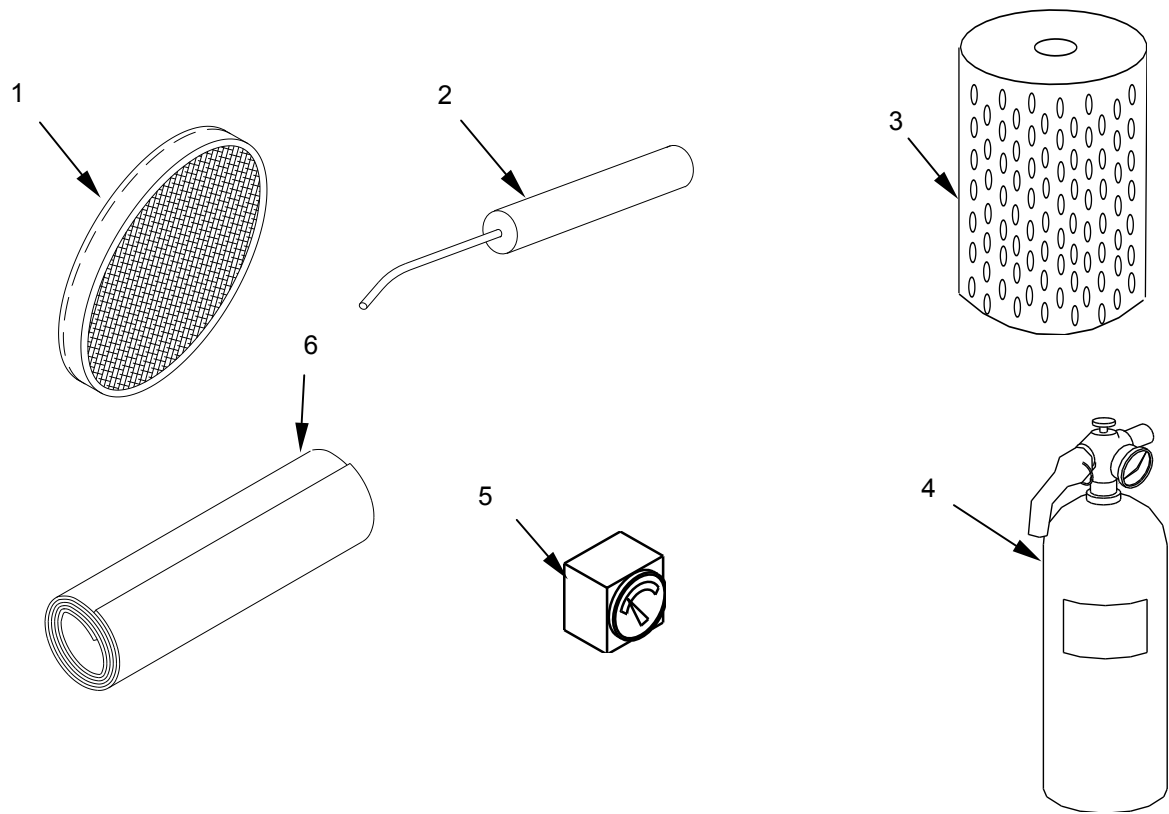


Figure 176. Cold Weather Modification System (MSCW 2)

(1) ITEM NO.	(2) SMR CODE	(3) NSN	(4) CAGEC	(5) PART NUMBER	(6) DESCRIPTION AND USABLE ON CODE (UOC)	(7) QTY
					GROUP 1600 MODIFICATION SYSTEM , COLD WEATHER	
					FIG. 176 COLD WEATHER MODIFICATION SYSTEM (MSCW 2)	
1	PAOZZ	4130-01-415-7300	81337	9-1-0146	. DUCT ADAPTER KIT, AIR CONDITIONER.....	30
2	PAOZZ	5977-01-544-6774	98255	60731-100	. ELECTRODE.....	20
3	PAOZZ	2910-01-312-1406	58536	A-A-52460	. FILTER, FLUID	5
4	PAOZZ	4210-00-889-2491	58536	AA393-A1C	. EXTINGUISHER, FIRE.....	18
5	PAOZZ	6685-01-496-9994	61049	4306317	. GAGE, PRESSURE, DIAL, INDICATING	5
6	MOOZZ	7220-01-469-3424	81337	9-1-0189-1	. MATTING FLOOR MAKE FROM NSN 7220002544240, CUT TO 32 FT	36
END OF FIGURE						

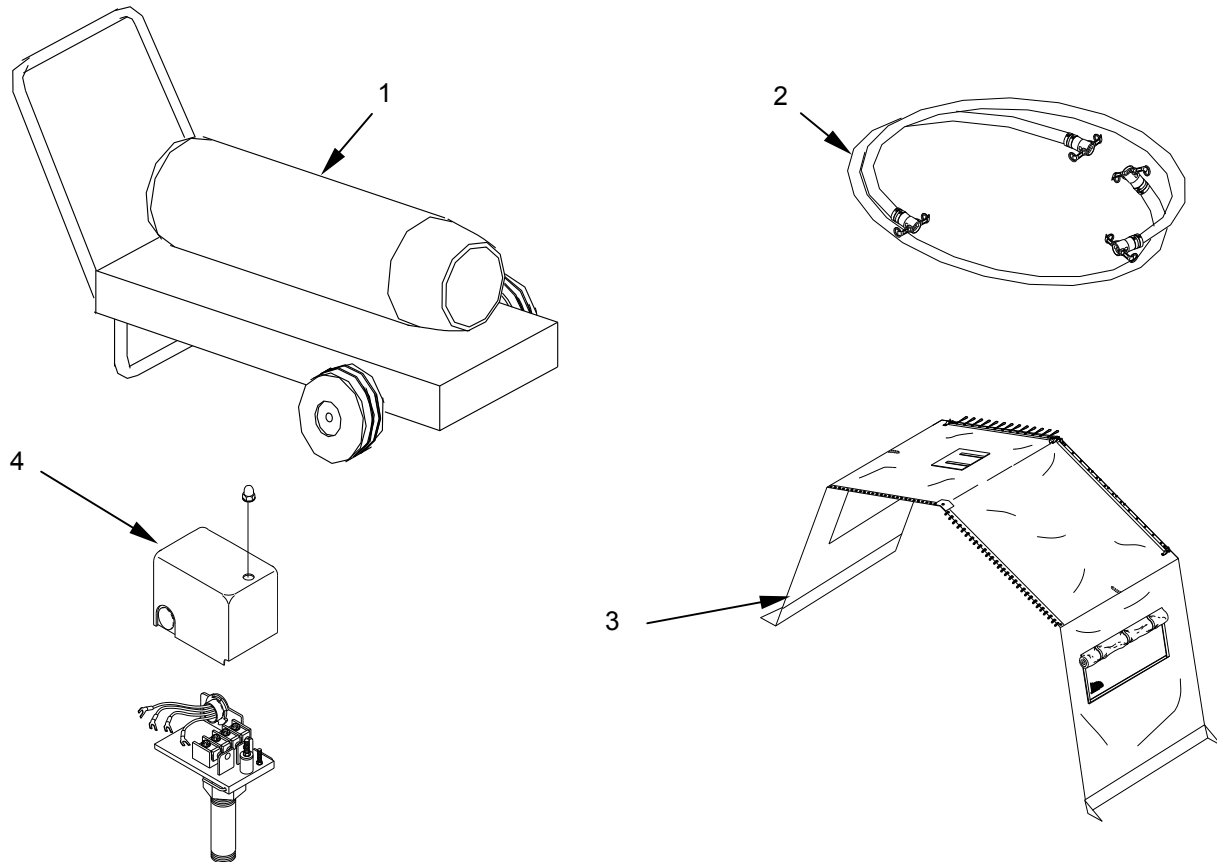


Figure 177. Cold Weather Modification System (MSCW 3)

(1) ITEM NO.	(2) SMR CODE	(3) NSN	(4) CAGEC	(5) PART NUMBER	(6) DESCRIPTION AND USABLE ON CODE (UOC)	(7) QTY
					GROUP 1600 MODIFICATION SYSTEM , COLD WEATHER	
					FIG. 177 COLD WEATHER MODIFICATION SYSTEM (MSCW 3)	
1	XDOZZ		25795	3VE50	. HEATER, 110K BTUH, PORTABLE, DIESEL/KEROSENE/JP8	6
2	XDOZZ		81337	910167	. HOSE ASSY, FOOD PREP	8
3	PAOZZ	8340-01-443-7338	81349	MIL-T-44243	. TENT	4
4	PAOZZ	5930-01-397-7317	09157	R70-2-HCQ-238	. SWITCH, PRESSURE	5
END OF FIGURE						

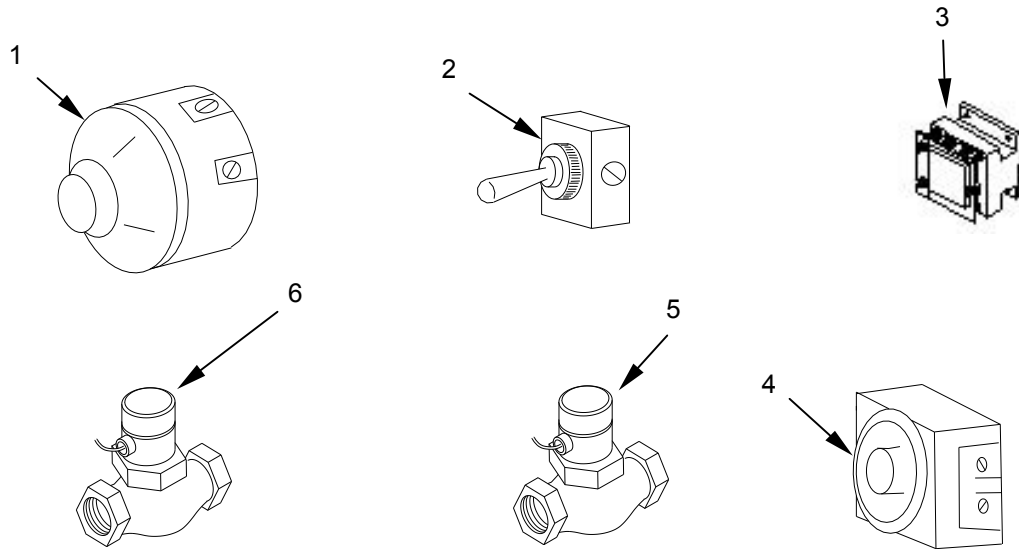


Figure 178. Cold Weather Modification System (MSCW 4)

(1)	(2)	(3)	(4)	(5)	(6)	(7)
ITEM NO.	SMR CODE	NSN	CAGEC	PART NUMBER	DESCRIPTION AND USABLE ON CODE (UOC)	QTY
					GROUP 1600 MODIFICATION SYSTEM , COLD WEATHER	
					FIG. 178 COLD WEATHER MODIFICATION SYSTEM (MSCW 4)	
1	PAOZZ	5930-01-399-3255	28057	12804	. SWITCH, ROTARY.....	5
2	PAOZZ	5930-00-683-1626	96906	MS24523-30	. SWITCH, TOGGLE.....	5
3	XDOZZ		90598	604341	. TRANSFORMER, REMOTE.....	5
4	PAOZZ	6685-00-893-9020	92878	68279	. THERMOSTAT, SPECIAL.....	2
5	PAOZZ	4810-01-290-4925	73212	3X290	. VALVE, SOLENOID.....	5
6	PAOZZ	4810-01-291-9533	73212	6X409	. VALVE, SOLENOID.....	5
END OF FIGURE						

UNIT AND DIRECT SUPPORT MAINTENANCE

FORCE PROVIDER MODIFICATION SYSTEM, COLD WEATHER
 FP MODULE, TAN: NSN 5419-01-473-2297
 FP MODULE, GREEN: NSN 5419-01-473-2294

COLD WEATHER KIT SITE PREPARATION EQUIPMENT

REPAIR PARTS LIST

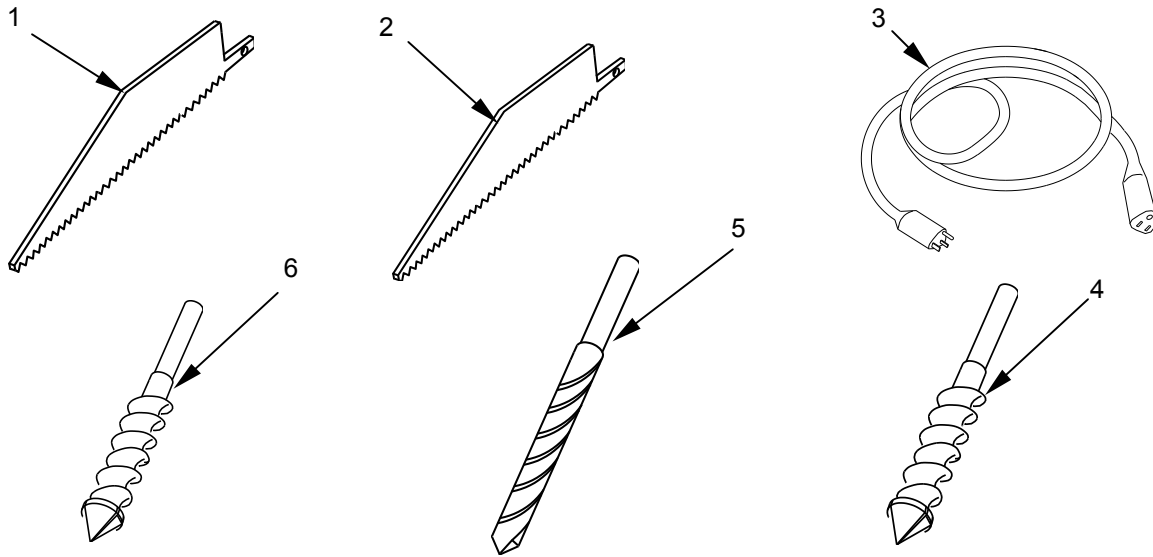


Figure 179. Cold Weather Kit Site Preparation Equipment (MSCW 1)

(1) ITEM NO.	(2) SMR CODE	(3) NSN	(4) CAGEC	(5) PART NUMBER	(6) DESCRIPTION AND USABLE ON CODE (UOC)	(7) QTY
GROUP 1601 SITE PREPARATION EQUIPMENT						
FIG. 179 COLD WEATHER KIT SITE PREPARATION EQUIPMENT (MSCW 1)						
1	PAOZZ	5130-00-275-1204	80244	5130-00-275-1204	. BLADE, RECIPRICATING SAW	1
2	PAOZZ	5130-00-275-1203	81337	002751203	. BLADE, RECIPRICATING SAW	1
3	PAOZZ	6150-01-413-9314	81337	9-1-0183	. CABLE ASSEMBLY, SPECIAL PURPOSE, ELECTRICAL	20
4	XDOZZ		11239	220657	. DRILL BIT, TE-Y 1-1/4-36	4
5	XDOZZ		11239	220637	. DRILL BIT, TE-Y 5/8-21	8
6	XDOZZ		81337	910601	. STAKE DRIVING TOOL, LOCKING	4
END OF FIGURE						

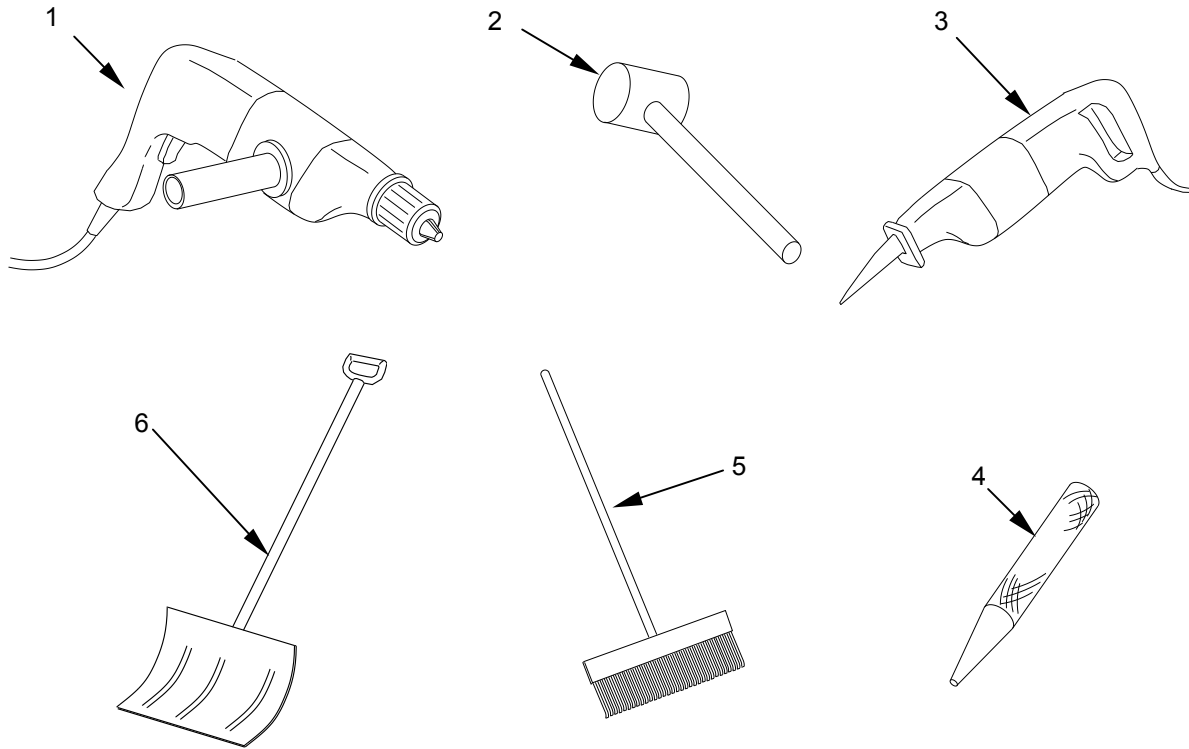


Figure 180. Cold Weather Kit Site Preparation Equipment (MSCW 2)

(1) ITEM NO.	(2) SMR CODE	(3) NSN	(4) CAGEC	(5) PART NUMBER	(6) DESCRIPTION AND USABLE ON CODE (UOC)	(7) QTY
GROUP 1601 SITE PREPARATION EQUIPMENT						
FIG. 180 COLD WEATHER KIT SITE PREPARATION EQUIPMENT (MSCW 2)						
1	PAOZZ	5130-01-136-0954	55719	TE70-ACT	. HAMMER, ROTARY, ELECTRIC, PORTABLE.....	4
2	PAOZZ	5120-00-293-3399	80244	5120-00-293- 3399	. MALLET, RUBBER.....	12
3	PAOZZ	5130-00-819-7767	80244	5130-00-819- 7767	. SAW RECIPROCATING, PORTABLE, ELECTRIC	1
4	PAOZZ	5120-00-595-9531	05047	B107.48	. PUNCH, ALIGNING	12
5	XDOZZ		81337	910605	. RAKE, SNOW, COMMERCIAL.....	86
6	XDOZZ		81337	910604	. SHOVEL, SNOW, PLASTIC, COMMERCIAL.....	86
END OF FIGURE						

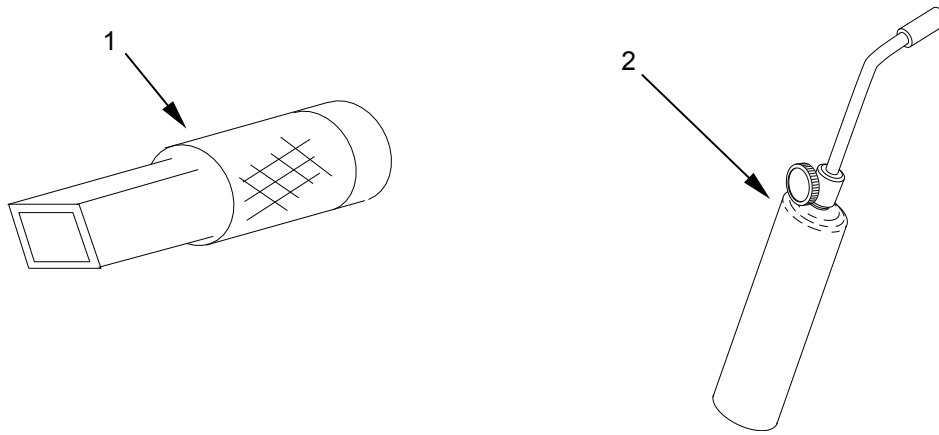


Figure 181. Cold Weather Kit Site Preparation Equipment (MSCW 3)

(1) ITEM NO.	(2) SMR CODE	(3) NSN	(4) CAGEC	(5) PART NUMBER	(6) DESCRIPTION AND USABLE ON CODE (UOC)	(7) QTY
					GROUP 1601 SITE PREPARATION EQUIPMENT	
					FIG. 181 COLD WEATHER KIT SITE PREPARATION EQUIPMENT (MSCW 3)	
1	XDOZZ		11239	220702	DRIVING BIT, STAKE, TE-Y-RD3/4	4
2	PAOZZ	3439-00-542-0531	58536	A-A-51128	TORCH KIT, SOLDERING	4
END OF FIGURE						

UNIT AND DIRECT SUPPORT MAINTENANCE

FORCE PROVIDER MODIFICATION SYSTEM, COLD WEATHER
 FP MODULE, TAN: NSN 5419-01-473-2297
 FP MODULE, GREEN: NSN 5419-01-473-2294

HEAT TRACE HOSES, 1 1/4", 1 1/2", AND 2 1/2"

REPAIR PARTS LIST

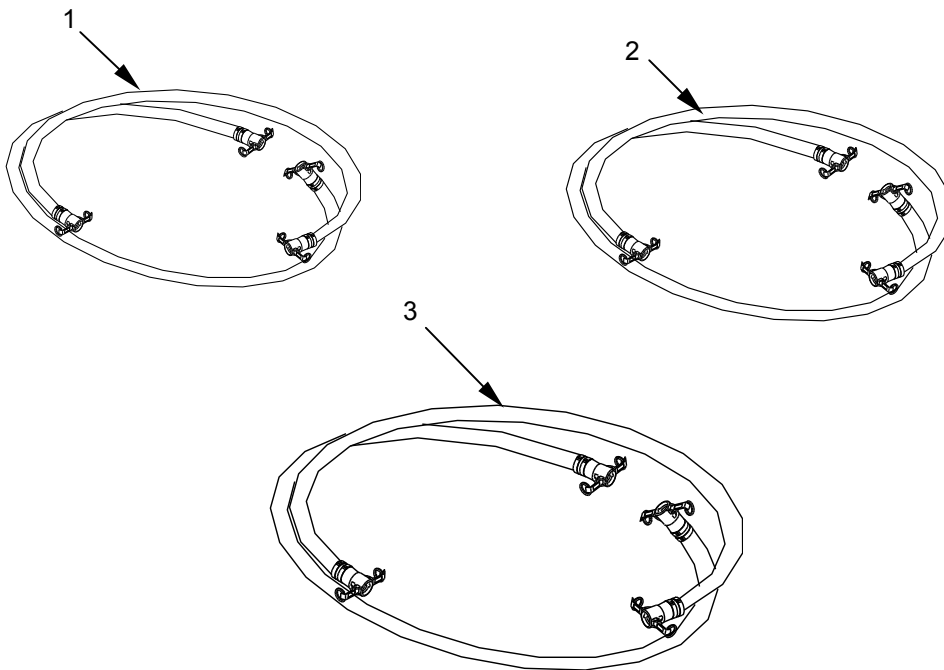


Figure 182. Heat Trace Hoses, 1 1/4", 1 1/2", AND 2 1/2"

(1) ITEM NO.	(2) SMR CODE	(3) NSN	(4) CAGEC	(5) PART NUMBER	(6) DESCRIPTION AND USABLE ON CODE (UOC)	(7) QTY
GROUP 1602 HEAT TRACE HOSES						
FIG. 182 HEAT TRACE HOSES 1 1/4", 1 1/2", AND 2 1/2"						
1	XDOZZ		81337	910612	HOSE, POTABLE WATER 1.5 IN X 75 FT HEAT TRACE.....	12
2	XDOZZ		81337	910608	HOSE WASTE WATER 2.5 IN X 75 FT HEAT TRACE	8
3	XDOZZ		81337	910610	HOSE, 1.25 IN X 25 FT HEAT TRACE.....	8
END OF FIGURE						

UNIT AND DIRECT SUPPORT MAINTENANCE

FORCE PROVIDER MODIFICATION SYSTEM, COLD WEATHER
 FP MODULE, TAN: NSN 5419-01-473-2297
 FP MODULE, GREEN: NSN 5419-01-473-2294

TRICON ADAPTER KIT

REPAIR PARTS LIST

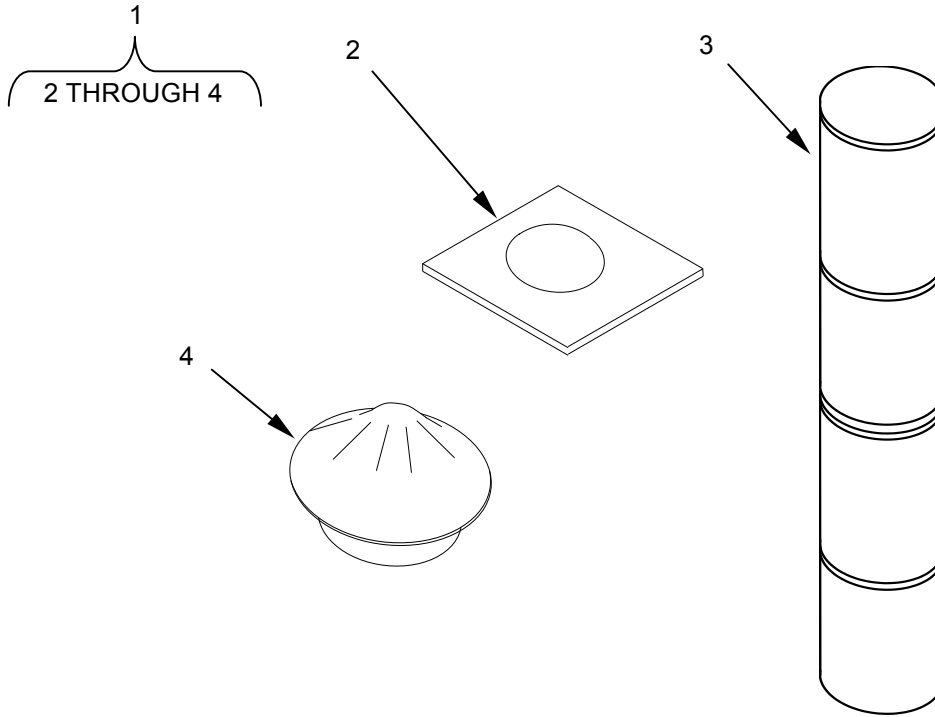


Figure 183. TRICON Adapter Kit (Water Heater Adapter Kit)

(1) ITEM NO.	(2) SMR CODE	(3) NSN	(4) CAGEC	(5) PART NUMBER	(6) DESCRIPTION AND USABLE ON CODE (UOC)	(7) QTY
					GROUP 1603 TRICON ADAPTER FIG. 183 TRICON ADAPTOR KIT (WATER HEATER ADAPTER KIT)	
1	XDOOO		81337	910609	. ADAPTER KIT, TRICON, WATER HEATER	12
2	XDOOO		3A054	1764K52	. ANGLE, FLANGE	1
3	XDOZZ		3A054	1766K15	. PIPE, 7-IN DIAMETER X 24-IN LONG ...	4
4	XDOZZ		3A054	1766K75	. RAIN CAP, 7-IN	4
END OF FIGURE						

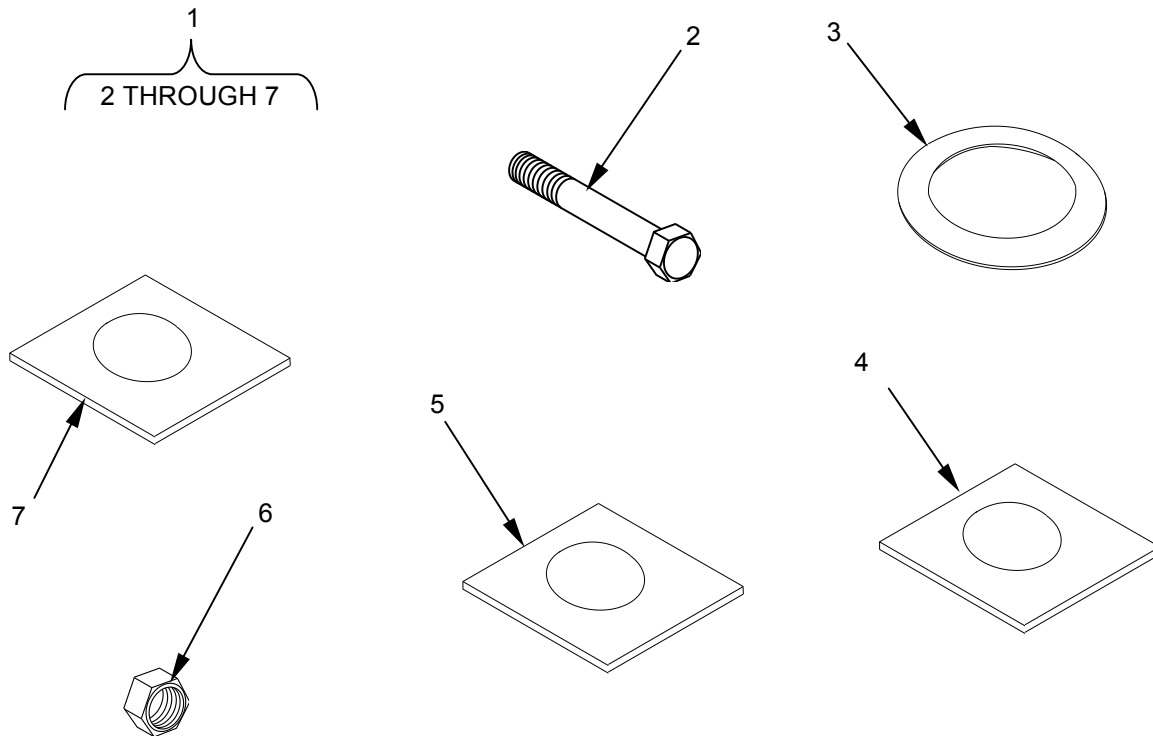


Figure 184. TRICON Adapter Kit (Modification Kit)

(1)	(2)	(3)	(4)	(5)	(6)	(7)
ITEM NO.	SMR CODE	NSN	CAGEC	PART NUMBER	DESCRIPTION AND USABLE ON CODE (UOC)	QTY
					GROUP 1603 TRICON ADAPTOR	
					FIG. 184 TRICON ADAPTER KIT (MODIFICATION KIT)	
1	XDOOO		81337	910607	. TRICON MODIFICATION KIT	4
2	XDOZZ		27595	4P302	. BOLT, HEX HEAD, 0.250-20 UNC X 1 IN	8
3	XDOZZ		81337	9106071	. COLLAR PLATE	1
4	XDOZZ		81337	9106074	. COVER PLATE	1
5	XDOZZ		81337	9106075	. GASKET	1
6	XDOZZ		25795	5L186	. NUT, LOCK 0.250-20 UNC	8
7	XDOZZ		81337	9106072	. WEB PLATE	1
END OF FIGURE						

UNIT AND DIRECT SUPPORT MAINTENANCE

FORCE PROVIDER MODIFICATION SYSTEM, COLD WEATHER
 FP MODULE, TAN: NSN 5419-01-473-2297
 FP MODULE, GREEN: NSN 5419-01-473-2294

ASH

REPAIR PARTS LIST

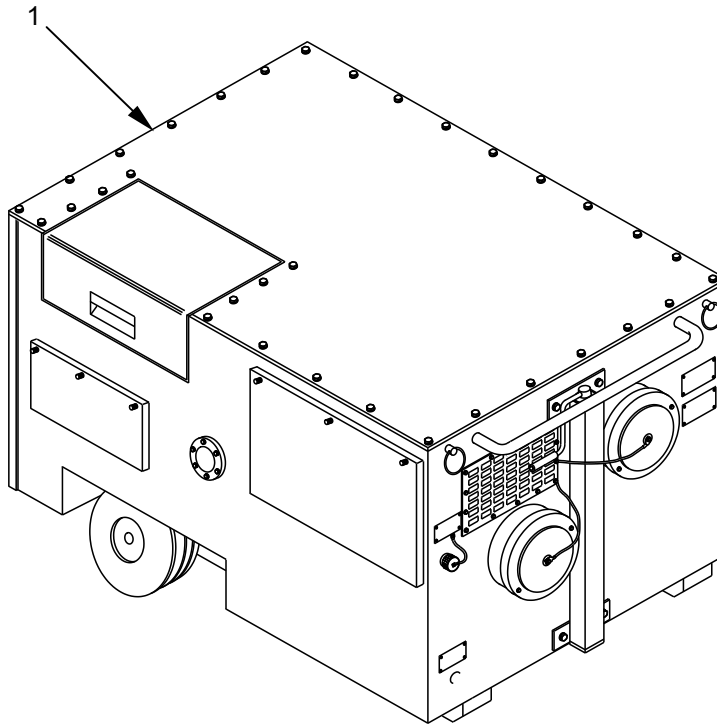


Figure 185. ASH

(1) ITEM NO.	(2) SMR CODE	(3) NSN	(4) CAGEC	(5) PART NUMBER	(6) DESCRIPTION AND USABLE ON CODE (UOC)	(7) QTY
					GROUP 1604 MSCW ASH	
					FIG. 185 ASH	
1	PAOZZ	4520-01-367-2739	90598	H120	HEATER, DUCT TYPE, PORTABLE.....	96
END OF FIGURE						

UNIT AND DIRECT SUPPORT MAINTENANCE

FORCE PROVIDER MODIFICATION SYSTEM, COLD WEATHER
 FP MODULE, TAN: NSN 5419-01-473-2297
 FP MODULE, GREEN: NSN 5419-01-473-2294

TEMPER

REPAIR PARTS LIST

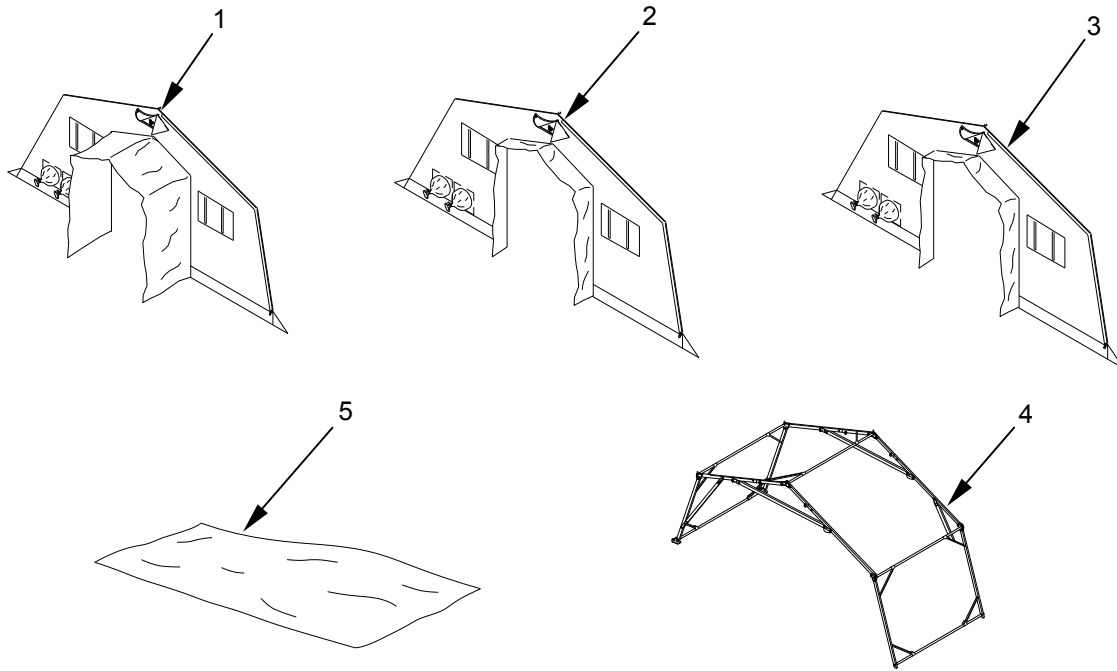


Figure 186. TEMPER (MSCW 1)

(1) ITEM NO.	(2) SMR CODE	(3) NSN	(4) CAGEC	(5) PART NUMBER	(6) DESCRIPTION AND USABLE ON CODE (UOC)	(7) QTY
					GROUP 1605 MSCW TEMPER	
					FIG. 186 TEMPER (MSCW 1)	
1	XDOZZ		81337	910602	. ENDWALL, TEMPER, TRICON.....	4
2	XDOZZ		81337	910606	. ENDWALL, TEMPER, ISO, END OPENING	1
3	XDOZZ		81337	910603	. ENDWALL, TEMPER, VEHICLE	2
4	PAOZZ	8340-01-238-8101	81349	MIL-F-44251	. FRAME SECTION, TENT	4
5	PAOZZ	8340-01-186-3025	81349	MIL-T-44243	. FLOOR, TENT	16
END OF FIGURE						

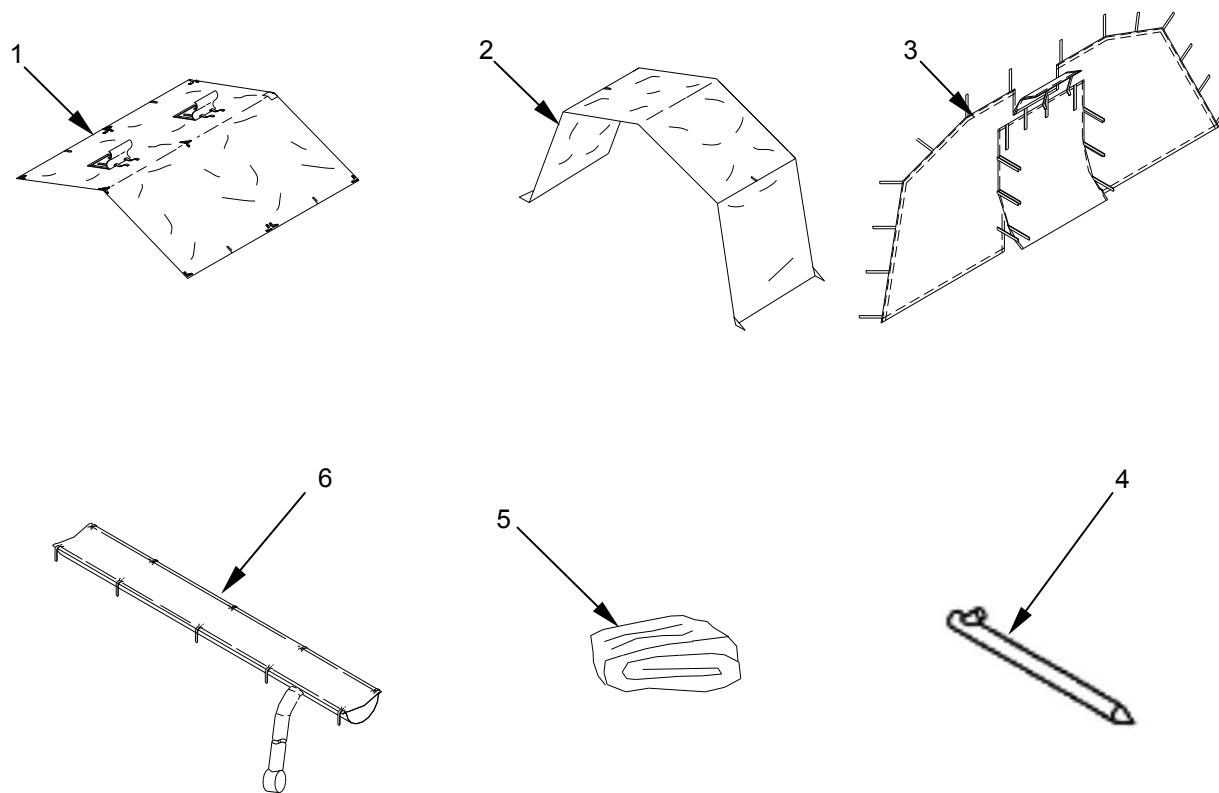


Figure 187. TEMPER (MSCW 2)

(1) ITEM NO.	(2) SMR CODE	(3) NSN	(4) CAGEC	(5) PART NUMBER	(6) DESCRIPTION AND USABLE ON CODE (UOC)	(7) QTY
					GROUP 1605 MSCW TEMPER	
					FIG. 187 TEMPER (MSCW 2)	
1	PAOZZ	8340-01-186-3018	81349	MIL-T-44243	. FLY, TENT UOC:FSQ	2
2	PAOZZ	8340-01-211-9636	81349	MIL-T-44243	. TENT, LINER UOC:FSQ	4
3	PAOZZ	8340-01-186-3032	81349	MIL-T-44243	. PARTITION UOC:FSQ	2
4	PAOZZ	8340-00-985-7461	81349	MIL-P-501	. PIN, TENT	636
5	PAOZZ	8340-01-443-7335	81349	MIL-T-44243	. TENT	6
6	PAOZZ	8340-01-186-3035	81349	MIL-T-44243	. PLENUM, TENT UOC:FSN.....	6
END OF FIGURE						

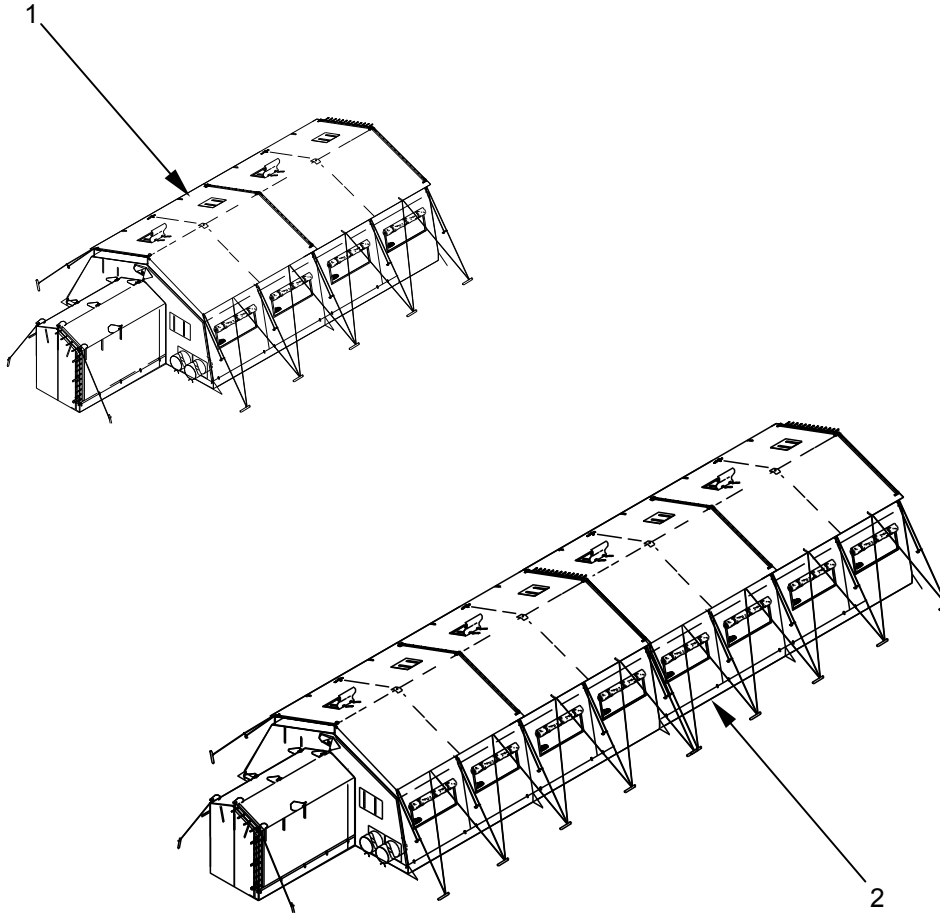


Figure 188. TEMPER (MSCW 3)

(1) ITEM NO.	(2) SMR CODE	(3) NSN	(4) CAGEC	(5) PART NUMBER	(6) DESCRIPTION AND USABLE ON CODE (UOC)	(7) QTY
					GROUP 1605 MSCW TEMPER FIG. 188 TEMPER (MSCW 3)	
1	PAOZZ	8340-01-196-6272	81349	MIL-DTL-44271	. TENT	6
2	PAOZZ	8340-01-445-4705	81349	MIL-DTL-44271B	. TENT	6
END OF FIGURE						

UNIT AND DIRECT SUPPORT MAINTENANCE

FP MODULE, TAN: NSN 5419-01-473-2297
FP MODULE, GREEN: NSN 5419-01-473-2294

MODIFICATION SYSTEM POWER GENERATION: NSN 6120-01-516-6424
MODIFICATION SYSTEM, COLD WEATHER: NSN 4610-01-423-7427
MODIFICATION SYSTEM, PRIME POWER: NSN 6120-01-516-7538

SPECIAL TOOLS LIST

There are no special tools required.

UNIT AND DIRECT SUPPORT MAINTENANCE

FP MODULE, TAN: NSN 5419-01-473-2297

FP MODULE, GREEN: NSN 5419-01-473-2294

MODIFICATION SYSTEM POWER GENERATION: NSN 6120-01-516-6424

MODIFICATION SYSTEM, COLD WEATHER: NSN 4610-01-423-7427

MODIFICATION SYSTEM, PRIME POWER: NSN 6120-01-516-7538

NATIONAL STOCK NUMBER INDEX

STOCK NUMBER	FIG	ITEM	STOCK NUMBER	FIG	ITEM
2940-00-007-4791	141	6	4820-00-200-0745	117	11
4720-00-021-3320	168	2	4730-00-203-1010	57	4
5920-00-050-4970	118	7		114	11
3590-00-058-1837	93	2	5935-00-211-1848	130	7
7125-00-063-6277	156	8	4730-00-221-3938	88	8
4820-00-073-8405	104	3	3510-00-222-1457	14	2
	134	1	5120-00-224-1389	91	13
5330-00-075-3268	115	10	5440-00-227-1593	92	8
5930-00-084-1518	112	14	4720-00-229-0662	57	1
4730-00-084-7435	116	5	7810-00-233-6200	154	1
5330-00-088-9167	115	6	7810-00-233-6201	158	3
4010-00-106-5657	105	1	7820-00-234-8461	154	2
5935-00-114-8833	53	4	5120-00-240-5328	92	12
8520-00-129-0803	93	10	5120-00-240-5328	111	2
4730-00-141-3195	113	4	5310-00-241-6667	170	8
6150-001-470-1916	33	2	5120-00-242-0762	91	4
6240-00-152-2987	110	14	7810-00-242-4317	157	4
7240-00-160-0440	4	3	7810-00-242-4318	157	3
7420-00-160-0440	13	5	7810-00-242-4322	157	2
7240-00-160-0440	27	5	7810-00-242-4345	157	10
	72	1	5310-00-245-8826	170	9
	95	3	7810-00-247-2901	157	9
3030-00-160-8295	118	3	7810-00-249-3462	144	8
7240-00-161-1143	4	4	4720-00-255-9032	10	5
	13	6		19	6
	27	6		36	5
	72	2		79	6
	95	4	4720-00-255-9032	101	5
3590-00-161-6913	93	8		134	8
8590-00-170-8462	93	7		163	6
4010-00-171-4512	88	4	4720-00-255-9034	10	6
3750-00-171-7182	92	1		19	5
7240-00-177-6154	49	2		36	6
	66	15		79	5
7240-00-177-6154	167	11		101	6
6685-00-179-4963	126	4		134	7
9905-00-196-1068	92	3		163	5
4730-00-196-1972	117	10	8340-00-261-9751	12	2
5930-00-197-3919	120	2		33	5
8340-00-198-7619	33	7		91	11
	33	7		129	3

STOCK NUMBER	FIG	ITEM	STOCK NUMBER	FIG	ITEM
8340-00-262-5767	129	10	5110-00-293-3435	92	4
5120-00-264-3796	92	11	5920-00-296-0454	118	8
	111	1	5975-00-296-5324	168	5
7810-00-264-9724	147	1	6250-00-334-6183	172	2
7920-00-267-1218	6	1	5930-00-357-6090	107	5
	15	2		134	3
	28	10	4730-00-360-0589	116	7
	74	1	4730-00-360-0592	113	11
	96	3	5330-00-360-0595	39	1
7930-00-269-1272	49	6		115	8
	110	9	4730-00-360-0710	114	9
	167	12	5331-00-364-9862	56	6
7105-00-269-8463	4	5	7240-00-404-9794	110	10
	14	3	4130-00-415-9392	10	2
	23	2		19	2
	95	5		36	2
	110	11		79	2
	150	7		101	2
5925-00-270-3998	175	3		163	2
4710-00-273-1041	91	12	5120-00-449-8083	23	6
7810-00-273-9564	146	5	4730-00-485-5055	117	7
4730-00-274-5828	112	11	6150-00-485-6149	151	2
5130-00-275-1203	179	2	4540-00-518-1329	134	10
5130-00-275-1204	179	1	3030-00-528-3771	141	9
5120-00-277-1480	111	3	5945-00-534-7805	108	2
4730-00-277-6204	141	2		135	6
4730-00-278-2523	112	9	5920-00-539-6920	141	7
5920-00-280-4960	131	5	3439-00-542-0531	181	2
5920-00-284-6787	118	6	4730-00-542-4030	85	13
5331-00-291-3085	56	5	4730-00-542-4031	85	7
5340-00-292-0896	91	10	4720-00-542-4668	141	8
5110-00-293-2336	91	2	5930-00-551-0458	109	1
5120-00-293-3336	6	2		134	14
	14	5	5330-00-551-4572	115	7
	29	3	6210-00-583-9349	142	8
	50	5	4730-00-595-1103	12	5
	75	2		110	5
	96	4	5120-00-595-9531	180	4
	156	9	8110-00-597-2353	15	3
	167	9		28	1
5120-00-293-3399	180	2		73	1

STOCK NUMBER	FIG	ITEM	STOCK NUMBER	FIG	ITEM
	111	11	3030-00-850-5830	118	5
5330-00-612-2414	115	9	4930-00-855-8739	169	4
5330-00-612-3916	119	2	8110-00-856-6243	170	1
5330-00-612-3917	119	3	8110-00-856-6244	22	5
5950-00-627-6753	133	5		167	7
7810-00-634-0187	158	4	8110-00-856-6246	167	8
4730-00-640-6156	57	5	4730-00-858-3490	67	8
4730-00-640-6188	58	1	7810-00-859-5591	152	7
	117	3	4730-00-869-5246	116	12
4730-00-649-9100	72	5	4730-00-877-6298	112	12
7810-00-663-0252	158	2	5975-00-878-3791	12	8
7810-00-663-0546	158	5		49	4
7920-00-682-6861	6	5		51	3
	13	8		111	13
	28	11		172	5
	72	3	4820-00-887-9519	112	13
	97	4	4730-00-889-2382	39	4
5930-00-683-1626	178	2		46	6
5977-00-708-3693	133	9	4120-00-889-2491	5	2
5306-00-720-8260	140	4		13	10
5305-00-723-9387	170	11		28	12
4730-00-726-9347	112	10		73	3
5305-00-727-6804	170	4		95	7
4720-00-729-5334	14	7		152	3
	39	2		167	5
	113	1		176	4
5315-00-753-3882	91	8	4210-00-889-2492	50	1
5315-00-753-3884	91	7	4720-00-893-4339	54	3
6840-00-753-4797	93	5		58	5
6680-00-777-9797	104	2	6685-00-893-9020	178	4
8415-00-782-2809	132	5	5330-00-899-4509	23	7
	165	4		56	4
3030-00-809-7702	106	5		115	11
	135	11	5120-00-900-6098	6	3
5120-00-809-9450	91	9		13	7
5130-00-819-7767	180	3		29	4
4730-00-823-5316	115	3		75	3
7810-00-823-9840	146	6		92	6
6240-00-824-4675	110	7		97	1
3510-00-841-8384	14	6		157	1
4730-00-842-0850	87	5	4510-00-903-6378	111	8

STOCK NUMBER	FIG	ITEM	STOCK NUMBER	FIG	ITEM
4730-00-908-3193	85	3	8340-00-985-7461	12	6
	115	12		28	6
4730-00-908-3194	85	2		33	6
4130-00-922-2439	106	3		76	5
4130-00-922-7083	118	9		129	4
7920-00-926-5243	4	1		160	2
	13	9		187	4
	27	3	5975-00-990-5354	139	7
	71	2	7810-00-995-2055	144	6
	95	1	5320-01-004-0238	106	4
5120-00-926-7116	5	4	5935-01-005-3579	131	6
	14	8	4130-01-011-0543	103	5
	28	9		134	9
	73	5	5120-01-013-1676	92	7
	91	6		110	3
	96	2		167	10
	154	3	6110-01-013-6482	133	2
4730-00-929-0791	117	6	5970-01-013-9367	173	7
3920-00-929-8588	14	1	5970-01-013-9369	173	6
	28	2	5120-01-018-6729	172	7
6210-00-935-6919	142	10	4730-01-019-7432	117	8
8105-00-935-7101	60	2	4730-01-020-2078	115	2
5305-00-941-3579	170	3	4730-01-020-4762	113	3
7810-00-944-9697	153	7	4730-01-020-4763	116	11
4730-00-948-1719	113	6	4730-01-020-7204	113	2
4730-00-948-1720	113	10	4730-01-020-7205	114	10
4730-00-948-1721	114	5	5935-01-024-4275	130	10
4730-00-948-1722	114	6	4940-01-025-5289	133	4
4030-00-948-7315	170	6	4730-01-042-5265	116	10
4730-00-951-3295	44	7	4730-01-051-0322	113	12
	58	4	7830-01-055-8565	146	3
	74	5	4730-01-064-0560	58	2
	111	10		111	9
	117	9	4730-01-073-5852	113	5
4730-00-951-3298	115	13	7195-01-077-5414	156	3
5120-00-965-0879	91	3	7195-01-077-5416	156	1
4020-00-968-1356	111	7	7195-01-078-3927	156	2
4930-00-973-2589	169	2	4130-01-078-4285	118	4
4730-00-980-9411	114	1	7810-01-082-6452	147	3
4330-00-983-0998	111	6	7810-01-083-9827	158	9
5975-00-985-6630	2	24	5313-01-105-7350	170	10

STOCK NUMBER	FIG	ITEM	STOCK NUMBER	FIG	ITEM
5935-01-107-5291	130	8	4730-01-186-0821	58	3
2330-01-108-7367	43	1		115	14
5935-01-111-7195	131	7	8340-01-186-3008	129	5
5120-01-112-8351	91	5	8340-01-186-3009	129	6
5120-01-112-8351	135	13	8340-01-186-3010	34	6
5930-01-113-5628	121	5	8340-01-186-3018	35	1
4930-01-120-7426	51	6		35	1
3895-01-121-6391	126	3		76	1
5935-01-122-3249	131	9		187	1
4620-01-123-4091	155	6	8340-01-186-3019	34	4
5920-01-123-5836	121	18		98	1
5925-01-128-6284	130	2	8340-01-186-3024	34	3
5130-01-136-0954	180	1	8340-01-186-3025	186	5
5935-01-136-4017	131	8	8340-01-186-3026	34	5
5330-01-138-2108	115	4	8340-01-186-3027	34	7
4730-01-139-4511	85	6	8340-01-186-3029	35	5
	113	7		35	5
5330-01-141-1864	112	3	8340-01-186-3030	12	7
4730-01-143-1421	116	8		35	6
8110-01-143-4864	50	2	8340-01-186-3032	187	3
5980-01-145-7162	133	3	8340-01-186-3035	7	2
4130-01-145-9466	103	3		35	3
4130-01-145-9466	134	6		76	4
3030-01-146-8016	135	12		98	3
5930-01-149-2976	121	4		129	7
9540-01-149-3804	2	2		187	6
5940-01-150-1424	172	9	8340-01-186-3036	35	4
5945-01-155-8680	133	6	8340-01-186-3036	76	6
4820-01-159-0439	112	4	5930-01-187-9923	121	2
4820-01-161-0911	116	3	5930-01-188-2320	121	3
5977-01-161-6680	133	8	7310-01-190-9816	119	4
4520-01-162-0385	84	1	8340-01-196-6272	8	1
5935-01-164-5238	131	1		99	1
4730-01-164-9254	113	9		188	1
4110-01-166-3579	82	1	8340-01-198-7619	34	4
5430-01-170-6984	22	1	8340-01-198-7620	8	4
4720-01-174-8173	86	7		76	2
5970-01-182-7761	173	9		98	1
8340-01-185-2628	8	3	8340-01-198-7621	34	5
	99	1	3990-01-204-3009	2	13
8340-01-185-3019	8	2		110	15

STOCK NUMBER	FIG	ITEM	STOCK NUMBER	FIG	ITEM
4540-01-210-2695	124	4		76	3
4820-01-210-5605	57	2		98	2
8340-01-211-6788	33	1		110	13
	76	2		160	1
8340-01-211-9636	187	2	4710-01-242-2315	119	5
4730-01-212-5809	115	1	5330-01-242-2713	115	5
8340-01-213-6003	34	2	6110-01-242-6691	7	3
	34	2		12	3
8340-01-213-9566	35	2		33	3
6150-01-214-0135	15	4		76	9
	74	2		98	4
	110	6		129	2
4730-01-214-3621	114	8		160	3
4510-01-214-9139	175	2	4320-01-245-6936	42	1
3610-01-219-6780	92	5	6150-01-247-4779	59	3
4720-01-220-1419	129	8	6150-01-250-0044	59	6
6150-01-220-5588	4	2	6150-01-250-3643	59	5
	15	1	6110-01-251-0402	7	5
	23	4		12	4
	27	4		33	4
	71	4		76	7
	95	2		98	6
	111	5		160	5
	150	3	6150-01-251-9125	49	8
6685-01-221-9159	124	2		59	8
4540-01-222-0993	133	12	4730-01-254-0217	117	2
4510-01-223-2422	85	11	6150-01-256-6299	9	4
4730-01-223-4931	114	4	6150-01-256-6299	18	4
4730-01-225-6908	116	9		26	4
4730-01-226-3302	87	1		32	4
5330-01-226-8214	66	7		59	7
4730-01-231-2789	113	8		78	4
4730-01-233-0796	85	4		100	4
5430-01-237-3659	54	1		162	4
4520-01-237-8038	133	13	6150-01-256-6300	9	5
4730-01-238-0794	114	2		18	5
8340-01-238-8101	186	4		26	5
8340-01-239-7001	33	8		32	5
8340-01-239-7002	34	1		78	5
6230-01-242-2016	7	1		100	5
	14	4		162	5

STOCK NUMBER	FIG	ITEM	STOCK NUMBER	FIG	ITEM
6150-01-256-6301	59	2		162	1
6150-01-256-6304	9	3	2940-01-310-4495	70	6
	18	3	2910-01-310-6566	70	3
	26	3	2910-01-312-1406	176	3
	32	3	7930-01-316-6008	49	5
	78	3		167	4
	100	3	2990-01-323-0307	137	10
	162	3	8340-01-325-0131	77	3
5910-01-256-8778	123	3	5331-01-325-5810	70	4
3030-01-256-8795	123	2	4240-01-328-4878	70	5
4730-01-257-1508	117	1	6105-01-331-1064	119	6
5315-01-258-6496	170	5	8105-01-331-3704	60	2
4320-01-260-0573	88	14	3020-01-333-3045	11	3
3030-01-260-4409	123	4		20	3
5315-01-260-6624	129	9		37	3
5330-01-262-5120	56	2		80	3
8340-01-263-2546	33	1		102	3
8340-01-263-2546	76	2		135	2
3120-01-267-0146	119	7		164	3
5945-01-274-9098	121	8	5355-01-333-5121	134	12
7360-01-277-2558	81	1	7305-01-333-8493	75	1
4540-01-277-5805	124	3	7125-01-334-3159	29	1
9330-01-281-0337	49	7	7240-01-337-5268	50	4
5945-01-288-5630	108	1		167	2
5945-01-288-5630	135	8	7240-01-337-5269	50	3
4810-01-290-4925	178	5		66	3
4810-01-291-9533	178	6		167	3
8530-01-293-1384	93	3	6240-01-344-9507	139	13
4130-01-300-6608	103	1	4730-01-347-0348	116	4
			4730-01-347-0349	117	5
7310-01-302-1173	155	1	4730-01-347-8545	114	7
8520-01-303-4039	93	4	8530-01-347-9576	93	6
3020-01-305-7013	135	3	2815-01-353-7523	70	2
6150-01-307-9446	59	1	4320-01-357-1930	62	1
			6685-01-357-7533	133	7
6150-01-308-5671	9	1	2910-01-359-4971	141	5
	18	1	4730-01-363-8061	66	4
	26	1		67	2
	32	1		68	2
	78	1	7240-01-365-5317	72	4
	100	1	2940-01-365-6535	141	3

STOCK NUMBER	FIG	ITEM	STOCK NUMBER	FIG	ITEM
	142	3	6110-01-413-6473	74	4
2910-01-366-7293	142	14	6150-01-413-9314	28	3
4520-01-367-2739	185	1		110	8
5120-01-368-1646	171	6		131	3
8530-01-371-0055	93	9		179	3
7310-01-374-5832	90	1	4730-01-415-3846	57	3
4730-01-374-7180	116	6	8145-01-415-4113	2	6
5120-01-375-4373	171	5	8145-01-415-4116	2	7
6150-01-377-4826	59	4	4730-01-415-6403	38	1
6150-01-377-4827	9	2	4730-01-415-6420	38	2
	18	2	4730-01-415-6423	60	5
	26	2	2910-01-415-6890	167	6
	32	2	7110-01-415-6895	13	3
	78	2		28	7
	100	2		97	3
	162	2		158	6
2940-01-378-1130	141	4	7110-01-415-6896	27	2
4130-01-378-1130	142	2		71	3
6110-01-381-7014	126	5	4730-01-415-7250	60	4
3040-01-387-4048	1	3		66	5
5970-01-388-1999	173	8		68	8
5310-01-389-6965	140	3		69	4
4110-01-389-9182	83	1	4720-01-415-7252	66	8
5930-01-391-1529	171	3		68	5
6685-01-391-7560	139	5	4710-01-415-7254	61	1
8340-01-392-0924	34	8		66	13
6150-01-392-4191	49	3	4710-01-415-7259	61	2
6150-01-392-4191	110	2	4710-01-415-7259	66	14
4730-01-393-0988	85	8	8145-01-415-7267	2	5
5925-01-397-6052	175	4	4130-01-415-7300	5	1
5930-01-397-7317	177	4		12	9
5930-01-399-3255	178	1		27	7
6150-01-406-9533	168	3		72	6
6685-01-407-2287	142	9		95	6
4110-01-412-8896	151	3		135	9
6150-01-413-2235	13	1		152	1
	28	8		176	1
	38	3	5430-01-415-7432	169	3
	74	3	7360-01-415-7454	73	2
	131	2	4730-01-415-7977	60	3
4730-01-413-3398	23	5		66	12

STOCK NUMBER	FIG	ITEM	STOCK NUMBER	FIG	ITEM
5930-01-423-5769	130	9	8340-01-443-7342	77	5
5930-01-423-5775	131	4	8340-01-443-7348	77	6
4610-01-423-7427	175	1	4330-01-444-3729	142	5
3030-01-423-8092	118	2	2910-01-444-3758	142	4
5925-01-425-8670	130	5	6685-01-444-9477	142	17
5925-01-425-8682	130	3	4820-01-445-1679	48	4
5925-01-425-8687	130	6	8340-01-445-4705	188	2
5925-01-425-8689	130	4	6350-01-445-9977	121	13
3510-01-425-8708	16	1	6645-01-446-1994	121	15
8110-01-428-9152	169	1	6105-01-446-5534	121	10
4730-01-432-4746	47	3	5330-01-452-0929	142	13
4120-01-432-6408	10	1	5965-01-452-4036	151	1
	19	1	5965-01-452-4039	157	11
	36	1	4130-01-453-0816	139	8
	79	1	7830-01-457-9089	149	1
	101	1	2910-01-460-8973	142	11
	163	1	6115-01-462-0291	168	1
3835-01-433-4191	67	1	4520-01-465-4430	45	3
3835-01-433-4194	68	1		46	3
3835-01-433-4195	66	1	7025-01-467-4709	168	4
7360-01-433-4201	85	1	7830-01-468-5784	143	8
4320-01-435-4873	44	1	7830-01-468-5801	143	13
5430-01-435-4882	47	1	7830-01-468-5802	143	3
4610-01-435-4884	38	4	7830-01-468-5807	143	5
4720-01-438-7649	41	4	7830-01-468-5812	143	6
4720-01-438-7649	65	3	7830-01-468-5816	143	7
4720-01-438-8343	86	8	7830-01-468-5823	143	9
4730-01-439-5790	112	6	7830-01-468-5832	143	10
4730-01-439-9316	112	5	7830-01-468-5833	143	11
6250-01-440-3638	140	6	7830-01-468-5836	143	12
6145-01-440-5706	171	2	7830-01-468-5837	143	14
4610-01-440-6834	45	4	7830-01-468-5840	143	15
	46	4	7830-01-468-5844	143	16
8340-01-443-7330	17	1	7830-01-468-5847	143	17
	77	1	7830-01-468-5849	143	18
8340-01-443-7332	17	1	7830-01-468-5853	143	19
	77	2	7830-01-468-5858	143	20
8340-01-443-7335	161	1	7830-01-468-5860	143	21
	187	5	7830-01-468-5863	143	22
8340-01-443-7338	161	2	7830-01-468-5867	143	23
	177	3	7830-01-468-5875	143	4

STOCK NUMBER	FIG	ITEM	STOCK NUMBER	FIG	ITEM
7830-01-468-6087	146	2	6105-01-469-2131	107	2
7830-01-468-6089	145	9		134	4
	146	1	5105-01-469-2132	107	3
7830-01-468-6090	145	1		134	5
7830-01-468-6110	159	3	5925-01-469-2482	107	1
7810-01-468-6113	153	8		134	11
7820-01-468-6114	153	11	5210-01-469-3423	92	10
7820-01-468-6115	153	12	7220-01-469-3424	5	3
7820-01-468-6116	153	10		13	2
7830-01-468-6117	146	4		28	5
7820-01-468-6585	153	9		73	4
7810-01-468-6954	152	8		96	1
7810-01-468-6998	152	4		152	6
7810-01-468-6999	152	5		176	6
7810-01-468-7147	159	1	4820-01-469-5785	112	17
7810-01-468-7191	144	5	4820-01-469-5814	116	2
7830-01-468-7267	148	4	4610-01-469-6138	116	1
7830-01-468-7273	148	3	6110-01-469-6490	121	12
7830-01-468-7282	148	2	4320-01-469-7141	112	2
7830-01-468-7301	148	1	4320-01-469-7142	112	8
7810-01-468-7933	159	2	5820-01-469-7549	144	2
7810-01-468-8298	144	7	5820-01-469-7550	150	6
7810-01-468-8635	147	4	7820-01-469-7920	154	6
7810-01-468-8637	147	2	4540-01-470-1396	29	2
7310-01-468-9363	128	6	4540-01-470-1398	30	1
7310-01-468-9762	122	5		30	1
7310-01-468-9765	122	4	6150-01-470-1916	7	4
7310-01-468-9771	122	8	6150-01-470-1916	13	4
7310-01-468-9772	122	6		76	8
7310-01-468-9773	122	2		98	5
7310-01-468-9775	122	10		160	4
5930-01-469-1185	122	9	5330-01-470-2034	142	6
5930-01-469-1400	135	5	3030-01-470-3850	142	18
5945-01-469-1601	109	2	6110-01-470-4253	142	15
	135	4	2940-01-470-6444	142	12
5930-01-469-1650	108	3	5895-01-470-6709	142	16
	134	13	8450-01-471-1024	6	4
4130-01-469-1818	104	5		23	3
	135	1		97	2
5945-01-469-1903	107	6	5995-01-471-2490	150	2
	135	7	5995-01-471-2492	150	1

STOCK NUMBER	FIG	ITEM	STOCK NUMBER	FIG	ITEM
5965-01-471-2493	154	5	4730-01-527-8229	21	5
5965-01-471-2495	144	4		31	2
5836-01-471-2497	144	3		63	5
5965-01-471-2498	154	4		89	2
5830-01-471-2801	155	5	5340-01-528-2036	137	8
4110-01-471-3543	151	4	5930-01-530-4515	139	10
5895-01-471-4038	156	6	4140-01-530-5062	139	6
9999-01-471-5109	110	12	7230-01-530-6331	140	1
5835-01-471-5848	157	8	4520-01-530-8407	140	8
6115-01-473-7860	142	7	4320-01-530-8692	140	5
4330-01-474-0224	52	2	4810-01-533-8257	136	3
5940-01-475-8652	108	5	5340-01-533-8671	136	4
8145-01-475-9570	1	2	4730-01-533-8724	21	2
	1	2		31	4
4510-01-477-7764	24	1		63	2
	24	1		89	4
6685-01-480-5917	52	4	5920-01-533-8881	136	14
3010-01-482-1577	175	7	3030-01-533-9370	136	6
5340-01-485-0689	135	10	4820-01-534-0440	136	8
9905-01-485-2059	92	2	3510-01-534-1346	136	2
5430-01-485-8336	54	2	5977-01-544-6774	176	2
8340-01-487-6307	77	4	2815-01-544-8733	137	5
8145-01-488-6545	1	4	2815-01-544-8757	137	6
	1	5	6110-01-548-3220	122	3
5920-01-495-6085	126	2	3510-01-550-1505	16	1
6695-01-496-4749	133	10	5920-01-558-4062	136	13
5998-01-496-5834	133	11	5920-01-559-2040	136	15
6685-01-496-9994	176	5	4510-01-568-2677	139	3
5945-01-497-6064	175	5	5330-01-612-2414	56	3
8145-01-503-4404	2	1			
4630-01-505-3746	21	1			
	63	1			
	89	1			
4630-01-513-8155	25	1			
	31	1			
5999-01-514-0083	172	6			
6120-01-516-7538	171	7			
7120-01-519-1117	3	2			
	94	1			
	110	4			
4820-01-525-0464	22	4			

UNIT AND DIRECT SUPPORT MAINTENANCE

FP MODULE, TAN: NSN 5419-01-473-2297
 FP MODULE, GREEN: NSN 5419-01-473-2294
 MODIFICATION SYSTEM POWER GENERATION: NSN 6120-01-516-6424
 MODIFICATION SYSTEM, COLD WEATHER: NSN 4610-01-423-7427
 MODIFICATION SYSTEM, PRIME POWER: NSN 6120-01-516-7538

PART NUMBER INDEX

PART NUMBER	FIG.	ITEM	PART NUMBER	FIG.	ITEM
002751203	179	2	114205-35110	137	3
002945	126	2	114205-55121	137	4
008852	126	3	114233827	172	1
010-0001-030	52	2	114250-12581	70	6
01811100	152	2	114250-35070	70	2
02293	28	4	114250-55100	70	5
	132	2	114250-55121	70	3
	165	3	114771-11650	137	5
04465702	132	3	114771-11660	137	6
059-1	55	1	1152050-100LBS	143	4
059A	55	2	1152050-10LBS	143	3
059C-F	55	3	1152050-15LBS	143	5
060A	55	5	1152050-20LBS	143	6
060B	55	6	1152050-25LBS	143	7
061-F	55	4	1152050-30LBS	143	9
06900	93	10	1152050-35LBS	143	10
07401089	53	3	1152050-40LBS	143	11
0800763	156	7	1152050-45LBS	143	12
10006	172	3	1152050-50LBS	143	14
1001019	41	3	1152050-55LBS	143	15
	65	3	1152050-60LBS	143	16
1001020	41	2	1152050-65LBS	143	17
	65	6	1152050-70LBS	143	18
1002719	138	2	1152050-75LBS	143	19
1012	119	2	1152050-80LBS	143	20
1013	119	3	1152050-85LBS	143	21
1031-11-1111	112	2	1152050-90LBS	143	22
1041A	2	1	1152050-95LBS	143	23
106369	45	3	1159288	146	6
	46	3	11677020	49	2
10678	52	4		66	15
1076097	146	4		167	11
110	169	4	1171600	91	4
111161	70	11	1183710	156	4
1139	70	12	12027	107	3
11401118	147	3		134	6
114205-12581	137	2	12057-1	10	2

PART NUMBER	FIG.	ITEM	PART NUMBER	FIG.	ITEM
	19	2	13226E7019	59	2
	36	2	13226E7020	9	5
	79	2		18	5
	101	2		26	5
	163	2		32	5
120K2082-1	104	2		78	5
12133	70	10		100	5
12160	70	13		162	5
122051	11	3	13226E7023-1	59	3
122051	20	3	13226E7024	9	3
	37	3		18	3
	80	3		26	3
	102	3		32	3
	135	2		78	3
	164	3		100	3
1222610-8	85	2		162	3
122991	70	8	13226E7028	59	4
124901024	133	9	13226E7029	9	2
1261	119	5		18	2
12804	178	1		26	2
13211E8191-2	106	1		32	2
13211E8322	105	1		78	2
13216E6168-2	103	1		100	2
	134	3		162	2
13216E6224-2	107	5	13226E7032-1	59	5
	134	4	13226E7032-2	59	6
13216E7992	170	7	13226E7040	59	8
13216E7993	170	12	13227E5825	9	4
13216E7994	170	2		32	4
13216E7995	170	10		78	4
13216E8075	170	5	13228E3435	57	2
13220E1069-1	112	3	13229E5741	171	2
13220E1127-1	49	3	13229E5795-3	171	3
	110	2	13229E5795-3A	171	1
13225E7040	49	8	13229E6305	130	3
13225E9135-10	41	4	13229E6309	130	4
	65	2	13229E6310	130	5
13225E9136-11	86	7	13229E6328	130	6
13225E9136-9	86	8	13229E7168	45	4
13225E9140	51	6		46	4
13226E5825	18	4	13229E7170	38	1
	26	4	13229E7191-25	112	5
13226E5825	59	7	13229E7193-4	112	6
	100	4	13229E7195	38	2
	162	4	13229E7254-2	66	2

PART NUMBER	FIG.	ITEM	PART NUMBER	FIG.	ITEM
13230E3511	105	3	13230E5760-1	68	3
13230E3512	107	2	13230E5760-2	66	18
	134	5	13230E5760-3	69	9
13230E35341	10	3	13230E5761	66	8
	19	3		66	9
	36	3		66	10
	79	3		66	11
	101	3	13230E5761-1	68	4
	163	3	13230E5761-1-1	67	4
13230E35342	10	4	13230E5761-2	67	5
	19	4	13230E5761-3	68	5
	36	4	13230E5762-1	68	6
	79	4	13230E5763	68	7
	101	4	13230E5764	66	17
	163	4	13230E5764-1	69	8
13230E3537-1	19	5	13230E5766-2	69	2
13230E3540	103	2	13230E5767-1	61	1
13230E3551	105	4		66	13
13230E3568	105	2	13230E5767-2	61	2
13230E3588	104	4		66	14
13230E3589	104	1	13230E5768	66	1
13230E35921	11	2	13230E5770	67	6
	20	2	13230E578711	11	1
	37	2		20	1
	80	2		37	1
	102	2		80	1
	164	2		102	1
13230E3594	135	5		164	1
13230E3596	107	6	13230E61452	11	4
	135	7		20	4
13230E3597	108	1		37	4
	135	8		80	4
13230E3598	103	6		102	4
13230E3599	103	4		164	4
13230E3602	105	5	13369	126	5
13230E3604	107	4	1594	119	6
13230E5342	48	4	1601111	149	2
13230E5752-1	66	16	1615099	86	11
	67	7	1-6-6005	12	3
13230E5754	68	1		33	3
13230E5756	67	1		76	9
13230E5758-7	60	4		98	4
13230E5758-7	66	5		129	2
	68	8		160	3
	69	4	1-6-6041	12	4

PART NUMBER	FIG.	ITEM	PART NUMBER	FIG.	ITEM
	33	4	2240XXXX	153	6
	76	7	2257XXXX	153	4
1-6-6041-1	7	5	23-021110-000	133	7
	98	6	2410PP	49	5
	160	5		167	4
166881	85	14	24341-000150	70	4
166946	85	15	248	125	2
16705	87	5	2-5700-IG1-K10-DD-5A	107	1
1-6-705	112	7		134	12
1-6-707	85	11	263-T2-0B	54	6
1764K52	183	2	28P0R	172	2
1766K15	183	3	29-237	137	8
1766K75	183	4	292554	123	2
1810211	144	1	292569	123	3
1811711	149	3	292583	123	4
1812600	158	1	292E119PC7	130	10
19803M01	3	3	29746	112	8
	94	2	2986	126	3
19803M02	3	6	2C819B	139	2
	94	5	2R-SS	151	3
19803M03	3	7	2S5YR	70	1
	94	6	3001X4	104	3
19803M04	3	4		134	2
	94	3	3070B	155	2
19803M05	3	5	31058901	132	4
	94	4	3105901	166	3
19803M06	3	8	31084	139	3
	94	7	3197501	166	1
19803M07	3	10	32000128	133	5
	94	9	32-108-01	22	4
19803M08	3	9	32134	70	7
	94	8	322	144	8
19803MF	3	2	3220	119	7
	94	1	322-873964-001	134	11
	110	4	3230MA	108	3
1D1E0	133	6		134	14
20020801	147	1	340324-12	121	2
2007	155	1	340324-6	121	3
20272	93	9	340324-9	121	4
2037-3	111	6	342147-1	121	5
2-127A	137	7	342170-1	121	6
220637	179	5	344635-2	124	2
220657	179	4	346358-2	121	7
220702	181	1	35 ¼ WHITE	173	7
2211-92	173	9	351359-1	124	3

PART NUMBER	FIG.	ITEM	PART NUMBER	FIG.	ITEM
351360-1	124	4	470011073-1	73	2
354071-1	121	8	47-0901-2900-201	142	10
357877-1	121	9	4792K32	112	17
358516-2	121	10	479735	141	3
358542-2	121	11		142	3
3587	119	4	4802302	166	2
3590-00-161-6913	93	8	4848K76	138	5
36881696	142	5	48T2-9003	133	3
3773K46	138	3	4C730	139	6
3773K47	138	4	4P302	184	2
38K0080	1	3	4ZH70	110	10
38TB-8B	108	4	50-006	137	9
3E1A	133	8	504001	120	2
3-K-W-GC/V-O-A	22	2	505616	65	4
3-K-W-O-A/Z	22	3	5060-2	51	5
3M25-B AND 2 OF H6S-1	108	2	509633	65	7
3M25-B AND 2 OF H6S-2	135	6	509-TOD	133	2
3P553	139	4	5100-243	12	5
3RSS	151	4		110	5
3VE50	177	1	5110-00-293-3435	92	4
3W477	53	2	511094	65	1
3X290	178	5	5120-00-277-1480	111	3
400781	122	2	5120-00-293-3336	6	2
40194	142	14		14	5
4023K14	139	5		29	3
4034XXXX	153	7		50	5
406567	122	3		75	2
407451	122	4		96	4
407452	122	5		156	9
407567-1	122	6		167	9
407567D	122	7	5120-00-293-3399	180	2
407568-1	122	8	5120-00-965-0879	91	3
4107	155	3	51243	141	6
411497-C5	121	12	512G W/88R GUARD	138	6
411499-3	121	13	5130-00-275-1204	179	1
411506-3	121	14	5130-00-819-7767	180	3
411690-2	121	15	5-13-4050	29	1
411794-1	121	16	5-13-6736-1	30	1
415207-2	121	17	5-13-6736-2	30	2
430012	122	10	5-13-6737-1	24	1
4306317	176	5	5-13-6737-2	24	1
44063601	136	2	52155K45	21	2
446081	132	1		31	4
44665K285	67	10		63	2
	68	10		89	4

PART NUMBER	FIG.	ITEM	PART NUMBER	FIG.	ITEM
52155K47	21	3	6-1-8285	175	2
	31	5	6-1-9932	42	1
	63	3	634546	85	10
	89	5	6640	173	6
5269C	130	7	68279	178	4
5300-210	126	4	6X409	178	6
54155K34	138	7	714260-76821	137	10
5-4-3330-3	34	1	7416E (208/60/3)	90	1
5-4-3359-2	8	4	76-1-6200	84	1
	76	2	7621-S-2	172	6
	98	1	77B2INX2IN	112	13
5-4-3370-2	34	5	77BN-SX1.5AL	169	2
5-4-3374-1	35	5	7830014686090	145	1
5-4-3374-2	35	5	7830014687273	148	3
5-4-4005	129	8	7920-00-267-1218	6	1
5535K44	21	5		15	2
	31	2		28	10
	63	5		74	1
	89	2		96	3
5535K63	21	4	7920-00-682-6861	6	5
	31	3		13	8
	63	4		28	11
	89	3		72	3
5551	173	3		97	4
5551-001-4IN	112	4	7920-00-926-5243	4	1
575709	139	7		13	9
57AV7-1000	133	4		27	3
5L186	184	6		71	2
600	146	5		95	1
600006A1-11	109	2	7930-00-269-1272	49	6
	135	4		110	9
6018	130	9		167	12
6036	131	1	8001229000	40	2
604341	178	3		64	3
604GP05ES	108	5	8016	22	6
60634-1	175	7	8020K461P21	173	2
60731-100	176	2	803-302	156	6
60811-100	175	5	8200-08	156	2
60865810	139	8	824277	124	5
60A/4RP	139	9	824324-1	124	6
61291A	70	9	8340-00-261-9751	12	2
6150925	91	2		33	5
6-1-8222-1	15	4		91	11
	74	2		129	3
	110	6	840501	128	2

PART NUMBER	FIG.	ITEM	PART NUMBER	FIG.	ITEM
844492	128	3	9-1-0141-1	2	5
8520-01-303-4039	93	4	9-1-0142-1	2	6
8530-01-293-1384	93	3	9-1-0142-2	2	7
8530-01-347-9576	93	6	9-1-0146	5	1
85-33032-02	142	16		27	7
855254	128	4		72	6
855532	75	1		135	9
8600000228	40	4		152	1
	65	8		176	1
8600000265	41	5	9-1-0146-1	12	9
	64	2		95	6
8600000382	41	1	910158	87	6
	65	5	910163	86	1
8624-01	156	1	910164	86	2
8750052	43	1	910165	86	3
881969	128	5	910166	86	4
881970	128	6	910167	86	5
881971	128	7	910167	177	2
881975	128	8	910169	86	10
881981	128	9	9101731	92	9
881993	128	10	9-1-0175	169	3
881994	128	11	9-1-0176	57	3
88-21147	171	5	9-1-0178	71	5
88-21148	171	6	9-1-0182	13	1
88-22209	168	3		28	8
8915	156	5		38	3
8INX10FT	49	7		74	3
9001377	136	3		131	2
9001467	136	4	9-1-0183	28	3
9001481	136	5		110	8
9001569	136	6		131	3
9013FSG9J20	112	14		179	3
9013FSW2J21	139	10	9-1-0187	27	2
90146HDC	4	3		71	3
	13	5	9-1-0188	23	5
	27	5	9-1-0189	5	3
	72	1	9-1-0189-1	13	2
	95	3		28	5
90146HDL	4	4		73	4
	13	6		96	1
	27	6		152	6
	72	2		176	6
	95	4	9-1-0191	13	3
9-1-0140-1	2	3		28	7
9-1-0140-2	2	4		97	3

PART NUMBER	FIG.	ITEM	PART NUMBER	FIG.	ITEM
	158	6	910612	182	1
9-1-0194	167	6	910613	175	6
9-1-0196	85	1	9-1-0624	98	5
9-1-0198	74	4	9-1-0624-1	7	4
9-1-0199	91	1		13	4
9-1-0365	171	7		33	2
9-1-0500	40	3		76	8
	44	8		160	4
	48	2	910628-1	51	2
9-1-0501	44	5	910628-2	51	2
	48	1	9106291	51	7
9-1-0503	45	2	9-1-0638	110	1
	46	2	9-1-0641-1	167	1
	47	6	9-1-0641-2	167	1
9-1-0504	40	5	9-1-0643	112	1
9-1-0508	116	1	9-1-0644	122	1
9-1-0513	116	2	9-1-0645	129	1
9-1-0520	44	6	9-1-0646	127	1
9-1-0527	21	1	9-1-0647	128	1
	63	1	9-1-0648	126	1
	89	1	9106521	52	1
9-1-0528	44	1	9106541	52	5
9-1-0530	47	1	9106542	52	6
9-1-0535	29	2	9106561	52	7
9-1-0540-1	175	1	9-1-0655-1	53	1
9105591	29	5	9-1-0671	125	1
9-1-0561-1	51	1	9-1-0672	130	1
9-1-0561-2	51	1	9-1-0673	123	1
9-1-0562	88	1	9-1-0674	133	1
9105911	51	8	9106752	139	1
9-1-0593-1	51	4	9-1-0676	134	1
910601	179	6	9-1-0677	124	1
910602	186	1	9-1-0679	121	1
910603	186	3	9-1-0680	136	1
910604	180	6	9-1-0681	120	1
910605	180	5	9-1-0682	119	1
910606	186	2	9-1-0683	137	1
910607	184	1	9-1-0684	118	1
9106071	184	3	9-1-0685-1	3	1
9106072	184	7	9-1-0685-2	3	1
9106074	184	4	9-1-0687	12	1
9106075	184	5		12	1
910608	182	2	9106881	23	1
910609	183	1	9106882	23	1
910610	182	3	9-1-0689-1	27	1

PART NUMBER	FIG.	ITEM	PART NUMBER	FIG.	ITEM
9-1-0689-2	27	1	9-1-0798	46	1
9-1-0690-1	37	5	9-1-0799	45	1
9-1-0690-2	37	5	9-1-0845-1	16	1
9-1-0691-1	49	1	9-1-0845-2	16	1
9-1-0691-2	49	1	9108471	1	1
9-1-0693-1	60	1	9108472	1	1
9-1-0693-2	60	1	9-1-0860	69	1
9106941	71	1	9114225	87	3
9106942	71	1	9114227	87	4
9-1-0695-1	143	1	9114228	87	2
9-1-0695-2	143	2	9290-5	25	1
9-1-0696-1	93	1	9290-5	31	1
9-1-0696-2	93	1	9450	91	9
910710	141	1	96-23569	168	4
910711	142	1	963CF14	54	5
9-1-0718	138	1	963CF7	54	4
9-1-0758-1	2	9	9-6-6005	7	3
9-1-0758-2	2	10	98023A036	88	6
9-1-0758-3	2	11	98023A036	88	7
9-1-0758-4	2	12	983-430	135	10
9-1-0769-1	132	6	99003	93	2
9-1-0769-2	132	7	9941-0498	116	3
9-1-0771-1	2	8	A07520XBM LHT	157	4
9-1-0781-24	46	7	A0A11310	137	11
9-1-0781-27	86	14	A1214019	90	2
9-1-0781-34	44	3	A1233465D	171	4
9-1-0781-36	44	2	A13229E6351	9	1
	45	5		26	1
	46	5		32	1
	48	5	A2403 PUDGE	157	2
	112	15	A2642E/044-0026	144	2
9-1-0781-5	86	6	A34	106	5
91078154	48	6	A34	135	11
9-1-0781-56	39	3	A36AGA9C	109	1
	48	3		134	15
	112	16	A800006	90	3
9-1-0781-85	86	9	A95	118	3
9-1-0781-93	44	4	A-A-1898	2	14
9-1-0781-94	47	4	A-A-2565	91	13
9-1-0782-15	86	12	A-A-2846	92	1
9-1-0782-52	61	3	AA393-A1C	13	10
9-1-0782-54	69	5		28	12
9-1-0782-68	86	13		73	3
9107891	88	5		95	7
9-1-0792	47	2		152	3

PART NUMBER	FIG.	ITEM	PART NUMBER	FIG.	ITEM
	176	4	AA59326/10-7	117	8
	5	2	A-A-59326/11	88	3
	167	5	AA59326/11-1	85	8
AA393-AID	50	1	AA59326/12-3-A-2	44	7
A-A-50025	14	1		58	4
A-A-50025	28	2		74	5
A-A-51128	181	2		117	9
AA52034A TYI-1	1	4		115	13
AA52034A TYI-2	1	5	AA59326/12-7-B-2	47	3
A-A-521160/A92	118	2	AA59326/12-9-A-1	58	2
A-A-52127	14	2		111	9
A-A-52140A-1	60	2	AA59326/12-9-A-2	111	10
A-A-52140A-2	60	2	A-A-59326/19	69	3
A-A-52404	106	2	AA59326/2	85	12
A-A-52460	176	3	A-A-59326/2	88	15
A-A-52490/4L510	141	9	AA59326/2A-3-A	113	9
A-A52506	85	3	AA59326/2A-4-B	85	13
	112	12	A-A-59326/2B-1-B	85	6
A-A52506-F-06	141	2	A-A-59326/2B-1-B	113	7
A-A-52506-F-20	112	9	AA59326/2B-2-A	113	8
A-A-52506-F-24	115	12	AA59326/3A-1-A	114	7
A-A-52506-F-40	112	10	AA59326/3A-4A	116	6
A-A-52506-F-64	112	11	AA59326/3A-5A	116	7
A-A-52592	69	6	AA59326/5A-1-A-1	116	8
	69	7		114	2
AA52592A051A11	60	3	AA59326/6B-3-A-2	114	4
	66	12	A-A-59326/7	88	12
AA52592-A11A11C	60	5	A-A-59326/7-1-A-1	114	8
AA55804-2B	168	5	AA59326/7-5-A-2	57	4
AA55804-3B 9FT	12	8	AA59326/7-5-A-2	114	11
	51	3	AA59326/112	113	3
	111	13	A-A-59326-4	115	7
	172	5	A-A-59326-7	115	10
	49	4	AA59326-9	23	7
AA5926/1A-1-A	113	2		56	4
AA59270B3B	14	7		115	11
	39	2	AA59326-G-1	115	4
	113	1	AA59326-G-2	115	5
A-A-59326/1	113	6	AA59326-G5	39	1
A-A-59326/10	57	5		115	8
	88	2	AA59326-G6	56	3
AA59326/10-1	85	4		115	9
AA59326/10-3	117	5	AA59326III12	116	4
AA59326/10-4	117	7	AA59326III13	116	5
AA59326/10-5	116	12	AA59326IX13	117	6

PART NUMBER	FIG.	ITEM	PART NUMBER	FIG.	ITEM
AA59326IX16	72	5	ASME 16.4	88	11
AA59326V13	116	10	ASME B16.4	88	8
AA59326V15	114	1	ASTM A53	88	9
AA59326V114	114	5	ASTM F883	91	10
AA59326V115	114	6	ASTM-3953	2	25
AA59326X12	115	1	ASTM-A466	88	4
AA59326X14	115	2	ASTM-A53	88	13
AA59326X15	115	3	ASTM-D4727	2	23
AA59326X19	58	1	ASTM-F1667 NL-CM-S-07B	91	8
	117	3	ATPD2298	1	2
AA59326XI1-10	58	3		1	2
	115	14	ATQ	118	4
AA59326XI14	39	4	AU250	172	9
	46	6	AVR100	142	15
A-A-5936/3A-3-A	113	12	B107.48	180	4
AA5936/7-3-A-1	114	9	B107.54	6	3
AA5936II15	113	11		13	7
A-A-59490	6	4		29	4
	23	3		75	3
	97	2		92	6
AA-600-PF	82	1		97	1
ABB6	90	4		157	1
AD1700-A2D007	10	6	B107.8	23	6
	36	6		92	11
	79	5		92	12
	101	6		111	1
	134	8		111	2
	163	5	B107-41	91	5
AD1700-A2D009	10	5		135	13
	19	6	B200W	139	11
	36	5	B40	139	12
	79	6	B64	118	5
	101	5	BB48-E4/044-0026	150	6
	134	9	BBFBPROX	157	3
	163	6	BBHPXXXX	154	1
AF0173300KM	142	2	BCS33.3HP	88	14
AG144RT-001-J7	103	3	BE207A	149	1
	134	7	BRESSANT HAND	93	7
AK56H	135	3	BS1-10	172	8
ALG1310	158	7	BS-4013XXXX	153	11
ANSIA14.1	92	8	BS-4024XXXX	153	12
APPLE 1	110	12	BS-4037XXXX	153	8
ARCTIC GLO PINK	92	2	BS-4044XXXX	153	9
AS3578-383	56	6	BS-CHCOCBXX	146	3
ASME 16.4	88	10	BS-CHCTBSM	148	4

PART NUMBER	FIG.	ITEM	PART NUMBER	FIG.	ITEM
BS-CHSNPXXX	159	3	GG-8674222	152	4
C-6274-25	50	2	GG-8674223	152	5
CC450	144	4	GG-CHCPBXXX	146	2
CID AA59592	167	3	GG-CHCTBLG	148	2
	66	3	GG-CHCTBXL	148	1
	167	2	GG-CHHEX3XX	143	8
	50	3	GG-CHHEX5XX	143	13
	50	4	GGCHUB1500	145	8
CRTL111A250V1	122	9	GG-MCV300XX	158	5
CWP26CR	131	4	GG-MCX6000X	144	5
D4524-371	106	3	GG-MSBBCOVX	147	2
EE-1-2PT-0B	56	1	GG-MSBRRPAD	147	4
EK305S	103	5	GG-MSDIS140	152	8
	134	10	GG-MSKICKOF	152	7
ESTEY	156	8	GG-MSNEDPAC6	154	6
EX50M	150	1	GG-MSTTPBSN	155	6
F/S TYPE 304	135	1	GG-NANP3XXX	158	2
F/S TYPE 304 15.81 X 43.75 X .88	104	5	GG-NAR3XXXX	158	3
F017330KM	141	4	GG-PGA350XX	153	10
F02A250V2A	131	5	GG-PSC32HBK	144	7
F02A250V5A	118	6	GG-STVB300X	159	2
F03A125V30A	141	7	GG-T-371B	111	4
F10-000RE	83	1	GG-TT8292	158	9
F1001-B	144	6	GG-WSPRGCOL	146	1
F15A250V30A	118	7	GND10L	156	3
F32T8/TL841	139	13	GTA-500F	169	1
F380119	136	7	H120	185	1
F380619	136	8	HBL6017	130	8
F380623	136	9	HH37B71CA316EF	174	1
F38173700	136	10	HRUD670U	158	8
F60C500V10A	118	8	HTB25	173	4
F60S-11	10	1	HVD8190	153	5
	19	1	IB949-1-1-2	117	11
	36	1	IFC100	140	1
	79	1	IFCCURTAIN 45X63	140	2
	101	1	J267	138	8
FA1493FFF3000	163	1	J-C-1270	151	2
	168	2	JJ-N-180	14	6
FCB-62398	56	2	JW119	174	2
FE 8066-067-078	2	2	LP/P DES 2-96, TY II	64	1
FSC-90	81	1	LP/P/DES 2-96	40	1
G024077LT0	66	6	LRCR3/4	135	12
G-040-077-0-T0	66	7	LSS100	142	17
G0986	52	3	LW174	174	3
GG-3219XXXX	154	2	LXD1000U	155	4

PART NUMBER	FIG.	ITEM	PART NUMBER	FIG.	ITEM
M10388-A07AF1C4A	67	3	MIL-DTL-3372	129	10
M17	87	1	MIL-DTL-44271	8	1
M236A112	91	12		8	3
M24243-1D402	106	4		77	3
M28748/4-C5AL2A	173	8		99	1
M29184/3-02	4	2		99	1
	15	1		188	1
	71	4	MIL-DTL-44271B	188	2
	95	2	MIL-DTL-44285	33	1
	111	5		76	2
	150	3	MIL-F-44251	33	8
M320B061A0100A	54	3		34	6
M370B051A0250B	57	1		129	5
M370B061A0100A	58	5		129	6
M412090	136	11		186	4
M412981	136	12	MILG82241	165	4
M413118	136	13		132	5
M414103	136	14	MIL-H16444	141	8
M414232	136	15	MIL-L-2140	2	26
M44259	7	1	MIL-P-501	12	6
M44259-1	14	4		33	6
	160	1		76	5
	76	3		129	4
	98	2		160	2
	110	13		187	4
M52255-2	167	8	MIL-PERF-121G	2	16
M52618/2-F39XC	67	9	MIL-PERF-131J	2	17
	68	9	MIL-PRF-71224-1	2	13
M52618/8-T841X6A	67	8		110	15
MCB2CXXX	157	10	MIL-R-17343	111	7
MCX9SB32	157	5	MIL-R-52255	22	5
MCX9SB33	157	6		167	7
MCX9SB34	157	7	MIL-S-44355	92	5
MEC120D	133	10	MIL-T-44243	7	2
MEIR4	133	11		8	2
MEP 806B	168	1		12	7
MIC-90	154	4		17	1
MIIL-P-501	28	6		17	1
MIL-B-53081	54	1		33	7
MIL-C-29184	23	4		33	7
	27	4		34	2
MIL-C-43613D	72	4		34	2
MIL-D3464	2	15		34	3
MIL-D-44285	33	1		34	4
	76	2		34	4

PART NUMBER	FIG.	ITEM	PART NUMBER	FIG.	ITEM
	34	5	MS27024-3	116	9
	34	7	MS27024-7	116	11
	34	8	MS27025-8	85	7
	35	1	MS27026-7	114	10
	35	1	MS27028-1	117	4
	35	2	MS270288	85	5
	35	3	MS27029-1	117	1
	35	4	MS27029-13	117	2
	35	6	MS270298	85	9
	76	1	MS29513-250	56	5
	76	4	MS3367-3-0	2	24
	76	6	MS35307-335	140	4
	77	1	MS35307-414	170	4
	77	2	MS35307-463	170	3
	77	5	MS35845-3	118	9
	77	6	MS4900020	47	5
	98	1	MS51844C	129	9
	98	3	MS51963-63	170	11
	129	7	MS87006-33	170	6
	161	1	MS90556C32412P	53	4
	161	2	MSB-201	154	5
	177	3	N165	172	4
	186	5	N53	140	5
	187	1	NA631XXX	153	2
	187	2	NA636XXX	153	3
	187	3	NACP1XXCARDS	150	4
	187	5	NAPC2XX	150	5
	187	6	O-D-1435	93	5
MIL-T-44243A	77	4	P-454216-002	110	14
MIL-T-53048	22	1	P47-144	92	7
MIL-Y-40628	170	1	P74-144	110	3
MODEL MHC-RX33	157	8	P74-144741	167	10
MS 27021-7	113	10	PA-2500	155	5
MS 27025-3	114	3	PAD125B	62	1
MS 27030-3	115	6	PCH100	153	1
MS 51846-27	117	10	PD5120-00-926-7116	5	4
MS143054U	87	7		14	8
MS14305YC	87	8		28	9
MS15795-812	140	3		73	5
MS16228-10C	170	9		91	6
MS16228-8C	170	8		96	2
MS24523-30	178	2		154	3
MS25041-5	142	8	PDM-25	175	3
MS27020-5	113	4	PLATE10	145	2
MS27020-7	113	5			

PART NUMBER	FIG.	ITEM	PART NUMBER	FIG.	ITEM
PLATE2.5	145	3	SS-450	157	11
PLATE25	145	4	STE-E2-1	127	2
PLATE35	145	5	STE-E2-12	127	3
PLATE45	145	6	STE-E2-2	127	4
PLATE5.0	145	7	STYLE 78	66	4
PPP-B-636	2	18		67	2
PPP-C-1797	2	19		68	2
PPP-D-729	15	3	SX-1000	144	3
	28	1	TA13229E6351	18	1
	73	1		78	1
	111	11		100	1
PPP-T-60	2	20		162	1
PPP-T-76	2	21	TA13229E6353	59	1
PR11-1-1.00-XX-S	175	4		111	12
PS1709	92	10	TBM6S	172	7
PS7407A	141	5	TE70-ACT	180	1
PS801	142	12	TFGL	92	3
PUL1000QTB	165	1	TGTR115	130	2
PUL2000QTA	165	2	TUFFSKIN75A21RS	110	7
R501017	142	19	UCHY	173	5
R502814	142	6	UVM3	133	12
R70-2-HCQ-238	177	4	V30-00431	138	9
RC-75	134	13	V31-00117	138	10
RCF-10-K-F-OB	54	2	V33-00352	138	11
RCF-3K-W-O-A	22	7	V34-00051	138	12
RE43306	142	9	V34-00259	138	13
RE48786	142	11	VL-25	151	1
RE50752	142	13	W -39	133	13
RE60021	142	4	WAL1031-96	38	4
RE64354	142	18	W-C-596/13-3	131	6
REL-2P32-SC	140	6	W-C-596/133-1	131	7
S0105L	91	7	WC596/137-1	131	8
S60GH	140	7	W-C-596/138-1	131	9
SAE-AMS-T-22085	2	22	WF1814/01-005	121	18
SC50	150	2	WSPRGCOL	145	9
SCD53471	150	7	XFS9	173	1
SCD539471	14	3	XLMR	157	9
	23	2	YR5140	137	12
	95	5			
	110	11			
SE501341	142	7			
SL-80	111	8			
SMC-W3021	158	4			
SNVBEC02	159	1			
SP10874GH	140	8			

These are the instructions for sending an electronic 2028

The following format must be used if submitting an electronic 2028. The subject line must be exactly the same and all fields must be included; however only the following fields are mandatory: 1, 3, 4, 5, 6, 7, 8, 9, 10, 13, 15, 16, 17, and 27.

From: "Whomever" <whomever@avma27.army.mil>
To: soldier.pubs@us.army.mil

Subject: DA Form 2028

1. From: Joe Smith
2. Unit: home
3. Address: 4300 Park
4. City: Hometown
5. St: MO
6. Zip: 77777
7. Date Sent: 19-OCT-93
8. Pub no: 55-2840-229-23
9. Pub Title: TM
10. Publication Date: 04-JUL-85
11. Change Number: 7
12. Submitter Rank: MSG
13. Submitter FName: Joe
14. Submitter MName: T
15. Submitter LName: Smith
16. Submitter Phone: 123-123-1234
17. Problem: 1
18. Page: 2
19. Paragraph: 3
20. Line: 4
21. NSN: 5
22. Reference: 6
23. Figure: 7
24. Table: 8
25. Item: 9
26. Total: 123
27. Text:

This is the text for the problem below line 27.

RECOMMENDED CHANGES TO PUBLICATIONS AND BLANK FORMS For use of this form, see AR 25-30; the proponent agency is ODISC4.	Use Part II (reverse) for Repair Parts and Special Tool Lists (RPSTL) and Supply Catalogs/Supply Manuals (SC/SM).	DATE 21 October 2003
---	---	-------------------------

TO: (Forward to proponent of publication or form) (Include ZIP Code) U.S. Army TACOM Life Cycle Management Command, ATTN: AMSTA-LCL-MPP / TECH PUBS, MS 727, 6501 E. 11 Mile Road, Warren, MI 48397-5000	FROM: (Activity and location) (Include ZIP Code) <i>PFC JANE DOE</i> <i>Co A 3RD Engineer Br.</i> <i>Ft Leonard Wood, MO 63108</i>
--	---

PART I – ALL PUBLICATIONS (EXCEPT RPSTL AND SC/SM) AND BLANK FORMS

PUBLICATION/FORM NUMBER TM 10-1670-296-23&P	DATE 30 October 2002	TITLE Unit Manual for Ancillary Equipment for Low Velocity Air Drop Systems
--	-------------------------	--

ITEM NO.	PAGE NO.	PARA-GRAPH	LINE NO. *	FIGURE NO.	TABLE NO.	RECOMMENDED CHANGES AND REASON <i>(Provide exact wording of recommended changes, if possible).</i>
----------	----------	------------	------------	------------	-----------	---

	0036 00-2				1	<p><i>In Table 1, Sewing Machine Code Symbols, the second sewing machine code symbol should be MDZZ not MD22</i></p> <p><i>Change the manual to show Sewing Machine, Industrial: Zig-Zag; 308 stitch; medium-duty; NSN 3530-01-181-1421 as a MDZZ code symbol.</i></p>
--	-----------	--	--	--	---	--

**Reference to line numbers within the paragraph or subparagraph.*

TYPED NAME, GRADE OR TITLE Jane Doe, PFC	TELEPHONE EXCHANGE/AUTOVON, PLUS EXTENSION (508) 233-4141 DSN 256-4141	SIGNATURE Jane Doe <i>Jane Doe</i>
---	--	---

TO: (Forward direct to addressee listed in publication) U.S. Army TACOM Life Cycle Management Command, ATTN: AMSTA-LCL-MPP / TECH PUBS, MS 727, 6501 E. 11 Mile Road, Warren, MI 48397-5000	FROM: (Activity and location) (Include ZIP Code) PFC JANE DOE Co A 3 RD Engineer Br. Ft Leonard Wood, MO 63108	DATE 21 October 2003
---	---	--------------------------------

PART II – REPAIR PARTS AND SPECIAL TOOL LISTS AND SUPPLY CATALOGS/SUPPLY MANUALS

PUBLICATION NUMBER TM 10-1670-296-23&P	DATE 30 October 2002	TITLE Unit Manual for Ancillary Equipment for Low Velocity Air Drop Systems
---	-------------------------	---

PAGE NO.	COLM NO.	LINE NO.	NATIONAL STOCK NUMBER	REFERENCE NO.	FIGURE NO.	ITEM NO.	TOTAL NO. OF MAJOR ITEMS SUPPORTED	RECOMMENDED ACTION
0066 00-					4			Callout 16 in figure 4 is pointed to a <u>D-Ring</u> . In the Repair Part List key for Figure 4, item 16 is called a <u>Snap Hook</u> . Please correct one or the other.

PART III – REMARKS (Any general remarks or recommendations, or suggestions for improvement of publications and blank forms. Additional blank sheets may be used if more space is needed.)

--

TYPED NAME, GRADE OR TITLE	TELEPHONE EXCHANGE/AUTOVON, PLUS EXTENSION	SIGNATURE
----------------------------	--	-----------

RECOMMENDED CHANGES TO PUBLICATIONS AND BLANK FORMS						Use Part II (reverse) for Repair Parts and Special Tool Lists (RPSTL) and Supply Catalogs/Supply Manuals (SC/SM).	DATE
For use of this form, see AR 25-30; the proponent agency is ODISC4.							
TO: (Forward to proponent of publication or form) (Include ZIP Code) U.S. Army TACOM Life Cycle Management Command ATTN: AMSTA-LCL-MPP/TECHPUBS 6501 E. 11 Mile Road, Warren, MI 48397-5000						FROM: (Activity and location) (Include ZIP Code)	
PART I – ALL PUBLICATIONS (EXCEPT RPSTL AND SC/SM) AND BLANK FORMS							
PUBLICATION/FORM NUMBER TM 10-5419-206-23P						DATE 01 OCTOBER 2011	TITLE Repair Parts and Special Tools List (RPSTL) for Force Provider
ITEM NO.	PAGE NO.	PARA-GRAPH	LINE NO. *	FIGURE NO.	TABLE NO.	RECOMMENDED CHANGES AND REASON (Provide exact wording of recommended changes, if possible).	
<i>*Reference to line numbers within the paragraph or subparagraph.</i>							
TYPED NAME, GRADE OR TITLE					TELEPHONE EXCHANGE/AUTOVON, PLUS EXTENSION		SIGNATURE

TO: (Forward to proponent of publication or form) (Include ZIP Code) U.S. Army TACOM Life Cycle Management Command ATTN: AMSTA-LCL-MPP/TECHPUBS 6501 E. 11 Mile Road, Warren, MI 48397-5000	FROM: (Activity and location) (Include ZIP Code)	DATE
---	---	-------------

PART II – REPAIR PARTS AND SPECIAL TOOL LISTS AND SUPPLY CATALOGS/SUPPLY MANUALS

PUBLICATION NUMBER TM 10-5419-206-23P	DATE 01 OCTOBER 2011	TITLE Repair Parts and Special Tools List (RPSTL) for Force Provider
--	-------------------------	--

PAGE NO.	COLM NO.	LINE NO.	NATIONAL STOCK NUMBER	REFERENCE NO.	FIGURE NO.	ITEM NO.	TOTAL NO. OF MAJOR ITEMS SUPPORTED	RECOMMENDED ACTION

PART III – REMARKS (Any general remarks or recommendations, or suggestions for improvement of publications and blank forms. Additional blank sheets may be used if more space is needed.)

TYPED NAME, GRADE OR TITLE	TELEPHONE EXCHANGE/AUTOVON, PLUS EXTENSION	SIGNATURE
----------------------------	--	-----------

RECOMMENDED CHANGES TO PUBLICATIONS AND BLANK FORMS For use of this form, see AR 25-30; the proponent agency is ODISC4.						Use Part II (reverse) for Repair Parts and Special Tool Lists (RPSTL) and Supply Catalogs/Supply Manuals (SC/SM).	DATE
TO: (Forward to proponent of publication or form) (Include ZIP Code) U.S. Army TACOM Life Cycle Management Command ATTN: AMSTA-LCL-MPP/TECHPUBS 6501 E. 11 Mile Road, Warren, MI 48397-5000						FROM: (Activity and location) (Include ZIP Code)	
PART I – ALL PUBLICATIONS (EXCEPT RPSTL AND SC/SM) AND BLANK FORMS							
PUBLICATION/FORM NUMBER TM 10-5419-206-23P						DATE 01 OCTOBER 2011	TITLE Repair Parts and Special Tools List (RPSTL) for Force Provider
ITEM NO.	PAGE NO.	PARA-GRAPH	LINE NO. *	FIGURE NO.	TABLE NO.	RECOMMENDED CHANGES AND REASON <i>(Provide exact wording of recommended changes, if possible).</i>	
<i>*Reference to line numbers within the paragraph or subparagraph.</i>							
TYPED NAME, GRADE OR TITLE					TELEPHONE EXCHANGE/AUTOVON, PLUS EXTENSION		SIGNATURE

TO: (Forward to proponent of publication or form) (Include ZIP Code) U.S. Army TACOM Life Cycle Management Command ATTN: AMSTA-LCL-MPP/TECHPUBS 6501 E. 11 Mile Road, Warren, MI 48397-5000	FROM: (Activity and location) (Include ZIP Code)	DATE
---	---	-------------

PART II – REPAIR PARTS AND SPECIAL TOOL LISTS AND SUPPLY CATALOGS/SUPPLY MANUALS

PUBLICATION NUMBER TM 10-5419-206-23P	DATE 01 OCTOBER 2011	TITLE Repair Parts and Special Tools List (RPSTL) for Force Provider
--	-------------------------	--

PAGE NO.	COLM NO.	LINE NO.	NATIONAL STOCK NUMBER	REFERENCE NO.	FIGURE NO.	ITEM NO.	TOTAL NO. OF MAJOR ITEMS SUPPORTED	RECOMMENDED ACTION

PART III – REMARKS (Any general remarks or recommendations, or suggestions for improvement of publications and blank forms. Additional blank sheets may be used if more space is needed.)

TYPED NAME, GRADE OR TITLE	TELEPHONE EXCHANGE/AUTOVON, PLUS EXTENSION	SIGNATURE
----------------------------	--	-----------

RECOMMENDED CHANGES TO PUBLICATIONS AND BLANK FORMS						Use Part II (reverse) for Repair Parts and Special Tool Lists (RPSTL) and Supply Catalogs/Supply Manuals (SC/SM).	DATE
For use of this form, see AR 25-30; the proponent agency is ODISC4.							
TO: (Forward to proponent of publication or form) (Include ZIP Code) U.S. Army TACOM Life Cycle Management Command ATTN: AMSTA-LCL-MPP/TECHPUBS 6501 E. 11 Mile Road, Warren, MI 48397-5000						FROM: (Activity and location) (Include ZIP Code)	
PART I – ALL PUBLICATIONS (EXCEPT RPSTL AND SC/SM) AND BLANK FORMS							
PUBLICATION/FORM NUMBER TM 10-5419-206-23P						DATE 01 OCTOBER 2011	TITLE Repair Parts and Special Tools List (RPSTL) for Force Provider
ITEM NO.	PAGE NO.	PARA-GRAPH	LINE NO. *	FIGURE NO.	TABLE NO.	RECOMMENDED CHANGES AND REASON (Provide exact wording of recommended changes, if possible).	
<i>*Reference to line numbers within the paragraph or subparagraph.</i>							
TYPED NAME, GRADE OR TITLE					TELEPHONE EXCHANGE/AUTOVON, PLUS EXTENSION		SIGNATURE

TO: (Forward to proponent of publication or form) (Include ZIP Code) U.S. Army TACOM Life Cycle Management Command ATTN: AMSTA-LCL-MPP/TECHPUBS 6501 E. 11 Mile Road, Warren, MI 48397-5000	FROM: (Activity and location) (Include ZIP Code)	DATE
---	---	-------------

PART II – REPAIR PARTS AND SPECIAL TOOL LISTS AND SUPPLY CATALOGS/SUPPLY MANUALS

PUBLICATION NUMBER TM 10-5419-206-23P	DATE 01 OCTOBER 2011	TITLE Repair Parts and Special Tools List (RPSTL) for Force Provider
--	-------------------------	--

PAGE NO.	COLM NO.	LINE NO.	NATIONAL STOCK NUMBER	REFERENCE NO.	FIGURE NO.	ITEM NO.	TOTAL NO. OF MAJOR ITEMS SUPPORTED	RECOMMENDED ACTION

PART III – REMARKS (Any general remarks or recommendations, or suggestions for improvement of publications and blank forms. Additional blank sheets may be used if more space is needed.)

TYPED NAME, GRADE OR TITLE	TELEPHONE EXCHANGE/AUTOVON, PLUS EXTENSION	SIGNATURE
----------------------------	--	-----------

TM 10-5419-206-23P

By Order of the Secretary of the Army:

Official:



JOYCE E. MORROW

*Administrative Assistant to the
Secretary of the Army*

1125503

RAYMOND T. ODIERNO
*General, United States Army
Chief of Staff*

Distribution:

To be distributed in accordance with the initial distribution number (IDN) 257887 requirements for TM 10-5419-206-23P.

The Metric System and Equivalents

Linear Measure

1 centimeter = 10 millimeters = .39 inch
 1 decimeter = 10 centimeters = 3.94 inches
 1 meter = 10 decimeters = 39.37 inches
 1 dekameter = 10 meters = 32.8 feet
 1 hectometer = 10 dekameters = 328.08 feet
 1 kilometer = 10 hectometers = 3,280.8 feet

Weights

1 centigram = 10 milligrams = .15 grain
 1 decigram = 10 centigrams = 1.54 grains
 1 gram = 10 decigrams = .035 ounce
 1 dekagram = 10 grams = .35 ounce
 1 hectogram = 10 dekagrams = 3.52 ounces
 1 kilogram = 10 hectograms = 2.2 pounds
 1 quintal = 100 kilograms = 220.46 pounds
 1 metric ton = 10 quintals = 1.1 short tons

Liquid Measure

1 centiliter = 10 milliliters = .34 fl. ounce
 1 deciliter = 10 centiliters = 3.38 fl. ounces
 1 liter = 10 deciliters = 33.81 fl. ounces
 1 dekaliter = 10 liters = 2.64 gallons
 1 hectoliter = 10 dekaliters = 26.42 gallons
 1 kiloliter = 10 hectoliters = 264.18 gallons

Square Measure

1 sq. centimeter = 100 sq. millimeters = .155 sq. inch
 1 sq. decimeter = 100 sq. centimeters = 15.5 sq. inches
 1 sq. meter (centare) = 100 sq. decimeters = 10.76 sq. feet
 1 sq. dekameter (are) = 100 sq. meters = 1,076.4 sq. feet
 1 sq. hectometer (hectare) = 100 sq. dekameters = 2.47 acres
 1 sq. kilometer = 100 sq. hectometers = .386 sq. mile

Cubic Measure

1 cu. centimeter = 1000 cu. millimeters = .06 cu. inch
 1 cu. decimeter = 1000 cu. centimeters = 61.02 cu. inches
 1 cu. meter = 1000 cu. decimeters = 35.31 feet

Approximate Conversion Factors

<i>To change</i>	<i>To</i>	<i>Multiply by</i>	<i>To change</i>	<i>To</i>	<i>Multiply by</i>
inches	centimeters	2.540	ounce-inches	newton-meters	.007062
feet	meters	.305	centimeters	inches	.394
yards	meters	.914	meters	feet	3.280
miles	kilometers	1.609	meters	yards	1.094
square inches	square centimeters	6.451	kilometers	miles	.621
square feet	square meters	.093	square centimeters	square inches	.155
square yards	square meters	.836	square meters	square feet	10.764
square miles	square kilometers	2.590	square meters	square yards	1.196
acres	square hectometers	.405	square kilometers	square miles	.386
cubic feet	cubic meters	.028	square hectometers	acres	2.471
cubic yards	cubic meters	.765	cubic meters	cubic feet	35.315
fluid ounces	milliliters	29.573	cubic meters	cubic yards	1.308
pints	liters	.473	milliliters	fluid ounces	.034
quarts	liters	.946	liters	pints	2.113
gallons	liters	3.785	liters	quarts	1.057
ounces	grams	28.349	liters	gallons	.264
pounds	kilograms	.454	grams	ounces	.035
short tons	metric tons	.907	kilograms	pounds	2.205
pound-feet	newton-meters	1.356	metric tons	short tons	1.102
pound-inches	newton-meters	.11296			

Temperature (Exact)

 °F Fahrenheit temperature $\times \frac{5}{9}$ (after subtracting 32) = Celsius temperature °C

PIN: 086965-000