

TM 11-5985-262-24P

TECHNICAL MANUAL

**ORGANIZATIONAL, DIRECT SUPPORT AND GENERAL SUPPORT
MAINTENANCE REPAIR PARTS AND SPECIAL TOOL LIST
(INCLUDING DEPOT MAINTENANCE REPAIR PARTS & SPECIAL TOOLS)
FOR
ANTENNA AS-1729/VRC
(NSN 5985-00-985-9024)**

**HEADQUARTERS, DEPARTMENT OF THE ARMY
5 MARCH 1985**

Technical Manual }
 No. 11-5985-262-24P }

HEADQUARTERS
 DEPARTMENT OF THE ARMY
 Washington, DC, 5 March 1984

**ORGANIZATIONAL, DIRECT SUPPORT AND GENERAL SUPPORT
 MAINTENANCE REPAIR PARTS AND SPECIAL TOOLS LIST
 (INCLUDING DEPOT MAINTENANCE REPAIR PARTS AND SPECIAL TOOLS)
 FOR
 ANTENNA AS-1729/VRC
 (NSN 5985-00-985-9024)**

Current as of 16 November 1984

REPORTING ERRORS AND RECOMMENDING IMPROVEMENTS

You can help improve this manual. If you find any mistakes or if you know of a way to improve the procedures, please let us know. Mail your letter, DA Form 2028 (Recommended Changes to Publications and Blank Forms), or DA Form 2028-2 located in the back of this manual direct to: Commander, US Army Communications-Electronics Command and Fort Monmouth, ATTN: AMSEL-ME-MP, Fort Monmouth, New Jersey 07703-5007.

In either case, a reply will be furnished direct to you.

TABLE OF CONTENTS

		Page	Illus Figure
Section	I. Introduction.....	1	
	II. Repair Parts List.....	1-1	
Group	00 Antenna AS-1729/VRC.....	1-1	1
	01 Matching Unit Base, Antenna		
	MX-67061 VRC.....	2-1	2
	Matching Unit Base, Antenna		
	MX-6707/VRC, Bottom View, Exterior		
	and Interior.....	3-1	3
	Matching Unit Base, Antenna		
	MX-6707/VRC, Bottom, Mounted.....	4-1	4
	02 Antenna Element AS-1730/VRC.....	5-1	5
Section	III. Special Tools List (Not applicable)		
	IV. National Stock Number and part		
	Number Index.....	I-1	

* This manual supersedes TM 11-5985-262-24P, 23 January 1984

SECTION I. INTRODUCTION

1. Scope

This manual lists and authorizes spares and repair parts; special tools; special test, measurement, and diagnostic equipment (TMDE); and other special support equipment required for performance of organizational, direct support, and general support maintenance of the AS-1729/VRC. It authorizes the requisitioning, issue, and disposition of spares, repair parts and special tools as indicated by the source, maintenance and recoverability (SMR) codes.

2. General

This Repair Parts and Special Tools List is divided into the following sections:

a. *Section II. Repair Parts List.* A list of spares and repair parts authorized by this RPSTL for use in the performance of maintenance. The list also includes parts which must be removed for replacement of the authorized parts. Parts lists are composed of functional groups in ascending numeric sequence, with the parts in each group listed in ascending item number sequence. Figure numbers are listed directly beneath the group header.

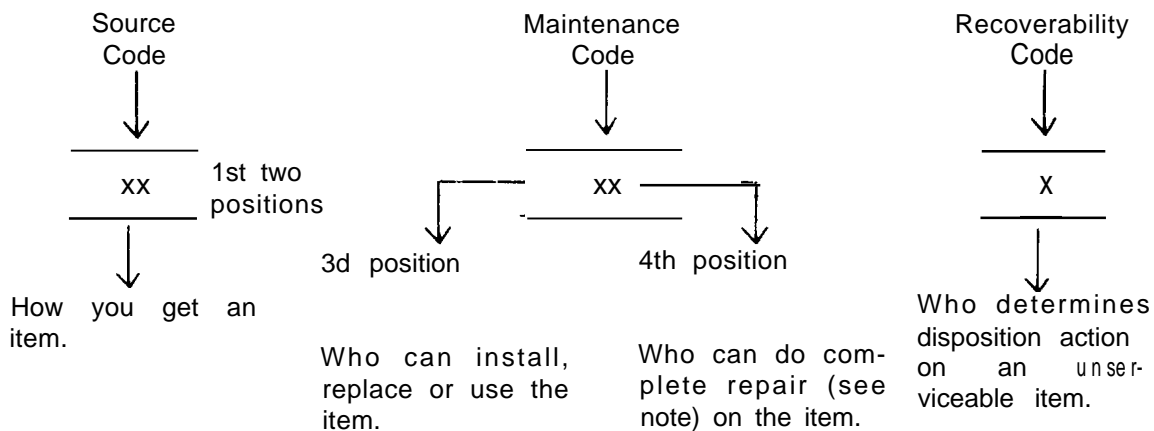
b. *Section III. Special Tools List.* Not applicable.

c. *Section IV. National Stock Number and Part Number Index.* A list, in National item identification number (NIIN) sequence, of all National stock numbered items appearing in the listing, followed by a list in alphameric sequence of all part numbers appearing in the listings. National stock numbers and part numbers are cross-referenced to each illustration figure and item number appearance.

3. Explanation of Columns (Section II and III)

a. *Item No. (Column (1)).* Indicates the number used to identify items called out in the illustration.

b. *SMR Code (Column (2)).* The source, maintenance, and recoverability (SMR) code is a five-position code containing supply/requisitioning information, maintenance category authorization criteria, and disposition instruction, as shown in the following breakout:



NOTE

Complete repair: Maintenance capacity, capability, and authority to perform all corrective maintenance tasks of the "Repair" function in a use/user environment in order to restore serviceability to a failed item.

(1) *Source code*. The source code tells you how to get an item needed for maintenance, repair, or overhaul of an end item/equipment. Explanations of source codes follows:

Code	Explanation
PA PB PC PD PE PF PG	Stocked items; use the applicable NSN to request/requisition items with these source codes. They are authorized to the category indicated by the code entered in the third position of the SMR code.

NOTE

Items coded PC are subject to deterioration.

KD KF KB	Items with these codes are not to be requested/requisitioned individually. They are part of a kit which is authorized to the maintenance category indicated in the third position of the SMR code. The complete kit must be requisitioned and applied.
----------------	--

MO—Made at org/AVUM category MF—Made at DS/AVUM category MH—Made at GS category ML—Made at Specialized Repair Activity (SRA) MD—Made at Depot	Items with these codes are not to be requested/requisitioned individually. They must be made from bulk material which is identified by the part number in the description and usable on code (UOC) column and listed in the Bulk Material group of the repair parts list. If the item is authorized to you by the third position code of the SMR code, but the source code indicates it is made at a higher category, order the item from the higher category of maintenance.
---	---

AO—Assembled by org/AVUM category AF—Assembled by DS/AVUM category AH—Assembled by GS category AL—Assembled by SRA AD—Assembled by Depot	Items with these codes are not to be requested/requisitioned individually. The parts that make up the assembled item must be requisitioned or fabricated and assembled at the category of maintenance indicated by the source code. If the disposition code of the SMR code authorizes you to replace the item, but the source code indicates the item is assembled at a higher category, order the item from the higher category of maintenance.
--	---

XA—Do not requisition an "XA" coded item. Order its next higher assembly.

XB—If an "XB" item is not available from salvage, order it using the FSCM and part number given.

XC—installation drawing, diagram, instruction sheet, field service drawing, that is identified by manufacturer's part number.

XD—item is not stocked. Order an "XD" coded item through normal supply channels using the FSCM and part number given, if no NSN is available.

NOTE

Cannibalization or controlled exchange, when authorized, may be used as a source of supply for items with the above source codes, except for those source coded XA or those aircraft support items restricted by requirements of AR 750-1.

(2) *Maintenance code.* Maintenance codes tell you the category of maintenance authorized to USE and REPAIR support items. The maintenance codes are entered in the third and fourth positions of the SMR code as follows:

(a) The maintenance code entered in the third position tells you the lowest maintenance category authorized to remove, replace, and use an item. The maintenance code entered in the third position will indicate authorization to one of the following categories of maintenance.

<i>Code</i>	<i>Application/Explanation</i>
C	Crew or operator maintenance done within organizational or aviation maintenance.
O	Organizational or aviation unit category can remove, replace, and use the item.
F	Direct support or aviation intermediate category can remove, replace, and use the item.
H	General support category can remove, replace, and use the item.
L	Specialized repair activity can remove, replace, and use the item.
D	Depot category can remove, replace, and use the item.

(b) The maintenance code entered in the fourth position tells whether or not the item is to be repaired and identifies the lowest maintenance category with the capability to do complete repair (i.e., perform all authorized repair functions). This position will contain one of the following maintenance codes.

NOTE

Some limited repair may be done on the item at a lower category of maintenance, if authorized by the Maintenance Allocation Chart (MAC) and SMR codes.

<i>Code</i>	<i>Application/Explanation</i>
O	Organizational or aviation unit is the lowest category that can do complete repair of the item.
F	Direct support or aviation intermediate is the lowest category that can do complete repair of the item.
H	General support is the lowest category that can do complete repair of the item.
L	Specialized repair activity (designate the specialized repair activity) is the lowest category that can do complete repair of the item.
D	Depot is the lowest category that can do complete repair of the item.
Z	Nonreparable. No repair is authorized.
B	No repair is authorized. (No parts or special tools are authorized for the maintenance of a "B" coded item.) However, the item may be reconditioned by adjusting, lubricating, etc., at the user category.

(3) *Recoverability code.* Recoverability codes are assigned to items to indicate the disposition action on unserviceable items. The recoverability code is entered in the fifth position of the SMR Code as follows:

<i>Recoverability codes</i>	<i>Application/Explanation</i>
Z	Nonreparable Item. When unserviceable, condemn and dispose of the item at the category of maintenance shown in the third position of SMR Code.
O	Reparable Item. When uneconomically reparable, condemn and dispose of the item at organizational or aviation unit category.
F	Reparable Item. When uneconomically reparable, condemn and dispose of the item at direct support or aviation intermediate category.
H	Reparable Item. When uneconomically reparable, condemn and dispose of the item at general support category.
D	Reparable item. When beyond lower category repair capability, return to depot. Condemnation and disposal of item not authorized below depot category.
L	Reparable item. Condemnation and disposal not authorized below specialized repair activity (SRA).
A	Item requires special handling or condemnation procedures because of specific reasons (e.g., precious metal content, high dollar value, critical material, or hazardous material). Refer to appropriate manuals/directives for specific instructions.

c. *FSCM (Column (3))*. The Federal Supply Code for Manufacturer (FSCM) is a 5-digit numeric code which is used to identify the manufacturer, distributor, or Government agency, etc., that supplies the item.

d. *Part Number (Column (4))*. Indicates the primary number used by the manufacturer (individual, company, firm, corporation, or Government activity), which controls the design and characteristics of the item by means of its engineering drawings, specifications, standards, and inspection requirements to identify an item or range of items.

NOTE

When you use a NSN to requisition an item, the item you receive may have a different part number from the part ordered.

e. *Description and Usable on Code (UOC) (Column (5))*. This column includes the following information.

(1) The Federal item name and, when required, a minimum description to identify the item.

(2) The statement "END OF FIGURE" appears just below the last item description in Column (5) for a given figure in both section II and section III.

f. *Qty. (Column (6))*. Indicates the quantity of the item used in the breakout shown on the illustration figure, which is prepared for a functional group, subfunctional group, or an assembly. A "V" appearing in this column in lieu of a quantity indicates that the quantity is variable and the quantity may vary from application to application.

4. Explanation of Columns (Section IV)

a. *National Stock Number (NSN) Index*.

(1) *Stock number column*. This column lists the NSN by National item identification number (NIIN) sequence. The NIIN consists of the last nine digits of the NSN. When using this column to locate an item, ignore the first four digits of the NSN. When requisitioning items use the complete NSN (13 digits).

(2) *Fig. column*. This column lists the number of the figure where the item is identified/located. The illustrations are in numerical sequence in sections II and III.

(3) *Item column*. The item number identifies the item associated with the figure listed in the adjacent Fig. column. This item is also identified by the NSN listed on the same line.

b. *Part Number Index*. Part numbers in this index are listed by part number in ascending alphameric sequence.

(1) *FSCM column*. This column lists the Federal supply code for manufacturer (FSCM).

(2) *Part number column*. This column indicates the part number assigned to the item.

(3) *Stock number column*. This column lists the National stock number for the associated part number and manufacturer identified in the part number and FSCM columns to the left.

(4) *Fig. column*. This column lists the number of the figure where the item is identified/located in sections II and III,

(5) *Item column*. The item number is that number assigned to the item as it appears in the figure referenced in the adjacent figure number column.

5. Special Information

a. *Associated Publications*. The publication listed below pertains to the AS-1729/VRC and its components:

TM 11-5985-262-14, Antenna AS-1729/VRC

b. *National Stock Numbers*. National stock numbers (NSN'S) that are missing from P source coded items have been applied for and will be added to this TM by future change/revision when they are entered in the Army Master Data File (A MD F). Until the NSN'S are established and published, submit exception requisitions to: Commander, US Army Communications-Electronics Command and Fort Monmouth, ATTN: AMSEL-MM. Fort Monmouth, NJ 07703-5006 for the part required to support your equipment.

6. How to Locate Repair Parts

a. When National stock number or part number is not known.

(1) *First*. Using the table of contents, determine the assembly group or subassembly group to which the item belongs. This is necessary since figures are prepared for assembly groups and subassembly groups, and listings are divided into the same groups.

(2) *Second*. Find the figure covering the assembly group or subassembly group to which the item belongs.

(3) *Third.* Identify the item on the figure and note the item number.

(4) *Fourth.* Refer to the Repair Parts List for the figure to find the part number for the item number noted on the figure.

(5) *Fifth.* Refer to the Part Number Index to find the NSN, if assigned.

b. When National stock number or part number is known.

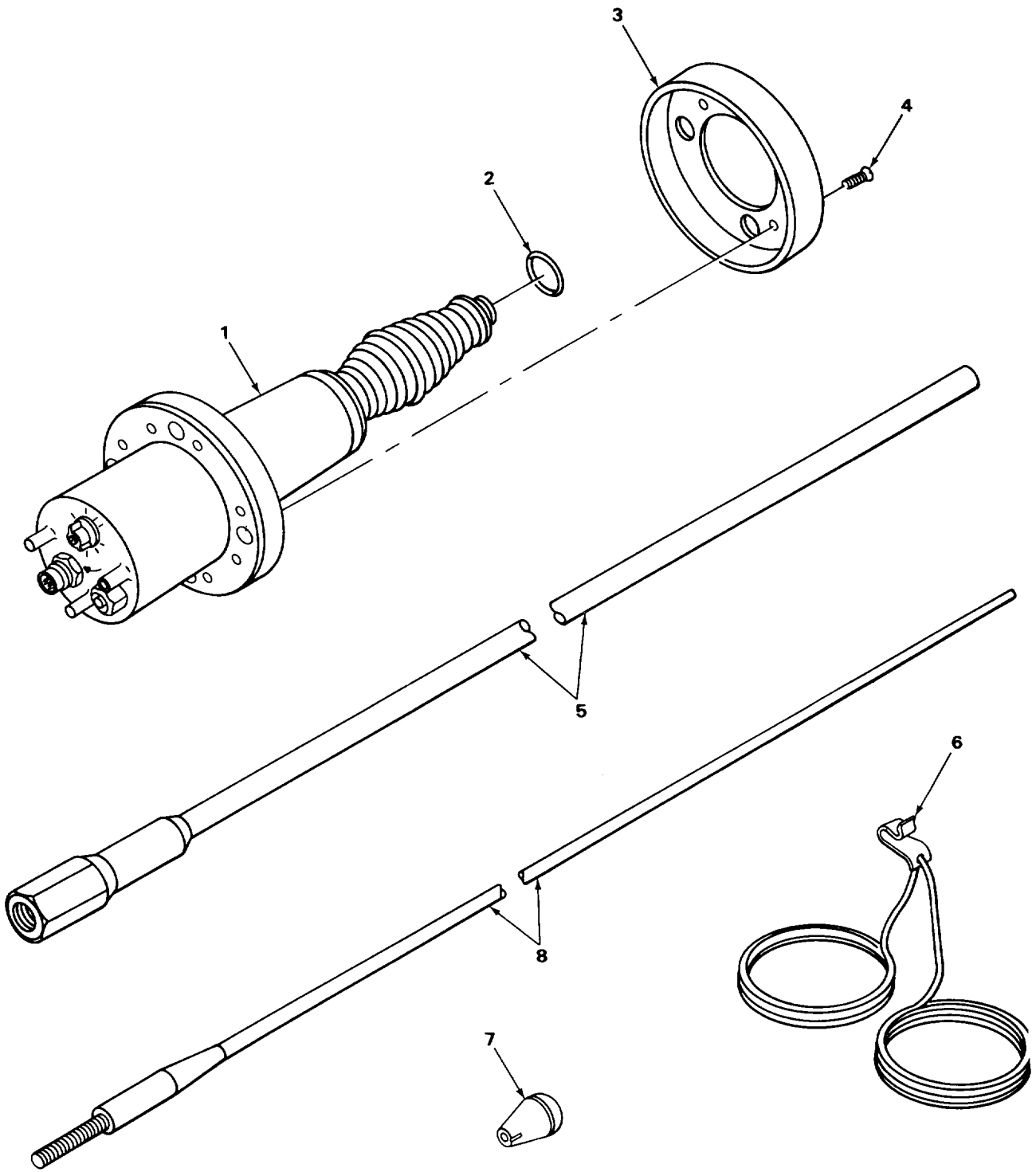
(1) *First.* Using the index of National stock numbers and part numbers, find the pertinent National stock number or part number. The NSN index is in National item identification number (NIIN) sequence para 4a(1)). The part numbers in the part number index are listed in ascending alphameric sequence (para 4b). Both indexes cross-reference you to the illustration figure and item number of the item you are looking for.

(2) *Second.* After finding the figure and item number, verify that the item is the one you're looking for, then locate the item number in the repair parts list for the figure.

7. Abbreviations

Not applicable.

(Next printed page is 10)



EL1MW001

FIGURE 1. ANTENNA AS-1729/VRC.

SECTION II

(1) ITEM NO.	(2) SMR CODE	(3) FSCM	(4) PART NUMBER	(5) DESCRIPTION AND USABLE ON CODE (UOC)	(6) QTY
GROUP OO ANTENNA AS-1729/VRC					
FIGURE 1					
1	XAOHH	80058	MX-6707/VRC	MATCHING UNIT BASE	1
2	PAOZZ	96906	MS9068-211	PACKING, PREFORMED	1
3	PAOZZ	80063	SC-C-877429	COVER, REINFORCING	1
4	PAOZZ	96906	MS51959-30	SCREW, MACHINE	2
5	PAOOO	80058	AS-1730/VRC	ANTENNA ELEMENT	1
6	PAOZZ	80063	SC-C-208747	ANTENNA TIEDOWN KIT	1
7	PAOZZ	80063	SC-C-446180	ANTENNA TIP ASSEMBL	1
8	PAOZZ	80058	AT-1095/VRC	ANTENNA ELEMENT	1

END OF FIGURE

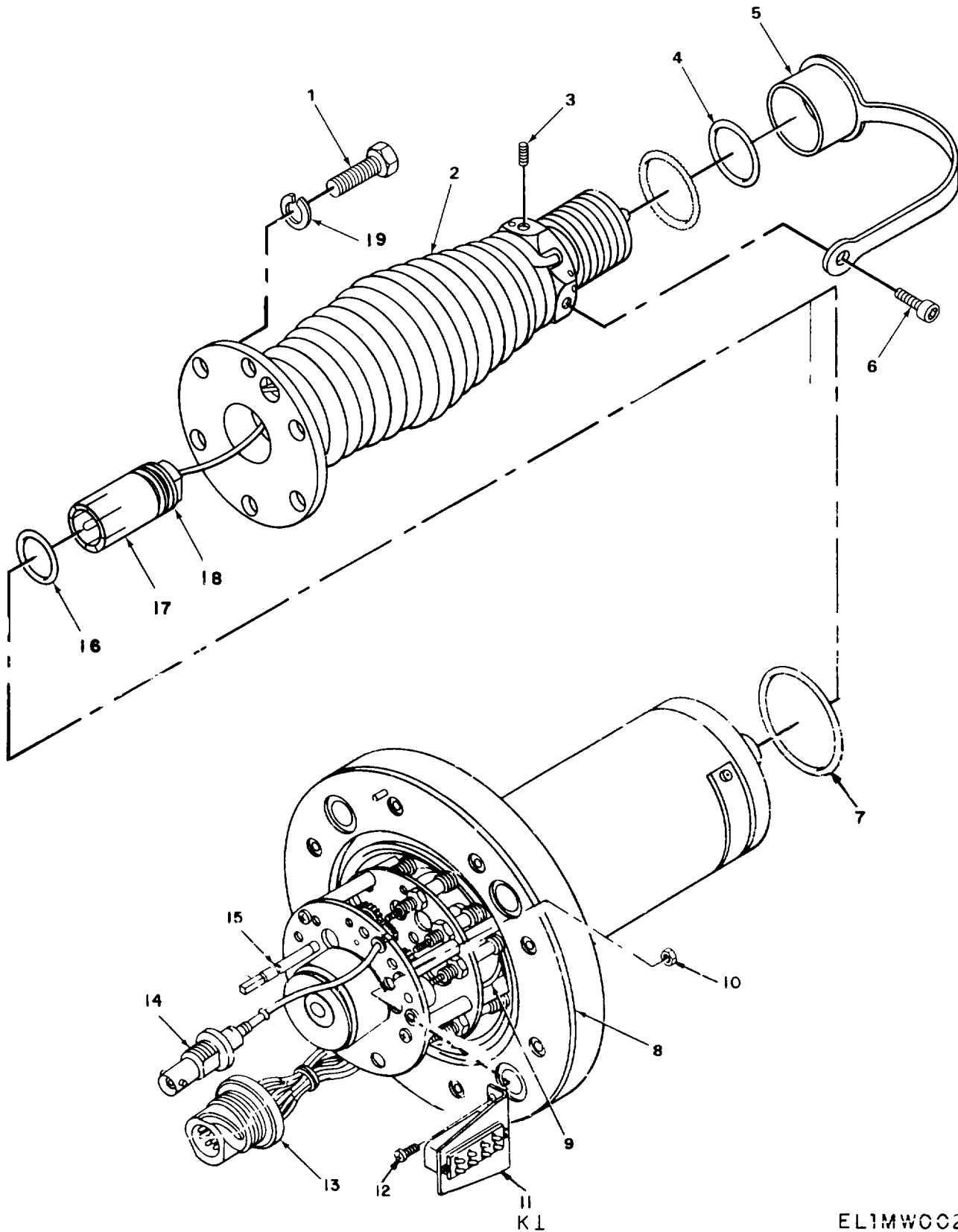
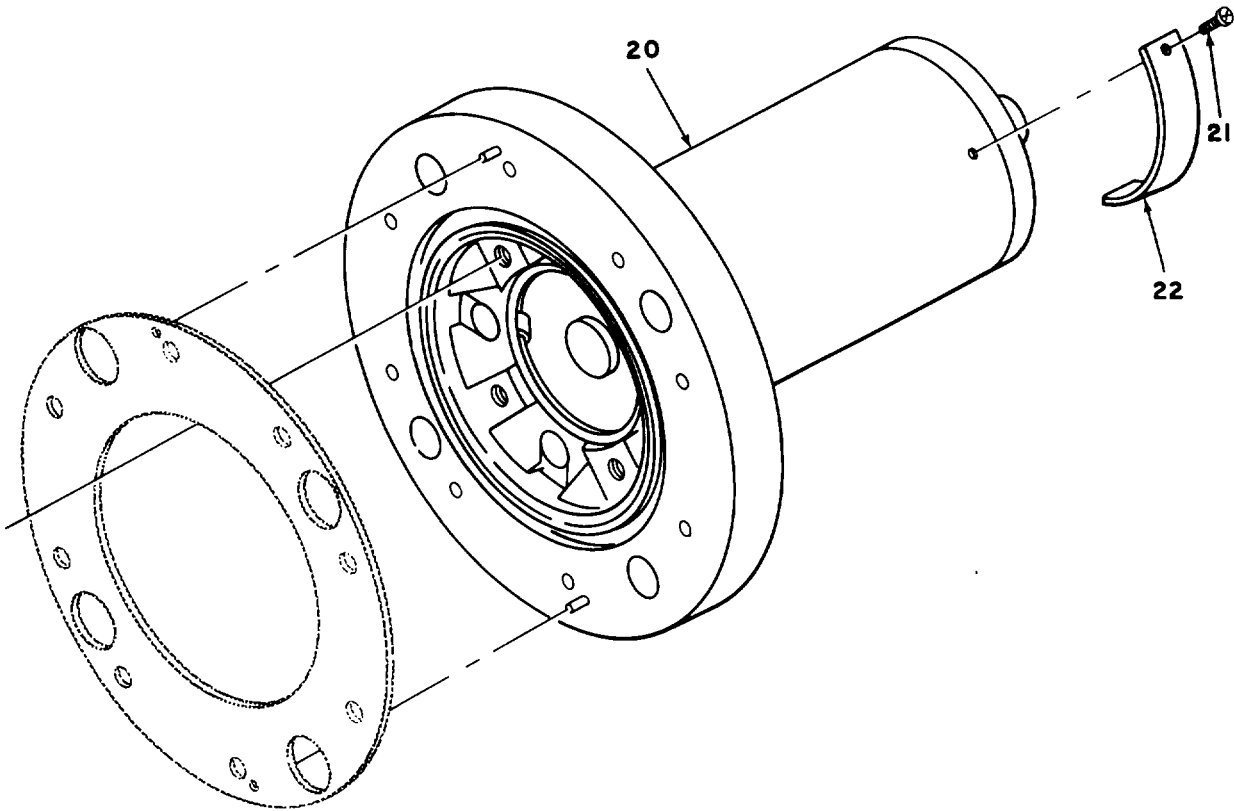


FIGURE 2. MATCHING UNIT BASE, ANTENNA MX-6707/VRC (SHEET 1 OF 2).

EL1MW002



EL1MW003

FIGURE 2. MATCHING UNIT BASE, ANTENNA MX-6707/VRC (SHEET 2 OF 2).

SECTION II

(1) ITEM NO.	(2) SMR CODE	(3) FSCM	(4) PART NUMBER	(5) DESCRIPTION AND USABLE ON CODE (UOC)	(6) QTY
GROUP 01 MATCHING UNIT BASE, ANTENNAMX-6707/VRC					
FIGURE 2					
1	PAHZZ	96906	MS35308-302	SCREW,CAP,HEXAGON	6
2	PAHZZ	80063	SM-D-542042	BASE,ANTENNA SUPPOR	1
3	PAHZZ	96906	MS51966-51	SETSCREW	2
4	PAHZZ	96906	MS9068-015	PACKING,PREFORMED	1
5	PAOZZ	80063	SC-B-911110-2	COVER,ANTENNA BASE	1
6	PAOZZ	96906	MS16996-11B	SCREW,CAP,SOCKET HE	1
7	PAHZZ	96906	MS9068-220	PACKING PREFORMED	1
8	PAHZZ	80063	SC-D-877432	GASKET	1
9	PAHZZ	80063	SM-D-542084	RELAY SWITCH ASSY	1
10	PAHZZ	96906	MS35649-224	NUT,PLAIN,HEXAGON	6
11	PAHZZ	02289	J2K-4730-1281	RELAY,ELECTROMAGNET	1
12	PAHZZ	96906	MS51957-3	SCREW,MACHINE	6
13	PAHZZ	80063	SM-D-542103	WIRING HARNESS,BRAN	1
14	PAHZZ	80063	SM-C-542061	CABLE ASSEMBLY,RADI	1
15	PAHZZ	96906	MS29513-006	PACKING,PREFORMED	1
16	PAHZZ	80063	SC-B-877431	GASKET	1
17	PAHZZ	80063	SM-D-542043	CABLE ASSEMBLY,RADI	1
18	PAHZZ	96906	MS9068-114	PACKING,PREFORMED	1
19	PAHZZ	96906	MS35338-139	WASHER,LOCK	6
20	XAHZZ	80063	SM-C-542069	BASE,MATCHING UNIT	1
21	PAHZZ	96906	MS51861-1C	SCREW,TAPPING,THREA	2
22	XBHZZ	80063	SM-D-542027	PLATE,IDENT	1

END OF FIGURE

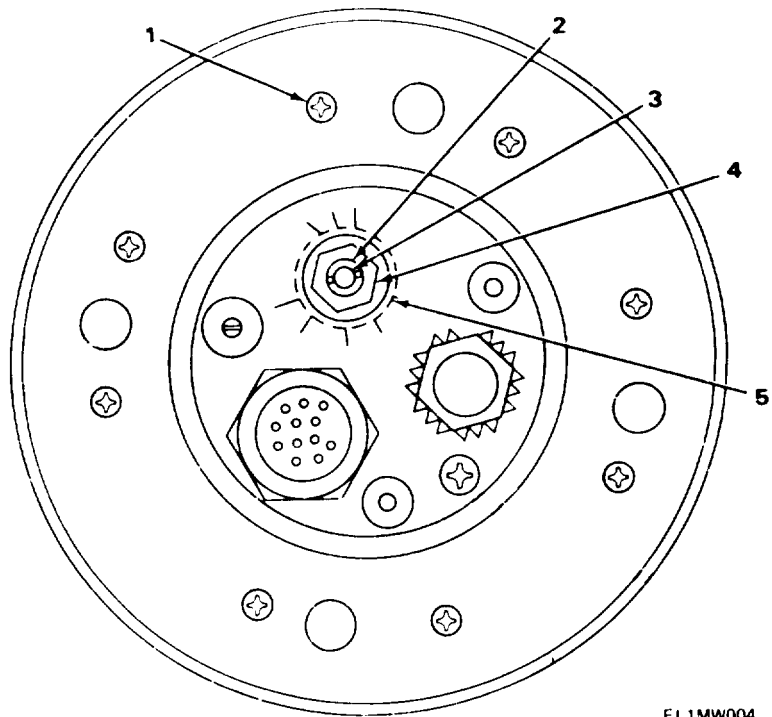
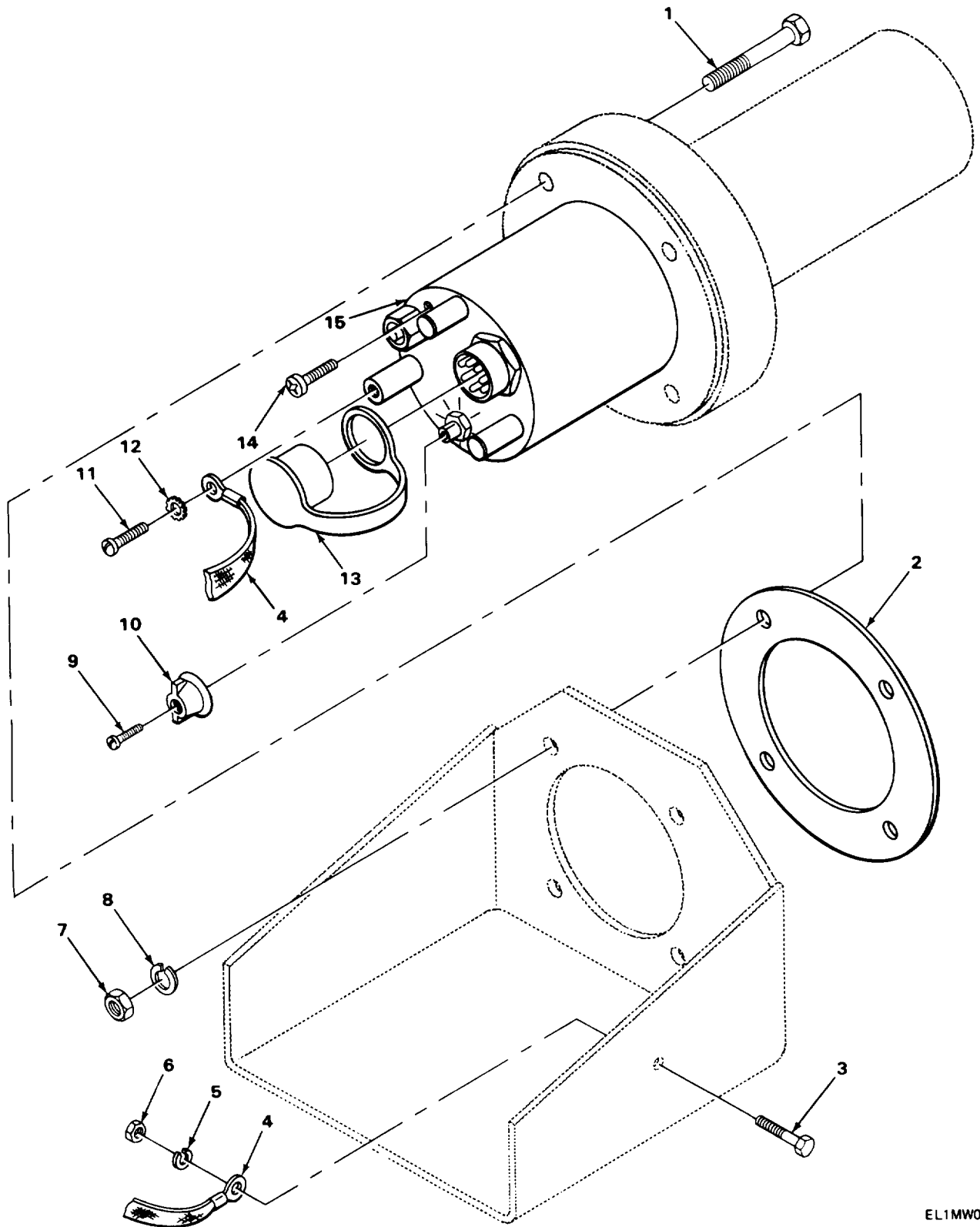


FIGURE 3. MATCHING UNIT BASE, ANTENNA MX-6707/VRC, BOTTOM VIEW, EXTERIOR AND INTERIOR.

SECTION II

(1) ITEM NO.	(2) SMR CODE	(3) FSCM	(4) PART NUMBER	(5) DESCRIPTION AND USABLE ON CODE (UOC)	(6) QTY
				GROUP 01 MATCHING UNIT BASE, ANTENNA MX-6707/VRC, BOTTOM VIEW, EXTERIOR AND INTERIOR	
				FIGURE 3	
1	PAHZZ	96906	MS51959-31	SCREW, MACHINE	8
2	PAHZZ	96906	MS9068-015	PACKING, PREFORMED	1
3	PAHZZ	80063	SM-B-542067	BUSHING, MACHINE THR	1
4	PAHZZ	96906	MS25082-S20	NUT, PLAIN, HEXAGON	1
5	XBHZZ	80063	SM-B-542068	WASHER, LOCK	1

END OF FIGURE



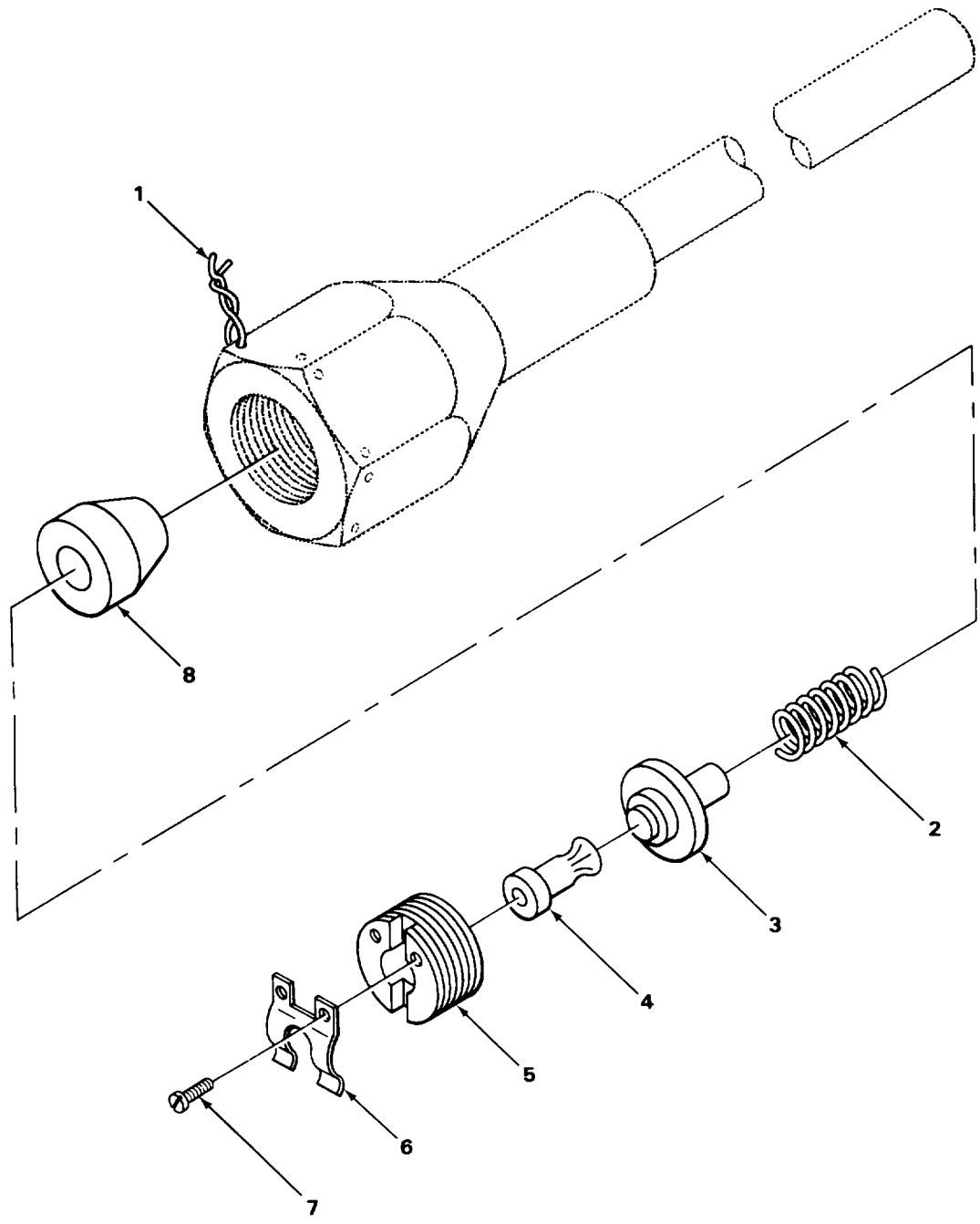
EL1MW005

FIGURE 4. MATCHING UNIT BASE, ANTENNA MX-6707/VRC BOTTOM, MOUNTED.

SECTION II

(1) ITEM NO.	(2) SMR CODE	(3) FSCM	(4) PART NUMBER	(5) DESCRIPTION AND USABLE ON CODE (UOC)	(6) QTY
GROUP 01 MATCHING UNIT BASE ANTENNA MX-6707/VRC, BOTTOM, MOUNTED					
FIGURE 4					
1	PAOZZ	96906	MS90725-65	SCREW,CAP,HEXAGON H	4
2	PAOZZ	80063	SM-B-160382	GASKET	1
3	PAOZZ	96906	MS90726-29	BOLT,MACHINE	1
4	PAOZZ	80063	SM-C-283109	LEAD,ELECTRICAL	1
5	PAOZZ	96906	MS45904-72	WAHSER,LOCK	3
6	PAOZZ	96906	MS51968-5	NUT,PLAIN,HEXAGON	1
7	PAOZZ	96906	MS51967-8	NUT,PLAIN,HEXAGON	4
8	PAOZZ	96906	MS35338-46	WASHER,LOCK	4
9	PAOZZ	80063	SM-B-542040	SCREW,SELF-LOCKING	1
10	PAOZZ	96906	MS91524-1	KNOB	1
11	PAOZZ	96906	MS9122-03	SCREW,MACHINE	1
12	PAOZZ	96906	MS45904-60	WASHER,LOCK	2
13	PAOZZ	80063	SC-B-911110-1	COVER,ANTENNA BASE	1
14	PAOZZ	80063	SM-B-542041	SCREW,MACHINE	1
15	XBHZZ	80063	SM-D-542065	CASE,MATCHING UNIT	1

END OF FIGURE



EL1MWOL

FIGURE 5. ANTENNA ELEMENT AS-1730/VRC.

SECTION II

(1)	(2)	(3)	(4)	(5)	(6)
ITEM	SMR		PART		
NO.	CODE	FSCM	NUMBER	DESCRIPTION AND USABLE ON CODE (UOC)	QTY

GROUP 02 ANTENNA ELEMENT
AS-1730/VRC

FIGURE 5

1	PAOZZ	96906	MS20995-C32	WIRE,NONELECTRICAL	1
2	PAOZZ	80063	SM-B-542006	SPRING,HELICAL,COMP	1
3	XBOZZ	80063	SM-B-542004	ANTENNA ENTRANCE PA	1
4	PAOZZ	80063	SM-B-542007	CONTACT,ELECTRICAL	1
5	PAOZZ	80063	SM-B-542005	RING,EXTERNALLY THR	1
6	PAOZZ	80063	SM-B-542008	CONTACT,ELECTRICAL	1
7	PAOZZ	96906	MS51957-1	SCREW,MACHINE	2
8	PAOZZ	80063	SM-B-542003	RETAINER,HELICAL CO	1

END OF FIGURE

SECTION IV

NATIONAL STOCK NUMBER AND PART NUMBER INDEX

NATIONAL STOCK NUMBER INDEX	
STOCK NUMBER	FIG. ITEM
5985-00-985-9022	1 5
5305-00-054-5635	5 7
5305-00-054-5637	2 12
5330-00-068-2500	2 7
5330-00-078-4184	4 2
5310-00-080-9786	4 12
5305-00-147-3222	2 21
5306-00-225-9084	4 3
5310-00-239-7634	3 4
5330-00-252-6048	2 15
5305-00-269-3215	4 1
9505-00-293-4208	5 1
5305-00-417-5254	2 6
5820-00-437-2353	1 7
5355-00-552-0451	4 10
5310-00-637-9541	4 8
5305-00-719-5064	1 4
5305-00-728-6311	2 3
5310-00-732-0558	4 7
5305-00-765-4352	3 1
5985-00-832-8776	2 2
5305-00-844-5960	2 1
5820-00-856-2728	1 8
5305-00-857-5867	4 11
5310-00-880-7746	4 6
5310-00-889-2527	4 5
5330-00-901-4407	1 2
5330-00-901-7196	2 4
	3 2
5820-00-908-6416	1 6
5995-00-914-5723	2 14
5365-00-914-9467	3 3
5995-00-919-9931	2 17
5999-00-921-0630	5 6
5999-00-921-0631	5 4
5310-00-933-8121	2 19
5310-00-938-2013	2 10
5360-00-939-5729	5 2
5930-00-944-2426	2 9
5330-00-965-0749	2 18
5985-01-012-5425	1 3
5330-01-017-3676	2 8
5330-01-017-5668	2 16
5305-01-028-9191	4 9
5945-01-052-6792	2 11
5985-01-091-0655	4 13
5305-01-100-0244	4 14
6150-01-119-7643	4 4
5985-01-135-2307	2 5
5365-01-142-4463	5 5
5340-01-161-9174	5 8

SECTION IV

NATIONAL STOCK NUMBER AND PART NUMBER INDEX

FSCM	PART NUMBER	PART NUMBER INDEX STOCK NUMBER	FIG.	ITEM
80058	AS-1730/VRC	5985-00-985-9022	1	5
80058	AT-1095/VRC	5820-00-856-2728	1	8
02289	J2K-4730-1281	5945-01-052-6792	2	11
96906	MS16996-11B	5305-00-417-5254	2	6
96906	MS20995-C32	9505-00-293-4208	5	1
96906	MS25082-S20	5310-00-239-7634	3	4
96906	MS29513-006	5330-00-252-6048	2	15
96906	MS35308-302	5305-00-844-5960	2	1
96906	MS35338-139	5310-00-933-8121	2	19
96906	MS35338-46	5310-00-637-9541	4	8
96906	MS35649-224	5310-00-938-2013	2	10
96906	MS45904-60	5310-00-080-9786	4	12
96906	MS45904-72	5310-00-889-2527	4	5
96906	MS51861-1C	5305-00-147-3222	2	21
96906	MS51957-1	5305-00-054-5635	5	7
96906	MS51957-3	5305-00-054-5637	2	12
96906	MS51959-30	5305-00-719-5064	1	4
96906	MS51959-31	5305-00-765-4352	3	1
96906	MS51966-51	5305-00-728-6311	2	3
96906	MS51967-8	5310-00-732-0558	4	7
96906	MS51968-5	5310-00-880-7746	4	6
96906	MS9068-015	5330-00-901-7196	2	4
			3	2
96906	MS9068-114	5330-00-965-0749	2	18
96906	MS9068-211	5330-00-901-4407	1	2
96906	MS9068-220	5330-00-068-2500	2	7
96906	MS90725-65	5305-00-269-3215	4	1
96906	MS90726-29	5306-00-225-9084	4	3
96906	MS9122-03	5305-00-857-5867	4	11
96906	MS91524-1	5355-00-552-0451	4	10
80058	MX-6707/VRC		1	1
80063	SC-B-877431	5330-01-017-5668	2	16
80063	SC-B-911110-1	5985-01-091-0655	4	13
80063	SC-B-911110-2	5985-01-135-2307	2	5
80063	SC-C-208747	5820-00-908-6416	1	6
80063	SC-C-446180	5820-00-437-2353	1	7
80063	SC-C-877429	5985-01-012-5425	1	3
80063	SC-D-877432	5330-01-017-3676	2	8
80063	SM-B-160382	5330-00-078-4184	4	2
80063	SM-B-542003	5340-01-161-9174	5	8
80063	SM-B-542004		5	3
80063	SM-B-542005	5365-01-142-4463	5	5
80063	SM-B-542006	5360-00-939-5729	5	2
80063	SM-B-542007	5999-00-921-0631	5	4
80063	SM-B-542008	5999-00-921-0630	5	6
80063	SM-B-542040	5305-01-028-9191	4	9
80063	SM-B-542041	5305-01-100-0244	4	14
80063	SM-B-542067	5365-00-914-9467	3	3
80063	SM-B-542068		3	5
80063	SM-C-283109	6150-01-119-7643	4	4
80063	SM-C-542061	5995-00-914-5723	2	14

SECTION IV

NATIONAL STOCK NUMBER AND PART NUMBER INDEX

FSCM	PART NUMBER	PART NUMBER INDEX STOCK NUMBER	FIG.	ITEM
80063	SM-C-542069		2	20
80063	SM-D-542027		2	22
80063	SM-D-542042	5985-00-832-8776	2	2
80063	SM-D-542043	5995-00-919-9931	2	17
80063	SM-D-542065		4	15
80063	SM-D-542084	5930-00-944-2426	2	9
80063	SM-D-542103		2	13

By Order of the Secretary of the Army:

JOHN A. WICKHAM, JR.
General, United States Army
Chief of Staff

Official:

DONALD J. DELANDRO
Brigadier General, United States Army
The Adjutant General

Distribution:

To be distributed in accordance with DA Form 12-51 literature requirements for
AS-1729/VRC

SOMETHING WRONG WITH THIS PUBLICATION?



THEN... JOT DOWN THE DOPE ABOUT IT ON THIS FORM, CAREFULLY TEAR IT OUT, FOLD IT AND DROP IT IN THE MAIL!

FROM: (PRINT YOUR UNIT'S COMPLETE ADDRESS)
 Commander
 Stateside Army Depot
 ATTN: AMSTA-US
 Stateside, N.J. 07703-5007

DATE SENT
 4 April 1978

PUBLICATION NUMBER
 TM 11-5840-340-14&P

PUBLICATION DATE
 23 Jan 74

PUBLICATION TITLE
 Radar Set AN/PRC-76

BE EXACT. PIN-POINT WHERE IT IS

IN THIS SPACE TELL WHAT IS WRONG AND WHAT SHOULD BE DONE ABOUT IT:

PAGE NO	PARA-GRAPH	FIGURE NO	TABLE NO
2-25	2-28		
3-10	3-3		3-1
5-6	5-8		
E-5			
E-8		E-3	
E-9			

Recommend that the installation antenna alignment procedure be changed throughout to specify a 2° IFF antenna lag rather than 1°.

REASON: Experience has shown that with only a 1° lag, the antenna servo system is too sensitive to wind gusting in excess of 25 knots, and has a tendency to rapidly accelerate and decelerate as it hunts, causing strain to the drive train. Hunting is minimized by adjusting the lag to 2° without degradation of operation.

Item 5, Function column Change "2 db" to "3db."

REASON: The adjustment procedure for the TRANS POWER FAULT indicator calls for a 3 db (500 watts) adjustment to light the TRANS POWER FAULT indicator.

Add new step f.1 to read, "Replace cover plate removed in step e.1, above."

REASON: To replace the cover plate.

For item 2, change the NSN to read: 5835-00-134-9186.

REASON: Accuracy.

Identify the cover on the junction box (item no. 5).

REASON: It is a separate item and is not called out on figure 19.

Add the cover of the junction box as an item in the listing for figure 19.

REASON: Same as above.

PRINTED NAME, GRADE OR TITLE, AND TELEPHONE NUMBER
 SSG I. M. DeSpiritof 999-1776

SIGN HERE

TEAR ALONG DASHED LINE

FILL IN YOUR
UNIT'S ADDRESS

FOLD BACK

DEPARTMENT OF THE ARMY


OFFICIAL BUSINESS
PENALTY FOR PRIVATE USE \$300

POSTAGE AND FEES PAID
DEPARTMENT OF THE ARMY
DOD 314



Commander
US Army Communications-Electronics Command
and Fort Monmouth
ATTN: AMSEL-ME-MP
Fort Monmouth, NJ 07703-5007

RECOMMENDED CHANGES TO EQUIPMENT TECHNICAL PUBLICATIONS



SOMETHING WRONG WITH THIS PUBLICATION?

THEN...JOT DOWN THE DOPE ABOUT IT ON THIS FORM. CAREFULLY TEAR IT OUT, FOLD IT AND DROP IT IN THE MAIL.

FROM: (PRINT YOUR UNIT'S COMPLETE ADDRESS)

DATE SENT

PUBLICATION NUMBER
TM 11-5985-262-24P

PUBLICATION DATE
5 March 1985

PUBLICATION TITLE
ANTENNA AS-1729/VRC

BE EXACT PIN-POINT WHERE IT IS

IN THIS SPACE TELL WHAT IS WRONG AND WHAT SHOULD BE DONE ABOUT IT:

PAGE NO.	PARA-GRAPH	FIGURE NO.	TABLE NO.
----------	------------	------------	-----------

TEAR ALONG PERFORATED LINE

PRINTED NAME GRADE OR TITLE AND TELEPHONE NUMBER

SIGN HERE

FILL IN YOUR
UNIT'S ADDRESS

FOLD BACK

DEPARTMENT OF THE ARMY

POSTAGE AND FEES PAID
DEPARTMENT OF THE ARMY
DOD 314



OFFICIAL BUSINESS
PENALTY FOR PRIVATE USE \$300

Commander
US Army Communications-Electronics Command
and Fort Monmouth
ATTN: AMSEL-ME-MP
Fort Monmouth, NJ 07703-5007

RECOMMENDED CHANGES TO EQUIPMENT TECHNICAL PUBLICATIONS



THEN...JOT DOWN THE DOPE ABOUT IT ON THIS FORM. CAREFULLY TEAR IT OUT, FOLD IT AND DROP IT IN THE MAIL.

SOMETHING WRONG WITH THIS PUBLICATION?

FROM: (PRINT YOUR UNIT'S COMPLETE ADDRESS)

DATE SENT

PUBLICATION NUMBER
TM 11-5985-262-24P

PUBLICATION DATE
5 March 1985

PUBLICATION TITLE
ANTENNA AS-1729/VRC

BE EXACT PIN-POINT WHERE IT IS

PAGE NO.	PARA-GRAPH	FIGURE NO.	TABLE NO.

IN THIS SPACE TELL WHAT IS WRONG AND WHAT SHOULD BE DONE ABOUT IT:

TEAR ALONG PERFORATED LINE

PRINTED NAME GRADE OR TITLE AND TELEPHONE NUMBER

SIGN HERE

FILL IN YOUR
UNIT'S ADDRESS

FOLD BACK

DEPARTMENT OF THE ARMY

OFFICIAL BUSINESS
PENALTY FOR PRIVATE USE \$300


POSTAGE AND FEES PAID
DEPARTMENT OF THE ARMY
DOD 314



TEAR ALONG PERFORATED LINE

Commander
US Army Communications-Electronics Command
and Fort Monmouth
ATTN: AMSEL-ME-MP
Fort Monmouth, NJ 07703-5007

RECOMMENDED CHANGES TO EQUIPMENT TECHNICAL PUBLICATIONS



SOMETHING WRONG WITH THIS PUBLICATION?

THEN...JOT DOWN THE DOPE ABOUT IT ON THIS FORM. CAREFULLY TEAR IT OUT, FOLD IT AND DROP IT IN THE MAIL.

FROM: (PRINT YOUR UNIT'S COMPLETE ADDRESS)

DATE SENT

PUBLICATION NUMBER

TM 11-5985-262-24P

PUBLICATION DATE

5 March 1985

PUBLICATION TITLE

ANTENNA AS-1729/VRC

BE EXACT PIN-POINT WHERE IT IS

PAGE NO.

PARA-GRAPH

FIGURE NO.

TABLE NO.

IN THIS SPACE TELL WHAT IS WRONG AND WHAT SHOULD BE DONE ABOUT IT:

TEAR ALONG PERFORATED LINE

PRINTED NAME GRADE OR TITLE AND TELEPHONE NUMBER

SIGN HERE

DA FORM 2028-2
1 JUL 79

PREVIOUS EDITIONS ARE OBSOLETE

P.S...IF YOUR OUTFIT WANTS TO KNOW ABOUT YOUR RECOMMENDATION MAKE A CARBON COPE OF THIS AND GIVE IT TO YOUR HEADQUARTERS.

FILL IN YOUR
UNIT'S ADDRESS

FOLD BACK

DEPARTMENT OF THE ARMY

OFFICIAL BUSINESS
PENALTY FOR PRIVATE USE \$300

POSTAGE AND FEES PAID
DEPARTMENT OF THE ARMY
DOD 314



TEAR ALONG PERFORATED LINE

Commander
US Army Communications-Electronics Command
and Fort Monmouth
ATTN: AMSEL-ME-MIP
Fort Monmouth, NJ 07703-5007

