

573 TD Verzamelpl. Cie
afd. Beheer

DEPARTMENT OF THE ARMY
SUPPLY CATALOG

ORD 7 SNL G-511

K2-010A

GROUP G

ORGANIZATIONAL MAINTENANCE ALLOWANCES

FOR

TRUCK, 5- TO 6-TON, 4 x 4 (AUTOCAR)

Supersedes ORD 7 SNL G-511; 17 June 1944

Ref: TM 9-817

This catalog is correct to 11 October 1949

DEPARTMENT OF THE ARMY

DECEMBER 1949

DEPARTMENT OF THE ARMY
WASHINGTON 25, D. C., 30 December 1949

Department of the Army Supply Catalog ORD 7 SNL G-511 is published for the information and guidance of all concerned.

[AG 461 (15 Nov 49)]

BY ORDER OF THE SECRETARY OF THE ARMY:

OFFICIAL:

EDWARD F. WITSELL
Major General
The Adjutant General

J. LAWTON COLLINS
Chief of Staff, United States Army

DISTRIBUTION:

Tech Sv (2) except 9 (52); Arm & Sv Bd (2); AFF (2); OS Maj Comd (10); Base Comd (2); MDW (3); A (ZI) (18). Overseas (3); CHQ (2); D (2); R 9 (2); Bn 9 (2); C 9 (2); FC (1); Sch (5) except 9 (50); Gen Dep (1); Dep 9 (3); PE (Ord O) (5). OSD (1); PG 9 (3); Ars 9 (3); Dist 9 (3); SPECIAL DISTRIBUTION.

For explanation of distribution formula, see SR 310-90-1.

CONTENTS

	Page
MAJOR ITEMS.....	i
INTRODUCTION.....	1
VEHICULAR SPARE PARTS.....	4
ORGANIZATIONAL SPARE PARTS; FOR:	
GROUP 01—ENGINE.....	4
GROUP 02—CLUTCH.....	10
GROUP 03—FUEL SYSTEM.....	12
GROUP 04—EXHAUST SYSTEM.....	17
GROUP 05—COOLING SYSTEM.....	17
GROUP 06—ELECTRICAL SYSTEM.....	21
GROUP 07—TRANSMISSION.....	27
GROUP 08—TRANSFER.....	28
GROUP 09—PROPELLER SHAFT.....	29
GROUP 10—FRONT AXLE.....	31
GROUP 11—REAR AXLE.....	32
GROUP 12—BRAKES.....	33
GROUP 13—WHEELS, HUBS, AND DRUMS.....	40
GROUP 14—CONTROLS.....	43
GROUP 15—FRAME AND BRACKETS.....	44
GROUP 16—SPRINGS AND SHOCK ABSORBERS.....	47
GROUP 17—HOOD.....	49
GROUP 18—CAB.....	49
GROUP 20—WINCH AND POWER-TAKE-OFF.....	52
GROUP 22—MISCELLANEOUS CAB AND CHASSIS ACCESSORIES.....	53
TOOLS AND EQUIPMENT:	
VEHICULAR TOOLS AND EQUIPMENT.....	55
EQUIPMENT ISSUED BY OTHER TECHNICAL SERVICES.....	56
ORGANIZATIONAL TOOL SETS.....	57
ARMAMENT.....	58
APPLICABLE CLEANING AND PRESERVING MATERIALS.....	58
ARTICLES FOR INSTRUCTIONAL PURPOSES.....	60
NOTES.....	61
ILLUSTRATIONS.....	62

MAJOR ITEMS

The TRUCKS, 5- to 6-Ton, 4 x 4, Ponton Tractor (Autocar, Model U8144T, COE), 5- to 6-Ton, 4 x 4, Tractor, w/Winch (Autocar, Model U8144T, COE), 5- to 6-Ton, 4 x 4, Van (Autocar, Model U8144, COE), and 5- to 6-Ton, 4 x 4, Van (Autocar, Model U8144, COE; Signal Corps Models K31A, K62A, K62B) are stored, issued, and reviewed under "Major Items," ORD 3 SNL G-1. These items are nonexpendable.

INTRODUCTION

1. GENERAL. *a.* This is a list of equipment and spare parts which are issued to the *using* arm or service for operation of the matériel and for performing organizational maintenance. It supplements tables of organization and equipment, tables of basic allowances, and tables of allowances.

b. Explanation of symbols (such as "H-1," "NX," etc.) used throughout this catalog are included under heading "Notes."

c. Ordnance installations will find classification codes in ORD 5-2, Alphabetical Index to Stock List of All Items, for Federal stock numbers listed herein.

d. For prices of items contained herein, see the appropriate catalog of the ORD 5-3, Pricing Guide series.

e. For full information relative to the Ordnance section of the Department of the Army Supply Catalog, including the purposes and uses thereof, the procedure followed, and the principles employed in its compilation, see ORD 1, Introduction and Index, and the Ordnance Provision System Regulations (OPSR).

2. UNIT OF ISSUE. The Unit of Issue column lists the unit of issue used for each item. This may be in the form of an actual unit of issue, such as "oz," "lb," etc., or, as in the case of most items, merely by the use of "each" designated by "ea."

3. QUANTITY INCORPORATED IN UNIT. The Quantity Incorporated in Unit column lists the actual quantity of the part required for the particular use indicated.

4. PLAN FOR MAINTENANCE. *a.* Maintenance operations to be performed are indicated by the spare parts herein authorized for initial issue or by a symbol signifying authority to requisition them for organizational maintenance.

b. Where the same part is common to two or more vehicles assigned to the same unit, the part should be issued on the basis of the total number of vehicles to which the part applies.

5. NOMENCLATURE. *a.* Items appearing within a subgroup that lists components of and items related to only *one* assembly or subassembly automatically assume as part of their official nomenclature the title of the pertinent subgroup. (Example—"BAND, frame" is an entry in subgroup 0601. The complete nomenclature of the item is "BAND, engine generator frame"; "Engine Generator" the subgroup title.)

b. Items appearing within a subgroup that lists *more than one* assembly or more than one group of related items are listed with their complete nomenclature. (Example—"SWITCH, ignition, assembly" is an entry in subgroup 0605. The complete nomenclature of the item is as shown, while the title of the subgroup is "Engine Ignition Coil and Wiring.")

6. ATTACHING PARTS. Attaching parts, such as bolts, nuts, screws, washers, etc., are indented immediately under the item which they attach. Whenever two similar items having the same attaching parts, such as right and left fenders, are listed, they are placed one immediately following the other and the attaching parts for both are covered by a single listing under the second item.

7. LIST OF ABBREVIATIONS. The following is a list of abbreviations appearing in this catalog:

adj.....	adjustable, adjusting	cal.....	caliber
al.....	aluminum	cand-bay-base.....	candelabra bayonet base
alloy-S.....	alloy steel	cap.....	capacity
amp.....	ampere	carb.....	carbon
assy.....	assembly	cd-pltd.....	cadmium-plated
AWG.....	American Wire Gage	CI.....	cast iron
bdg-hd.....	binding head	ck.....	countersunk
br.....	brass	comb.....	combination
brg.....	bearing	comm.....	common
btry.....	battery	comp.....	complete
bz.....	bronze	contd.....	continued

contr.....	container	NPT.....	National Taper Pipe Thread
cop.....	copper (cuprum)	NS.....	National Form Thread, Special Pitch
cp.....	candlepower	oct.....	octagon
ctd.....	coated	od.....	olive-drab
cyl.....	cylinder	OD.....	outside diameter
dbl.....	double	opng.....	opening
dbl-hd.....	double head	oz.....	ounce (s)
dc.....	direct current	patt.....	pattern
deg.....	degree (angle)	pkg.....	package
diam.....	diameter	pr.....	pair
dld-f/c-pin.....	drilled for cotter pin	psi.....	pounds per square inch
ea.....	each	pt.....	pint
elec.....	electric	qr.....	quire
engrs.....	engineers	qt.....	quart
etc.....	and so forth (et cetera)	rad.....	radial
ext-teeth.....	external teeth (lock washer)	rd.....	round
fil.....	filament	rd-hd.....	round-head
fil-hd.....	fillister-head	rd-pt.....	round-point
fin.....	finish	rect.....	rectangular
flex.....	flexible	reg.....	regular
fl-hd.....	flat-head	r-end.....	round-end
ft.....	foot	RH.....	right hand
gal.....	gallon	rte.....	ratchet
glvd.....	galvanized	ru.....	rubber
gr.....	grade	S.....	steel
hd.....	head	SAE.....	Society of Automotive Engineers
hdl.....	handle	s-fin.....	semifinished
hdls.....	headless	sgle.....	single
hex.....	hexagonal	sgle-end.....	single-end
hex-hd.....	hexagon-head	sgle-tun-fil.....	single-tungsten-filament
hv.....	heavy	sld.....	slotted
hv-duty.....	heavy-duty	sp.....	special
ID.....	inside diameter	sq.....	square
in.....	inch (es)	sq-hd.....	square-head
incand.....	incandescent	SR.....	single row
int-teeth.....	internal teeth (lock washer)	std.....	standard
jt.....	joint	stght.....	straight
L.....	light (weight)	stor.....	storage
lb.....	pound (s)	swv-hook.....	swivel-hook
lg.....	long	term.....	terminal
lgh.....	length	thd (s).....	thread, threads
LH.....	left hand	thk.....	thick
lubr.....	lubricating	thkns.....	thickness
m.....	medium	tnd.....	tinned
mach.....	machine	tubr.....	tubular
machst.....	machinist	unfin.....	unfinished
max.....	maximum	univ.....	universal
mfd.....	microfarad	univ-jt.....	universal-joint
MI.....	malleable iron	v.....	volt
min.....	minimum	w.....	watt
mm.....	millimeter	w/.....	with
mtl.....	metal	w/o.....	without
NC.....	National Coarse Thread	wt.....	weight
NF.....	National Fine Thread	zn.....	zinc
No.....	number	zn-pltd.....	zinc-plated

8. LIST OF MANUFACTURERS' SYMBOLS. The following is a list of symbols preceding the part number for manufacturers appearing in this catalog:

<i>Symbol</i>	<i>Manufacturer</i>
AC	A C Spark Plug Div. (GMC)
ACC	American Cable Div.
AL	Electric Auto-Lite Company (The)

<i>Symbol</i>	<i>Manufacturer</i>
AT	American Transformer Co.
AUC	Autocar Co.
BW	Budd Wheel Co.

<i>Symbol</i>	<i>Manufacturer</i>
BWE	Bendix-Westinghouse Automotive Air Brake Co.
DN	Donaldson Co., Inc.
DR	Delco-Remy Div. (GMC)
DSF	Dayton Steel Foundry Co.
FR	Fram Corp.
GL	Guide Lamp Div. (GMC)
GLH	Gilmer Co., L H
GW	Gar Wood Industries, Inc.
HE	Houde Engineering Corp.
HM	Hercules Motors Corp.
PG	Pierce Governor Co.
RG	Ross Gear and Tool Co.
SP	Spicer Mfg. Corp.
SPT	Spencer Thermostat Co.

<i>Symbol</i>	<i>Manufacturer</i>
STN	Stant Mfg. Co.
SW	Stewart-Warner Corp.
SZ	Schwitzer Cummins Co.
TD	Timken-Detroit Axle Co. (The)
TP	Thompson Products, Inc.
TRI	Trico Products Corp.
TRU	Tru-Stop
TS	Troy Sunshade Co. (The)
UA	United Specialties Co.
UTS	United Specialties Co.
WI	White Motor Co. (The)
YH	York Hoover Body Corp.
Z	Zenith Carburetor Div.

9. SUGGESTIONS. Notice of discrepancies or suggested changes should be directed to the Chief of Ordnance, Washington 25, D. C., ATTENTION: ORDFM-Pub.

(1) STOCK NO.	(2) MANUFACTURER'S PART NO.	(3) ORDNANCE PART NO.	(4) DESCRIPTION	(5) UNIT OF ISSUE	(6) QUANTITY INCORPORATED IN UNIT	(7) ORGANIZATIONAL ALLOWANCES			(8) REFERENCE SYMBOLS
						1-4	5-20	21-50	
VEHICULAR SPARE PARTS									
None authorized									
ORGANIZATIONAL SPARE PARTS; FOR:									
GROUP 01-ENGINE									
			0101-Engine Cylinder Head and Cylinder Block						
G509-0194018	AUC-2UU007 HM-17224C		GASKET, cyl hd.....	ea	2	2	2	2	G-9 X
G509-0207137	AUC-2UU0256 HM-17215D		HEAD, cyl, rear, assy ¹						G-9 X
H101-0176334		176334	NUT, jam, hex, hv, s-fin, S, cd or zn-pltd, 1/2-13NC-3.	ea	2	%	%	%	H-1 X
G156-0382009	AUC-2UU01377 HM-1608A		SCREW, cap, hex-hd, S, 1/2-13NC-2 x 3 5/8.....	ea	30	1	1	1	M-5 X
G511-7712784	AUC-2UU2151A	7712784	STUD, cd-pltd, 1/2-13NC x 4 5/8 x 1/2-13NC.....	ea	2	%	%	%	G-9 X
G511-7712785	AUC-S995C	7712785	WASHER, plain, S, 1/2 in, 1 7/8 ID x 1 OD x 1/16 thk.	ea	2	%	%	%	G-9 X
H006-0282430		501591	PLUG, expansion, S, 5/8 in diam (cyl block).....	ea	5	%	%	%	H-6 X
4300-2534A	AUC-2UU01338 HM-2534A		PLUG, expansion, 1 1/4 in (water jacket).....	ea	2	%	%	%	G-9 X
H006-0283420		103876	PLUG, pipe, ck, CI, 1 in (cyl block).....	ea	1	%	%	%	H-6 X
H006-0143967		143967	PLUG, pipe, ck, MI, cd or zn-pltd, 1/2 in (cyl hd).	ea	2	%	%	%	H-6 X
H006-0283766		143968	PLUG, pipe, sq-hd, ck, MI, cd or zn-pltd, 3/4 pipe thd (cyl block).	ea	4	%	%	%	H-6 X
H006-0283987		143992	PLUG, pipe, sltd, hdls, S, cd or zn-pltd, 1/4 in (oil pressure line).	ea	2	%	%	%	H-6 X
G509-0382830	AUC-2UU01359		SEAL, oil, generator (in crankcase).....	ea	1	%	%	%	M-5 X
0105.1-Engine Valves, Springs, Guides, and Seats									
G509-0140730	AUC-2UU065 HM-15006B		COVER, valve compartment, front.....	ea	1	%	%	%	G-9 X
4300-17007BS	AUC-2UUA065 HM-17007BS		COVER, valve compartment, rear.....	ea	1	%	%	%	G-9 X

H101-0434792		434792	SCREW, cap, hex-hd, S, 85,000 psi yield strength, cd or zn-pltd, $\frac{1}{2}$ -13NC-2 x $3\frac{1}{2}$.	ea	4	%	%	%	H-1	X
G156-0443030	AUC-2UU A01375 HM-795A		WASHER, lead, $\frac{3}{64}$ ID x $\frac{3}{4}$ OD x $\frac{3}{32}$ thk.....	ea	4	2	%	4	M-5	X
H001-7043801		120396	WASHER, plain, SAE std, S, cd or zn-pltd, $\frac{1}{2}$ in.	ea	4	%	%	%	H-1	X
G509-0194015	AUC-2UU072 HM-15005B		GASKET, valve compartment cover.....	ea	2	2	%	4	G-9	X
0105.2-Engine Valve Tappets										
G085-1255700	AUC-2UU01373 HM-2210A		COLLAR, dowel, S, $\frac{3}{64}$ ID, $\frac{11}{16}$ OD, $\frac{7}{32}$ thk.....	ea	8	%	%	%	M-5	X
G509-0135760	AUC-2UU01371 HM-15088B		GUIDE.....	ea	2	%	%	%	G-9	X
H101-0215684		215684	SCREW, cap, hex-hd, S, cd or zn-pltd, $\frac{1}{2}$ -13NC-2 x 2.	ea	8	%	%	%	H-1	X
H001-7025801		120384	WASHER, lock, m, S, cd or zn-pltd, $\frac{1}{2}$ in.....	ea	8	%	%	%	H-1	X
0600-2UU1368S	HM-17992AS AUC-2UU1368S		SCREW, adj, w/NUT, assy.....	ea	12	%	%	%	G-9	X
0105.3-Engine Camshaft										
H001-4018561		426097	NUT, jam, hex, reg, s-fin, S, cd or zn-pltd, $\frac{7}{16}$ -14NC-2 (thrust plunger adj screw).	ea	1	%	%	%	H-1	X
G156-0382036	AUC-2UU0774 HM-14596AS		SCREW, sp, tobin bz, $\frac{7}{16}$ -14NC-2 x $1\frac{15}{32}$ (adj, thrust plunger).	ea	1	%	%	%	M-5	X
0106.2-Engine Oil Filter										
G136-0124254	FR-11735	7340258 A323536	ADAPTER, center tube.....	ea	2	%	%	%	G-9	X
4300-17269D	AUC-2UU5727 HM-17269D		BASE (Issue until stock is exhausted, then use BASE AUC-2UU01190).	ea	1	%	%	%	G-9	X
G510-7366103	AUC-2UU01190	7366103	BASE, assy.....	ea	1	%	%	%	G-9	X
H001-4027581		214267	NUT, hex, reg, s-fin, S, cd or zn-pltd, $\frac{1}{2}$ -20NF-2.	ea	6	%	%	%	H-1	X
G156-0392262	AUC-2G2896 HM-3220A		STUD, $\frac{1}{2}$ x $\frac{7}{8}$	ea	6	%	%	%	G-9	X
H001-7025801		120384	WASHER, lock, m, S, cd or zn-pltd, $\frac{1}{2}$ in.....	ea	6	%	%	%	H-1	X
G509-0131990	AUC-2UU01502 HM-17259BS FR-5241	B266401	COVER, assy (includes GASKET).....	ea	2	%	%	%	M-5	X
8-E-1010		8-E-1010	ELEMENT, oil filter.....	ea	2	%	%	%	K-4	X
H017-0540502		540502	FILTER, oil, assy.....	ea	2	%	%	%	H-17	X

(1) STOCK NO.	(2) MANUFACTURER'S PART NO.	(3) ORDNANCE PART NO.	(4) DESCRIPTION	(5) UNIT OF ISSUE	(6) QUANTITY INCORPORATED IN UNIT	(7) ORGANIZATIONAL ALLOWANCES Co. Btry. or Tr— Number of major items			(8) REFERENCE SYMBOLS
						1-4	5-20	21-50	
ORGANIZATIONAL SPARE PARTS; FOR: (Contd)									
GROUP 01-ENGINE (Contd)									
0106.2-Engine Oil Filter (Contd)									
4300-17905A	AUC-2UUA0575 HM-17905A		GASKET, base.....	ea	1	%	%	%	G-5 X
G116-1594042	AUC-2UU0828 FR-11639	7089605	GASKET, case.....	ea	2	%	%	%	G-9 X
G508-5329469		5329469	GASKET, fiber, 4/8 ID, 1 1/8 OD, 3/4 thk (cover screw).	ea	2	%	%	%	M-5 X
G085-1100858	AUC-2UU0831 HM-8575A	A317505	GASKET, rd, cop, 3/4 ID x 1 OD x 1/6 thk (relief valve adj screw cap).	ea	2	%	%	%	M-5 X
G509-0131580	AUC-2UU0602 HM-8574A	A317509	NUT, acorn, S, 3/4-16NF-2 x 1 3/8 overall.....	ea	1	%	%	%	M-5 X
G509-0279949	AUC-2UU01213 HM-8573A		NUT, lock, relief valve adj screw.....	ea	1	%	%	%	G-9 X
G509-0382103	AUC-2UU0956 HM-8572A	A317520	SCREW, adj, relief valve.....	ea	1	%	%	%	M-5 X
G179-5308280	FR-11580	5308280	SCREW, retaining, cover.....	ea	2	%	%	%	G-9 X
G509-0389505	AUC-2UU0477 HM-8571A	A317510	SPRING, compression, music wire, 7/16 diam stock, 0.057 OD, 14 coil (relief valve).	ea	1	%	%	%	M-5 X
G509-0389511	AUC-2UU0737 FR-11583	A308282	SPRING, cover.....	ea	2	%	%	%	G-9 X
G509-0407823	AUC-2UU0729 FR-11733		TUBE, center.....	ea	2	%	%	%	G-9 X
G509-0427341	AUC-2UU0598 HM-15243A		VALVE, relief.....	ea	1	%	%	%	G-9 X
0106.5-Engine Crankcase Ventilation and Breather									
G067-7002918	AUC-2UU31486 HM-11825B	7002918	ADAPTER, breather.....	ea	1	%	%	%	G-9 X
H101-0214647		214647	SCREW, cap, hex-hd, S, 85,000 psi yield strength, cd or zn-pltd, 5/16-18NC-2 x 7/8.	ea	2	%	%	%	H-1 X
H001-7025711		120214	WASHER, lock, m, S, cd or zn-pltd, 5/16 in....	ea	2	%	%	%	H-1 X

4300-11817AS	AUC-2UU31507 HM-11817AS		BREATHER, assy.....	ea	1	%	%	%	G-9	X	
G510-7033340	AUC-2UUA2946 STN-7105A HM-17891AS	7033340	CAP, filler pipe, w/CHAIN, assy.....	ea	1	%	%	%	G-9	X	
G507-5163262	AUC-2BL067 HM-22564A	A163262	GASKET, breather adapter.....	ea	1	%	%	%	M-5	X	
G510-7698300	AUC-2UUB3110 HM-17890CS	7698300	PIPE, filler, w/CAP and CHAIN, assy.....	ea	1	%	%	%	G-9	X	
H106-0125947		125947	PLUG, pipe, sltd, hdls, S, cd or zn-pltd, 1/8 in (breather adapter).	ea	1	%	%	%	H-6	X	
G508-5336401	AUC-2UU21487 DN-V5-2MU	A336401	VALVE, intake manifold crankcase ventilator....	ea	1	%	%	%	G-9	X	
0106.6-Engine Oil Pan, Oil Lines, and Gage											
G509-0135115	AUC-2UU01416 HM-8588A		CLAMP, oil pump suction line.....	ea	2	%	%	%	G-9	X	
H101-0125013		125013	NUT, castle, L, s-fin, S, cd or zn-pltd, 1/4- 28NF-2.	ea	2	%	%	%	H-1	X	
H001-0811025		103361	PIN, cotter, split, S, 1/16 x 1/2.....	ea	2	%	%	%	H-1	X	
H001-1014047		222926	SCREW, cap, hex-hd, dld-f/c-pin, S, 1/4- 28NF-2 x 3/4.	ea	2	%	%	%	H-1	X	
H005-0100630		17-C-18035-50	CONDUIT, flex, non-metallic, size 1/4 in.....	ft	‡	%	%	%	H-5	X	
G691-7744092	AUC-2UUA21668	7744092	CONNECTOR, crankcase to governor oil line, w/NUT and SLEEVE.	ea	1	%	%	%	G-9	X	
H006-0213550		118752	CONNECTOR, flared tube, br, 1/2 in tube, 3/8 in male pipe end (w/o nut) (pump outlet and distributing line).	ea	3	%	%	%	H-6	X	
H006-0570821		570821	ELBOW, tube, compression. ball sleeve, air service, 90 deg, br, 1/4 in tube, 1/8 in male pipe end, assy (crankcase to governor oil line).	ea	1	%	%	%	H-6	X	
G509-0232469	AUC-2UU0210 HM-17147AS		GAGE, bayonet type, oil lever, assy.....	ea	1	%	%	%	G-9	X	
G509-0194027	AUC-2UU01327 HM-296A		GASKET, oil pan drain plug.....	ea	2	%	%	%	G-9	X	
G510-7366104	AUC-2UU3680A	7366104	LINE, oil, crankcase to governor (Issue until stock is exhausted, then use CONDUIT 17-C-18035-50 and TUBING 44-T-5080-15).	ft	1	%	%	%	G-9	X	
G510-0276500	AUC-16UU2565		LINE, oil, pressure gage, assy (flex).....	ea	1	%	%	%	G-9	X	
G510-7366105	AUC-16UKS2616	7366105	LINE, oil, pressure gage to flex line, assy (Issue until stock is exhausted, then use CONDUIT 17-C-18035-50, NUT 116452 and TUBING 44-T-5080-15).	ft	1	%	%	%	G-9	X	
0600-16UUA2565	AUC-16UUA2565		LINE, oil, tee to viscometer (use TUBING 44-T-5080-15 and NUT 142432).	ea	1	%	%	%	G-9	X	
			LINE, oil, viscometer, assy (flex).....	ea	1	%	%	%	G-9	X	

(1) STOCK NO.	(2) MANUFACTURER'S PART NO.	(3) ORDNANCE PART NO.	(4) DESCRIPTION	(5) UNIT OF ISSUE	(6) QUANTITY INCORPORATED IN UNIT	(7) ORGANIZATIONAL ALLOWANCES			(8) REFERENCE SYMBOLS
						1-4	5-20	21-50	
ORGANIZATIONAL SPARE PARTS; FOR: (Contd)									
GROUP 01-ENGINE (Contd)									
G691-7744069	AUC-16UKSA2616	7744069	0106.6-Engine Oil Pan, Oil Lines, and Gage (Contd) LINE, oil, viscometer gage to flex line, assy. LINE, oil, viscometer to flex line, assy (use CONDUIT 17-C-18035-50, NUT 431593, SLEEVE 114628, and TUBING 44-T-5080-15).	ea	1	%	%	%	G-9 X
H006-0104045		120487	NUT, ball sleeve compression tube fitting, br, $\frac{3}{16}$ in (viscometer gage oil line).	ea	1	%	%	%	H-6 X
H106-0431593		431593	NUT, ball sleeve compression tube fitting, lg, br, $\frac{1}{4}$ in (viscometer and pressure gage line).	ea	4	%	%	%	H-6 X
H006-0230415		116452	NUT, flared tube fitting, short, br, $\frac{1}{4}$ in (pressure gage to flex oil line).	ea	1	%	%	%	H-6 X
H006-0230210		142432	NUT, inverted flared tube fitting, $\frac{1}{4}$ in (tee to viscometer oil line).	ea	2	%	%	%	H-6 X
G510-7698300	HM-17890CS AUC-2UUB3110	7698300	PIPE, oil filler, w/CAP, assy.	ea	1	%	%	%	G-9 X
G134-0340421	AUC-2UU0104 HM-14867A		PLUG, drain (oil pan (1), strainer (1)	ea	2	%	%	%	G-9 X
G509-0340665	AUC-2UU01346 HM-4251A		PLUG, timing gear oil fitting.	ea	1	%	%	%	G-9 X
H006-0230525		120488	SLEEVE, ball, compression tube fitting, br, $\frac{3}{16}$ in (viscometer gage oil line).	ea	1	%	%	%	H-6 X
H006-0230530		114628	SLEEVE, ball, compression tube fitting, br, $\frac{1}{4}$ in (viscometer and pressure gage lines).	ea	4	%	%	%	H-6 X
H006-0232325		114940	TEE, tube, compression, ball sleeve, br, $\frac{1}{4}$ in tube, $\frac{1}{8}$ in male pipe side, assy (viscometer flex oil line).	ea	1	%	%	%	H-6 X
H007-0218065		44-T-5080-15	TUBING, cop, seamless, soft annealed, size $\frac{1}{4}$ in, OD 0.250 in, thkns of wall 0.035 in.	ft	‡	%	%	%	H-7 X
G509-0419365	AUC-2UU014244 HM-14742AS		UNION, oil distributing line to cyl block.	ea	1	%	%	%	G-9 X
G511-7039837	AUC-16UU01199	7039837	VISCOMETER, assy.	ea	1	%	%	%	G-9 X

0108-Engine Intake and Exhaust Manifolds

Part Number	Part Name	Quantity	Unit	Notes	Material
4300-20230C	AUC-2UU01427 HM-20230C	1	ea	BOX, heat.....	G-9 X
H101-0503184	503184	4	ea	NUT, hex, L, s-fin, S, seex-pruf-thd-ctd, 3/8-24NF-2.	H-1 X
H101-0214697	214697	4	ea	SCREW, cap, hex-hd, S, 85,000 psi yield strength, cd or zn-pltd, 3/8-16NC-2 x 7/8.	H-1 X
G156-0392265	AUC-2UU01431 HM-14759A	4	ea	STUD, S, 3/8 in.....	G-9 X
G509-0194057	AUC-2UU0535 HM-17054A	2	ea	GASKET, exhaust manifold, inner (Issue until stock is exhausted, then use GASKET SET AUC-2UU01504A).	G-9 X
G509-0194067	AUC-2UUA0535 HM-17055A	2	ea	GASKET, exhaust manifold, outer (Issue until stock is exhausted, then use GASKET SET AUC-2UU01504A).	G-9 X
G156-0194038	AUC-2UU01428 HM-19764A	1	ea	GASKET, heat box to exhaust manifold (also available as part of GASKET SET AUC- 2UU01504A).	G-9 X
G509-0194020	AUC-2UU01429 HM-19763A	1	ea	GASKET, heat box to intake manifold (also available as part of GASKET SET AUC- 2UU01504A).	G-9 X
G509-0194016	AUC-2UU013 HM-17056A	3	ea	GASKET, intake manifold (Issue until stock is exhausted, then use GASKET SET AUC- 2UU01504A).	G-9 X
0600-2UU01504A	AUC-2UU01504A HM-17996AS	1	ea	GASKET SET, manifold.....	G-9 X
				Composed of:	
	AUC-6N2375B	2		GASKET ² (subgroup 0301).	
	AUC-2UU0535 HM-17054A	2		GASKET ³ (subgroup 0108).	
	AUC-2UUA0535 HM-17055A	2		GASKET ³ (subgroup 0108).	
	AUC-7C222	1		GASKET ² (subgroup 0401).	
	AUC-2UU01428 HM-19764A	1		GASKET ² (subgroup 0108).	
	AUC-2UU01429 HM-19763A	1		GASKET ² (subgroup 0108).	
	AUC-2UU013 HM-17056A	3		GASKET ³ (subgroup 0108).	
	AUC-S1474 HM-7219A	1		GASKET, governor to intake manifold.	
	AUC-S1319	3		NUT, exhaust pipe elbow screw.	
	AUC-S1418C	7		NUT, manifold.	
	AUC-7BL242	3		WASHER ² (subgroup 0401).	

For explanation of footnotes, see Notes, p. 61.

(1) STOCK NO.	(2) MANUFACTURER'S PART NO.	(3) ORDNANCE PART NO.	(4) DESCRIPTION	(5) UNIT OF ISSUE	(6) QUANTITY INCORPORATED IN UNIT	(7) ORGANIZATIONAL ALLOWANCES			(8) REFERENCE SYMBOLS
						Co. Btry. or Tr— Number of major items	1-4	5-20	
ORGANIZATIONAL SPARE PARTS; FOR: (Contd)									
GROUP 01-ENGINE (Contd)									
0108-Engine Intake and Exhaust Manifolds (Contd)									
G509-0287365	AUC-2UU0142		MANIFOLD, exhaust, assy.....	ea	1	%	%	%	G-9 X
H101-0503184	HM-17048D	503184	NUT, hex, L, s-fin, seez-pruf-thd-ctd, 3/8-24NF-2.	ea	8	%	%	%	H-1 X
G509-0391512	AUC-2UU0159		STUD, S, 3/8 in.....	ea	7	%	%	%	G-9 X
G510-7366072	HM-11484A	7366072	STUD, 3/8-24NF-2 1/8 x 1/2-13NC.....	ea	1	%	%	%	G-9 X
G509-0443034	AUC-S3364		WASHER, 3/8 in.....	ea	8	%	%	%	G-9 X
G509-0287350	HM-11485A		MANIFOLD, intake, assy.....	ea	1	%	%	%	G-9 X
H101-0503184	AUC-2UUA0141		NUT, hex, L, s-fin, seez-pruf-thd-ctd, 3/8-24NF-2.	ea	6	%	%	%	H-1 X
G509-0391512	HM-17059D	503184	STUD, S, 3/8 in.....	ea	6	%	%	%	G-9 X
G509-0443034	AUC-2UU0159		WASHER, 3/8 in.....	ea	6	%	%	%	G-9 X
H106-0125947	HM-11484A		PLUG, pipe, sltd, hdls, S, cd or zn-pltd, 1/8 in (intake manifold).	ea	1	%	%	%	H-6 X
H006-0283987	AUC-S3364	125947	PLUG, pipe, sltd, hdls, S, cd or zn-pltd, 1/4 in (intake manifold).	ea	4	%	%	%	H-6 X
	HM-11485A	143992							
GROUP 02-CLUTCH									
0200-Engine Clutch Housing									
G691-7743960	AUC-3TF2469	7743960	COVER, bottom.....	ea	1	%	%	%	G-9 X
0600-3TF352	AUC-3TF352		COVER, top.....	ea	1	%	%	%	G-9 X
H101-0214686		214686	SCREW, cap, hex-hd, S, 85,000 psi yield strength, cd or zn-pltd, 3/8-16NC-2 x 3/4.	ea	4	%	%	%	H-1 X

H001-7025741	120382	WASHER, lock, m, S, cd or zn-pltd, $\frac{3}{8}$ in.	ea	4	%	%	%	H-1	X
45-E-8902	45-E-8902	ELBOW (body), lubr fitting, angle 90 deg, $\frac{1}{8}$ -27NPT male thds, $\frac{1}{8}$ -27NPT female thds (housing).	ea	2	%	%	%	K-3	X
45-F-448-200	45-F-448-200	FITTING, lubr, hydraulic type, stght, $\frac{1}{8}$ - 27NPT male, lgh overall $\frac{1}{16}$ in (housing).	ea	2	%	%	%	K-3	X
0202-Engine Clutch Release Mechanism									
G511-7704113	7704113	BEARING, bushing type, pedal shaft.	ea	1	%	%	%	G-9	X
G510-7366113	7366113	BEARING, bushing type, pedal yoke pin.	ea	1	%	%	%	G-9	X
45-E-8900	45-E-8900	ELBOW (body), lubr fitting, angle 45 deg, $\frac{1}{8}$ -27NPT male thds, $\frac{1}{8}$ -27NPT female thds (pedal).	ea	1	%	%	%	K-3	X
45-F-448-200	45-F-448-200	FITTING, lubr, hydraulic type, stght, $\frac{1}{8}$ - 27NPT male, lgh overall $\frac{1}{16}$ in (pedal).	ea	1	%	%	%	K-3	X
H001-0518023	103907	KEY, Woodruff, S, $\frac{3}{16}$ x $\frac{7}{8}$ (release fork (2), control shaft stop lever (1)).	ea	3	%	%	%	H-1	X
H001-0518035	113782	KEY, Woodruff, S, $\frac{1}{4}$ x 1 (control shaft operating lever).	ea	1	%	%	%	H-1	X
G691-7744052	7744052	LEVER, operating, control shaft.	ea	1	%	%	%	G-9	X
G691-7744053	7744053	LEVER, stop, control shaft.	ea	1	%	%	%	G-9	X
H001-5027541	214463	SCREW, cap, hex-hd, S, cd or zn-pltd, $\frac{7}{16}$ -14NC-2 x $1\frac{1}{2}$.	ea	1	%	%	%	H-1	X
H001-7025771	120383	WASHER, lock, m, S, cd or zn-pltd, $\frac{7}{16}$ in.	ea	1	%	%	%	H-1	X
H101-0220073	220073	NUT, hex, reg, s-fin, S, cd or zn-pltd, $\frac{1}{2}$ -13NC-2 (control shaft stop lever screw).	ea	1	%	%	%	H-1	X
H001-4027581	214267	NUT, hex, reg, s-fin, S, cd or zn-pltd, $\frac{1}{2}$ -20NF-2 (control rod).	ea	2	%	%	%	H-1	X
G691-7743993	7743993	PAD, pedal.	ea	1	%	%	%	G-9	X
H001-4026501	220069	NUT, hex, reg, s-fin, S, cd or zn-pltd, $\frac{1}{4}$ - 20NC-2.	ea	2	%	%	%	H-1	X
H001-5128691	132277	SCREW, mach, fil-hd, S, cd or zn-pltd, $\frac{1}{4}$ -20NC-2 x $1\frac{1}{4}$.	ea	2	%	%	%	H-1	X
H001-7025681	120380	WASHER, lock, m, S, cd or zn-pltd, $\frac{1}{4}$ in.	ea	2	%	%	%	H-1	X
G691-7743992	7743992	PEDAL, w/BEARINGS, assy.	ea	1	%	%	%	G-9	X
G510-7704070	7704070	PIN, clevis, $\frac{3}{8}$ x $1\frac{3}{32}$ in (control rod yoke).	ea	2	%	%	%	G-9	X
H001-0811039	103373	PIN, cotter, split, S, $\frac{3}{32}$ x $\frac{3}{4}$	ea	2	%	%	%	H-1	X
G510-7704121	7704121	RING, lock, pedal shaft.	ea	1	%	%	%	G-9	X
G691-7743994	7743994	ROD, control.	ea	1	%	%	%	G-9	X
H101-0213821	213821	SCREW, cap, hex-hd, S, cd or zn-pltd, $\frac{1}{2}$ -13NC-2 x $2\frac{1}{4}$ (control shaft stop lever).	ea	1	%	%	%	H-1	X
G510-7704114	7704114	SHAFT, clutch and brake pedal.	ea	1	%	%	%	G-9	X
0600-10UU361	SHAFT, control.	ea	1	%	%	%	G-9	X
0600-10W165	SPRING, release brg carrier.	ea	1	%	%	%	G-9	X
0600-10S2147	SPRING, retracting, pedal.	ea	1	%	%	%	G-9	X
G510-7704085	7704085	WASHER, plain, 1 in (pedal shaft).	ea	1	%	%	%	G-9	X

G121-0193756	AC-855585													G-9	X
G505-5342296	AUC-6UU0846													M-5	X
G121-0276480	AC-854003													G-9	X
G085-1414736	AC-855574													M-5	X
G121-0340612	AC-855763													G-9	X
0040-1537722	AC-855281													G-9	X
H101-0215366	AUC-6UU4510A													G-9	X
H001-7025711	AC-1537722													H-1	X
G502-5292976														H-1	X
	AC-854005	215366	215366											M-5	X
		120214	120214											H-1	X
		A292976	A292976											M-5	X
0040-1538747	AC-1538747													G-9	X
G067-1500690	AC-1521553													G-9	X
0040-1538359	AC-1538359													G-9	X
0040-1538449	AUC-6UUA4510													G-9	X
H101-0215366	AC-1538449													G-9	X
H001-7025711														H-1	X
G163-0367644														H-1	X
G509-0338770	AC-1523887													G-9	X
G104-1789582	AUC-2UU01361													G-9	X
	HM-17105A													H-1	X
	AC-1523118	7010693	7010693											H-1	X
8940-A12246														G-9	X
0600-6F2731	AUC-6UU0974													G-9	X
H101-0174851	UTS-A12246													H-1	X
H001-5150201	AUC-6F2731													G-9	X
H001-7025681														H-1	X
G509-7099448														G-9	X
H001-4026541	AUC-6UKSA4330B													H-1	X
	UTS-T195-12100													H-1	X
	WI-423614													G-9	X
														H-1	X
H101-0215450		220071	220071											H-1	X
		215450	215450											H-1	X

H006-0261630	118753	ELBOW, flared tube, 90 deg, br, 1/4 in tube, 1/8 in male pipe end (w/o nut).	ea	‡	%	%	%	H-6	X
H006-0265105	120499	ELBOW, pipe, street, 90 deg, br, 1/4 in (fuel pump outlet).	ea	1	%	%	%	H-6	X
H006-0504255	504255	ELBOW, tube, compression, ball sleeve, air service, 90 deg, br, 3/8 in tube, 1/4 in male pipe end, assy (fuel line).	ea	5	%	%	%	H-6	X
G510-0276499	AUC-6D3750	LINE, by-pass, carburetor, w/FITTINGS, assy (7 5/8 in lgh) (use TUBING 44-T-5080-15, NUT 116452, ELBOW 118753, and CONNECTOR 118748).	ea	1	%	%	%	G-9	X
G510-7366099	AUC-6UU4640A	7366099	LINE, flex, fuel filter to fuel pump, assy..... LINE, fuel, w/CONDUIT, assy (main fuel tank to filter) (58 1/2 in lgh) (use TUBING 44-T-5080-25, CONNECTOR 504264, and CONDUIT 17-C-18035-90). LINE, fuel, w/CONDUIT, assy (auxiliary fuel tank to union) (32 in lgh) (use TUBING 44-T-5080-25, CONNECTOR 504264, and CONDUIT 17-C-18035-90). LINE, fuel, w/CONDUIT, assy (auxiliary fuel line union to filter) (69 3/4 in lgh) (use TUBING 44-T-5080-25 and CONDUIT 17-C-18035-90). LINE, fuel, w/CONDUIT and FITTINGS, assy (fuel pump to carburetor) (35 1/2 in lgh) (Issue until stock is exhausted, then use TUBING 44-T-5080-25, CONNECTOR 504264, and CONDUIT 17-C-18035-90).	ea	1	%	%	%	G-9	X
H006-0229249	192470	LINE, vent, fuel tank (18 1/4 in lgh) (use TUBING 44-T-5080-25).	ea	1	%	%	%	H-6	X
H006-0230415	116452	NIPPLE, pipe, S, std, glvd, 3/4 x 1 3/8 (auxiliary tank to main fuel tank fuel line).	ea	2	%	%	%	H-6	X
H007-0218065	44-T-5080-15	NUT, flared tube fitting, short, br, 1/4 in (carburetor by-pass fuel line).	ft	‡	%	%	%	H-7	X
H007-0218110	44-T-5080-25	TUBING, cop, seamless, soft annealed, size 1/4 in, OD 0.250 in, thkns of wall 0.035 in.	ft	‡	%	%	%	H-7	X
H006-0289258	179690	TUBING, cop, seamless, soft annealed, size 3/8 in, OD 0.375 in, thkns of wall 0.035 in.	ea	1	%	%	%	H-6	X
H006-0239049	140298	UNION, pipe, ground jt, MI, glvd, br, seated, 250 lb, 3/4 in (auxiliary to main fuel tank fuel line). UNION, tube, compression, ball sleeve, br, 3/8 in assy (auxiliary fuel tank to filter fuel line).	ea	1	%	%	%	H-6	X

(1) STOCK NO.	(2) MANUFACTURER'S PART NO.	(3) ORDNANCE PART NO.	(4) DESCRIPTION	(5) UNIT OF ISSUE	(6) QUANTITY INCORPORATED IN UNIT	(7) ORGANIZATIONAL ALLOWANCES Co. Btry. or Tr— Number of major items			(8) REFERENCE SYMBOLS
						1-4	5-20	21-50	
ORGANIZATIONAL SPARE PARTS; FOR: (Contd)									
GROUP 03-FUEL SYSTEM (Contd)									
0308-Engine Speed Governor									
G156-0194025	AUC-S1474		GASKET, throttle valve body to manifold.....	ea	1	%	%	%	G-9 X
G509-0194039	AUC-2T01016 PG-G2293		GASKET, upper to lower body.....	ea	1	%	%	%	G-9 X
G509-0279959	AUC-2T01038 PG-G2141		NUT, lock, adj screw.....	ea	1	%	%	%	G-9 X
G509-0382137	AUC-2UU01457 PG-S2A345		SCREW, adj, bumper spring.....	ea	1	%	%	%	G-9 X
7260-SN1150	AUC-2UU0344 PG-SN1150		SPRING, adj screw.....	ea	1	%	%	%	G-9 X
G509-0389515	AUC-2UU01456 PG-SN213		SPRING, bumper.....	ea	1	%	%	%	G-9 X
0309-Engine Fuel Filter									
G116-1524450	AUC-6URK0955A Z-F8X59		BOWL, sediment.....	ea	1	1	1	1	G-9 X
G116-1714748	AUC-6URK0952 Z-F5X7		NUT.....	ea	1	1	1	1	G-9 X
G116-1569094	AUC-6URK0953 Z-F6X17		ELEMENT (br) (used w/FILTER Z-F360X7-2).	ea	1	1	1	1	G-9 X
G509-0314414	AUC-6URK0957 Z-F26X3		NUT.....	ea	1	1	1	1	G-9 X
9960-F6X8	AUC-6URK0953A Z-F6X8		ELEMENT (paper) (used w/FILTER Z-FR390-2).	ea	1	1	1	1	G-9 X
G514-7740908	AUC-6URK21020A Z-FR390-2	7740908	FILTER, fuel, assy (Issue until stock is exhausted, then use FILTER Z-F360X7-2).	ea	1	%	%	%	G-9 X
G509-0183053	AUC-6URK3-1020 Z-F260X7-2		FILTER, fuel, assy.....	ea	1	1	1	1	G-9 X
H001-4026541		220071	NUT, hex, reg, s-fin, S, cd or zn-pltd, 3/8-16NC-2.	ea	2	%	%	%	H-1 X
H101-0215461		215461	SCREW, cap, hex-hd, S, 85,000 psi yield strength, cd or zn-pltd, 3/8-16NC-2 x 1 3/4.	ea	2	%	%	%	H-1 X

H001-7124741		178551	WASHER, lock, int-ext-teeth, S, cd or zn-pltd, $\frac{3}{8}$ x 0.985.	ea	2	%	%	H-1	X
H001-7021801		138542	WASHER, lock, int-teeth, reg, S, cd or zn-pltd, $\frac{3}{8}$ in.	ea	4	%	%	H-1	X
G121-0193792	AUC-6URK0949 Z-F1X10		GASKET, sediment bowl.	ea	1	2	2	G-9	X
G121-0193794	AUC-6URK0951 Z-F1X15		GASKET, sediment bowl nut.	ea	1	1	1	G-9	X
G116-1740577	Z-F36X9		PLUG, drain.	ea	1	1	1	G-9	X
G121-0392347	Z-F16X27		STUD, element.	ea	1	1	1	G-9	X
0600-10T263	AUC-10T263		0312-Engine Throttle and Choke Controls SPRING, return, throttle control rod.	ea	1	%	%	G-9	X
0600-7UU204	AUC-7UU204		GROUP 04-EXHAUST SYSTEM 0401-Engine Muffler FLANGE, exhaust pipe.	ea	1	%	%	G-9	X
H101-0503157		503157	NUT, hex, L, thk, s-fin, S, seez-pruf-thd-ctd, $\frac{1}{2}$ -13NC-2.	ea	3	%	%	H-1	X
H101-0215687		215687	SCREW, cap, hex-hd, S, cd or zn-pltd, $\frac{1}{2}$ -13NC-2 x 2 $\frac{1}{2}$.	ea	3	%	%	H-1	X
0600-7BL242	AUC-7BL242		WASHER, lock, $\frac{1}{2}$ in (also available as part of GASKET SET AUC-2UU01504A, subgroup 0108).	ea	6	2	2	G-9	X
0600-7C222	AUC-7C222		GASKET, exhaust pipe flange (also available as part of GASKET SET AUC-2UU01504A, subgroup 0108).	ea	1	1	1	G-9	X
G511-7704071	AUC-7CBA410	7704071	MUFFLER, exhaust, assy.	ea	1	%	%	G-9	X
0600-7UV403	AUC-7UV403		PIPE, exhaust.	ea	1	%	%	G-9	X
H101-0503156		503156	NUT, hex, L, thk, s-fin, S, seez-pruf-thd-ctd, $\frac{7}{16}$ -14NC-2.	ea	1	%	%	H-1	X
H101-0427156		427156	SCREW, cap, hex-hd, S, 85,000 psi yield strength, cd or zn-pltd, $\frac{7}{16}$ -14NC-2 x 3 $\frac{1}{2}$.	ea	1	%	%	H-1	X
H001-7025771		120383	WASHER, lock, m, S, cd or zn-pltd, $\frac{7}{16}$ in.	ea	2	%	%	H-1	X
0600-7N309A	AUC-7N309A		PIPE, tail, muffler (Issue until stock is exhausted, then use PIPE AUC-7N009AS).	ea	1	%	%	G-9	X
0600-7N009AS	AUC-7N009AS		PIPE, tail muffler, w/CLAMP, assy.	ea	1	%	%	G-9	X
G510-0131548	AUC-5C3300 AC-850167		GROUP 05-COOLING SYSTEM 0501-Engine Radiator CAP, expansion tank.	ea	1	%	%	G-9	X

(1) STOCK NO.	(2) MANUFACTURER'S PART NO.	(3) ORDNANCE PART NO.	(4) DESCRIPTION	(5) UNIT OF ISSUE	(6) QUANTITY INCORPORATED IN UNIT	(7) ORGANIZATIONAL ALLOWANCES			(8) REFERENCE SYMBOLS
						1-4	5-20	21-50	
ORGANIZATIONAL SPARE PARTS; FOR: (Contd)									
GROUP 05-COOLING SYSTEM (Contd)									
0501-Engine Radiator (Contd)									
G510-7033345	AUC-5D00300 STN-4670A	7033345	CAP, filler neck.....	ea	1	%	%	%	G-9 X
G501-5262210	AUC-5C2169 AC-846732	A262210	GASKET, expansion tank cap.....	ea	1	%	%	%	G-9 X
0503-Fittings, Pipes, Hoses, and Thermostat									
H006-0100820		118536	COCK, drain, tee-hdl, br, 3/8 in male pipe end (radiator outlet elbow).	ea	1	%	%	%	H-6 X
4300-17904C			HOUSING, thermostat, upper ¹						G-9 X
H101-0215469	AUC-5UU4271 HM-17904C	215469	SCREW, cap, hex-hd, S, ed or zn-pltd, 3/8-16NC-2 x 2 1/2.	ea	2	%	%	%	H-1 X
G509-0382029 H001-7025741	AUC-5UUA0579	120382	SCREW, cap, hex-hd, S, 3/8-16NC-2 x 3 1/8..... WASHER, lock, m, S, ed or zn-pltd, 3/8 in.....	ea ea	2 4	% %	% %	% %	G-9 X H-1 X
0504-Engine Water Pump									
H012-1411025		701097	BEARING, ball, No ND-WC-8605 (rad, SR, wide cup, 1 seal, 0.9843 bore, 2.4409 OD, 0.827 width) (shaft) (packless type pump).	ea	1	1	1	1	H-12 X
H012-0709521		709521	BEARING, needle, No MG-MO-18-MI-14 (open end, 0.8750 bore, 1.625 OD, 1.250 width) (shaft) (packless type pump).	ea	1	1	1	1	H-12 X
G156-0135400	AUC-5UU0602 HM-16143A		CHAIN, flex coupling (Issue until stock is exhausted, then use COUPLING AUC-5UU0280).	ea	1	%	%	%	M-5 X
G085-1255700	AUC-2UU01373 HM-2210A		COLLAR, dowel, S, 3/64 ID, 1/16 OD, 7/32 thk (water pump to cyl block screw).	ea	2	1	1	1	M-5 X
G509-0140525	AUC-5UU0280 HM-18354AS		COUPLING, flex, assy (includes CHAIN and SPROCKETS).	ea	1	%	%	%	M-5 X
45-C-9280		45-C-9280	CUP, grease, S, rtc lock type, 1/4 oz, 1/8-27NPT male.	ea	1	%	%	%	K-3 X

G509-0151927	AUC-5UU0586 HM-4309A	DISK, lead (packing type pump).....	ea	1	%	%	%	G-9	X
G509-7743779	AUC-5UU0643	KIT, repair, drive coupling chain link..... Composed of: 1 COVER, coupling chain link. 1 LINK, coupling chain. 1 LOCK, coupling chain link.	ea	1	%	%	%	G-9	X
G509-0314428	AUC-5UU0604 HM-18362A	LOCK, packing nut (packing type pump).....	ea	1	%	%	%	G-9	X
G510-7033363	AUC-5UU0603 HM-18361A	NUT, lock, shaft brg (packless type pump).....	ea	1	%	%	%	G-9	X
G509-0314846	AUC-5UU0605 HM-18363A	NUT, packing, front (packing type pump).....	ea	1	%	%	%	G-9	X
G509-0314845	AUC-5UUB032 HM-17106A	NUT, packing, rear (packing type pump).....	ea	1	%	%	%	G-9	X
G510-0333646	AUC-5UUA0673 SZ-C16276	PACKING, shaft (packing type pump).....	ea	1	1	1	1	G-9	X
H106-0125947	AUC-5UUA032 HM-15824A	PLUG, pipe, sltd, hdls, S, cd or zn-pltd, 1/8 in (drain) (packless type pump).	ea	1	%	%	%	H-6	X
H106-0143993	AUC-5UUA032 HM-15466A	PLUG, pipe, sltd, hdls, S, cd or zn-pltd, 3/8 in (packing type pump).	ea	1	%	%	%	H-6	X
H006-0283766	AUC-5UUA032 HM-15466A	PLUG, pipe, sq-hd, ck, MI, cd or zn-pltd, 3/4 pipe thd (cover) (packless type pump).	ea	1	%	%	%	H-6	X
G510-0345895	AUC-5UU040 HM-16859DS	PUMP, water, assy (packing type) (issue until stock is exhausted, then use PUMP 7033348).	ea	1	%	%	%	G-9	X
G510-7033348	AUC-5UUA040 SZ-A113811	PUMP, water, assy (packless type).....	ea	1	1	1	1	G-9	X
H101-0215675	AUC-5UU0601 HM-18359A	SCREW, cap, hex-hd, S, 85,000 psi yield strength, cd or zn-pltd, 1/2-13NC-2 x 1 1/4. WASHER, lock, m, S, cd or zn-pltd, 1/2 in.... SPROCKET, S, 1 ID, 14 teeth (flex coupling chain) (drive shaft end) (Issue until stock is exhausted, then use COUPLING AUC- 5UU0280).	ea	4	%	%	%	H-1	X
H001-7025801	AUC-5UU0599 HM-18364A	SPROCKET, S, 1 ID, 14 teeth (flex coupling chain) (drive shaft end) (Issue until stock is exhausted, then use COUPLING AUC- 5UU0280).	ea	4	%	%	%	H-1	X
G156-0389840	AUC-5UU0599 HM-18364A	SPROCKET, S, 1 ID, 14 teeth (flex coupling chain) (drive shaft end) (Issue until stock is exhausted, then use COUPLING AUC- 5UU0280).	ea	1	%	%	%	M-5	X
G500-0221085	AUC-5UU0601 HM-18359A	SPROCKET, S, 3/4 ID, 14 teeth (flex coupling chain) (pump shaft end) (Issue until stock is exhausted, then use COUPLING AUC- 5UU0280).	ea	1	%	%	%	M-5	X
G510-7033359	AUC-5UU355A GLH-8515	BELT, drive, fan..... 0505-Engine Fan	ea	2	1	1	1	G-9	X

(1) STOCK NO.	(2) MANUFACTURER'S PART NO.	(3) ORDNANCE PART NO.	(4) DESCRIPTION	(5) UNIT OF ISSUE	(6) QUANTITY INCORPORATED IN UNIT	(7) ORGANIZATIONAL ALLOWANCES			(8) REFERENCE SYMBOLS
						1-4	5-20	21-50	
ORGANIZATIONAL SPARE PARTS; FOR: (Contd)									
GROUP 05-COOLING SYSTEM (Contd)									
0505-Engine Fan (Contd)									
G513-7088746	AUC-5UU088 SZ-F07117	7088746	BLADE, fan, assy.	ea	1	%	%	%	G-9 X
H101-0215372		215372	SCREW, cap, hex-hd, S, 85,000 psi yield strength, cd or zn-pltd, $\frac{5}{16}$ -18NC-2 x 1 $\frac{1}{2}$.	ea	4	%	%	%	H-1 X
H001-7025711		120214	WASHER, lock, m, S, cd or zn-pltd, $\frac{5}{16}$ in.	ea	4	%	%	%	H-1 X
G509-0126129	AUC-5UU054 SZ-A110934	7033346	BRACKET, fan.	ea	1	%	%	%	G-9 X
H101-0215681		215681	SCREW, cap, hex-hd, S, cd or zn-pltd, $\frac{1}{2}$ -13NC x 1 $\frac{3}{4}$.	ea	2	%	%	%	H-1 X
H101-0215690		215690	SCREW, cap, hex-hd, S, cd or zn-pltd, $\frac{1}{2}$ -13NC-2 x 3.	ea	1	%	%	%	H-1 X
H101-0427005		427005	SCREW, mach, fl-hd, S, cd or zn-pltd, $\frac{1}{2}$ -13NC-2 x 3.	ea	1	%	%	%	H-1 X
H001-1521009		114620	WASHER, lock, ext-teeth, ck, S, $\frac{1}{2}$ in.	ea	1	%	%	%	H-1 X
H001-7025801		120384	WASHER, lock, m, S, cd or zn-pltd, $\frac{1}{2}$ in.	ea	3	%	%	%	H-1 X
G691-7089773	SZ-A111545	7089573	FAN, w/BRACKET, assy.	ea	1	%	%	%	G-9 X
7830-A11545	AUC-5UU4120		FAN, w/o BRACKET, assy.	ea	1	%	%	%	G-9 X
45-F-448-200		45-F-448-200	FITTING, lubr, hydraulic type, stght, $\frac{1}{8}$ -27NPT male, lgh overall $\frac{11}{16}$ in (hub).	ea	1	%	%	%	K-3 X
G510-7033360	AUC-5UU0242 SZ-C9095	7033360	GASKET, fan blade to hub.	ea	1	1	1	1	G-9 X
G509-0221025	AUC-5UU049 SZ-B111546		HUB, fan, w/PULLEY.	ea	1	%	%	%	G-9 X
H101-0220073		220073	NUT, hex, reg, s-fin, S, cd or zn-pltd, $\frac{1}{2}$ -13NC-2 (fan adj screw).	ea	1	%	%	%	H-1 X
H101-0503335		503335	NUT, safety (critical installation), S, cd or zn-pltd, $\frac{3}{4}$ -16NF-3 (adj, spindle tension).	ea	1	%	%	%	H-1 X
G638-7089463	AUC-5SCM047 SZ-C2750	7089463	NUT, sltd, L, s-fin, S, $\frac{5}{8}$ -18NF-3 x $\frac{7}{16}$ thk (adj, fan brg).	ea	1	1	1	1	M-5 X
G691-7089572	AUC-5UU0171	7089572	SCREW, adj, fan, assy.	ea	1	%	%	%	G-9 X
G510-7089845	AUC-5UU0274 SZ-C115397	7089845	WASHER, clamp, fan bracket, front.	ea	1	1	1	1	G-9 X

G510-7033644	AUC-5SA0275 SZ-C113013	7033644	WASHER, clamp, fan bracket, rear (Issue until stock is exhausted, then use WASHER 7089844).	ea	1	%	%	%	G-9	X
G510-7089844	AUC-5UU0275 SZ-C115396	7089844	WASHER, clamp, fan bracket, rear.....	ea	1	1	%	1	G-9	X
G509-0443165	AUC-5SA0274 SZ-C2662	A186733	WASHER, clamp, S, 1.005 ID x 1 7/8 in OD x 3/16 in thk (fan bracket, front) (Issue until stock is exhausted, then use WASHER 7089845).	ea	1	%	%	%	M-5	X
H001-7025801		120384	WASHER, lock, m, S, cd or zn-pltd, 1/2 in (fan adj screw).	ea	1	%	%	%	H-1	X
GROUP 06-ELECTRICAL SYSTEM										
0601-Engine Generator										
2980-GEW1024	AL-GEW1024		BAND, frame.....	ea	1	%	%	%	G-9	X
H001-4139681		120611	NUT, mach screw, sq, S, cd or zn-pltd, No 10-32NF-2.	ea	1	%	%	%	H-1	X
H101-0132926		132926	SCREW, mach, rd-hd, S, cd or zn-pltd, No 10-32NF-2 x 1 1/4.	ea	1	%	%	%	H-1	X
G509-0196299	AUC-16BLU3410 AL-GEW4802		GENERATOR, assy.....	ea	1	%	%	%	G-9	X
G085-1414734		A308277	NUT, hex, S, 0.699-20 thd (armature shaft, commutator end).	ea	1	%	%	%	M-5	X
G509-0382830	AUC-2UU01359 HM-4790A		SEAL, oil, drive end hd to engine crankcase.....	ea	1	%	%	%	M-5	X
0602-Generator Regulator										
G510-0367338	AL-VRY4201C AL-VRY4201A		REGULATOR, generator, assy.....	ea	1	%	%	%	G-9	X
G507-7702666	AL-GAG138	7702666	SEAL, cover screw (ru).....	ea	1	%	%	%	G-9	X
0603.1-Engine Starter (Auto-lite)										
G156-0101800	AUC-2THO783 HM-7064B		ADAPTER, starter to flywheel housing.....	ea	1	%	%	%	G-9	X
G063-0100053	AL-GX1024F		BAND, frame.....	ea	1	%	%	%	G-9	X
H001-4139681		120611	NUT, mach screw, sq, S, cd or zn-pltd, No 10-32NF-2.	ea	1	%	%	%	H-1	X
H101-0132926		132926	SCREW, mach, rd-hd, S, cd or zn-pltd, No 10-32NF-2 x 1 1/4.	ea	1	%	%	%	H-1	X
G509-0188372	AL-ML2110		FRAME, w/field COILS, assy (Issue until stock is exhausted, then use STARTER AL-ML4209).	ea	1	%	%	%	G-9	X
G510-0295865	AL-ML4209		STARTER, assy (12 v).....	ea	1	%	%	%	G-9	X
H101-0215461		215461	SCREW, cap, hex-hd, S, 85,000 psi yield strength, cd or zn-pltd, 3/8-16NC-2 x 1 3/4.	ea	3	%	%	%	H-1	X
H001-7018741		131099	WASHER, lock, hv, S, cd or zn-pltd, 3/8 in.....	ea	3	%	%	%	H-1	X

(1) STOCK NO.	(2) MANUFACTURER'S PART NO.	(3) ORDNANCE PART NO.	(4) DESCRIPTION	(5) UNIT OF ISSUE	(6) QUANTITY INCORPORATED IN UNIT	(7) ORGANIZATIONAL ALLOWANCES Co. Btry. or Tr- Number of major items			(8) REFERENCE SYMBOLS
						1-4	5-20	21-50	
ORGANIZATIONAL SPARE PARTS; FOR: (Contd)									
GROUP 06-ELECTRICAL SYSTEM (Contd)									
0603.3-Engine Starter (Delco-remy)									
G510-0295837	DR-412		STARTER, assy (Issue until stock is exhausted, then use STARTER AL-ML4902) (see sub-group 0603.1).	ea	1	%	%	%	G-9 X
H101-0215461		215461	SCREW, cap, hex-hd, S, 85,000 psi yield strength, ed or zn-pltd, 3/8-16NC-2 x 1 3/4.	ea	3	%	%	%	H-1 X
H001-7018741		131099	WASHER, lock, hv, S, ed or zn-pltd, 3/8 in.	ea	3	%	%	%	H-1 X
0603.5-Engine Starter Switches									
G510-0393785	DR-407J		SWITCH, series parallel, assy.....	ea	1	%	%	%	G-9 X
H001-5026121		216921	SCREW, cap, hex-hd, S, ed or zn-pltd, 5/16-18NC-2 x 3/4.	ea	2	%	%	%	H-1 X
H001-7025711		120214	WASHER, lock, m, S, ed or zn-pltd, 5/16 in.	ea	2	%	%	%	H-1 X
G509-0393791	AL-XA569 DR-1118008		SWITCH, solenoid, assy (used w/STARTER AL-ML4209).	ea	1	%	%	%	G-9 X
H101-0132100		132100	SCREW, mach, fil-hd, S, ed or zn-pltd, No 10-32NF-2 x 5/16.	ea	2	%	%	%	H-1 X
H001-7021681		121801	WASHER, lock, int-teeth, reg, S, ed or zn-pltd, No 10.	ea	2	%	%	%	H-1 X
G150-0393775	DR-1422	B283060	SWITCH, solenoid, assy (used w/STARTER DR-412).	ea	1	%	%	%	G-9 X
0604.1-Engine Ignition Distributor									
G510-0131549	AL-IGC1107S	A346773	CAP, assy.....	ea	1	%	%	%	M-5 X
G507-5346776	AL-IGW3139	A346776	CAPACITOR (CONDENSER).....	ea	1	%	%	%	M-5 X
G507-7324173	AL-IG514	7324173	CONTACT, cap to rotor (carb button).....	ea	1	%	%	%	M-5 X
2980-IAD4006	AL-IAD4006		DISTRIBUTOR, assy (Issue until stock is exhausted, then use DISTRIBUTOR 7743704).	ea	1	%	%	%	G-9 X
G509-0152015	AL-IGC4701		DISTRIBUTOR, assy (Issue until stock is exhausted, then use DISTRIBUTOR 7743704).	ea	1	%	%	%	G-9 X
G513-7743704	AL-IAD6001-1C	7743704	DISTRIBUTOR, assy.....	ea	1	%	%	%	G-9 X

2980-IAD2015	AL-IAD2015		PLATE, seal, assy (used w/DISTRIBUTOR 7743704).	ea	1	%	%	%	G-9	X
G507-5346774	AL-IGP3028FS	A346774	POINT SET.....	ea	1	1	1	2	M-5	X
	AL-IGP1149		Composed of:							
	AL-IGC1149		1 ARM, breaker.							
	AL-IGP30		1 BRACKET, breaker.							
G116-1773638	AL-IGS1016B		1 SPRING, breaker arm.	ea	1	1	1	1	M-5	X
G691-7744036	AL-IG515A	7744036	ROTOR, engine ignition.....	ea	1	%	%	%	G-9	X
			SPRING, contact, cap to rotor.....							
			0605-Engine Ignition Coil, and Wiring							
G510-0139784	AL-IG4070H		COIL, assy.....	ea	1	%	%	%	G-9	X
H001-4167561		120368	NUT, hex, L, s-fin, S, cd or zn-pltd, $\frac{5}{16}$ -24NF-2.	ea	2	%	%	%	H-1	X
G510-7698309	AUC-S7440C	7698309	SCREW, cap, $\frac{5}{16}$ -18NC-2 x $1\frac{1}{4}$ (Issue until stock is exhausted, then use STUD AUC-2UU21008).	ea	2	%	%	%	G-9	X
G511-7704172	AUC-2UU21008	7704172	STUD, $\frac{5}{16}$ in.....	ea	2	%	%	%		X
H001-7021771		138538	WASHER, lock, int-teeth, reg, S, cd or zn-pltd, $\frac{5}{16}$ in.	ea	2	%	%	%	H-1	X
2980-IG4090A	AL-IG4090A		COIL, ignition, assy (Issue until stock is exhausted, then use COIL AL-IG4070H).	ea	1	%	%	%	G-9	X
H004-0501008		501008	PLUG, spark, 14-mm, severe service, cold, $1\frac{3}{8}$ in hex.	ea	6	6	6	6	H-4	X
G510-7698298	AUC-12UUB9108	7698298	SPACER, ignition coil (Issue until stock is exhausted, then use STUD AUC-2UU21008).	ea	2	%	%	%	G-9	X
G506-5296387	DR-1997797	A296387	SWITCH, ignition, assy.....	ea	1	%	%	%	G-9	X
			0607-Instruments, Panel Wiring, and Gages							
H104-0142303		142303	LAMP, elec, incand, min, 6-8 v, sgle-tun-fil, No 63, 3 ep, (sngle contact, cand-bay-base, G-6 bulb, C-2R-fil) (instrument panel light).	ea	5	2	3	4	H-4	X
			0608-Switches, Circuit Breakers, and Junction Block							
2980-SP2188	AUC-16UKS32676		BLOCK, junction, chassis wiring.....	ea	1	%	%	%	G-9	X
	AL-SP2188									
G104-1526007	AUC-16URK22649A	7331503	BREAKER, circuit, assy.....	ea	1	%	%	%	G-9	X
	SPT-CDA30	B199968F								
G510-7033355	AUC-16UKS22649	7033355	BREAKER, circuit, series parallel switch (Issue until stock is exhausted, then use BREAKER SPT-PDLA50).	ea	1	%	%	%	G-9	X
	SPT-B5500									
G510-7088769	SPT-PDLA50	7088769	BREAKER, circuit, series parallel switch.....	ea	2	%	%	%	G-9	X
		B243858Q								

(1) STOCK NO.	(2) MANUFACTURER'S PART NO.	(3) ORDNANCE PART NO.	(4) DESCRIPTION	(5) UNIT OF ISSUE	(6) QUANTITY INCORPORATED IN UNIT	(7) ORGANIZATIONAL ALLOWANCES			(8) REFERENCE SYMBOLS
						1-4	5-20	21-50	
ORGANIZATIONAL SPARE PARTS; FOR: (Contd)									
GROUP 06-ELECTRICAL SYSTEM (Contd)									
			0608-Switches, Circuit Breakers and Junction Blocks (Contd)						
G503-7036866	AUC-16W22731 DR-1990544	7036866	KNOB, blackout light switch.....	ea	1	%	%	%	G-9 X
G103-1663903	AUC-16WA22731 DR-1990550	A214532	KNOB, panel light switch.....	ea	1	%	%	%	G-9 X
H004-0506605		506605	SWITCH, blackout, light, push-pull, safety lock, 4 position, assy.	ea	1	%	%	%	H-4 X
2580-1997013	AUC-16UKS3699 DR-1997013		SWITCH, dimmer, assy (Issue until stock is exhausted, then use SWITCH 7000419).	ea	1	%	%	%	G-9 X
G508-7000419	DR-1997014	7000419	SWITCH, dimmer, assy.....	ea	1	%	%	%	G-9 X
H004-0506602		506602	SWITCH, light, push-pull, 2 position, assy (blackout driving light).	ea	1	%	%	%	H-4 X
2580-1997772	AUC-16UKS32672 DR-1997772		SWITCH, panel light, assy.....	ea	1	%	%	%	G-9 X
0600-16NF01241	AUC-16NF01241 AT-8963		SWITCH, spotlight, assy.....	ea	1	%	%	%	G-9 X
			0609.1-Head, Tail and Marker Lights, Lamps, and Lamp Units						
3500-5933522	AUC-16UKSA0992 GL-5933522		CONNECTOR, headlight, w/CABLES, assy.....	ea	2	%	%	%	G-9 X
H004-0504435		504435	DOOR, blackout marker light, w/LENS and FILTER, assy (headlight).	ea	1	%	%	%	H-4 X
H101-0131979		131979	SCREW, mach, fil-hd, S, cd or zn-pltd, No 8-32NC-2 x 3/4.	ea	2	%	%	%	H-1 X
H004-0504430		504430	DOOR, blackout tail and stoplight, w/LENS and FILTER, assy.	ea	1	%	%	%	H-4 X
H101-0132780		132780	SCREW, mach, rd-hd, S, cd or zn-pltd, No 8-32NC-2 x 1 1/4.	ea	1	%	%	%	H-1 X
H004-0504432		504432	DOOR, blackout taillight and service tail and stoplight, w/LENS and FILTER, assy.	ea	1	%	%	%	H-4 X
H101-0132780		132780	SCREW, mach, rd-hd, S, cd or zn-pltd, No 8-32NC-2 x 1 1/4.	ea	2	%	%	%	H-1 X

G508-5265618	AUC-16W02632	A265618	GASKET, blackout marker light door.....	ea	2	%	%	G-9	X
H104-0142303		142303	LAMP, elec, incand, min, 6-8 v, sgle-tun-fil, No 63, 3 cp (sgle contact, cand-bay-base, G-6 bulb, C-2R-fil) (blackout marker light).	ea	2	%	%	H-4	X
H004-0504423		504423	LAMP-UNIT, blackout stoplight, sealed, 1 opng, (upper), 6-8 v, 3 cp.	ea	1	%	%	H-4	X
H004-0504420		504420	LAMP-UNIT, blackout taillight, sealed, 4 opng, (lower), 6-8 v, 3 cp.	ea	2	%	%	H-4	X
H004-0504433		504433	LAMP-UNIT, incand, blackout driving light, sealed, shielded, mtl reflector, 6-8 v, No 2405S, 15 w, 10 cp, C-6, fil (8-32NC-2 screw term).	ea	2	%	%	H-4	X
H104-0193153		193153	LAMP-UNIT, incand, sealed, mtl reflector, 12-16 v, dble-tun-fil, 3 prong base, No 4431, 45-45 w (PAR-46 bulb) (headlight).	ea	2	%	%	H-4	X
H004-0504417		504417	LAMP-UNIT, service tail and stoplight, sealed (upper), 6-8 v, 21-3 cp.	ea	1	%	%	H-4	X
3500-925307	AUC-16UKS4460 GL-1011J		LIGHT, hd, assy.....	ea	2	%	%	G-9	X
H004-0504424		504424	LIGHT, hd, blackout, shielded, 6-8 v, assy.....	ea	1	%	%	H-4	X
H004-0504439		504439	LIGHT, marker, blackout, type C, pinless mounting base, 6-8 v, assy.	ea	2	%	%	H-4	X
H004-0504413		504413	LIGHT, tail and step blackout, 6-8 v, 7/8 in studs, assy.	ea	1	%	%	H-4	X
H004-0504406		504406	LIGHT, tail and stoplight, blackout and service (only taillight for blackout) 6-8 v, 7/8 in studs, assy.	ea	1	%	%	H-4	X
3500-5931167	AUC-16URKAC365 GL-59311167		MOULDING, headlight, assy.....	ea	2	%	%	G-9	X
GC85-1482056	AUC-16SC02633 GL-922690		SCREW, headlight moulding.....	ea	2	%	%	G-9	X
H004-0504426		504426	RIM, headlight, w/locating and fastening lugs, assy.	ea	2	%	%	H-4	X
H001-5125831		131963	SCREW, mach, fil-hd, S, cd or zn-pltd, No 8-32NC-2 x 3/8.	ea	2	%	%	H-1	X
H004-0504427		504427	RING and SPRING, sealed headlamp unit, assy.	ea	1	%	%	H-4	X
G116-0401400	AUC-16URK0286		RING, retaining, headlight door.....	ea	2	%	%	G-9	X
G085-3302920	AUC-16URK0759 GL-924552		SCREW.....	ea	6	%	%	G-9	X
H104-0119294		119294	0609.2-Auxiliary Lights and Lamps LAMP, elec, incand, min, 6-8 v, sgle-tun-fil, No 87, 15 cp (sgle contact, cand-bay-base, S-8 bulb, C-2R fil) (dome light).	ea	11	9	12	H-4	X
H104-0103643		103643	LAMP, elec, incand, min, 6-8 v, sgle-tun-fil, No 1133, 32 cp (sgle contact, cand-bay-base, RP-11 bulb, C-2V fil) (spotlight).	ea	1	1	1	H-4	X

(1) STOCK NO.	(2) MANUFACTURER'S PART NO.	(3) ORDNANCE PART NO.	(4) DESCRIPTION	(5) UNIT OF ISSUE	(6) QUANTITY INCORPORATED IN UNIT	(7) ORGANIZATIONAL ALLOWANCES			(8) REFERENCE SYMBOLS
						1-4	5-20	21-50	
ORGANIZATIONAL SPARE PARTS; FOR: (Contd)									
GROUP 06-ELECTRICAL SYSTEM (Contd)									
0609.2-Auxiliary Lights and Lamps (Contd)									
0600-16UV02656	AUC-16UV02656		LENS, spotlight.....	ea	1	%	%	%	G-9 X
G511-7088730	AUC-16UV A03050	7088730	LIGHT, dome, blackout, assy.....	ea	3	%	%	%	G-9 X
9870-8797	AUC-16UV B01047 YH-8797		LIGHT, marker, amber, assy.....	ea	4	%	%	%	G-9 X
9870-8796	AUC-16UV A01047 YH-8796		LIGHT, marker, red, assy.....	ea	4	%	%	%	G-9 X
G511-7712477	AUC-16UKSF41046	7712477	LIGHT, spot, assy.....	ea	1	%	%	%	G-9 X
0600-16D21857	AUC-16D21857		PLUG spotlight connector.....	ea	1	%	%	%	G-9 X
0600-16D21856	AUC-16D21856		SOCKET, spotlight connector.....	ea	1	%	%	%	G-9 X
0612-Batteries									
H015-0801030		801030	ACID, sulfuric, stor btry, dilute (electrolyte) sp, specific gravity 1.270 1-1 gal (US) container.	ea	2	2	2	2	H-15 X
H015-0500905		500905	BATTERY, stor, lead acid, 6 v (3 cell), charged and dry, type 4H, 13 ¹ / ₁₆ x 7 ¹ / ₈ x 9 ³ / ₈ (max dimensions).	ea	2	2	2	2	H-15 NX
H004-0116300		501924	BOLT, btry term, sq-hd, S, lead ctd, ⁵ / ₁₆ -18NC, w/NUT.	ea	2	2	2	2	H-4 X
G510-7366089	AUC-16UKSA3590	7366089	CABLE, btry to series-parallel switch, negative, assy (closed cab).	ea	1	%	%	%	G-9 X
G510-7366073	AUC-16UKSFA3590	7366073	CABLE, btry to series-parallel switch, negative, assy (open cab).	ea	1	%	%	%	G-9 X
G510-7366090	AUC-16UKS3590	7366090	CABLE, btry to series-parallel switch, positive, assy (closed cab).	ea	1	%	%	%	G-9 X
G510-7366091	AUC-16UKSF3590	7366091	CABLE, btry to series-parallel switch, positive, assy (open cab).	ea	1	%	%	%	G-9 X
G510-7366097	AUC-16UKSB3590	7366097	CABLE, btry to starter solenoid switch, assy (closed cab).	ea	1	%	%	%	G-9 X
G510-7366098	AUC-16UKSFB3590	7366098	CABLE, btry to starter solenoid switch, assy (open cab).	ea	1	%	%	%	G-9 X
G510-7366134	AUC-16UKS350	7366134	CABLE, ground, assy (closed cab).....	ea	1	%	%	%	G-9 X

G510-7366135	AUC-16UKSF350	7366135	CABLE, ground, assy (open cab).....	ea	1	%	%	%	G-9	X
H001-4026541	220071	NUT, hex, reg, s-fin, S, cd or zn-pltd, $\frac{3}{8}$ -16NC-2.	ea	1	%	%	%	H-1	X
H101-0215450	215450	SCREW, cap, hex-hd, S, 85,000 psi yield strength, cd, or zn-pltd, $\frac{3}{8}$ -16NC-2 x 1.	ea	1	%	%	%	H-1	X
H001-7025741	120382	WASHER, lock, m, S, cd or zn-pltd, $\frac{3}{8}$ in....	ea	2	%	%	%	H-1	X
G510-7366088	AUC-16UKS3580	7366088	CABLE, solenoid switch to starter, assy (closed cab).	ea	1	%	%	%	G-9	X
H004-0365420	507036	TERMINAL, btry, cable, solder, elbow, clamp type, negative, RH, No 2 or No 1 AWG cable.	ea	2	%	%	%	H-4	X
H004-0365440	507037	TERMINAL, btry, cable, solder, elbow, clamp type, positive, LH, No 2 or No 1 AWG cable.	ea	2	%	%	%	H-4	X
G067-0105860	AUC-16C2499	A167630	TERMINAL, cable, brty to series-parallel switch (positive).	ea	1	%	%	%	G-9	X
0600-16CDL0499	AUC-16CDL0499	TERMINAL, cable, btry to series-parallel switch (positive and negative).	ea	2	%	%	%	G-9	X
H004-0181120	506243	TERMINAL, cable, solder, lug (side formed), r-end, 1 hole, cop, tnd, 125 amp, No 1/0 cable, hole for $\frac{1}{16}$ in stud (btry to solenoid switch cable).	ea	1	%	%	%	H-4	X
H004-0545629	545629	0615-Radio Suppression							
H004-0500329	500329	CAPACITOR, 100 v, dc, (Signal Corps type), 0.1 mfd, 5 in lead (generator (1), starter (1), coil (1)).	ea	3	%	%	%	H-4	X
H004-0500321	500321	SUPPRESSOR, cable type, S5.....	ea	1	%	%	%	H-4	X
		SUPPRESSOR, spark plug, radio interference, elbow, type L.	ea	6	%	%	%	H-4	X
G600-0131223	AUC-16URK31570	7071421	0617-Trailer Coupling (Elec)							
H004-0500703	500703	CABLE, lighting, trailer, assy.....	ea	1	%	%	%	G-9	X
H001-4026541	220071	SOCKET, coupling, 4 contact w/hinged cover, assy (trailer lighting).	ea	3	%	%	%	H-4	X
H101-0215450	215450	NUT, hex, reg, s-fin, S, cd or zn-pltd, $\frac{3}{8}$ -16NC-2.	ea	2	%	%	%	H-1	X
H001-7025741	120382	SCREW, cap, hex-hd, S, 85,000 psi yield strength, cd or zn-pltd, $\frac{3}{8}$ -16NC-2 x 1.	ea	2	%	%	%	H-1	X
		WASHER, lock, m, S, cd or zn-pltd, $\frac{3}{8}$ in....	ea	4	%	%	%	H-1	X
H002-0541514	541514	GROUP 07-TRANSMISSION							
H006-0283915	219200	0701-Transmission Case							
H006-0283930	219306	PLUG, drain, magnetic, sq-hd, $1\frac{1}{4}$ NPT.....	ea	1	%	%	%	H-2	X
		PLUG, pipe, sq-hd, MI, glvd, $\frac{1}{2}$ in (oil level).....	ea	1	%	%	%	H-6	X
		PLUG, pipe, sq-hd, MI, glvd, $1\frac{1}{4}$ in (oil level)....	ea	1	%	%	%	H-6	X

(1) STOCK NO.	(2) MANUFACTURER'S PART NO.	(3) ORDNANCE PART NO.	(4) DESCRIPTION	(5) UNIT OF ISSUE	(6) QUANTITY INCORPORATED IN UNIT	(7) ORGANIZATIONAL ALLOWANCES Co. Btry. or Tr— Number of major items			(8) REFERENCE SYMBOLS
						1-4	5-20	21-50	
ORGANIZATIONAL SPARE PARTS; FOR: (Contd)									
GROUP 07-TRANSMISSION (Contd)									
			0704-Transmission Gear Shift Lever, Shifter Shafts, and Forks						
0600-10T2408	AUC-10T2408		KNOB, gear shift hand lever.....	ea	1	%	%	%	G-9 X
G510-7366112	AUC-10UU0130	7366112	LEVER, gear shift, assy.....	ea	1	%	%	%	G-9 X
0600-10UU423	AUC-10UU423		LEVER, hand, gear shift.....	ea	1	%	%	%	G-9 X
H001-4027581		214267	NUT, hex, reg, s-fin, S, cd or zn-pltd, 1/2-20NF-2.	ea	1	%	%	%	H-1 X
H101-0181707		181707	SCREW, cap, hex-hd, S, 85,000 psi yield strength, cd or zn-pltd, 1/2-20NF-3 x 2 1/2 in.	ea	1	%	%	%	H-1 X
H001-7025801		120384	WASHER, lock, m, S, cd or zn-pltd, 1/2 in.....	ea	2	%	%	%	H-1 X
GROUP 08-TRANSFER									
0800-Transfer Assy									
45-F-448-200		45-F-448-200	FITTING, lubr, hydraulic type, stght, 1/8-27NPT male, lgh overall 1 1/16 in (front support brg).	ea	2	%	%	%	K-3 X
0801-Transfer Case									
H006-0283755		113185	PLUG, pipe, ck, MI, 3/8 in (drain).....	ea	1	%	%	%	H-6 X
H006-0283920		219302	PLUG, pipe, sq-hd, MI, glvd, 3/4 in (filler).....	ea	1	%	%	%	H-6 X
0804-Transfer Shifter Shafts and Forks									
45-E-8902		45-E-8902	ELBOW (body), lubr fitting, angle 90 deg, 1/8-27NPT male thds, 1/8-27NPT female thds (shift lever bracket).	ea	2	%	%	%	K-3 X
45-F-448-200		45-F-448-200	FITTING, lubr, hydraulic type, stght, 1/8-27NPT male, lgh overall 1 1/16 in (shift lever and bracket).	ea	5	%	%	%	K-3 X
0600-10T2408	AUC-10T2408		KNOB, shift lever.....	ea	2	%	%	%	G-9 X

GROUP 09-PROPELLER SHAFT

0900-Propeller Shafts and Universal Joints

G104-0600100	AUC-3UN0635 SP-K5-6-78X	A214477	BEARING, univ-jt journal, assy (Issue until stock is exhausted, then use KIT A294020).	ea	8	%	%	%	G-9	X
G122-0406351	AUC-3RG0635A SP-K4-6-68X	A281980	BEARING, univ-jt, journal, assy (Issue until stock is exhausted, then use KIT A281868).	ea	4	%	%	%	G-9	X
G104-0601201	AUC-3CF0633 SP-K5-70-49	A214478	CAP, brg (Issue until stock is exhausted, then use KIT A294020).	ea	8	%	%	%	G-9	X
G122-0131410	AUC-3RG0633 SP-K4-70-49	A283074	CAP, brg (Issue until stock is exhausted, then use KIT A281868).	ea	4	%	%	%	G-9	X
G122-0131430	AUC-3RG0218 SP-3½-14-19	A283080	CAP, dust, front propeller shaft slip jt.....	ea	1	%	%	%	G-9	X
G104-0600201	AUC-3UB0218 SP-4-14-19		CAP, dust, intermediate and rear propeller shaft slip jt.	ea	2	%	%	%	G-9	X
45-F-448-200		45-F-448-200	FITTING, lubr, hydraulic type, stght, 1/8-27NPT male, lgh overall 1 1/8 in (journal) (also available as part of KIT A294020).	ea	9	%	%	%	K-3	X
8080-1501-14X	AUC-3ZD0140D SP-1501-14X		JOINT, slip, univ, front propeller shaft, assy....	ea	1	%	%	%	G-9	X
8080-1601-4X	AUC-3ZUN0140		JOINT, slip, univ, rear propeller shaft, assy....	ea	1	%	%	%	G-9	X
G104-0600275	AUC-3UN0632 SP-KR5-5-68X	B184195	JOURNAL, assy (Issue until stock is exhausted, then use KIT A294020).	ea	1	%	%	%	G-9	X
G509-0249113	AUC-3RG0632 SP-K4-5-78X	A283084	JOURNAL, assy (Issue until stock is exhausted, then use KIT A281868).	ea	1	%	%	%	G-9	X
G122-0406350	AUC-3UU01172 SP-K5-15X	A281868	KIT, repair, front propeller shaft univ-jt.....	ea	1	%	%	%	G-9	X
	AUC-3RG0635A SP-K4-6-68X		Composed of: 4 BEARING ³ (subgroup 0900).							
	AUC-3RG0633 SP-K4-70-49		4 CAP ³ (subgroup 0900).							
	AUC-3RG0632 SP-K4-5-78X		1 JOURNAL ³ (subgroup 0900).							
	AUC-3RG0647 SP-98-781		4 PLATE ² (subgroup 0900).							
	AUC-3GE0648 SP-5-73-108		8 SCREW ² (subgroup 0900).							
G104-0600700	AUC-3UU01173 SP-K5-16X	A294020	KIT, repair, intermediate and rear propeller shaft univ-jt.	ea	2	%	%	%	G-9	X
	AUC-3UN0635 SP-K5-6-78X		Composed of: 4 BEARING ³ (subgroup 0900).							
	AUC-3CF0633 SP-K5-70-49		4 CAP ³ (subgroup 0900).							
		45-F-448-200	1 FITTING ² (subgroup 0900).							

For explanation of footnotes, see Notes, p. 61.

(1) STOCK NO.	(2) MANUFACTURER'S PART NO.	(3) ORDNANCE PART NO.	(4) DESCRIPTION	(5) UNIT OF ISSUE	(6) QUANTITY INCORPORATED IN UNIT	(7) ORGANIZATIONAL ALLOWANCES			(8) REFERENCE SYMBOLS	
						Co. Btry. or Tr— Number of major items				
						1-4	5-20	21-50		
ORGANIZATIONAL SPARE PARTS; FOR: (Contd)										
GROUP 09-PROPELLER SHAFT (Contd)										
0900-Propeller Shafts and Universal Joints (Contd)										
G104-0600700	AUC-3UU01173 SP-K5-16X AUC-3UN0632 SP-KR5-5-68X AUC-3GE0647A SP-98-741 AUC-3UN0648 SP-5-73-109 AUC-3RG0647 SP-98-781 AUC-3GE0647A SP-98-741 AUC-3GE0648 SP-5-73-108 AUC-3UN0648 SP-5-73-109 AUC-30ZD5590J AUC-3E9222	A294020	KIT, repair, intermediate and rear propeller shaft univ-jt. (Cont) 1 JOURNAL ³ (subgroup 0900). 4 PLATE ² (subgroup 0900). 8 SCREW ² (subgroup 0900).	ea	4	4	4	4		
G122-0340315		A281981	PLATE, lock, brg cap screw (also available as part of KIT A281868).	ea	4	4	4	4	G-9	X
G104-0601231		A214479	PLATE, lock, brg cap screw (also available as part of KIT A294020).	ea	8	4	4	4	G-9	X
G122-0124356		A281983	SCREW, brg cap (also available as part of KIT A281868).	ea	4	4	4	4	G-9	X
G104-0601651		A214483	SCREW, brg cap (also available as part of KIT A294020).	ea	8	4	4	4	G-9	X
8080-8964-2SF			SHAFT, propeller, front, w/univ JOINTS, assy (59 in closed lgh).	ea	1	%	%	%	G-9	X
0600-3E9222			BOLT, 1/2 in.	ea	8	4	4	4	G-9	X
H001-4027581		214267	NUT, hex, reg, s-fin, S, cd or zn-pltd, 1/2-20NF-2.	ea	8	%	%	%	H-1	X
H001-7025801		120384	WASHER, lock, m, S, cd or zn-pltd, 1/2 in.	ea	8	%	%	%	H-1	X
8080-8977-1SF			SHAFT, propeller, intermediate, w/univ JOINTS, assy (23 1/2 in closed lgh).	ea	1	%	%	%	G-9	X
0600-3Y2222A			BOLT, 3/8 in.	ea	16	%	%	%	G-9	X
H001-4167601		120369	NUT, hex, L, s-fin, S, cd or zn-pltd, 3/8-24NF-2.	ea	16	%	%	%	H-1	X
H001-7025741		120382	WASHER, lock, m, S, cd or zn-pltd, 3/8 in.	ea	16	%	%	%	H-1	X
8080-89782SF			SHAFT, propeller, rear, w/univ JOINTS, assy (46 in closed lgh).	ea	1	%	%	%	G-9	X
0600-3T9222			BOLT	ea	8	%	%	%	G-9	X
0600-3Y2222A			BOLT, 3/8 in.	ea	8	%	%	%	G-9	X

H001-4167601		120369	NUT, hex, L, s-fin, S, cd or zn-pltd, $\frac{3}{8}$ -24NF-2.	ea	16	%	%	%	H-1	X
H001-7025741		120382	WASHER, lock, m, S, cd or zn-pltd, $\frac{3}{8}$ in.	ea	16	%	%	%	H-1	X
G136-0382807	AUC-3RG0221	A283088	WASHER, felt, split, $1\frac{1}{2}$ ID x 2 OD x $\frac{3}{8}$ thk (front propeller shaft slip jt dust cap).	ea	1	%	%	%	G-9	X
G104-0602801	SP-K4-16-83		WASHER, intermediate and rear propeller shaft slip jt dust cap (felt).	ea	2	%	%	%	G-9	X
G136-0443060	AUC-3DF0221	A283054	WASHER, split, front propeller shaft slip jt dust cap.	ea	1	%	%	%	G-9	X
G104-0602871	SP-K5-16-23		WASHER, split, intermediate and rear propeller shaft slip jt dust cap (steel).	ea	2	%	%	%	G-9	X
G122-0482206	AUC-3ZD0689	C116190	YOKE, flange, front propeller shaft.	ea	2	%	%	%	G-9	X
G122-0482210	SP-K4-2-309		YOKE, sleeve, front propeller shaft.	ea	1	%	%	%	G-9	X
	AUC-3ZD0637									
	SP-K14-3-98X									
			GROUP 10-FRONT AXLE							
			1001-Front Axle Housing							
G116-1569034	AUC-4SK0417	B156787	ELBOW, oil filler (Issue until stock is exhausted, then use PLUG 219306).	ea	1	%	%	%	G-9	X
G116-1594074	TD-3885A1	B156246	GASKET, oil filler plug.	ea	1	%	%	%	G-9	X
H106-0143967	AUC-4AK069	143967	PLUG, pipe, ck, MI, cd or zn-pltd, $\frac{1}{2}$ in (drain).	ea	1	%	%	%	H-6	X
H006-0283930	TD-2808N300	219306	PLUG, pipe, sq-hd, MI, glvd, $1\frac{1}{4}$ in (oil filler).	ea	1	%	%	%	H-6	X
			1002-Front Axle Differential							
G116-1594074	AUC-4AK069	B156246	GASKET, carrier inspection hole plug.	ea	1	%	%	%	G-9	X
G160-0340679	TD-2808N300	A171919	PLUG, bevel pinion brg cage.	ea	1	%	%	%	G-9	X
G509-7740797	TD-1850V48	7740797	PLUG, carrier inspection hole.	ea	1	%	%	%	G-9	X
	AUC-4FD0176									
	TD-1850A1									
			1005.5-Front Axle Ventilation							
G508-5196397	AUC-4AA01600	A346772	VENT, housing, assy.	ea	1	%	%	%	G-9	X
	TD-A1199C1043									
			1006-Front Axle Universal Joints, Shafts, and Flanges							
G116-0301360	AUC-9AK0435	C75994	FLANGE, drive, front wheel hub.	ea	2	%	%	%	G-9	X
H101-0503607	TD-3870E57	121358	NUT, hex, L, s-fin, S, cd or zn-pltd, $\frac{5}{8}$ -18NF-2.	ea	16	%	%	%	H-1	X

(1) STOCK NO.	(2) MANUFACTURER'S PART NO.	(3) ORDNANCE PART NO.	(4) DESCRIPTION	(5) UNIT OF ISSUE	(6) QUANTITY INCORPORATED IN UNIT	(7) ORGANIZATIONAL ALLOWANCES			(8) REFERENCE SYMBOLS
						1-4	5-20	21-50	
ORGANIZATIONAL SPARE PARTS; FOR: (Contd)									
GROUP 10-FRONT AXLE (Contd)									
			1006-Front Axle Universal Joints, Shafts, and Flanges (Contd)						
G116-0301360	AUC-9AK0435	C75994	FLANGE, drive, front wheel hub (Contd)	ea	16	2	2	2	G-9 X
G116-1792266	TD-3870E57 AUC-4FD0237 TD-4X180	A171920	STUD, S, 5/8-11NC (1) x 5/8-18NF (1 1/8 x 2 3/4)	ea	16	%	%	%	H-1 X
H001-7025861	121574	WASHER, lock, m, S, cd or zn-pltd, 5/8 in.....	ea	2	1	1	1	G-9 X
G116-0301480	AUC-9SK0436	B159582	GASKET, front wheel hub drive flange.....	ea	2	1	1	1	G-9 X
G116-1594082	TD-2808H164 AUC-9NK0473	GASKET, front wheel hub drive flange retainer...	ea	2	1	1	1	G-9 X
G116-1733651	TD-2808H138 AUC-9GKW0552	PACKING, front wheel hub drive flange retainer (ru).	ea	2	%	%	%	G-9 X
8500-1246Y233	TD-5X385 AUC-4ZGEW0695	A173067	PIN, dowel, split, tapered, front wheel hub drive flange stud.	ea	8	1	1	1	G-9 X
G116-1843019	TD-1246Y233 AUC-9GKW0551 TD-1829K401	WASHER, front wheel hub drive flange retainer packing.	ea	2	%	%	%	G-9 X
GROUP 11-REAR AXLE									
1104-Rear Axle Shafts									
8500-1246Y233	AUC-4ZGEW0695	DOWEL, split, tapered, shaft.....	ea	6	%	%	%	G-9 X
G671-7001653	TD-1246Y233 AUC-4GAA020	7001653	SHAFT, lg, w/puller SCREW, assy.....	ea	1	%	%	%	G-9 X
G671-7001654	TD-A3202P1394 AUC-4GA020	7001654	SHAFT, short, w/puller SCREW, assy.....	ea	1	%	%	%	G-9 X
H101-0213514	TD-A3202N1392	213514	NUT, hex, hv, s-fin, S, cd or zn-pltd, 1/2- 13NC-2.	ea	14	%	%	%	H-1 X
G116-1792267	AUC-4G287 TD-T7308	B142994	STUD, S, 1/2-13NC-2.....	ea	14	%	%	%	G-9 X
H001-7025801	120384	WASHER, lock, m, S, cd or zn-pltd, 1/2 in.....	ea	8	%	%	%	H-1 X
H001-7017741	135629	WASHER, lock, ext-teeth, reg, S, cd or zn-pltd, 1/2 in.	ea	6	%	%	%	H-1 X

1105.5-Rear Axle Ventilation

Part No.	Part Description	QTY	Unit	Material	Notes	Spec	Alt
G508-5196397	VENT, differential housing, assy	1	ea	AUC-4AA01600 TD-A1199C1043		%	G-9 X
GROUP 12-BRAKES							
1201-Hand Brake							
0360-C24A2	DISK, assy	1	ea	AUC-3TA4381 TRU-C24A2		%	G-9 X
45-E-8900	ELBOW (body), lubr fitting, angle 45 deg, 1/8-27NPT male thds, 1/8-27NPT female thds (cross shaft (2), shoe pin (4)).	6	ea	45-E-8900		%	K-3 X
45-E-8902	ELBOW (body), lubr fitting, angle 90 deg, 1/8-27NPT male thds, 1/8-27NPT female thds (transfer lever).	1	ea	45-E-8902		%	K-3 X
0600-10D2243	END, rod, hand lever pawl	1	ea	AUC-10D2243		%	G-9 X
45-F-448-200	FITTING, lubr, hydraulic type, stght, 1/8-27NPT male, lgh overall 1 1/8 in (cross shaft (2), shoe pin (4), transfer lever (1)).	7	ea	45-F-448-200		%	K-3 X
0600-10D241A	PAWL, hand lever	2	ea	AUC-10D241A		%	G-9 X
H101-0219707	NUT, jam, hex, reg, s-fin, S, cd or zn-pltd, 5/16-24NF-2.	2	ea	219707		%	H-1 X
0600-10D2286A	PIN	1	ea	AUC-10D2286A		%	G-9 X
G509-0338729	PIN, anchor, operating lever arm	4	ea	A214652		%	G-9 X
G671-7002166	RETAINER, shoe pin	4	ea	7002166		%	G-9 X
G116-2373269	ROD, adj	2	ea	7038520 B252795		%	G-9 X
H101-0503607	NUT, hex, L, s-fin, S, cd-pltd, 5/8-18NF-2	2	ea	503607		%	H-1 X
G116-1714850	NUT, spherical	2	ea	503607		%	G-9 X
G509-0382335	SCREW, adj, shoe	4	ea	7338982		%	G-9 X
0600-3S282A	SCREW, set, S, 5/16-24NF-3 x 1 1/4 (operating lever arm anchor pin).	4	ea	7338982		%	G-9 X
0600-10DF224A	SECTOR, hand lever	2	ea	AUC-10DF224A		%	G-9 X
H101-0215461	SCREW, cap, hex-hd, S, 85,000 psi yield strength, cd or zn-pltd, 3/8-16NC-2 x 1 3/4.	2	ea	215461		%	H-1 X
H001-7025741	WASHER, lock, m, S, cd or zn-pltd, 3/8 in	2	ea	120382		%	H-1 X
0600-10UUA0913	SHOE, w/LINING, assy	4	ea	AUC-10UUA0913		%	G-9 X
G116-1738707	PIN	4	ea	AUC-10S0935 TRU-C522		%	G-9 X
H101-0214626	SCREW, cap, hex-hd, S, 85,000 psi yield strength, cd or zn-pltd, 5/16-18NC-2 x 5/8.	4	ea	214626		%	H-1 X
H001-7025711	WASHER, lock, m, S, cd or zn-pltd, 5/16 in	4	ea	120214		%	H-1 X

(1) STOCK NO.	(2) MANUFACTURER'S PART NO.	(3) ORDNANCE PART NO.	(4) DESCRIPTION	(5) UNIT OF ISSUE	(6) QUANTITY INCORPORATED IN UNIT	(7) ORGANIZATIONAL ALLOWANCES Co. Btry. or Tr-- Number of major items			(8) REFERENCE SYMBOLS
						1-4	5-20	21-50	
ORGANIZATIONAL SPARE PARTS; FOR: (Contd)									
GROUP 12-BRAKES (Contd)									
1201-Hand Brake (Contd)									
0600-10D2126	AUC-10D2126		SPACER, hand lever quadrant.....	ea	1	%	%	%	G-9 X
0600-10M346A	AUC-10M346A		SPOON, hand lever latch.....	ea	1	%	%	%	G-9 X
0600-10Y135A	AUC-10Y135A		BOLT, 1/4 in.....	ea	2	%	%	%	G-9 X
H101-0177573		177573	NUT, jam, hex, hv, s-fin, S, 1/4-20NC-3.....	ea	2	%	%	%	H-1 X
0600-10T239	AUC-10T239		SPRING, hand lever pawl rod.....	ea	1	%	%	%	G-9 X
G116-1789796	AUC-10S0927	7002156	SPRING, release, operating lever arm.....	ea	2	%	%	%	G-9 X
G509-0389675	ACC-C523 AUC-10S0914 TRU-C514	A167466	SPRING, retracting, shoe.....	ea	2	%	%	%	G-9 X
1202-Service Brakes									
45-F-479-985		45-F-479-985	FITTING, lubr, pressure vent relief, 14 to 15 lb relief pressure, 1/8-27NPT male (front brake camshaft (2), front brake shoe anchor pin (4), rear brake camshaft (2), rear brake shoe anchor pin (4)).	ea	12	%	%	%	K-3 X
G509-0338707	AUC-4G0155 TD-1246H60	A146156	PIN, rear brake show spring.....	ea	4	%	%	%	M-5 X
G116-0303160	AUC-9SKA0300		SHOE, front brake, left, lower w/LINING, assy.	ea	1	%	%	%	G-9 X
G116-0303180	TD-A1-3822F6 AUC-9GKW0300		SHOE, front brake, left, upper, w/LINING, assy.	ea	1	%	%	%	G-9 X
G116-0303200	TD-A2-3822E5 AUC-9SKA0310		SHOE, front brake, right, lower, w/LINING, assy.	ea	1	%	%	%	G-9 X
G116-0303220	TD-A1-3822E5 AUC-9GLW0300		SHOE, front brake, right, upper, w/LINING, assy.	ea	1	%	%	%	G-9 X
8500-A29322S253	TD-A2-3822F6 AUC-4GKW0110		SHOE, rear brake, lower, w/LINING, assy.....	ea	2	%	%	%	G-9 X
8500-A28-3222S253	TD-A29-3222S253 AUC-4GKW0100 TD-A28-3222S253		SHOE, rear brake, upper, w/LINING, assy.....	ea	2	%	%	%	G-9 X

G116-0303400	AUC-9SKA0134 TD-2858S97 AUC-4G079 TD-2258A53	B159597	SPRING, return, front brake shoe.....	ea	2	%	%	%	G-9	X
G509-0389792			SPRING, return, rear brake shoe.....	ea	4	%	%	%	G-9	X
			1206-Brake Slack Adjusters and Pedal							
0850-216782	AUC-25AN0881 BWE-216782		ADJUSTER, slack, front left, assy.....	ea	1	%	%	%	G-9	X
0850-216781	AUC-25AM0881 BWE-216781		ADJUSTER, slack, front right, assy.....	ea	1	%	%	%	G-9	X
0850-220483	AUC-25AQ0881 BWE-220483		ADJUSTER, slack, rear left, assy.....	ea	1	%	%	%	G-9	X
0850-220484	AUC-25AP0881 BWE-220484		ADJUSTER, slack, rear right, assy.....	ea	1	%	%	%	G-9	X
G511-7704113 45-E-8900	AUC-10TT125	7704113 45-E-8900	BEARING, bushing type, pedal shaft..... ELBOW (body), lubr fitting, angle 45 deg, 1/8-27NPT male thds, 1/8-27NPT female thds (pedal).	ea ea	2 1	% %	% %	% %	X K-3	X X
45-F-448-200		45-F-448-200	FITTING, lubr, hydraulic type, stght, 1/8- 27NPT male, lgh overall 1 1/8 in (pedal).	ea	1	%	%	%	K-3	X
G511-7744906 0600-10S2147	AUC-10FE2-292 AUC-10S2147	7744906	PAD, pedal..... SPRING, return, pedal.....	ea ea	1 1	% %	% %	% %	X G-9	X X
			1208.1-Air Brake System (Lines and Fittings)							
0600-16B0273	AUC-16B0273		CONDUIT, air brake line (1/16 in ID) (Issue until stock is exhausted, then use CONDUIT 17- C-18035-95).	ft	‡	%	%	%	G-9	X
0600-16C0273	AUC-16C0273		CONDUIT, air brake line (3/16 in ID) (Issue until stock is exhausted, then use CONDUIT 17- C-18036-5).	ft	‡	%	%	%	G-9	X
H005-0100623 H005-0100624 H006-0101045		17-C-18035-95 17-C-18036-5 504395	CONDUIT, flex, non-metallic, size 7/16 in..... CONDUIT, flex, non-metallic, size 9/16 in..... CONNECTOR, air brake hose, 1/4 in male pipe end, assy.	ft ft ea	‡ ‡ 8	% % %	% % %	% % %	H-5 H-5 H-6	X X X
G116-1539989 H006-0312600	AUC-25G0145 BWE-205420		CONNECTOR, quick release valve to front brake chamber air line hose. CONNECTOR, tube, compression, ball sleeve, air service, br, 3/8 in tube, 1/4 in male pipe end, assy (air brake line).	ea ea	2 13	% %	% %	% %	G-9 H-6	X X
H006-0312620		504264 504265	CONNECTOR, tube, compression, ball sleeve, air service, br, 3/8 in tube, 3/8 in male pipe end, assy (air brake line).	ea ea	13 5	% %	% %	% %	H-6 H-6	X X
H006-0312640		504266	CONNECTOR, tube, compression, ball sleeve, air service, br, 1/2 in tube, 3/8 in male pipe end, assy (air brake line).	ea	3	%	%	%	H-6	X

(1) STOCK NO.	(2) MANUFACTURER'S PART NO.	(3) ORDNANCE PART NO.	(4) DESCRIPTION	(5) UNIT OF ISSUE	(6) QUANTITY INCORPORATED IN UNIT	(7) ORGANIZATIONAL ALLOWANCES Co. Btry. or Tr— Number of major items			(8) REFERENCE SYMBOLS
						1-4	5-20	21-50	
ORGANIZATIONAL SPARE PARTS; FOR: (Contd)									
GROUP 12-BRAKES (Contd)									
1208.1-Air Brake System (Lines and Fittings) (Contd)									
0850-216310	AUC-25C045		ELBOW, compression tube, brake line (1/2 in tube, 1/2 in NPT, male pipe end).	ea	1	%	%	%	G-9 X
H006-0265010	BWE-216310	121619	ELBOW, pipe, street, 45 deg, br, 1/4 in (air compressor).	ea	2	%	%	%	H-6 X
H006-0265505		144118	ELBOW, pipe, street, 45 deg, MI, glvd, 1/4 in (front wheel brake chamber).	ea	2	%	%	%	H-6 X
H006-0504255		504255	ELBOW, tube, compression, ball sleeve, air service, 90 deg, br, 3/8 in tube, 1/4 in male pipe end, assy (air brake line).	ea	13	%	%	%	H-6 X
H006-0504257		504257	ELBOW, tube, compression, ball sleeve, air service, 90 deg, br, 3/8 in tube, 3/8 in male pipe end, assy (air brake line).	ea	6	%	%	%	H-6 X
H006-0504258		504258	ELBOW, tube, compression, ball sleeve, air service, 90 deg, br, 1/2 in tube, 3/8 in male pipe end, assy (air brake line).	ea	2	%	%	%	H-6 X
H006-0504318		504318	ELBOW, tube, compression, ball sleeve, air service, 90 deg, br, 3/4 in tube, 3/4 in male pipe end, assy (air brake line).	ea	3	%	%	%	H-6 X
H006-0504397		504397	GASKET, air brake hose connector (front wheel brake chamber (4), rear wheel brake chamber (4)).	ea	8	%	%	%	H-6 X
H007-0100405		33-H-787-125	HOSE, ru, canvas covered, ID 3/8 in, 3 ply.....	ft	† 8	%	%	%	H-7 X
H006-0504399		504399	NUT, air brake hose connector (front wheel brake chamber (4), rear wheel brake chamber (4)).	ea	8	%	%	%	H-6 X
H006-0504259		504259	NUT, ball sleeve compression tube fitting, air service, br, 3/8 in (air brake line).	ea	18	%	%	%	H-6 X
H006-0346200		504260	NUT, ball sleeve compression tube fitting, air service, br, 1/2 in (air brake line).	ea	6	%	%	%	H-6 X
H006-0504309		504309	NUT, ball sleeve compression tube fitting, air service, br, 3/4 in (air brake line).	ea	2	%	%	%	H-6 X
H006-0504398		504398	SLEEVE, air brake hose connector.....	ea	8	%	%	%	H-6 X

H006-0504261		504261	SLEEVE, ball, compression tube fitting, air service, br, $\frac{3}{8}$ in (air brake line).	ea	18	%	%	%	H-6	X
H006-0504262		504262	SLEEVE, ball, compression tube fitting, air service, br, $\frac{1}{2}$ in (air brake line).	ea	6	%	%	%	H-6	X
H006-0504311		504311	SLEEVE, ball, compression tube fitting, air service, br, $\frac{3}{4}$ in (air brake line).	ea	2	%	%	%	H-6	X
H006-0504400		504400	SPRING, air brake hose connector.....	ea	8	%	%	%	H-6	X
0600-10T263	AUC-10T263		SPRING, support, front wheel brake chamber hose.	ea	2	%	%	%	G-9	X
H006-0287454		144084	TEE, pipe, stght, MI, glvd, $\frac{3}{8}$ in (air reservoir line).	ea	1	%	%	%	H-6	X
H006-0504327		504327	TEE, tube, compression, ball sleeve, air service, br, $\frac{1}{8}$ in male pipe side, assy (air brake line).	ea	1	%	%	%	H-6	X
H006-0504329		504329	TEE, tube, compression, ball sleeve, air service, br, $\frac{3}{8}$ in tube, $\frac{1}{4}$ in male pipe side, assy (air brake line).	ea	1	%	%	%	H-6	X
H007-0218110		44-T-5080-25	TUBING, cop, seamless, soft annealed, size $\frac{3}{8}$ in, OD 0.375 in, thkns of wall 0.035 in.	ft	‡	%	%	%	H-7	X
H007-0218135		44-T-5080-30	TUBING, cop, seamless, soft annealed, size $\frac{1}{2}$ in, OD 0.500 in, thkns of wall 0.035 in.	ft	‡	%	%	%	H-7	X
H007-0218131		44-T-5080-40	TUBING, cop, seamless, soft annealed, size $\frac{3}{4}$ in, OD 0.750 in, thkns of wall 0.049 in.	ft	‡	%	%	%	H-7	X
H006-0504349		504349	UNION, tube, compression, ball sleeve, air service, br, $\frac{3}{4}$ in, assy (air compression line to air reservoir line).	ea	1	%	%	%	H-6	X
1208.3-Air Brake System (Air Chambers, Valves, and Switches)										
0850-217361	AUC-25KM021 BWE-217361		CHAMBER, air, front brake, left, assy.....	ea	1	%	%	%	G-9	X
0850-217362	AUC-25KL021 BWE-217362		CHAMBER, air, front brake, right, assy.....	ea	1	%	%	%	G-9	X
H001-4179661		125653	NUT, hex, L, thk, s-fin, S, cd or zn-pltd, $\frac{1}{2}$ -20NF-2.	ea	2	%	%	%	H-1	X
H001-7025801		120384	WASHER, lock, m, S, cd or zn-pltd, $\frac{1}{2}$ in....	ea	2	%	%	%	H-1	X
G671-7001754	AUC-25KS021 BWE-216814	7001754	CHAMBER, air, rear brake left, assy.....	ea	1	%	%	%	G-9	X
G671-7001753	AUC-25KR021 BWE-216813	7001753	CHAMBER, air, rear brake, right, assy.....	ea	1	%	%	%	G-9	X
H001-4167641		120370	NUT, hex, L, s-fin, S, cd or zn-pltd, $\frac{7}{16}$ -20NF-2.	ea	8	%	%	%	H-1	X
H101-0181675		181675	SCREW, cap, hex-hd, S, 85,000 psi yield strength, cd or zn-pltd, $\frac{7}{16}$ -20NF-3 x 2 $\frac{1}{4}$.	ea	8	%	%	%	H-1	X
H001-7025771		120383	WASHER, lock, m, S, cd or zn-pltd, $\frac{7}{16}$ in....	ea	8	%	%	%	H-1	X
G160-0139647	AUC-25A057 BWE-217799	7014964	COCK, shut-off, trailer air brake connecting hose, assy.	ea	3	%	%	%	G-9	X

(1) STOCK NO.	(2) MANUFACTURER'S PART NO.	(3) ORDNANCE PART NO.	(4) DESCRIPTION	(5) UNIT OF ISSUE	(6) QUANTITY INCORPORATED IN UNIT	(7) ORGANIZATIONAL ALLOWANCES Co. Btry. or Tr- Number of major items			(8) REFERENCE SYMBOLS
						1-4	5-20	21-50	
ORGANIZATIONAL SPARE PARTS; FOR: (Contd)									
GROUP 12-BRAKES (Contd)									
1208.3-Air Brake System (Air Chambers, Valves, and Switches) (Contd)									
G509-7099667	BWE-211379	7099667	DIAPHRAGM, quick release valve (Issue until stock is exhausted, then use KIT 7001769).	ea	1	%	%	%	G-9 X
G116-1767493	AUC-25UU061S BWE-221368	7001769	KIT, repair, quick release valve.....	ea	1	%	%	%	G-9 X
	AUC-A1201 BWE-203328		Composed of: 1 DAMPER, diaphragm.						
	AUC-A1202 BWE-211379		1 DIAPHRAGM ³ (subgroup 1208.3).						
	AUC-A1204 BWE-200588		1 SPRING ³ (subgroup 1208.3).						
G116-2338719	BWE-200054	A238008	PIN, clevis, rear brake chamber push rod yoke...	ea	2	%	%	%	G-9 X
H001-0811052		103385	PIN, cotter, split, S, 1/8 x 1.....	ea	2	%	%	%	H-1 X
0850-202588	BWE-202588		SPRING, quick release valve diaphragm (Issue until stock is exhausted, then use KIT 7001769).	ea	1	%	%	%	G-9 X
G116-1789689	BWE-201614		SPRING, safety valve.....	ea	1	%	%	%	G-9 X
G160-0232469	BWE-215186	7700825	SWITCH, low air pressure warning signal, assy...	ea	1	%	%	%	G-9 X
	AUC-25FE2146	A142577							
H001-4026501		220069	NUT, hex, reg, s-fin, S, cd or zn-pltd, 1/4-20NC-2.	ea	2	%	%	%	H-1 X
H001-5150181		133049	SCREW, mach, rd-hd, S, cd or zn-pltd, 1/4-20NC-2 x 1.	ea	2	%	%	%	H-1 X
H001-7025681		120380	WASHER, lock, m, S, cd or zn-pltd, 1/4 in.....	ea	2	%	%	%	H-1 X
G160-0393786	AUC-25NT2130 BWE-215537	A142580	SWITCH, stoplight, assy.....	ea	1	%	%	%	G-9 X
H001-4026501		220069	NUT, hex, reg, s-fin, S, cd or zn-pltd, 1/4-20NC-2.	ea	2	%	%	%	H-1 X
H001-5150181		133049	SCREW, mach, rd-hd, S, cd or zn-pltd, 1/4-20NC-2 x 1.	ea	2	%	%	%	H-1 X
H001-7025681		120380	WASHER, lock, m, S, cd or zn-pltd, 1/4 in.....	ea	2	%	%	%	H-1 X
G160-0427261	AUC-25A2110 BWE-221192	A340160	VALVE, air supply.....	ea	1	%	%	%	G-9 X

0850-217698	AUC-25C2226	A340153	VALVE, dble check, assy.	ea	2	%	%	%	G-9	X
H101-0174853	BWE-217698	174853	NUT, hex, hv, s-fin, S, cd or zn-pltd, $\frac{5}{16}$ -18NC-3.	ea	2	%	%	%	H-1	X
H101-0215369		215369	SCREW, cap, hex-hd, S, 85,000 psi yield strength, cd or zn-pltd, $\frac{5}{16}$ -18NC-2 x 1 $\frac{1}{4}$.	ea	2	%	%	%	H-1	X
H001-7025711		120214	WASHER, lock, m, S, cd or zn-pltd, $\frac{5}{16}$ in.	ea	2	%	%	%	H-1	X
G063-0102850	AUC-25A4640B		VALVE, foot control, assy (Issue until stock is exhausted, then use VALVE BWE-221387).	ea	1	%	%	%	G-9	X
G116-2427200	BWE-216213		VALVE, foot control, assy.	ea	1	%	%	%	G-9	X
H001-4026521	BWE-221387	220070	NUT, hex, reg, s-fin, S, cd or zn-pltd, $\frac{5}{16}$ -18NC-2.	ea	4	%	%	%	H-1	X
H101-0214020		214020	SCREW, cap, hex-hd, S, cd or zn-pltd, $\frac{5}{16}$ -18NC-2 x 1 $\frac{1}{2}$.	ea	4	%	%	%	H-1	X
H001-7025711		120214	WASHER, lock, m, S, cd or zn-pltd, $\frac{5}{16}$ in.	ea	4	%	%	%	H-1	X
G116-1827264	AUC-25G261	A142725	VALVE, quick release, assy.	ea	1	%	%	%	G-9	X
H001-4026521	BWE-205000	220070	NUT, hex, reg, s-fin, S, cd or zn-pltd, $\frac{5}{16}$ -18NC-2.	ea	2	%	%	%	H-1	X
H101-0215369		215369	SCREW, cap, hex-hd, S, 85,000 psi yield strength, cd or zn-pltd, $\frac{5}{16}$ -18NC-2 x 1 $\frac{1}{4}$.	ea	2	%	%	%	H-1	X
H001-7025711		120214	WASHER, lock, m, S, cd or zn-pltd, $\frac{5}{16}$ in.	ea	2	%	%	%	H-1	X
G116-1827265	AUC-25A3630A		VALVE, relay, assy.	ea	1	%	%	%	G-9	X
H001-4026541	BWE-217383	220071	NUT, hex, reg, s-fin, S, cd or zn-pltd, $\frac{3}{8}$ -16NC-2.	ea	2	%	%	%	H-1	X
H101-0215458		215458	SCREW, cap, hex-hd, S, cd or zn-pltd, $\frac{3}{8}$ -16NC-2 x 1 $\frac{1}{2}$.	ea	2	%	%	%	H-1	X
H001-7025741		120382	WASHER, lock, m, S, cd or zn-pltd, $\frac{3}{8}$ in.	ea	2	%	%	%	H-1	X
45-V-18130-900		45-V-18130-900	VALVE, safety (No 150).	ea	1	%	%	%	M-5	X
G116-1827266	AUC-25C0187		VALVE, sgle check, assy.	ea	1	%	%	%	G-9	X
0850-220730	BWE-220306		YOKE, front brake chamber push rod.	ea	2	%	%	%	G-9	X
G116-1714892	BWE-220730		NUT, hex, cd-pltd, S, $\frac{1}{2}$ -20NF-2.	ea	2	%	%	%	M-5	X
G116-1882432	BWE-203575		YOKE, rear brake chamber push rod.	ea	2	%	%	%	G-9	X
45-N-2826	BWE-205622	45-N-2826	NUT, sp, thin, $\frac{1}{2}$ in-20 SAE.	ea	2	%	%	%	M-5	X
0850-220877	AUC-25HC510		1209.1-Air Brake Compressor							
	AUC-25HC410		COMPRESSOR, air, w/FITTINGS, assy.						G-9	X
	BWE-220877									
G510-7698539	AUC-S6290	7698539	SCREW, cap, $\frac{7}{16}$ -14NC-2 x 1 $\frac{1}{4}$.	ea	2	%	%	%	G-9	X
H101-0215565		215565	SCREW, cap, hex-hd, S, 85,000 psi yield strength, cd or zn-pltd, $\frac{7}{16}$ -14NC-2 x 1 $\frac{1}{4}$.	ea	2	%	%	%	H-1	X
H001-7025771		120383	WASHER, lock, m, S, cd or zn-pltd, $\frac{7}{16}$ in.	ea	4	%	%	%	H-1	X

For explanation of footnotes, see Notes, p. 61.

(1) STOCK NO.	(2) MANUFACTURER'S PART NO.	(3) ORDNANCE PART NO.	(4) DESCRIPTION	(5) UNIT OF ISSUE	(6) QUANTITY INCORPORATED IN UNIT	(7) ORGANIZATIONAL ALLOWANCES			(8) REFERENCE SYMBOLS
						Co. Btry. or Tr— Number of major items	1-4	5-20	
ORGANIZATIONAL SPARE PARTS; FOR: (Contd)									
GROUP 12-BRAKES (Contd)									
1209.1-Air Brake Compressor (Contd)									
G509-0345000	AUC-25UU0317		PULLEY.....	ea	1	%	%	%	G-9 X
G160-0314868	HM-17921B AUC-25UU0892 BWE-202926		NUT.....	ea	1	%	%	%	G-9 X
H001-0811042		103376	PIN, cotter, split, S, 3/32 x 1 1/2.....	ea	1	%	%	%	H-1 X
66-S-321-690		66-S-321-690	SCREEN, air strainer.....	ea	2	%	%	%	M-5 X
1211-Trailer Brake Connections and Controls									
0850-220635	AUC-25D256 BWE-220635		COUPLING, dummy, air brake hose, right front, w/bleeder HOLE.	ea	1	%	%	%	G-9 X
G509-7014965	AUC-25E256 BWE-220636	7014965	COUPLING, dummy, air brake hose, w/o bleeder HOLE.	ea	3	%	%	%	G-9 X
G671-7001762	AUC-25N0195 BWE-2000661	7001762	SPRING, suspension, trailer hose.....	ea	2	%	%	%	G-9 X
G160-0427255	AUC-25T4380A BWE-215748		VALVE, hand control, assy.....	ea	1	%	%	%	G-9 X
H001-4027541		225831	NUT, hex, reg, s-fin, S, cd or zn-pltd, 3/8-24NF-2.	ea	2	%	%	%	H-1 X
H101-0214110		214110	SCREW, cap, hex-hd, S, cd or zn-pltd, 3/8-24NF-2 x 2 1/2.	ea	2	%	%	%	H-1 X
H001-7021801		138542	WASHER, lock, int-teeth, reg, S, cd or zn-pltd, 3/8 in.	ea	2	%	%	%	H-1 X
GROUP 13-WHEELS, HUBS, AND DRUMS									
1311-Wheels									
H012-6177560		705525	CONE, tapered roller brg, No 52400 (includes rollers and cage, SR, type TS, 4.000 bore, 1.4219 width) (front wheel hub, outer).	ea	2	%	%	%	H-12 X
H012-6188980		705563	CONE, tapered roller brg, No 71450 (includes rollers and cage, SR, type TS, 4.500 bore, 1.9375 width) (front wheel hub, inner).	ea	2	%	%	%	H-12 X

H012-6109180	705155	CONE, tapered roller brg, No TIM-596 (includes rollers and cage, SR, type TS, 3.375 bore, 1.430 width) (rear wheel hub, inner and outer).	ea	4	%	%	%	H-12 X
H012-6204400	706691	CUP, tapered roller brg, No 592A (SR, type TS, 9.000 OD, 1.1875 width) (rear wheel hub, inner and outer).	ea	4	%	%	%	H-12 X
H012-6235300	706942	CUP, tapered roller brg, No 71750, (SR, type TS, 7.500 OD, 1.375 width) (front wheel hub, inner).	ea	2	%	%	%	H-12 X
H012-6231350	706910	CUP, tapered roller brg, No TIM-52637 (SR, type TS, 6.375 OD, 1.0313 width) (front wheel hub, outer).	ea	2	%	%	%	H-12 X
G116-0302280	AUC-9SK0130 TD-A1827W49	B159553	NUT, adj, front wheel hub brg.....	ea	2	%	%	%	G-9 X
G671-7001725	AUC-4G0550 TD-A14X15	7001725	NUT, adj, rear wheel hub brg.....	ea	2	%	%	%	G-9 X
H014-0537805	537805	NUT, cap, hex, S, cd or zn-pltd, 1 $\frac{1}{8}$ -16NF-2 (rear wheel hub stud, outer right).	ea	20	%	%	%	H-14 X
H014-0537808	537808	NUT, cap, hex, S, od, 1 $\frac{1}{8}$ -16NF-2 LH (front and rear wheel hub stud, outer left).	ea	20	%	%	%	H-14 X
H014-0537809	537809	NUT, cap, S, cd or zn-pltd, $\frac{3}{4}$ -16NF-2 inner thd, 1 $\frac{1}{8}$ -16NS-3 outer thd (front and rear wheel hub stud, inner right).	ea	20	%	%	%	H-14 X
H014-0537810	537810	NUT, cap, S, cd or zn-pltd, $\frac{3}{4}$ -16NF-2 LH, inner thd, 1 $\frac{1}{8}$ -16NS-3 LH, outer thd, (front and rear wheel hub stud, inner left).	ea	20	%	%	%	H-14 X
G116-0302300	AUC-9SK028 TD-1827X50	B159554	NUT, jam, front wheel hub brg.....	ea	2	%	%	%	G-9 X
G671-7001724	AUC-4G0683 TD-14X14	7001724	NUT, jam, rear wheel hub brg.....	ea	2	%	%	%	G-9 X
G116-0302600	AUC-9SK0178 TD-1829B158	B159523	RETAINER, front wheel hub brg oil seal.....	ea	2	%	%	%	G-9 X
8500-3105L64	AUC-4G0145B TD-3105L64	RETAINER, rear wheel hub brg oil seal, inner...	ea	2	%	%	%	G-9 X
8500-3105N14	AUC-4G0183 TD-3105N14	RETAINER, rear wheel hub brg oil seal, outer...	ea	2	%	%	%	G-9 X
G116-0301340	AUC-9SK095 TD-5X328	B159537	SEAL, oil, front wheel hub brg.....	ea	2	%	%	%	G-9 X
G532-0180653	AUC-4G0412 TD-5X18	SEAL, oil, rear wheel hub brg.....	ea	2	%	%	%	G-9 X
H014-0537855	537855	STUD, shoulder, alloy-S, $\frac{3}{4}$ -16NF-2 x 1 $\frac{11}{32}$ nut end x $\frac{3}{4}$ -16NF-2 x 1 $\frac{19}{32}$ stud end x 3 $\frac{1}{8}$ overall (front wheel to hub, right).	ea	10	%	%	%	H-14 X
H014-0537857	537857	STUD, shoulder, alloy-S, $\frac{3}{4}$ -16NF-2 x 1 $\frac{11}{32}$ nut end x $\frac{3}{4}$ -16NF-2 x 1 $\frac{15}{16}$ stud end x 3 $\frac{15}{32}$ overall (rear wheel to hub, right).	ea	10	%	%	%	H-14 X

(1) STOCK NO.	(2) MANUFACTURER'S PART NO.	(3) ORDNANCE PART NO.	(4) DESCRIPTION	(5) UNIT OF ISSUE	(6) QUANTITY INCORPORATED IN UNIT	(7) ORGANIZATIONAL ALLOWANCES Co. Btry. or Tr— Number of major items			(8) REFERENCE SYMBOLS	
						1-4	5-20	21-50		
H014-0537856		537856	STUD, shoulder, alloy-S, 3/4-16NF-2 LH x 1 11/32 nut end x 3/4-16NF-2 x 1 19/32 stud end x 3 1/8 overall (front wheel to hub, left).	ea	10	%	%	%	H-14 X	
H014-0537858		537858	STUD, shoulder, alloy-S, 3/4-16NF-2 LH x 1 11/32 nut end x 3/4-16NF-2 x 1 15/16 stud end x 3 15/32 overall (rear wheel to hub, left).	ea	10	%	%	%	H-14 X	
G116-0303600	AUC-9AK005 TD-1829V15	B159559	WASHER, front wheel hub brg adj nut.....	ea	2	%	%	%	G-9 X	
G116-0303620	AUC-9SK0175 TD-1829W153	B159560	WASHER, lock, 4 1/2 ID x 5 3/8 OD x 0.095 thk (front wheel hub brg jam nut).	ea	2	%	%	%	G-9 X	
G671-7007089	AUC-4G0166 TD-1229V48	7007089	WASHER, rear wheel hub brg adj nut.....	ea	2	%	%	%	G-9 X	
1300-45520	AUC-9CJ4403 BW-B45520		WHEEL, disk, assy.....	ea	7	%	%	%	G-9 X	
1312-Hubs and Drums										
G508-5173068	AUC-9SK0514 TD-1807B2	A173068	COVER, front wheel brake drum inspection hole.	ea	2	%	%	%	G-9 X	
H001-5150131		120628	SCREW, mach, rd-hd, S, cd or zn-pltd, 1/4-20NC-2 x 1/2.	ea	2	%	%	%	H-1 X	
H001-7025681		120380	WASHER, lock, m, S, cd or zn-pltd, 1/4 in.	ea	2	%	%	%	H-1 X	
G067-3140084	AUC-9N0514 TD-1107C29	A159546	COVER, rear wheel brake drum inspection hole.	ea	2	%	%	%	M-5 X	
H101-0214384		214384	SCREW, cap, hex-hd, S, cd or zn-pltd, 3/8-16NC-2 x 1/2.	ea	2	%	%	%	H-1 X	
H001-7025741		120382	WASHER, lock, m, S, cd or zn-pltd, 3/8 in.	ea	2	%	%	%	H-1 X	
G116-0301280	AUC-9AK0232 TD-3819Q17	C72757	DRUM, brake, front.....	ea	2	%	%	%	G-9 X	
G671-7001723	AUC-4GK021 TD-3219K583	7001723	DRUM, brake, rear.....	ea	2	%	%	%	G-9 X	
G116-0301820	AUC-9AK0807 TD-A322C107		HUB, front wheel, w/CUP, assy.....	ea	2	%	%	%	G-9 X	

ORGANIZATIONAL SPARE PARTS; FOR: (Contd)

GROUP 13-WHEELS, HUBS, AND DRUMS (Contd)

1311-Wheels (Contd)

G671-7001729	AUC-4GKW0809L.H. TD-A81-333A157	7001729	HUB, rear wheel, left, w/DRUM, assy.....	ea	1	%	%	%	G-9	X
G671-7001730	AUC-4GKW0809R.H. TD-A80-333A157	7001730	HUB, rear wheel, right, w/DRUM, assy.....	ea	1	%	%	%	G-9	X
8500-A333A157	AUC-4G0811A TD-A333A157	122403	HUB, rear wheel, w/CUP, assy.....	ea	2	%	%	%	G-9	X
H101-0122403			NUT, jam, hex, L, s-fin, S, 3/4-16NF-3 (front wheel hub and drum stud).	ea	20	%	%	%	H-1	X
8500-3280K505	AUC-4G0404A TD-3280K505		SLINGER, oil, rear wheel brake drum.....	ea	2	%	%	%	G-9	X
1313-Tires and Tubes										
H014-0520944		520944	CAP, tire, valve, screwdrive type.....	ea	7	%	%	%	H-14	X
H014-0501229		501229	CORE, tire valve.....	ea	7	%	%	%	H-14	X
H014-0515050		515050	TIRE, pneumatic, truck and bus, 16 ply, mud and snow tread, 12.00-20 (new).	ea	7	%	%	%	H-14	X
H014-0519454		519454	TUBE, pneumatic, tire, truck and bus, 11.25/12.00-20 (new).	ea	7	%	%	%	H-14	X
GROUP 14-CONTROLS										
1401.1-Steering Drag Link										
G510-7033362	AUC-10UU310 TP-28D99	7033362	LINK, drag, steering, assy.....	ea	1	%	%	%	G-9	X
1401.3-Steering Tie Rod										
45-F-448-200		45-F-448-200	FITTING, lubr, hydraulic type, stght, 1/8-27NPT male, lgh overall 1 1/8 in (steering tie rod).	ea	2	%	%	%	K-3	X
G509-0370609	AUC-9UU020 TD-A3902R18		ROD, tie, steering, assy.....	ea	1	%	%	%	G-9	X
G116-1524273	AUC-9SK024 TD-10X216	A156694	BOLT.....	ea	2	%	%	%	G-9	X
G509-6156703	AUC-9AK0475 TD-1827J88	B156703	NUT, castle, S, 7/8-14NC.....	ea	2	%	%	%	G-9	X
H001-0811040		103374	PIN, cotter, split, S, 3/32 x 1.....	ea	2	%	%	%	H-1	X
1401.5-Steering Gear										
0600-10J0206	AUC-10J0206		ARM, Pitman.....	ea	1	%	%	%	G-9	X
G116-1714898	AUC-10Y0314 RG-I61L		NUT.....	ea	2	%	%	%	G-9	X
H101-0131050		131050	WASHER, lock, m, S, ed or zn-pltd, 1 1/4 in...	ea	1	%	%	%	H-1	X

(1) STOCK NO.	(2) MANUFACTURER'S PART NO.	(3) ORDNANCE PART NO.	(4) DESCRIPTION	(5) UNIT OF ISSUE	(6) QUANTITY INCORPORATED IN UNIT	(7) ORGANIZATIONAL ALLOWANCES			(8) REFERENCE SYMBOLS
						Co. Btry. or Tr— Number of major items			
						1-4	5-20	21-50	
ORGANIZATIONAL SPARE PARTS; FOR: (Contd)									
GROUP 14-CONTROLS (Contd)									
1401.5-Steering Gear (Contd)									
45-E-8900		45-E-8900	ELBOW (body) lubr fitting, angle 45 deg, 1/8-27NPT male thds, 1/8-27NPT female thds (housing lubr pipe).	ea	2	%	%	%	K-3 X
45-F-448-200		45-F-448-200	FITTING, lubr, hydraulic type, stght, 1/8-27NPT male, lgh overall 1 1/8 in (housing lubr pipe).	ea	1	%	%	%	K-3 X
H006-0283915		219200	PLUG, pipe, sq-hd, MI, glvd, 1/2 in (drain, housing).	ea	1	%	%	%	H-6 X
G691-7744071	AUC-10UU5210B	7744071	WHEEL, steering ¹						G-9 X
G116-1714899	AUC-10Y0251A RG-E20		NUT	ea	1	%	%	%	G-9 X
GROUP 15-FRAME AND BRACKETS									
1503-Towing Pintle									
G508-6012694		B12694	LATCH, hook lock	ea	1	%	%	%	M-5 X
G085-3738713		7061870 A5865	PIN, latch, rear	ea	1	%	%	%	M-5 X
G102-0205111		A236333	SCREW, cap, hex-hd, S, sp, 5/16-24NF-3 x 1 1/4.	ea	1	%	%	%	M-5 X
H001-7025711		120214	WASHER, lock, m, S, cd or zn-pltd, 5/16 in.	ea	1	%	%	%	H-1 X
G509-5555100		C55100	LOCK, hook	ea	1	%	%	%	M-5 X
G508-5135441	AUC-16W03204	A135441	BOLT, pintle lock, hex-hd, alloy-S, 1-14NF-2 x 3 7/8.	ea	1	%	%	%	M-5 X
H101-0503520		503520	NUT, jam, hex, sltd, L, s-fin, S, 1-14NF-2	ea	1	%	%	%	H-1 X
H001-0811056		103389	PIN, cotter, split, S, 1/8 x 2	ea	1	%	%	%	H-1 X
G102-0202341	AUC-16W03093	7324937 D33622	PINTLE, towing	ea	1	%	%	%	G-9 X
H101-0435436		435436	NUT, sltd, hv, s-fin, S, cd or zn-pltd, 1 1/2-6NC-2.	ea	1	%	%	%	H-1 X
H001-0811082		103415	PIN, cotter, split, S, 3/16 x 3	ea	1	%	%	%	H-1 X

G508-5169283	AUC-16W03202	A135835	WASHER, plain, S, 1 ⁵ / ₁₆ ID x 3 OD x 3 ³ / ₈ thk.	ea	1	%	%	%	M-5	X	
G102-0202340	AUC-16W4790A	C67237	PINTLE, towing, assy.	ea	1	%	%	%	G-9	X	
1506-Fifth Wheel											
G510-7698301	AUC-27UU0751	7698301	BASE (33 in) (Issue until stock is exhausted, then use BASE 7698927).	ea	1	%	%	%	G-9	X	
G510-7698927	DSF-1FWU330Q AUC-27A0751	7698927	BASE (33 in)	ea	1	%	%	%	G-9	X	
G600-0118000	DSF-2FWU330Q AUC-27UU0753	7068453	BEAM, walking (Issue until stock is exhausted, then use BEAM 7698302).	ea	1	%	%	%	G-9	X	
G510-7698302	DSF-FWU6765 AUC-27A0753	7698302	BEAM, walking	ea	1	%	%	%	G-9	X	
45-E-8900	DSF-2FWU6765	45-E-8900	ELBOW (body), lubr fitting, angle 45 deg, 1 ¹ / ₈ -27NPT male thds, 1 ¹ / ₈ -27NPT female thds.	ea	6	%	%	%	K-3	X	
45-E-8902		45-E-8902	ELBOW (body), lubr fitting, angle 90 deg, 1 ¹ / ₈ -27NPT male thds, 1 ¹ / ₈ -27NPT female thds coupler jaw pin).	ea	2	%	%	%	K-3	X	
45-F-448-200		45-F-448-200	FITTING, lubr, hydraulic type, stght, 1 ¹ / ₈ -27NPT male, lgh overall 1 ¹ / ₁₆ in.	ea	8	%	%	%	K-3	X	
G708-7068179	AUC-27UU0732	7068179	JAW, coupler, left	ea	1	%	%	%	G-9	X	
G708-7068180	DSF-FWZ3010L AUC-27UU0731	7068180	JAW, coupler, right	ea	1	%	%	%	G-9	X	
G600-0338703	DSF-FWZ3010R AUC-27UU0724		PIN	ea	2	%	%	%	G-9	X	
H001-0811104	DSF-FWZ3011		PIN, cotter, split, S, 1 ¹ / ₄ x 2 ³ / ₄	ea	2	%	%	%	H-1	X	
G544-0788842	AUC-27UU0729	103425	WASHER, 1 ¹ / ₄ in.	ea	4	%	%	%	G-9	X	
G600-0279846	DSF-FW3022 AUC-27UU0726		LATCH, plunger lock (Issue until stock is exhausted, then use LATCH 7698306).	ea	1	%	%	%	G-9	X	
G510-7698306	DSF-FWX3015 AUC-27UU0726A	7698306	LATCH, plunger lock	ea	1	%	%	%	G-9	X	
H101-0426911	DSF-2FWU3015	426911	NUT, sltd, hv, s-fin, S, cd or zn-pltd, 1 ¹ / ₂ -13NC-2.	ea	1	%	%	%	H-1	X	
H001-0811056		103389	PIN, cotter, split, S, 1 ¹ / ₈ x 2	ea	1	%	%	%	H-1	X	
2540-SD5240S	AUC-27UU0725		STUD	ea	1	%	%	%	G-9	X	
G600-0271838	DSF-SD5240S AUC-27UU0723		LATCH, safety, plunger	ea	1	%	%	%	G-9	X	
G544-0666787	DSF-FWX3019 AUC-27UU0722	7067974	SCREW	ea	1	%	%	%	G-9	X	
G708-5328463	DSF-FWX3018 AUC-27UU0742	A328463	LEVER, operating, lock plunger	ea	1	%	%	%	G-9	X	
H101-0426911	DSF-FWX308	426911	NUT, sltd, hv, s-fin, S, cd or zn-pltd, 1 ¹ / ₂ -13NC-2.	ea	1	%	%	%	H-1	X	

For explanation of footnotes, see Notes, p. 61.

(1) STOCK NO.	(2) MANUFACTURER'S PART NO.	(3) ORDNANCE PART NO.	(4) DESCRIPTION	(5) UNIT OF ISSUE	(6) QUANTITY INCORPORATED IN UNIT	(7) ORGANIZATIONAL ALLOWANCES			(8) REFERENCE SYMBOLS	
						Co. Btry. or Tr— Number of major items				
						1-4	5-20	21-50		
ORGANIZATIONAL SPARE PARTS; FOR: (Contd)										
GROUP 15-FRAME AND BRACKETS (Contd)										
1506-Fifth Wheel (Contd)										
G708-5328463	AUC-27UU0742 DSF-FWX308	A328463	LEVER, operating, lock plunger (Cont.)							
H001-0811056	103389	PIN, cotter, split, S, 1/8 x 2.....	ea	1	%	%	%	H-1	X
G510-7698305	AUC-1A0275 DSF-5240S1	7698305	STUD.....	ea	1	%	%	%	G-9	X
G510-7698307	AUC-27UVE6690	7698307	PLATE, approach, assy (one-piece type) (Issue until stock is exhausted, then use PLATE 7698308 and 7698296).	ea	1	%	%	%	G-9	X
G510-7698308	AUC-27UVF6690L	7698308	PLATE, approach, left (divided type).....	ea	1	%	%	%	G-9	X
G510-7698296	AUC-27UVF6690R	7698296	PLATE, approach, right (divided type).....	ea	1	%	%	%	G-9	X
H101-0213514	213514	NUT, hex, hv, s-fin, S, cd or zn-pltd, 1/2-13NC-2.	ea	10	%	%	%	H-1	X
H101-0215681	215681	SCREW, cap, hex-hd, S, cd or zn-pltd, 1/2-13NC-2 x 1 3/4.	ea	8	%	%	%	H-1	X
H101-0215684	215684	SCREW, cap, hex-hd, S, cd or zn-pltd, 1/2-13NC-2 x 2.	ea	2	%	%	%	H-1	X
H001-7025801	120384	WASHER, lock, m, S, cd or zn-pltd, 1/2 in.....	ea	20	%	%	%	H-1	X
G690-7099451	AUC-27UU0748 DSF-FWU306	7099451	PLUNGER, lock, assy.....	ea	1	%	%	%	G-9	X
H101-0426911	426911	NUT, sltd, hv, s-fin, S, cd or zn-pltd, 1/2-13NC-2.	ea	1	%	%	%	H-1	X
H001-0811056	103389	PIN, cotter, split, S, 1/8 x 2.....	ea	1	%	%	%	H-1	X
G600-0390262	AUC-27UU0744 DSF-SD3023	STUD.....	ea	1	%	%	%	G-9	X
G544-0788841	AUC-27UU0741 DSF-FWX3020	WASHER.....	ea	1	%	%	%	G-9	X
G544-0672004	AUC-27UU0736 DSF-FWU305QA	7009490	SHAFT, lateral.....	ea	1	%	%	%	G-9	X
G600-0125801	AUC-27UU0739 DSF-FWU305Q	7039130	SHAFT, walking beam.....	ea	1	%	%	%	G-9	X
H101-0120374	120374	NUT, sq, reg, unfin, S, cd or zn-pltd 3/8-16NC-2.	ea	1	%	%	%	H-1	X

H101-0213758	213758	SCREW, cap, hex-hd, S, cd or zn-pltd, 3/8-16NC-2 x 3 3/4.	ea	1	%	%	%	H-1	X
H001-7025741	120382	WASHER, lock, m, S, cd or zn-pltd, 3/8 in.	ea	1	%	%	%	H-1	X
G600-0389795	SPRING, compression, lock plunger.	ea	1	%	%	%	G-9	X
G600-0389793	SPRING, leveling.	ea	2	%	%	%	G-9	X
G600-0389794	SPRING, lock plunger latch.	ea	1	%	%	%	G-9	X
G600-0116015	SUB-BASE (Issue until stock is exhausted, then use SUB-BASE 7698297).	ea	1	%	%	%	G-9	X
G510-7698297	7698297	SUB-BASE.	ea	1	%	%	%	G-9	X
G544-0794913	7089514	WEDGE, adj.	ea	2	%	%	%	G-9	X
H001-4167800	103031	NUT, hex, L, s-fin, S, 3/4-16NF-2.	ea	2	%	%	%	H-1	X
H101-0426907	426907	SCREW, cap, hex-hd, S, cd or zn-pltd, 3/4-16NF-2 x 3.	ea	2	%	%	%	H-1	X
H101-0131046	131046	WASHER, lock, m, S, cd or zn-pltd, 3/4 in.	ea	2	%	%	%	H-1	X
H101-0131000	131000	WASHER, plain, US std, S, cd or zn-pltd, 3/4 in (1 13/16 ID x 2 OD x 3/4 thk).	ea	2	%	%	%	H-1	X
G510-7698303	7698303	WHEEL, fifth, assy (Issue until stock is exhausted, then use WHEEL 7698304).	ea	1	%	%	%	G-9	X
G510-7698304	7698304	WHEEL, fifth, assy.	ea	1	%	%	%	G-9	X
G510-7340186	7340186	BOLT, 5/8 in.	ea	10	%	%	%	G-9	X
H101-0426754	426754	NUT, hex, reg, s-fin, S, cd or zn-pltd, 5/8-18NF-2.	ea	10	%	%	%	H-1	X
H001-7025861	121574	WASHER, lock, m, S, cd or zn-pltd, 5/8 in.	ea	10	%	%	%	H-1	X
GROUP 16-SPRINGS AND SHOCK ABSORBERS										
1601.1-Front Springs										
45-F-448-200	45-F-448-200	FITTING, lubr, hydraulic type, stght, 1/8-27NPT male, lgh overall 1 1/16 in.	ea	6	%	%	%	K-3	X
0600-13UV409	SPRING, front, assy.	ea	2	%	%	%	G-9	X
0600-13UVA342	BOLT, "U", front.	ea	2	%	%	%	G-9	X
0600-13UV342	BOLT, "U", rear.	ea	2	%	%	%	G-9	X
H001-4179860	120701	NUT, hex, L, thk, s-fin, S, 1-14NF-2 ("U" bolt).	ea	8	%	%	%	H-1	X
H101-0131144	131144	WASHER, lock, hv, S, cd or zn-pltd, 1 in.	ea	8	%	%	%	H-1	X

(1) STOCK NO.	(2) MANUFACTURER'S PART NO.	(3) ORDNANCE PART NO.	(4) DESCRIPTION	(5) UNIT OF ISSUE	(6) QUANTITY INCORPORATED IN UNIT	(7) ORGANIZATIONAL ALLOWANCES			(8) REFERENCE SYMBOLS
						1-4	5-20	21-50	
ORGANIZATIONAL SPARE PARTS; FOR: (Contd)									
GROUP 16-SPRINGS AND SHOCK ABSORBERS (Contd)									
			1601.3-Rear Springs						
45-F-448-200		45-F-448-200	FITTING, lubr, hydraulic type, stght, 1/8-27NPT male, lgh overall 1 1/16 in.	ea	6	%	%	%	K-3 X
0600-13UV411	AUC-13UV411		SPRING, rear, assy.....	ea	2	%	%	%	G-9 X
0600-13C341A	AUC-13C341A		BOLT, "U".....	ea	4	%	%	%	G-9 X
H001-4179860		120701	NUT, hex, L, thk, s-fin, S, 1-14NF-2.....	ea	8	%	%	%	H-1 X
H101-0131144		131144	WASHER, lock, hv, S, cd or zn-pltd, 1 in.....	ea	8	%	%	%	H-1 X
			1602-Auxiliary Springs						
0600-13UV4156	AUC-13UV4156		SPRING, aux, assy.....	ea	2	%	%	%	G-9 X
			1604-Shock Absorbers						
4480-A8898	AUC-28UV420 HE-A8898		ABSORBER, shock, front left, assy.....	ea	1	%	%	%	G-9 X
4480-A8897	AUC-28UV410 HE-A8897		ABSORBER, shock, front right, assy.....	ea	1	%	%	%	G-9 X
4480-A8899	AUC-28UU440 HE-A11155		ABSORBER, shock, rear left, assy.....	ea	1	%	%	%	G-9 X
G510-7033344	AUC-28UU430 HE-A11156	7033344	ABSORBER, shock, rear right, assy.....	ea	1	%	%	%	G-9 X
H101-0220085		220085	NUT, hex, reg, s-fin, S, cd or zn-pltd, 5/8-11NC-2.	ea	2	%	%	%	H-1 X
H101-0426355		426355	SCREW, cap, hex-hd, S, cd or zn-pltd, 5/8-11NC-2 x 2.	ea	2	%	%	%	H-1 X
H001-7025861		121574	WASHER, lock, m, S, cd or zn-pltd, 5/8 in.....	ea	2	%	%	%	H-1 X
0600-28UV050	AUC-28UV050		LINK, front, assy.....	ea	2	%	%	%	G-9 X
0600-28UU060	AUC-28UU060		LINK, rear left, assy.....	ea	1	%	%	%	G-9 X
0600-28UV060	AUC-28UV060		LINK, rear right, assy.....	ea	1	%	%	%	G-9 X
0600-28UU302	AUC-28UU302		PLATE, front link, left (on "U" bolt).....	ea	1	%	%	%	G-9 X
0600-28UU303	AUC-28UU303		PLATE, front link, right (on "U" bolt).....	ea	1	%	%	%	G-9 X
G691-7038553	AUC-28UU019	7038553	PLUG, oil filler.....	ea	5	%	%	%	G-9 X

GROUP 17-HOOD

1703-Hood

G102-5215720	AUC-16UKS290	A215720	CATCH, assy.....	ea	2	%	%	%	G-9	X
H001-4135661		120361	NUT, mach screw, hex, S, cd or zn-pltd, No 10 (0.190)-24NC-2.	ea	4	%	%	%	H-1	X
H001-5148251		120221	SCREW, mach, rd-hd, S, cd or zn-pltd, No 10 (0.190)-24NC-2 x 1/2.	ea	4	%	%	%	H-1	X
H001-7025621		120217	WASHER, lock, m, S, cd or zn-pltd, No 10 (0.190).	ea	4	%	%	%	H-1	X
G510-7366116	AUC-16UKSA5950	7366116	HOOD, engine, assy (mtl, floor board type cab).	ea	1	%	%	%	H-1	X
H001-5150171		133046	SCREW, mach, rd-hd, S, cd or zn-pltd, 1/4-20NC-2 x 7/8.	ea	3	%	%	%	H-1	X
H001-7025681		120380	WASHER, lock, m, S, cd or zn-pltd, 1/4 in....	ea	3	%	%	%	H-1	X
H001-7045531		120386	WASHER, plain, US std, S, cd or zn-pltd, 1/4 in (5/16 ID x 3/4 OD x 1/16 thk).	ea	3	%	%	%	H-1	X

GROUP 18-CAB

1803.1-Doors

G691-7743956	AUC-15UKS233	7743956	BUMPER, glass (closed cab).....	ea	2	%	%	%	G-9	X
H001-4135661		120361	NUT, mach screw, hex, S, cd or zn-pltd, No 10 (0.190)-24NC-2.	ea	4	%	%	%	H-1	X
H001-5148281		120910	SCREW, mach, rd-hd, S, cd or zn-pltd, No 10 (0.190)-24NC-2 x 3/4.	ea	4	%	%	%	H-1	X
H001-7025621		120217	WASHER, lock, m, S, cd or zn-pltd, No 10 (0.190).	ea	4	%	%	%	H-1	X
G510-7366123	AUC-15UKS229	7366123	HANDLE, inside (closed cab).....	ea	2	%	%	%	G-9	X
G510-7366124	AUC-15UKSF229	7366124	HANDLE, inside (open cab).....	ea	2	%	%	%	G-9	X
H001-4026501		220069	NUT, hex, reg, s-fin, S, cd or zn-pltd, 1/4-20NC-2.	ea	2	%	%	%	H-1	X
H001-7025681		120380	WASHER, lock, m, S, cd or zn-pltd, 1/4 in....	ea	4	%	%	%	H-1	X
G510-7366125	AUC-15UKS328	7366125	HANDLE, outside (closed cab).....	ea	2	%	%	%	G-9	X
H001-5089361		120612	SCREW, mach, fl-hd, S, cd or zn-pltd, No 10 (0.190)-32NF-2 x 5/8.	ea	4	%	%	%	H-1	X
G510-7366126	AUC-15UKSF328	7366126	HANDLE, outside (open cab).....	ea	2	%	%	%	G-9	X
H001-5089361		120612	SCREW, mach, fl-hd, S, cd or zn-pltd, No 10 (0.190)-32NF-2 x 5/8.	ea	4	%	%	%	H-1	X
G510-7740523	AUC-15UKS2182	7740523	HANDLE, window regulator (closed cab).....	ea	2	%	%	%	G-9	X
G510-7366127	AUC-15NF2182									
G510-7366060	AUC-15DLS327	7366127	LOCK, left (closed cab).....	ea	1	%	%	%	G-9	X
G510-7366060	AUC-15UKSF227	7366060	LOCK, left (open cab).....	ea	1	%	%	%	G-9	X
G510-7366133	AUC-S1606A	7366133	SCREW, mach, No 10-24NC-2 x 1 1/2.....	ea	4	%	%	%	G-9	X

(1) STOCK NO.	(2) MANUFACTURER'S PART NO.	(3) ORDNANCE PART NO.	(4) DESCRIPTION	(5) UNIT OF ISSUE	(6) QUANTITY INCORPORATED IN UNIT	(7) ORGANIZATIONAL ALLOWANCES			(8) REFERENCE SYMBOLS	
						1-4	5-23	21-30		
ORGANIZATIONAL SPARE PARTS; FOR: (Contd)										
GROUP 18-CAB (Contd)										
1803.1-Doors (Contd)										
G510-7366060	AUC-15UKSF227	7366060	LOCK, left (open cab) (Contd.)	ea	12	%	%	%	H-1	X
H001-5148251		120221	SCREW, mach, rd-hd, S, ed or zn-pltd, No 10 (0.190)-24NC-2 x 1/2.							
H001-7025621		120217	WASHER, lock, m, S, ed or zn-pltd, No 10 (0.190).	ea	12	%	%	%	H-1	X
G510-7366061	AUC-15DLS326	7366061	LOCK, right (closed cab)	ea	1	%	%	%	G-9	X
G510-7366062	AUC-15UKSF226	7366062	LOCK, right (open cab)	ea	1	%	%	%	G-9	X
G510-7366133	AUC-S1606A	7366133	SCREW, mach, No 10-24NC-2 x 1 1/2	ea	8	%	%	%	G-9	X
H001-7025621		120217	WASHER, lock, m, S, ed or zn-pltd, No 10 (0.190).	ea	8	%	%	%	H-1	X
G510-7740524	AUC-15U4901A	7740524	REGULATOR, window, left, assy (closed cab)	ea	1	%	%	%	G-9	X
G510-7740525	AUC-15U419A	7740525	REGULATOR, window, right, assy (closed cab)	ea	1	%	%	%	G-9	X
H001-5150151		133043	SCREW, mach, rd-hd, S, ed or zn-pltd, 1/4-20NC-2 x 3/4.	ea	12	%	%	%	H-1	X
H001-7025681		120380	WASHER, lock, m, S, ed or zn-pltd, 1/4 in.	ea	12	%	%	%	H-1	X
1804-Windshield										
G510-7366075	AUC-15UKS2244	7366075	ARM, adj (closed cab)	ea	4	%	%	%	G-9	X
G510-7368284	AUC-A1501 TS-D526	7368284	SCREW	ea	4	%	%	%	G-9	X
G510-7368288	AUC-A1503 TS-D714	7368288	WASHER	ea	8	%	%	%	G-9	X
G510-7368285	AUC-A1502 TS-D531	7368285	WASHER, spacing	ea	4	%	%	%	G-9	X
G510-7366076	AUC-15UKSF3244	7366076	ARM, adj (open cab)	ea	2	%	%	%	G-9	X
G510-7368279	AUC-1A2251 TS-D1046	7368279	SCREW	ea	2	%	%	%	G-9	X
G510-7368280	AUC-A1500 TS-D1048	7368280	WASHER, spring	ea	2	%	%	%	G-9	X
G510-7366128	AUC-15UU03064 TS-D1047	7366128	KNOB, adj arm (open cab)	ea	2	%	%	%	G-9	X

H101-0215453		215453	SCREW, cap, hex-hd, S, 85,000 psi yield strength, cd or zn-pltd, $\frac{3}{8}$ -16NC-2 x 1 $\frac{1}{4}$.	ea	8	%	%	%	H-1	X	
G510-7368288	TS-D714	7368288	WASHER, $\frac{3}{8}$ in.....	ea	4	%	%	%	G-9	X	
G510-7366066	AUC-15UKSFA3244 TS-3777B	7366066	QUADRANT, adj arm (open cab).....	ea	2	%	%	%	G-9	X	
G510-7368279	AUC-1A2251	7368279	SCREW.....	ea	2	%	%	%	G-9	X	
G510-7368280	TS-D1046 AUC-A1500	7368280	WASHER, spring.....	ea	2	%	%	%	G-9	X	
G510-7366067	TS-D1048	7366067	RETAINER, weather strip (open cab).....	ea	1	%	%	%	G-9	X	
H001-4135621	AUC-15UKSF3727	120622	NUT, mach screw, hex, S, cd or zn-pltd, No 8 (0.164)-32NC-2.	ea	9	%	%	%	H-1	X	
H101-0133477		133477	SCREW, mach, fl-hd, S, cd or zn-pltd, No 8 (0.164)-32NC-2 x $\frac{5}{16}$.	ea	1	%	%	%	H-1	X	
H001-5147521		121749	SCREW, mach, rd-hd, S, cd or zn-pltd, No 8 (0.164)-32NC-2 x $\frac{5}{16}$.	ea	8	%	%	%	H-1	X	
H001-7025591		121841	WASHER, lock, m, S, cd or zn-pltd, No 8 (0.164).	ea	9	%	%	%	H-1	X	
G510-7368281	AUC-15UKSF23065	7368281	SCREW, adj arm (open cab).....	ea	2	%	%	%	G-9	X	
G510-7368282	AUC-15UKS2243 TS-D525	7368282	SCREW, thumb, adj arm (closed cab).....	ea	4	%	%	%	G-9	X	
G510-7366168	AUC-15UKSF31045	7366168	WEATHERSTRIP (open cab).....	ea	1	%	%	%	G-9	X	
1805-Floor Boards											
G510-7366070	AUC-16UKSF31970	7366070	PLATE, fm, gear shift (open cab) ¹	ea	4	%	%	%	H-1	X	
H001-5150181		133049	SCREW, mach, rd-hd, S, cd or zn-pltd, $\frac{1}{4}$ -20NC-2 x 1.	ea	2	%	%	%	H-1	X	
H101-0127884		127884	SCREW, tapping, rd-hd, gimlet-point, sheet mtl thds, S, cd or zn-pltd, No 10 (0.191) x $\frac{5}{8}$ in.	ea	2	%	%	%	G-9	X	
G510-7366130	AUC-S971B	7366130	WASHER, $\frac{1}{4}$ in.....	ea	2	%	%	%	H-1	X	
H001-7025681		120380	WASHER, lock, m, s, cd or zn-pltd, $\frac{1}{4}$ in.....	ea	4	%	%	%	H-1	X	
H001-7025621		120217	WASHER, lock, m, S, cd or zn-pltd, No 10 (0.190).	ea	2	%	%	%	H-1	X	
G510-7368283	AUC-16UKSJ22571	7368283	WASHER, plain.....	ea	2	%	%	%	G-9	X	
H001-7043621		120391	WASHER, plain, SAE std, S, cd or zn-pltd, No 10 ($\frac{7}{32}$ ID x $\frac{1}{2}$ OD x $\frac{1}{16}$ thk).	ea	2	%	%	%	H-1	X	
1806-Seats											
G510-7712492	AUC-16UKS32210	7712492	CUSHION, back, left, assy (closed cab).....	ea	1	%	%	%	G-9	X	
G510-7712493	AUC-16UKSF32210	7712493	CUSHION, back, left, assy (open cab).....	ea	1	%	%	%	G-9	X	
G511-7744497	AUC-16UKS3990	7744497	CUSHION, back, right, assy (closed cab).....	ea	1	%	%	%	G-9	X	
G510-7366141	AUC-16UKSF3990	7366141	CUSHION, back, right, assy (open cab).....	ea	1	%	%	%	G-9	X	
G510-7712495	AUC-16UKS32230	7712495	CUSHION, seat, left, assy (closed cab).....	ea	1	%	%	%	G-9	X	
G510-7366140	AUC-16UKSF32230	7366140	CUSHION, seat, left, assy (open cab).....	ea	1	%	%	%	G-9	X	

For explanation of footnotes, see Notes, p. 61.

(1) STOCK NO.	(2) MANUFACTURER'S PART NO.	(3) ORDNANCE PART NO.	(4) DESCRIPTION	(5) UNIT OF ISSUE	(6) QUANTITY INCORPORATED IN UNIT	(7) ORGANIZATIONAL ALLOWANCES Co Btry. or Tr— Number of major items			(8) REFERENCE SYMBOLS
						1-4	5-20	21-50	
ORGANIZATIONAL SPARE PARTS; FOR: (Contd)									
GROUP 18-CAB (Contd)									
1806-Seats (Contd)									
G510-7712494	AUC-16UKS32220	7712494	CUSHION, seat, right, assy (closed cab).....	ea	1	%	%	%	G-9 X
G510-7366142	AUC-16UKSF32220	7366142	CUSHION, seat, right, assy (open cab).....	ea	1	%	%	%	G-9 X
G510-7366077	AUC-15UKSF4690	7366077	PAN, right, assy (open cab) ¹	ea	2	%	%	%	G-9 X
H101-0172654	172654	NUT, sltd, hv, s-fin, S, cd or zn-pltd, 3/8-16NC-3.	ea	2	%	%	%	H-1 X
H001-0811040	103374	PIN, cotter, split, S, 3/32 x 1.....	ea	2	%	%	%	H-1 X
G510-7368286	AUC-15UKSF28088	7368286	SCREW, 3/8 in.....	ea	2	%	%	%	G-9 X
G510-7366131	AUC-S1973	7366131	WASHER, plain, 3/8 in.....	ea	4	%	%	%	G-9 X
GROUP 20-WINCH AND POWER-TAKE-OFF									
2001.1-Winch									
G116-0500780	AUC-27UV0645 GW-12Y6224	BOLT, drag brake spring.....	ea	1	%	%	%	G-9 X
2001.3-Winch Drive Shaft									
G116-0503200	AUC-27UV0574 GW-6Y1295	PIN, shear, univ-jt (winch end).....	ea	1	%	%	%	G-9 X
3700-6Y1255A	AUC-18UV3646 GW-6Y1255A	SHAFT, winch drive, assy.....	ea	1	%	%	%	G-9 X
2002.3-Power-Take-off Controls									
0600-10T2408	AUC-10T2408	KNOB, hand lever.....	ea	1	%	%	%	G-9 X
0600-S2225	AUC-S2225	PIN, clevis, 1/2 x 1 1/4.....	ea	3	%	%	%	G-9 X
H001-0811050	103384	PIN, cotter, split, S, 1/8 x 3/4.....	ea	3	%	%	%	H-1 X

GROUP 22-MISCELLANEOUS CAB AND CHASSIS ACCESSORIES

2201-Curtains and Top

G510-7366078	AUC-15UKSF4630	7366078	CURTAIN, cab, rear, assy.....	ea	1	%	%	%	G-9	X
G510-7366080	AUC-15UKSF4520	7366080	CURTAIN, cab, side, left, assy.....	ea	1	%	%	%	G-9	X
G510-7366079	AUC-15UKSF4510	7366079	CURTAIN, cab, side, right, assy.....	ea	1	%	%	%	G-9	X
G510-7366132	AUC-15UKSF23118	7366132	EYE, cab curtain patch.....	ea	8	%	%	%	G-9	X
H001-4135661		120361	NUT, mach screw, hex, S, cd or zn-pltd, No 10 (0.190)-24NC-2.	ea	12	%	%	%	H-1	X
G510-7366133	AUC-S1606A	7366133	SCREW, mach, bdg-hd, No 10 (0.190)-24NC-2 x 1½.	ea	8	%	%	%	G-9	X
H001-5148281		120910	SCREW, mach, rd-hd, S, cd or zn-pltd, No 10 (0.190)-24NC-2 x ¾.	ea	4	%	%	%	H-1	X
H001-5148851		132908	SCREW, mach, rd-hd, S, cd or zn-pltd, No 10 (0.190)-32NF-2 x ½.	ea	4	%	%	%	H-1	X
H001-7025621		120217	WASHER, lock, m, S, cd or zn-pltd, No 10 (0.190).	ea	12	%	%	%	H-1	X
G510-7366147	AUC-15UKSF23086	7366147	HOOK, cab top cover.....	ea	1	%	%	%	G-9	X
H101-0174851		174851	NUT, hex, hv, s-fin, S, cd or zn-pltd, ¼-20NC-3.	ea	2	%	%	%	H-1	X
H001-5150151		133043	SCREW, mach, rd-hd, S, cd or zn-pltd, ¼-20NC-2 x ¾.	ea	2	%	%	%	H-1	X
H001-7025681		120380	WASHER, lock, m, S, cd or zn-pltd, ¼ in.....	ea	4	%	%	%	H-1	X
G510-7366148	AUC-15UKSFA23073	7366148	KNOB, binding, cab top, small.....	ea	2	%	%	%	G-9	X
H101-0174851		174851	NUT, hex, hv, s-fin, S, cd or zn-pltd, ¼-20NC-3.	ea	2	%	%	%	H-1	X
H001-5090701		133784	SCREW, mach, fl-hd, S, cd or zn-pltd, ¼-20NC-2 x 1½.	ea	2	%	%	%	H-1	X
H001-7025681		120380	WASHER, lock, m, S, cd or zn-pltd, ¼ in.....	ea	2	%	%	%	H-1	X
G510-7366150	AUC-15UKSFA32262	7366150	ROD, cab curtain, left.....	ea	1	%	%	%	G-9	X
G510-7366149	AUC-15UKSFA3362	7366149	ROD, cab curtain, right.....	ea	1	%	%	%	G-9	X
G510-7366151	AUC-15UKSF2363	7366151	SOCKET, cab curtain rod.....	ea	2	%	%	%	G-9	X
H001-5148861		132911	SCREW, mach, rd-hd, S, cd or zn-pltd, No 10 (0.190)-32NF-2 x 5/8.	ea	8	%	%	%	H-1	X
H001-7025621		120217	WASHER, lock, m, S, cd, or zn-pltd, No 10 (0.190).	ea	8	%	%	%	H-1	X
G510-7366143	AUC-15UKSF42450	7366143	TOP, cab, assy.....	ea	1	%	%	%	G-9	X
2202-Mirrors and Windshield Wipers										
G160-0292191		08634X	ARM, adj, rear view mirror, outside, assy (15 in to 25 in).	ea	2	%	%	%	G-9	X
H017-0500810		500810	ARM, windshield wiper, adj 8 in to 11½ in.....	ea	2	%	%	%	H-17	X

For explanation of footnotes, see Notes, p. 61.

(1) STOCK NO.	(2) MANUFACTURER'S PART NO.	(3) ORDNANCE PART NO.	(4) DESCRIPTION	(5) UNIT OF ISSUE	(6) QUANTITY INCORPORATED IN UNIT	(7) ORGANIZATIONAL ALLOWANCES Co. Btry. or Tr— Number of major items			(8) REFERENCE SYMBOLS
						1-4	5-20	21-50	
G510-7366159	AUC-16UKS41135	7366159	ORGANIZATIONAL SPARE PARTS; FOR: (Contd) GROUP 22-MISCELLANEOUS CAB AND CHASSIS ACCESSORIES (Contd) 2202-Mirrors and Windshield Wipers (Contd) ARM, windshield wiper, assy (closed cab) (Issue until stock is exhausted, then use ARM 500810). BLADE, windshield wiper, 8¼ in lg (closed cab). BLADE, windshield wiper arm (open cab)..... MIRROR, rear view, inside, assy..... MIRROR, rear view, outside, assy (Issue until stock is exhausted, then use MIRROR 547202 and ARM 08634X). MIRROR, rear view, outside, assy..... NUT, windshield wiper arm..... 2208.2-Tachometer ADAPTER, assy (at distributor)..... CORE, drive shaft..... SHAFT, flex, drive, assy (55 in lg) (includes CORE and CASING). TACHOMETER, assy.....	ea	2	%	%	%	G-9 X
H017-0500812	TRI-7657051ZE	500812		ea	2	2	2	2	H-17 X
8800-L778-31ZE	AUC-16UKSF41130			ea	2	2	2	2	G-9 X
H017-0547201	TRI-L778-31ZE	547201		ea	2	%	%	%	H-17 X
0600-16UKS4768	AUC-16UKS4768			ea	2	%	%	%	G-9 X
H017-0547202		547202		ea	2	%	%	%	H-17 X
G509-0314421	AUC-16UKS41026	7058965		ea	2	%	%	%	G-9 X
	TRI-75072ZE								
8240-659BA	AUC-16D01230			ea	1	%	%	%	G-9 X
	SW-659BA								
G510-7740522	AUC-16UU0557	7740522	ea	1	%	%	%	G-9 X	
	SW-G36796-55								
G511-7744256	AUC-16UU01220	7744256	ea	1	%	%	%	G-9 X	
	SW-36800-55								
G509-0396046	AUC-16UKS31210		ea	1	%	%	%	G-9 X	
	SW-424BE								

(1) STOCK NO.	(2) ORDNANCE PART NO.	(3) DESCRIPTION	(4) UNIT OF ISSUE	(5) ORGANIZATIONAL ALLOWANCES PER MAJOR ITEM	(6) REFERENCE SYMBOLS	(7) FIG NO.
TOOLS AND EQUIPMENT						
VEHICULAR TOOLS AND EQUIPMENT						
41-A-14-825	41-A-14-825	ADAPTER, gun, lubr, hydraulic to push type, thin stem, w/locking sleeve.	ea	1	K-3	NX
41-B-15	41-B-15	BAG, tool, empty.....	ea	1	J-17	NX
19-B-31000	19-B-31000	BJOCK, snatch, wire rope, S shell, sgle sheave, stiff swv-hook, diam of rope 1/2 in, cap 20,000 lb ⁴ .	ea	1	J-17	NX
G160-0140020	7071420	CABLE, jumper, trailer, coupling w/plugs, assy ⁵	ea	1	G-9	NX
H014-0540028	540028	CHAIN, pneumatic tire, truck, sgle (type TS) 12.00-20.....	pr	2	H-14	NX
0600-1ZN210		CRANK, starting.....	ea	1	G-9	NX
41-E-485-12	41-E-485-12	EXTENSION, lubr gun, hose type, hydraulic to hydraulic, lgh overall 12 in.	ea	1	K-3	NX
8-G-615	8-G-615	FORM (ENVELOPE), WD AGO No 478 MWO and major unit assy re- placement record and organizational equipment file.	ea	1 ⁶	AG	NX
8-G-620	8-G-620	GAGE, tire pressure, general service type, calibrated 10 to 60 lb in 1 lb units, and 60 to 160 lb in 5 lb units. (Issue until stock is exhausted, then use GAGE 8-G-620. In zero weather zones, only GAGE 8-G-620 is to be issued.)	ea		J-17	NX
41-G-1344-40	41-G-1344-40	GAGE, tire pressure, general service type, calibrated 10 to 60 lb in 1 lb units, and 60 to 160 lb in 5 lb units.	ea	1	J-17	NX
41-H-523	41-H-523	GUN, lubr, chassis, hand lever operated, cap 15 oz.....	ea	1	K-3	NX
41-H-1541-10	41-H-1541-10	HAMMER, machst, ball peen, wt 1 lb.....	ea	1	J-17	NX
G671-7001767	7001767	HANDLE, wheel brg adj and wheel stud nut wrench, diam 3/4 in, lgh 30 in..	ea	2	G-9	NX
0850-220570		HOSE, air, trailer, 112 1/2 in lg ⁵	ea	1	G-9	NX
G509-0217818		HOSE, air, trailer, 216 in lg ⁵	ea	1	G-9	NX
33-H-986-30	33-H-986-30	HOSE, air, trailer, 13 1/2 ft lg ⁷	ea	1	G-9	NX
41-J-73-6	41-J-73-6	HOSE, tire inflating, comp, w/sgle ft chuck and air brake coupling, ID 1/4 in, lgh 30 ft.	ea	1	J-17	NX
13-0-1530	13-0-1530	JACK, automobile and motor truck, hydraulic, w/hdl, cap 8 ton.....	ea	1	AG	X
G511-7520113	7520113	MANUAL, technical, 9-817.....	ea	1 ⁶	AG	X
41-P-1650	41-P-1650	OILER, S, push bottom, 4 in stght spout, cap 1/2 pt.....	ea	1	K-3	NX
41-S-1076	41-S-1076	ORDER, lubr, LO 9-817.....	ea	1 ⁶	AG	X
		PAMPHLET, ORD 7 SNL G-511 Organizational Maintenance Allowances.	ea	1 ⁶	AG	X
		PAULIN, assy ⁵	ea	1	AG	X
		PLIERS, comb, slip jt, w/cutter, nominal size 6 in.....	ea	1	J-17	NX
		SCREWDRIVER, comm, hv-duty, integral hdl, lgh of blade 6 in, width of blade 3/8 in, lgh overall 11 1/4 in.	ea	1	J-17	NX

For explanation of footnotes, see Notes, p. 61.

(1) STOCK NO.	(2) ORDNANCE PART NO.	(3) DESCRIPTION	(4) UNIT OF ISSUE	(5) ORGANIZATIONAL ALLOWANCES PER MAJOR ITEM	(6) REFERENCE SYMBOLS	(7) FIG NO.
TOOLS AND EQUIPMENT (Contd)						
VEHICULAR TOOLS AND EQUIPMENT (Contd)						
41-S-1638	41-S-1638	SCREWDRIVER, recessed screw (Phillips type), stght, lgh of blade 4 in, bit size No 2.	ea	1	J-17 NX	
41-S-1640	41-S-1640	SCREWDRIVER, recessed screw (Phillips type), stght, lgh of blade 6 in, bit size No 3.	ea	1	J-17 NX	
41-W-450	41-W-450	WRENCH, adj, automobile type, jaw opng 3 ⁵ / ₈ in, lgh 15 in.....	ea	1	J-17 NX	
41-W-488	41-W-488	WRENCH, adj, sgle open end, lgh 12 in, jaw opng 1 ⁵ / ₁₆ in.....	ea	1	J-17 NX	
41-W-991	41-W-991	WRENCH, engr, angle 15 deg, dble open end, alloy-S, size of opngs 3/ ₈ and 7/ ₁₆ in.	ea	1	J-17 NX	
41-W-1003	41-W-1003	WRENCH, engr, angle 15 deg, dble open end, alloy-S, size of opngs 1/ ₂ and 1 ¹ / ₁₆ in.	ea	1	J-17 NX	
41-W-1005-5	41-W-1005-5	WRENCH, engr, angle 15 deg, dble end, alloy-S, size of opngs 1/ ₈ and 1 ¹ / ₁₆ in.	ea	1	J-17 NX	
41-W-1008-10	41-W-1008-10	WRENCH, engr, angle 15 deg, dble end, alloy-S, size of opngs 5/ ₈ and 2 ⁵ / ₃₂ in.	ea	1	J-17 NX	
41-W-1012-5	41-W-1012-5	WRENCH, engr, angle 15 deg, dble open end, alloy-S, size of opngs 3/ ₄ and 7/ ₈ in.	ea	1	J-17 NX	
41-W-2455	41-W-2455	WRENCH, set or cap screw (hollow hd) hex plug type reg short arm series hex diam 5/ ₁₆ in, set screw size 5/ ₈ in, cap screw size 3/ ₈ in, 7/ ₁₆ in ⁴ .	ea	1	J-17 NX	
41-W-3335-40	41-W-3335-40	WRENCH, spark plug, sgle-end tubr, hex, w/pin hdl, size of opng 27/ ₃₂ in, lgh 3 ¹⁵ / ₁₆ in.	ea	1	J-17 NX	
41-W-3838-30	41-W-3838-30	WRENCH, wheel stud nut, dble-hd socket, hex and sq, size of opngs hex 1 ¹ / ₂ in, sq 1 ³ / ₁₆ in, lgh 14 ⁷ / ₈ in. Provisions are made for the stowage of the following items of equipment which are not issued with the vehicle but are issued as per T/O&E and installed by the using troops.	ea	1	J-17 NX	
41-A-1277	41-A-1277	AXE, hdl, chopping, sgle bit, std gr, wt 4 lb.....	ea	1	J-17 NX	
41-M-720	41-M-720	MATTOCK, pick, w/hdl, wt 5 lb.....	ea	1	J-17 NX	
41-S-3170	41-S-3170	SHOVEL, general purpose, D-hdl, plain back, strap patt, rd-pt.....	ea	1	J-17 NX	
EQUIPMENT ISSUED BY OTHER TECHNICAL SERVICES						
The following items of equipment procured, stored, and issued by technical services other than the Ordnance Department, are issued initially with the vehicle described herein.						
Replacement only will be requisitioned on the appropriate technical service in the usual manner in accordance with current regulations.						
58-B-386-50	58-B-386-50	BRACKET, fire extinguisher, univ.....	ea	1	ENG NX	

58-E-205-15	58-E-205-15	EXTINGUISHER, fire, carb tetrachloride, cap 1 qt w/o bracket..... Provisions are made for the storage of the following items of equipment which are not issued with the vehicle but are issued as per T/O&E and installed by the using troops.	ea	1	ENG NX
42-D-1280	42-D-1280	APPARATUS, decontaminating, 1½ qt, M2, w/bracket (spec 197-54-113)...	ea	1	CWS NX
42-T-13600	42-T-13600	DRUM, inflammable liquid gasoline, S, w/carrying hdl cap 5 gal.....	ea	2	QMC NX
		TUBE, flex, nozzle, cam type (for refillable gasoline drums).....	ea	1	QMC NX

(1)	(2)	(3)	(4)	(5)		(6)	(7)
STOCK NO.	ORDNANCE PART NO.	DESCRIPTION	UNIT OF ISSUE	ORGANIZATIONAL ALLOWANCES		REFERENCE SYMBOLS	FIG NO.
				Co. Btry. or Tr.—Number of major items	Tool set, 2d echelon, special set A		
					Tool set, 2d echelon, special set B 41-T-3569-615		
				(8)			
				(9)			
41-T-3569-615	41-T-3569-615	TOOLS AND EQUIPMENT ORGANIZATIONAL TOOL SETS TOOL SET, 2d echelon, sp, set A..... TOOL SET, 2d echelon, sp, set B..... The items listed hereunder may be requisitioned separately under their individual stock number.	set set			G-9 NX	
41-A-18-241	41-A-18-241	ADAPTER, puller, shackle bolt.....	ea		1	G-27 NX	4
41-E-628	41-E-628	EYE, lifting, engine, thd end ½-13NC-3, OD of eye 2½ in, lgh overall 5⅞ in.	ea		2	G-27 NX	4
41-P-2951-35	41-P-2951-35	PULLER, pitman arm.....	ea		1	G-27 NX	4
41-W-3059-150	41-W-3059-150	WRENCH, tubr, sgle-end, hex, size of opng 1⅞ in, lgh overall 13 in.	ea		1	G-27 NX	4
41-W-3825-72	41-W-3825-72	WRENCH, wheel brg nut, dble end tubr, oct, size of opngs 4⅞ and 4⅝ in.	ea	1		G-27 NX	4
41-W-3825-128	41-W-3825-128	WRENCH, wheel brg nut, sgle-end tubr, oct, size of opng 4⅞ in, lgh 3¼ in.	ea	1		G-27 NX	4

For explanation of footnotes, see Notes, p. 61.

(1) STOCK NO.	(2) ORDNANCE PART NO.	(3) DESCRIPTION	(4) UNIT OF ISSUE	(5) ORGANIZATIONAL ALLOWANCES PER MAJOR ITEM	(6) REFERENCE SYMBOLS	(7) FIG NO.
		ARMAMENT				
		The armament listed hereunder is not issued with the vehicle but issued as <i>organizational armament</i> as per T/O&E and installed by the using troops. For organizational maintenance allowances, see the ORD 7 portion of the SNL indicated in parentheses.				
A001-0100470	51-84	GUN, mach, cal. .30, Browning, M1919A4, flex (SNL A-6).....	ea	A-1 NX	
		or				
A001-0021688	51-70	GUN, mach, cal. .50, Browning, M2, HB, flex (SNL A-39).....	ea	1	A-1 NX	
A001-0034359	D7070371	MOUNT, truck, M61 (closed cab) (SNL A-55, sec 55).....	ea	1	A-1 NX	
A001-0034351	D81908	MOUNT, truck, M36 (open cab) (SNL A-55, sec 19).....	ea	1	A-1 NX	
		Provisions are made for the stowage of the following weapons which are not issued with the vehicle but are issued as <i>individual armament</i> as per T/O&E and installed by the using troops. For organizational maintenance allowances, see the ORD 7 portion of the SNL indicated in parentheses.				
B001-0041425	42-24	RIFLE, US, cal. .30, M1 (SNL B-21).....	ea	2	B-1 NX	
		APPLICABLE CLEANING AND PRESERVING MATERIALS				
		The following items extracted from ORD 3 SNL K-1 are requisitioned as required. For usage, see TM 9-850.				
38-B-2640	38-B-2640	BRUSH, paint, flat, mtl bound, m gr, No 1 (3 x 3 1/4 in).....	ea	K-1 NX	
52-C-1452	52-C-1452	CEMENT, ru, natural, non-vulcanizing, ru to mtl, 1 pt tube.....	ea	K-1 X	
42-C-20398	42-C-20398	CLOTH, abrasive, al oxide, sheets, 9 x 11 in, 3/0-120 (m), 1 qr.....	qr	K-1 X	
27-C-2684-880	27-C-2684-880	CLOTH, wiping, cotton, 5 lb bag.....	ea	K-1 X	
		COMPOUND, antifreeze (Ethylene glycol type):				
		1 gal (zone of interior issue only).....	ea	K-1 X	
51-C-1554-15	51-C-1554-15	1 gal (for export shipment only).....	ea	K-1 X	
51-C-1554-20	51-C-1554-20	55 gal (for issue to depots, arsenals, motor pools, etc.).....	ea	K-1 X	
51-C-1554-35	51-C-1554-35	COMPOUND, cleaning, pkg containing 1 lb of cleaner and 4 oz of neutralizer (for engine cooling system).	ea	K-1 X	
51-C-1568-500	51-C-1568-500	COMPOUND, inhibitor, corrosion, 2 1/2 oz (rust inhibitor for use with water only, in engine cooling system) (Issue until stock is exhausted, then use COMPOUND 51-C-1588-775).	ea	K-1 X	
51-C-1600	51-C-1600	COMPOUND, inhibitor, corrosion, 5 oz pkg (for water and ethylene glycol) (5 oz inhibits 4 gal of water or water-ethylene glycol solution used for second season. Not required for new ethylene glycol-water solution).	ea	K-1 X	
51-C-1588-775	51-C-1588-775	COMPOUND, insulation, ignition, 1 qt.....	ea	K-1 X	
52-C-3099-5	52-C-3099-5	COMPOUND, cleaning, pkg containing 1 lb of cleaner and 4 oz of neutralizer (for engine cooling system).	ea	K-1 X	

14-C-349-890	14-C-349-890	COMPOUND, rust preventive, L, 25 lb.....	ea	K-1	X
14-C-507-10	14-C-507-10	COMPOUND, rust preventive, thin film, 5 gal.....	ea	K-1	X
52-E-7574	52-E-7574	ENAMEL, rust inhibiting, od, 1 gal.....	ea	K-1	X
		ENAMEL, synthetic, gloss, Black, 1 qt.....	ea	K-1	X
		Od, No 108, 1 gal.....	ea	K-1	X
		Red, No 105, 1 qt.....	ea	K-1	X
		Yellow, No 120, 1 gal.....	ea	K-1	X
		ENAMEL, synthetic, lustreless, Black, 1 qt ¹⁰	ea	K-1	X
		Grey, No 330, 1 gal ¹⁰	ea	K-1	X
		Od, No 31 ¹⁰ , 1 gal ¹⁰	ea	K-1	X
		Orange, No 315, 1 gal ¹⁰	ea	K-1	X
		Red, dull, No 311, 1 gal ¹⁰	ea	K-1	X
		White, 1 qt.....	ea	K-1	X
		Yellow, No 316, 1 gal ¹⁰	ea	K-1	X
		FLUID, hydraulic brake, 1 gal.....	ea	K-1	X
		FLUID, shock absorber, hv, 1 gal.....	ea	K-1	X
		GREASE, ball and roller brg, 1 lb.....	ea	K-1	X
		GREASE, general purpose, No 0 (QMC issue).....	lb	QMC	X
		GREASE, general purpose, No 1 (QMC issue).....	lb	QMC	X
		GREASE, general purpose, No 2 (QMC issue).....	lb	QMC	X
		GREASE, water pump (waterproof grease No 4) (QMC issue).....	lb	QMC	X
		LUBRICANT, chain, exposed gear and wire rope, 5 lb (Issue until stock is exhausted, then use LUBRICANT 14-L-180-5, 14-L-181-5, or 14-L-181-450).	ea	K-1	X
14-L-162	14-L-162	LUBRICANT, chain, exposed gear and wire rope, contr, 5 lb:				
		Gr A (for cold climate).....	ea	K-1	X
		Gr B (for moderate climate).....	ea	K-1	X
		Gr C (for hot climate).....	ea	K-1	X
		LUBRICANT, gear univ Gr 75 (QMC issue).....	lb	QMC	X
		Gr 90 (QMC issue).....	lb	QMC	X
		OIL, engine. SAE 10 (QMC issue).....	qt	QMC	X
		SAE 30 (QMC issue).....	qt	QMC	X
		OIL, lubr, preservative, L— use OIL, lubr, preservative, sp OIL, lubr, preservative, m, 2 oz can.....	ea	K-1	X
		OIL, lubr, preservative, sp, 4 oz (oblong can, w/spout).....	ea	K-1	X
		PAINT, gasoline soluble, lustreless (paste), Black, No 301, 8 lb.....	ea	K-1	X
		Green, No 322, 8 lb.....	ea	K-1	X
		Red, No 314, 8 lb.....	ea	K-1	X
		White, 8 lb.....	ea	K-1	X
		Yellow, No 316, 8 lb.....	ea	K-1	X
		(For removable camouflage, insignia, and identification markings).				
14-0-2833-105	14-0-2833-105					
14-0-2833-994	14-0-2833-994					
52-P-2729-15	52-P-2729-15					
52-P-2729-75	52-P-2729-75					
52-P-2730	52-P-2730					
52-P-2731	52-P-2731					
52-P-2733	52-P-2733					

For explanation of footnotes, see Notes, p. 61.

(1) STOCK NO.	(2) ORDNANCE PART NO.	(3) DESCRIPTION	(4) UNIT OF ISSUE	(5) ORGANIZATIONAL ALLOWANCES PER MAJOR ITEM	(6) REFERENCE SYMBOLS	(7) FIG NO.
41-S-4037 52-T-445 52-T-750	41-S-4037 52-T-445 52-T-750	<p>APPLICABLE CLEANING AND PRESERVING MATERIALS (Contd)</p> <p>SPONGE, cellulose, coarse pore, rect, size 6 (m), 1 3/8 x 3 1/4 x 5 in. THINNER, enamel, synthetic, 1 gal. THINNER, paint, volatile mineral spirits, 1 gal can (to be used in lieu of SOLVENT, dry cleaning (Stoddard solvent)).</p> <p>ARTICLES FOR INSTRUCTIONAL PURPOSES</p> <p>The following item will NOT BE TAKEN into the field upon permanent change of station or into an oversea command. Units will turn in all equip- ment to the commanding officer of the station from which they depart. The receiving officer will make a report to the Army commander without delay, showing number, type, and condition of items received. ARMY GRAPHIC TRAINING AID 9-25 (Preventive Maintenance Automotive)¹¹</p>	ea ea ea	K-1 X K-1 X K-1 X	
			ea	AG NX	

For explanation of footnotes, see Notes, p. 61.

NOTES

Explanation of Symbols

- NX Items marked by NX are nonexpendable.
- X Items marked by X are expendable.
- % The percent symbol (%) indicates additional items not carried by this echelon, but which may be requisitioned when needed for repair.
- ‡ As required.
- AG Adjutant General.
- CWS Chemical Corps.
- ENG Corps of Engineers.
- QMC Quartermaster Corps.
- A-1 This item is stored, issued, and reviewed under ORD 3 SNL A-1.
- B-1 This item is stored, issued, and reviewed under ORD 3 SNL B-1.
- G-9 This item is used on major items covered by two or more G-group SNL's. See ORD 13 SNL G-9 for additional application. It is stored, issued, and reviewed under its pertinent stock number.
- G-27 This item is stored, issued, and reviewed under ORD 6 SNL G-27, section 1.
- H-1 This item is stored, issued, and reviewed under ORD 5 SNL H-1.
- H-4 This item is stored, issued, and reviewed under ORD 5 SNL H-4.
- H-5 This item is stored, issued, and reviewed under ORD 5 SNL H-5.
- H-6 This item is stored, issued, and reviewed under ORD 5 SNL H-6.
- H-7 This item is stored, issued, and reviewed under ORD 5 SNL H-7.
- H-12 This item is stored, issued, and reviewed under ORD 5 SNL H-12.
- H-14 This item is stored, issued, and reviewed under ORD 5 SNL H-14.
- H-15 This item is stored, issued, and reviewed under ORD 5 SNL H-15.
- H-17 This item is stored, issued, and reviewed under ORD 5 SNL H-17.
- J-17 This item is stored, issued, and reviewed under ORD 3 SNL J-17.
- K-1 This item is stored, issued, and reviewed under ORD 3 SNL K-1.
- K-3 This item is stored, issued, and reviewed under ORD 5 SNL K-3.
- K-4 This item is stored, issued, and reviewed under ORD 5 SNL K-4.
- M-5 This item is used on major items covered by two or more lettered groups. See ORD 13 SNL M-5 for additional application.

Footnotes

- ¹ Unauthorized for organizational maintenance allowances. Added for information only.
- ² Also available separately until stock is exhausted, see subgroup indicated.
- ³ Also available separately, see subgroup indicated.
- ⁴ Supplied on trucks with winch only.
- ⁵ Furnish with ponton tractor only.
- ⁶ One each per major item to accompany material. Additional copies to be requisitioned from the Adjutant General.
- ⁷ Furnish with van only.
- ⁸ Allowances are authorized in applicable T/A or T/O&E. Not to be requisitioned as a set. Requisition components separately.
- ⁹ Allowances are authorized in applicable T/A or T/O&E.
- ¹⁰ ALL ENAMEL, synthetic, lusterless colors, except "White" are authorized for camouflage purposes only, otherwise use ENAMEL, synthetic, gloss, in corresponding colors.
- ¹¹ One each per organization to schools and training centers as required. See FM 21-6.
- ¹² The Ordnance Department is responsible for storage and issue of maintenance parts for the *chassis* only. The Department of the Air Force is responsible for storage and issue of maintenance parts for the *body* and *mounted* equipment.




Figure 1. Truck, 5- to 6-Ton, 4 x 4, Ponton Tractor, (closed cab)—right side view





Figure 2. Truck, 5- to 6-Ton, 4 x 4, Ponton Tractor, (open cab)—left rear view



RA PD 66649

Figure 3. Truck, 5- to 6-Ton, 4 x 4, Van




Figure 4. Special Tools for Truck, 5- to 6-Ton, 4 x 4