

TM 5-6115-376-23P

TECHNICAL MANUAL

ORGANIZATIONAL AND DIRECT SUPPORT MAINTENANCE REPAIR
PARTS AND SPECIAL TOOLS LIST

GENERATOR SET, DIESEL ENGINE,

TRAILER MOUNTED:

PU-407/M, FSN 6115-702-3347,

PU-699/M, FSN 6115-132-0488

GENERATOR SET, DIESEL ENGINE,

TRUCK MOUNTED:

PU-408/M, FSN 6115-706-0469,

PU-700/M, FSN 6115-125-7876

ORGANIZATIONAL AND DIRECT SUPPORT MAINTENANCE REPAIR
PARTS AND SPECIAL LIST

GENERATOR SET, DIESEL ENGINE, TRAILER MOUNTED:

PU-407/M, FSN 6115-702-3347,

PU-699/M, FSN 6115-132-0488

GENERATOR SET, DIESEL ENGINE, TRUCK MOUNTED:

PU-408/M, FSN 6115-706-0469,

PU-700/M, FSN 6115-125-78756

Current as of 30 November 1970

| | Listing Page | Illus Figure |
|---|-----------------|-----------------|
| SECTION I. INTRODUCTION | iii | |
| II. PRESCRIBED LOAD ALLOWANCE | 1 | |
| III. REPAIR PARTS FOR ORGANIZATIONAL MAINTENANCE | 2 | |
| Group 01. Generators | 2 | |
| Generator set, PU-407/M and 408/M | -- | 1 |
| Generator set, PU-699/M and 700/M | -- | 2 |
| 02. Trailers | 2 | 3 |
| Trailer, M200A1, PU407/M and 699/M | -- | 4 |
| 03. Skid Platform | 3 | 5 |
| Skid platform, PU-408/M and 700/M | -- | 6 |
| Skid platform retainer | -- | 7 |
| Skid platform towing bracket and eyebolt | -- | 8 |
| 05. Brackets, Braces, Mounting Bases, Frames, and Accessory Boxes | 4 | |
| Sledge hammer bracket assembly | -- | 9 |
| Fire extinguisher bracket | -- | 10 |
| Synchronizer assembly mounting frame and brackets | -- | 11 |
| Gasoline cans, brackets, and accessory box | -- | 12 |
| Accessory box, frame, base, and distribution box base | -- | 13 |
| Cable reel mounting base and electrical connector bracket | -- | 14 |
| Switch box mounting hardware | -- | 14 |
| Distribution box base, brackets, and braces (PU-407/M and PU-699/M) | -- | 15 |
| Reel holddown and cable | -- | 16 |
| Accessory box, ladder, sling spreader, and ground rod clamps | -- | 17 |
| Portable distribution box frame and bases | -- | 18 |
| Accessory box brackets and turnbuckles | -- | 19 |
| Distribution box base, brackets, and brace (PU-408/M and PU-700/M) | -- | 19 |
| 06. Distribution Boxes | 14 | 20 |
| Distribution box assembly | -- | 21 |
| Distribution box power panel, brackets, and terminal board | -- | 22 |
| Distribution box wiring harness, transformers and lug terminals | -- | 23 |
| Portable distribution box | -- | 23 |
| Portable distribution box electrical leads | -- | 24 |
| 07. Synchronizer Assembly | 17 | 25 |
| Electrical synchronizer assembly | -- | 26 |
| Electrical synchronizer assembly wiring harness, connectors, and relays | -- | 27 |
| 08. Switch box | 18 | 28 |
| Switch box assembly | -- | 28 |
| Switch box assembly bus bars, insulator bars, and electrical leads | -- | 29 |

| | Listing Page | Illus Figure |
|--|-----------------|-----------------|
| SECTION IV. SPECIAL TOOLS, TEST AND SUPPORT EQUIPMENT FOR ORGANIZATIONAL MAINTENANCE (Not Applicable) | | |
| V. REPAIR PARTS FOR DS MAINTENANCE | 21 | |
| Group 01. Generators | 21 | |
| Generator set, PU-407/M and 408/M | .. | 1 |
| Generator set, PU-699/M and 700/M | .. | 2 |
| 02. Trailers | 22 | |
| Trailer, M200A1, PU-407/M and 699/M..... | .. | 3 |
| 03. Skid Platform | 23 | |
| Skid platform, PU-408/M and 700/M | .. | 4 |
| Skid platform retainer | .. | 5 |
| Skid platform towing bracket and eyebolt | .. | 6 |
| 04. Trucks | 26 | |
| 05. Brackets, Braces, Mounting Bases, Frames, and Accessory Boxes | 26 | |
| Sledge hammer bracket assembly | .. | 7 |
| Fire extinguisher bracket | .. | 8 |
| Synchronizer assembly mounting frame and brackets | .. | 9 |
| Gasoline cans, brackets, and accessory box | .. | 10 |
| Accessory box, frame, base, and distribution box base | .. | 11 |
| Cable reel mounting base and electrical connector bracket | .. | 12 |
| Switch box mounting hardware | .. | 13 |
| Distribution box base, brackets, and brace (PU-407/M and PU-699/M) | .. | 14 |
| Reel holddown and cable | .. | 15 |
| Accessory box, ladder, sling spreader, and ground rod clamps | .. | 16 |
| Portable distribution box frame and bases | .. | 17 |
| Accessory box brackets and turnbuckles | .. | 18 |
| Distribution box base, brackets, and brace (PU-408/M and PU-700/M) | .. | 19 |
| 06. Distribution Boxes | 36 | |
| Distribution box assembly | .. | 20 |
| Distribution box power panel, brackets, and terminal board | .. | 21 |
| Distribution box wiring harness, transformers, and lug terminals | .. | 22 |
| Distribution box assembly electrical wire termination chart | .. | 26 |
| Portable distribution box | .. | 24 |
| Portable distribution box electrical leads | .. | 25 |
| 07. Synchronizer Assembly | 44 | |
| Electrical synchronizer assembly | .. | 26 |
| Electrical assembly wiring harness, connectors, and relays | .. | 27 |
| Electrical synchronizer assembly, electrical leads termination chart | .. | 28 |
| 08. Switch box | 48 | |
| Switch box assembly | .. | 29 |
| Switch box assembly bus bars, insulator bars, and electrical leads | .. | 30 |
| SECTION VI. SPECIAL TOOLS, TEST AND SUPPORT EQUIPMENT FOR DS MAINTENANCE (Not applicable) | | |
| VII. FEDERAL STOCK NUMBER AND REFERENCE NUMBER INDEX | 84 | |

SECTION 1

INTRODUCTION

1. Scope

This manual lists repair parts, special tools, test and support equipment required for the performance of organizational and direct support maintenance of the generator sets.

2. General

This Repair Parts and Special Tools List is divided into the following sections:

a. Prescribed Load Allowance (PLA)-Section II. A composite listing of repair parts, special tools, test and support equipment having quantitative allowance for initial stockage at the organizational level.

b. Repair Parts -Section III. A list of repair parts authorized for the performance of maintenance at the organizational level in figure and item number sequence.

c. Special Tools, Test and Support Equipment-Section IV. (Not applicable).

d. Repair Parts-Section V. A list of repair parts authorized for the performance of maintenance at the direct support level in figure and item number sequence.

e. Special Tools, Test and Support Equipment-Section VI. (Not applicable).

f. Federal Stock Number and Reference Number Index-Section VII. A list of Federal stock numbers in ascending numerical sequence, followed by a list of reference numbers appearing in all of the listing in alpha-numeric sequence, cross-referenced to the illustration figure number and item number.

NOTE

Items not illustrated are cross-referenced to group number.

3. Explanation of Columns

The following provides an explanation of columns in the tabular lists in section II through VI.

a. Source, Maintenance, and Recoverability Codes (SMR).

NOTE

Common hardware items known to be readily

available in Army supply channels are assigned Maintenance Codes only. Source codes, Recoverability codes, and Maintenance Allowances are not assigned this category.

(1) Source code indicates the selection status and source for the listed item. Source codes used are:

| <i>Code</i> | <i>Explanation</i> |
|-------------|--|
| P | Repair parts which are stocked in or supplied from the GSA/DSA, or Army supply system and authorized for use at indicated maintenance categories. |
| P2 | Repair parts which are procured and stocked for insurance purposes because the combat or military essentiality of the end item dictates that a minimum quantity be available in the supply system. |
| M | Repair parts, special tools and test equipment which are not procured or stocked as such, in the supply system, but are to be manufactured at indicated maintenance levels. |
| A | Assemblies which are not procured or stocked as such, but are made up of two or more units. Such component units carry individual stock numbers and descriptions, are procured and stocked separately and can be assembled to form the required assembly at indicated maintenance categories. |
| X | Parts and assemblies which are not procured or stocked because the failure rate is normally below that of the applicable end item or component. The failure of such part or assembly should result in retirement of the end item from the supply system. |
| X1 | Repair parts which are not procured or stocked. The requirement for such items will be filled by the next higher assembly or component. |
| X2 | Repair parts, special tools and test equipment which are not stocked and have no foreseen mortality. The indicated maintenance category requiring such repair parts will attempt to obtain them through cannibalization or salvage. The item may be requisitioned with exception date, from the end item manager, for immediate use. |
| G | Major assemblies that are procured with PEMA funds for initial issue only as exchange assemblies at DSU and GSU level. These assemblies will not be stocked above GS and DS level or returned to depot supply level. |

(2) Maintenance code indicates the lowest category of maintenance authorized to install the listed item. The maintenance codes are:

| Code | Explanation |
|------|-----------------------------|
| O | Organizational maintenance |
| F | Direct support maintenance |
| H | General support maintenance |
| D | Depot maintenance |

(3) Recoverability code indicates whether unserviceable items should be returned for recovery or salvage. Items not coded are expendable. Recoverability codes are:

| Code | Explanation |
|------|--|
| R | Applied to repair parts (assemblies and components), special tools and test equipment which are considered economically repairable at direct and general support maintenance levels. When the item is no longer economically repairable, it is normally disposed of at the GS level. When supply considerations dictate, some of these repair parts may be listed for automatic return to supply for depot level repair as set forth in AR 710-50. When so listed, they will be replaced by supply on an exchange basis. |
| S | Repair parts, special tools, test equipment and assemblies which are economically repairable at DSU and GSU activities and which normally are furnished by supply on an exchange basis. When items are determined by a GSU to be uneconomically repairable, they will be evacuated to a depot for evaluation and analysis before final disposition. |
| T | Higher dollar value recoverable repair parts, special tools and test equipment which are subject to special handling and are issued on an exchange basis. Such items will be repaired or overhauled at depot maintenance activities only. No repair may be accomplished at lower levels. |
| U | Repair parts, special tools and test equipment specifically selected for salvage by reclamation units because of precious metal content, critical materials, high dollar value, or reusable casings or castings. |

b. Federal Stock Number. Indicates the Federal stock number assigned to the item and will be used for requisitioning purposes.

c. Description. Indicates the Federal item name and any additional description of the item required. Assembly components and subassemblies are indented under major assemblies. The abbreviation "w/e" when used as a part of the nomenclature, indicates the Federal stock number, includes all armament, equipment, accessories, and repair parts issued with the item. A part number or other reference number is followed by the applicable 5-digit Federal supply code for manufacturers in parenthesis. Repair parts quantities included in kits and sets are shown in front of the repair part name. Material required for manufacture or fabrication is identified.

d. Unit of Measure (U/M). A two-character alphabetic abbreviation indicating the amount or quantity of the item upon which the allowance are based, e.g., ft, ea, pr, etc.

e. Quantity Incorporated in Unit. Indicates the quantity of the item used in the assembly group. A "V" appearing in this column in lieu of a quantity indicates that a definite quantity cannot be indicated (e.g., shims, spacers, etc.).

f. Fifteen-Day Organizational Maintenance Allowance.

(1) The allowance columns are divided into four subcolumns. Indicated in each subcolumn opposite the first appearance of each item is the total quantity of the items authorized for the number of equipments supported. Subsequent appearances of the same item will have the letters "REF" in the allowance column. To locate the referenced item, locate the FSN or reference number in the index. The earliest figure and item number is the referenced item. Items authorized for use as required but not for initial stockage are identified with an asterisk in the allowance column.

(2) The quantitative allowance for organizational level of maintenance represents one initial prescribed load for a 15-day period for the number of equipments supported. Units authorized additional prescribed loads, multiply the number of prescribed loads by the quantity in the appropriate density column to determine the number of repair parts authorized.

(3) To determine allowances when supporting more than 100 of these equipments: First divide the number of equipments supported by 100 by moving the decimal two spaces left; second, multiply the result by the quantity in the 51-100 density column. Example, authorized allowance for 51-100 equipments is 12; for 140 equipments, multiply 12 by 1.40 or 16.80 rounded off to 17 parts required.

(4) Subsequent changes to allowance will be limited as follows. No change in the range of items is authorized. If additional items are considered necessary, recommendation should be forwarded to the U.S Army Mobility Equipment Command for exception or revision to the allowance list. Revision to the range of items authorized will be made by the U.S. Army Mobility Edquipment Command based upon engineering experience, demand data, or TAERS information.

g. Thirty-Day DS/GS Maintenance Allowances.

NOTE

Allowances in GS Column are for GS maintenance only.

(1) The allowance columns are divided into

three subcolumns. Indicated in each subcolumn, opposite the first appearance of each item, is the total quantity of items authorized for the number of equipment supported. Subsequent appearance of the same item will have the letters "REF" in the applicable allowance column. To locate the referenced item locate the FSN or reference number in the index. The earliest figure and item number is the referenced item. Items authorized for use as required but not for initial dockage are identified with an asterisk in the allowance column.

(2) The quantitative allowance for GS/DS levels of maintenance will represent initial stockage for a 30-day period for the number of equipments supported.

(3) To determine allowances when supporting more than 100 of these equipments: First, divide the number of equipments supported by 100 by moving the decimal two places left; second, multiply the result by the quantity in the 51-100 density column. Example, authorized allowance for 51-100 equipments is 40; for 150 equipments multiply 40 by 1.50 or 60 parts required.

h. One-Year Allowance Per 100 Equipments/Contingency Planning Purposes. Indicates opposite the first appearance of each item the total quantity required for distribution and contingency planning purposes. The range of items indicates total quantities of all authorized items required to provide for adequate support of 100 equipment for one year. Subsequent appearance of the same item will have the letters "REF" in the allowance column.

i. Depot Maintenance Allowance Per 100 Equipments. Indicates opposite the first appearance of each item the total quantity authorized for depot maintenance of 100 equipments. Subsequent appearances of the same item will have letters "REF" in the allowance column. Items authorized for use as required but not for initial stockage are identified with an asterisk in the allowance column.

j. Illustration. This column is divided as follows:

(1) *Figure number.* Indicates the figure number of the illustration in which the item is shown.

(2) *Item number.* Indicates the callout number used to reference the item in the illustration.

4. Special Information

a. Identification of the usable on codes included in the description column of this publication are:

| Code | Used on |
|------|----------|
| A | PU-407/M |
| B | PU-408/M |
| C | PU-609/M |
| D | PU-700/M |

NOTE

Items not coded are used on all models.

b. Repair parts mortality has been based on 1,500 hours operation per year.

c. Parts which require manufacture or assembly at a category higher than that authorized for installation will indicate in the source column the higher category.

d. The following publications pertain to the generator sets and their components:

| | |
|-------------------|---|
| TM 5-6115-239-10 | Operator's Manual. |
| TM 5-6115-247-15 | Operator, Organizational, Direct Support, General Support, and Depot Maintenance Manual. |
| TM 5-6115-425-12 | Operator and Organizational Maintenance Manual. |
| TM 5-6115-425-25P | Organizational, Direct and General Support, and Depot Maintenance Repair Parts and Special Tools Lists. |
| TM 9-2330-205-14 | Operator, Organization, Direct Support, and General Support Maintenance Manual. |
| TM 9-2320-211-12 | Operator and Organizational Maintenance Manual. |
| TM 9-2320-211-20P | Organizational Maintenance Repair Parts and Special Tools Lists. |
| TM 9-2320-211-35P | Direct and General Support, and Depot Maintenance Repair Parts, and Special Tools Lists. |

e. The same illustrations are used to illustrate the repair parts and special tools listed in both organizational maintenance section and direct support maintenance section.

5. How to Locate Repair Parts

a. When Federal stock number or reference number is unknown:

(1) *First.* Using the the table of contents determine the assembly group within which the repair part belongs. This is necessary since illustrations are prepared for assembly groups, and listings are divided into the same groups.

(2) *Second.* Find the illustration covering the assembly group to which the repair part belongs.

(3) *Third.* Identify the repair part on the illustration and note the illustration figure and item number of the repair part.

(4) *Fourth.* Using the Repair Parts Listings, find the assembly group to which the repair part belongs and locate the illustration figure and item number noted on the illustration.

b. When Federal stock number or reference is known:

(1) *First.* Using the Index of Federal Stock Numbers and Reference Numbers find the pertinent Federal stock number or reference number. This index is in ascending FSN sequence followed by a list of reference numbers in alpha-numeric sequence, cross-referenced to the illustration figure number and item number.

(2) *Second.* Using the Repair Parts Listing, find the assembly group of the repair part and the illustration figure number and item number referenced in the Index of Federal Stock Numbers and Reference Numbers.

c. When the Federal stock number or reference number is known and the repair part is not illustrated:

(1) *First.* Using the Index of Federal Stock Numbers and Reference Numbers find the pertinent Federal stock number or reference number in the section titled "Items Not Illustrated" and note the group number. This section is in ascending FSN sequence followed by a list of reference numbers in alpha-numeric sequence, cross-referenced to assembly group number.

(2) *Second.* Using the Table of Contents,

locate the assembly group number and page number.

(3) *Third.* Using the applicable group number and page number, locate the pertinent stock number or reference number in the Repair Parts Listing. Items which are not illustrated are listed at the end of the assembly group to which they belong.

6. Federal Supply Codes for Manufacturers

| <i>Code</i> | <i>Manufacturer</i> |
|-----------------|---|
| 80205 | National Aerospace Standards Committee, Aerospace Industries Association of America, Inc. |
| 81348 | Federal Specifications Promulgated by General Services Administration |
| 81349 | Military Specifications Promulgated by Standardization Div., Directorate of Logistics Services, DSA |
| 88044 | Aeronautical Standards Group, Dept. of Navy and Air Force |
| 96906 | Military Standards Promulgated by Standardization Div., Directorate of Logistics Services, DSA |
| 97401 | Swing Spout Measure Co. |
| 97403 | Army Engineers Research and Development Laboratories |

7. Recommendations for Maintenance

Publication Improvements

Report of errors, omissions, and recommendations for improving this publication by the user is encouraged. Reports should be submitted on DA Form 2028 (Recommended Changes to Publications) and forwarded direct to Commanding General, U.S. Army Mobility Equipment Command, ATTN: AMSME-MPP, 4300 Goodfellow Boulevard, St. Louis, Mo. 63120.

| (1) FEDERAL STOCK NUMBFR | (2) DESCRIPTION | (3) -DAY ORGANIZATIONAL NINTENANCE ALLOWANCE | | | |
|-----------------------------------|--|--|-----------|-------------|-------------|
| | | USABLE ON CODE | (a) -5 | (b) 1-20 | (c) 1-20 |
| | SECTION 11 - PRESCRIBED LOAD ALLOWANCE | | | | |
| | GROUP 06 - DISTRIBUTION BOXES | | | | |
| 9925-818-4811 | CIRCUIT BREAKER: DISTRIBUTION BOX 13214KLA75 (97403) | | | 2 | |
| 9935-823-0910 | CONNECTOR, RECEPTACLE, ELECTRIC: FACE PANEL W3996 Style D3 (81348) | | | | |
| 6210-067-8366 | LENS, INDICATOR LIGHT: PANEL MILL3661-19 Style LC19CHR (81349) | | 2 | 2 | |
| 6240-223-9105 | LAMP GLOW: INDICATOR LIGHT, 90VDC, 65W AC MILL 15098 TYPE HB31 (81349) | | 4 | 4 | |

| (1) SNR CODE | (2) FEDERAL STOCK NUMBER | (3) DESCRIPTION REF NUMBER & MFR CODE | (4) USABLE ON CODE | (5) UNITY OF MEAS | (6) QTY INC IN UNITY | (6) 15-DAY ORGANIZATIONAL MAINTENANCE ALW | | | | (7) ILLUS- TRATION | |
|--------------------|-----------------------------------|---|-----------------------------|----------------------------|----------------------------------|---|------|-------|--------|--------------------------|-------------|
| | | | | | | (a) | (b) | (c) | (d) | (a) | (b) |
| | | | | | | 1-5 | 6-20 | 21-50 | 51-100 | FIG. NO. | ITEM NO. |
| | | SECTION 111 - REPAIR PARTS FOR ORGANIZATIONAL MAINTENANCE | | | | | | | | | |
| | | GROUP 01 - GENERATORS | | | | | | | | | |
| X20 | | STUFFING TUBE 13212E3528-7 (97403) | AB | EA | 1 | | | | | 1 | 1 |
| X20 | | PACKING, PREFORMED MS20775-238 (96906) | AB | EA | 1 | | | | | 1 | 2 |
| X20 | | CABLE ASSEMBLY, POWER; GENERATOR TO SYNCHRONIZER ASSEMBLY 13214E1433-2 (97403) | A | EA | 1 | | | | | 1 | 3 |
| X20 | | CABLE ASSEMBLY; BRANCHED ELECTRICAL POWER 13214E1433-4 (97403) | B | EA | 1 | | | | | 1 | 3 |
| 0 | 6115-484-3465 | CABLE ASSEMBLY; BRANCH ELECTRICAL POWER, 170 IN. LG 13216E7546-2 (97403) | C | EA | 1 | • | • | • | • | 2 | 1 |
| | | GROUP 02 - TRAILERS | | | | | | | | | |
| 0 | 5310-543-4717 | NUT, PLAIN, WING; GROUND MTG STUD, BRASS, 3/8-16 THD SIZE MS35425-28 (96906) | AC | EA | 1 | • | • | • | • | 3 | 1 |
| 0 | 5310-187-2413 | WASHER, FLAT, ELECTRICAL; GROUND MTG STUD, 3/8-16 SCREW SIZE AN961-616T (88044) | AC | EA | 2 | • | • | • | • | 3 | 2 |
| X20 | | NUT, PLAIN, HEXAGON; GROUND MTG STUD, 3/8-16 SCREW SIZE FFN836TYPE2STYLE2 (81348) | A | EA | 1 | | | | | 3 | 3 |
| X20 | | NUT, PLAIN, HEXAGON; GROUND MTG STUD, 3/8-16 SCREW SIZE MS16203-39 (96906) | C | EA | 1 | | | | | 3 | 3 |
| 0 | 5310-913-9776 | WASHER, LOCK; GROUND MTG STUD, 3/8-16 SCREW SIZE MS35335-91 (96906) | A | EA | 1 | • | • | • | • | 3 | 4 |
| 0 | 5310-022-8847 | WASHER, LOCK; GROUND MTG STUD, 3/8-16 SCREW SIZE MS35333-110 (96906) | C | EA | 1 | • | • | • | • | 3 | 4 |
| X20 | | PLATE, IDENTIFICATION; GROUND TERMINAL 13205E4918 (97403) | AC | EA | 1 | | | | | 3 | 5 |
| 0 | 5310-913-9776 | WASHER, LOCK; GROUND MTG STUD, 3/8-16 SCREW SIZE MS35335-91 (96906) | A | EA | 1 | • | • | • | • | 3 | 6 |
| 0 | 5310-022-8847 | WASHER, LOCK; GROUND MTG STUD, 3/8-16 SCREW SIZE MS35333-110 (96906) | C | EA | 1 | • | • | • | • | 3 | 6 |
| 0 | 5310-262-5107 | NUT, PLAIN, HEXAGON; GROUND MTG STUD, 3/8-16 SCREW SIZE FFN836TYPE2STYLE2 (81348) | A | EA | 1 | • | • | • | • | 3 | 7 |
| X20 | | NUT, PLAIN, HEXAGON; GROUND MTG STUD, 3/8-16 SCREW SIZE MS16203-39 (96906) | C | EA | 1 | | | | | 3 | 7 |
| 0 | 5310-187-2413 | WASHER, FLAT, ELECTRICAL; GROUND MTG STUD, 3/8-16 SCREW SIZE AN961-616T (88044) | AC | EA | 1 | • | • | • | • | 3 | 8 |
| X20 | | TERMINAL, LUG; GROUND MTG STUD, NO. 6 WIRE, 8 STUD MS20699-110 (96906) | C | EA | 1 | | | | | 3 | 9 |

| (1) SMR CODE | (2) FEDERAL STOCK NUMBER | (3) DESCRIPTION REF NUMBER & MFR CODE | (4) USABLE ON CODE | (5) UNIT OF MEAS | (6) QTY INC IN UNIT | (6) 15-DAY ORGANIZATIONAL MAINTENANCE ALW | | | | (7) ILLUS- TRATION | |
|--------------------|-----------------------------------|---|-----------------------------|---------------------------|---------------------------------|---|------|-------|--------|--------------------------|-------------|
| | | | | | | (a) | (b) | (c) | (d) | (e) | (f) |
| | | | | | | 1-5 | 6-20 | 21-30 | 31-100 | FIG. NO. | ITEM NO. |
| P 0 | 5310-913-9776 | WASHER, LOCK; GROUNDING STUD, 3/8-16 SCREW SIZE MS35335-91 (96906) | BD | EA | 2 | • | • | • | • | 4 | 34 |
| X20 | | NUT, PLAIN, HEXAGON; GROUNDING STUD, 3/8-16 THD SIZE MS16203-39 (96906) | BD | EA | 1 | | | | | 4 | 35 |
| X20 | | STUD, GROUNDING 13214E1223 (97403) | BD | EA | 1 | | | | | 4 | 36 |
| | | GROUP 05 - BRACKETS, BRACES, MOUNTING BASES, FRAMES AND ACCESSORY BOXES | | | | | | | | | |
| P 0 | 5310-088-1251 | NUT, SELF-LOCKING, HEXAGON; SPRING CLIP MTG SCREW, 1/4-20 SCREW SIZE MS91922-1 (96906) | | EA | 4 | • | • | • | • | 7 | 1 |
| X20 | | WASHER, FLAT; SPRING CLIP MTG SCREW, 1/4-20 SCREW SIZE MS27183-10 (96906) | | EA | 4 | | | | | 7 | 2 |
| P 0 | 5305-068-0502 | SCREW, CAP, HEXAGON HEAD; SPRING CLIP MTG, 1/4-20 THD SIZE, 3/4 IN. LG MS90725-6 (96906) | | EA | 4 | • | • | • | • | 7 | 3 |
| X20 | | WASHER, FLAT; SPRING CLIP MTG SCREW, 1/4-20 SCREW SIZE MS27183-10 (96906) | | EA | 4 | | | | | 7 | 4 |
| X20 | | CLIP, SPRING; SLEDGE HAMMER 13214E1213-1 (97403) | | EA | 4 | | | | | 7 | 5 |
| P 0 | 5310-088-1251 | NUT, SELF-LOCKING; BRACKET MTG SCREW, 1/4-20 SCREW SIZE MS91922-1 (96906) | | EA | 8 | • | • | • | • | 7 | 6 |
| X20 | | WASHER, FLAT; BRACKET MTG SCREW, 1/4-20 SCREW SIZE MS27183-10 (96906) | | EA | 8 | | | | | 7 | 7 |
| P 0 | 5305-068-0502 | SCREW, CAP, HEXAGON HEAD; BRACKET MTG, 1/4-20 THD SIZE, 3/4 IN. LG MS90725-6 (96906) | | EA | 8 | • | • | • | • | 7 | 8 |
| X20 | | WASHER, FLAT; BRACKET MTG SCREW, 1/4-20 SCREW SIZE MS27183-10 (96906) | | EA | 8 | | | | | 7 | 9 |
| X20 | | BRACKET ASSEMBLY, SLEDGE HAMMER 13214E1214 (97403) | | EA | 4 | | | | | 7 | 10 |
| P 0 | 5310-087-4652 | NUT, SELF-LOCKING; BRACKET MTG SCREW, 3/8-16 SCREW SIZE MS91922-17 (96906) | | EA | 24 | • | • | • | • | 8 | 1 |
| P 0 | 5310-080-6004 | WASHER, FLAT; BRACKET MTG SCREW, 3/8-16 SCREW SIZE MS27183-14 (96906) | | EA | 24 | • | • | • | • | 8 | 2 |
| P 0 | 5305-984-5691 | SCREW, MACHINE, PAN HEAD; BRACKET MTG, 3/8-16 THD SIZE 1 IN. LG MS35206-311 (96906) | | EA | 24 | • | • | • | • | 8 | 3 |
| X20 | | BRACKET; FIRE EXTINGUISHER, 5 LB 13214E1235 (97403) | | EA | 6 | | | | | 8 | 4 |
| X20 | 5310-732-0558 | NUT, PLAIN, HEXAGON; HOLD-DOWN ROD, 3/8-16 SCREW SIZE MS91967-8 (96906) | A | EA | 4 | • | • | • | • | 9 | 1 |
| X20 | | WASHER, LOCK, SPRING; HOLD-DOWN ROD, 3/8-16 SCREW SIZE MS35340-46 (96906) | A | EA | 4 | | | | | 9 | 2 |
| P 0 | 5310-080-6004 | WASHER, FLAT; HOLD-DOWN ROD 3/8-16 SCREW SIZE MS27183-14 (96906) | A | EA | 4 | • | • | • | • | 9 | 3 |

| (1) MFR CODE | (2) FEDERAL STOCK NUMBER | (3) DESCRIPTION REF NUMBER & MFR CODE | USABLE OM CODE | TY IC NT | (6) 15-DAY ORGANIZATIONAL MAINTENANCE ALLOW | | | | (7) CLASSIFICATION | | |
|--------------------|-----------------------------------|---|----------------------|----------------|---|-----|-----|------|-----------------------|-------------|----|
| | | | | | (a) | (b) | (c) | (d) | (e) | (f) | |
| | | | | | -5 | >20 | 50 | >100 | | ITEM NO. | |
| X20 | | FRAME, HOLD-DOWN: SYNCHRONIZER ASSEMBLY 13214E1 418 (97403) | A | A | 1 | | | | | | 4 |
| X20 | | NUT, PLAIN, HEXAGON: U-BOLT MTG, 3/8-24 THD SIZE MS35691-21 (96906) | A | A | 8 | | | | | | 5 |
| 0 | 31 0-637-9941 | WASHER, LOCK: U-BOLT MTG, 3/8-16 SCREW SIZE MS35338-46 (96906) | A | A | 8 | * | * | * | * | | 6 |
| X20 | | PACER: U-BOLT MTG 13214E1 420 (97403) | A | A | 4 | | | | | | 7 |
| 0 | 310-080-6004 | WASHER, FLAT: U-BOLT MTG, 3/8-16 SCREW SIZE MS27183-14 (96906) | A | A | 8 | * | * | * | * | | 8 |
| 20 | | NUT, PLAIN, HEXAGON: U-BOLT MTG, 3/8-24 THD SIZE MS35691-21 (96906) | A | A | 8 | | | | | | 9 |
| 0 | 306-993-3626 | BOLT, U: HOLD-DOWN ROD, CADMIUM PLATED, 3/8-24 THD SIZE, 1 1/4 IN. LG N (80205) | A | A | 4 | * | * | * | * | | 10 |
| 20 | | ROD, HOLD-DOWN: SYNCHRONIZER ASSEMBLY, HOLD-DOWN FRAME 13214E1 419 (97403) | A | A | 4 | | | | | | 11 |
| X20 | | BRACKET: SYNCHRONIZER ASSEMBLY 13214E1 432 (97403) | A | A | 4 | | | | | | 12 |
| 20 | | HOSE, CAN, FLEXIBLE MILS1205(81 349) | AB | U | 2 | | | | | | 13 |
| 0 | 240-222-308E | CAN, GASOLINE: 5 GALLON MILITARY MILCT 263 (81349) | AB | E | 2 | * | * | * | * | | 14 |
| 0 | 31 2-087-4652 | NUT, SELF-LOCKING: BRACKET MTG SCREW, 3/8-16 THD SIZE MS51922-17 (96906) | AB | E | 11 | * | * | * | * | | 15 |
| 0 | 310-000-6004 | WASHER, FLAT: BRACKET MTG SCREW, 3/8-16 SCREW SIZE MS27183-14 (96906) | AB | E | 11 | * | * | * | * | | 16 |
| 0 | 305-267-321 | SCREW, CAP, HEXAGON HEAD: BRACKET MTG, 3/8-16 THD SIZE, 7/8 IN. LG MS90725-51 (96906) | AB | E | 1 | | | | * | | 17 |
| 20 | | BRACKET ASSEMBLY, LIQUID CONTAINER: 5 GAL MS53052-1 (96906) | AB | E | | | | | | | 18 |
| 0 | 31 0-084-380 | NUT, SELF-LOCKING: ACCESSORY BOX MTG SCREW, 5/16-18 SCREW SIZE MS51922-9 (96906) | AC | E | | | | | * | | 19 |
| 0 | 5310-087-743 | WASHER, FLAT: ACCESSORY BOX MTG SCREW, 5/16-18 SCREW SIZE MS27183-13 (96906) | AC | E | | | | | * | | 20 |
| 0 | 5306-225-743 | SCREW, CAP, HEXAGON HEAD: ACCESSORY BOX MTG, 5/16-18 THD SIZE, 7/8 IN. LG MS90725-33 (96906) | AC | E | | | | | * | | 21 |
| 20 | | BOX, ACCESSORY 13214E1256 (97403) | AC | E | | | | | | | 22 |
| X20 | | NUT, PLAIN, WING: HOLD-DOWN ROD, 3/8-16 THD SIZE MS35425-42 (96906) | AC | E | | | | | | | 23 |
| X20 | | WASHER, LOCK, SPRING: HOLD-DOWN ROD, 3/8-16 SCREW SIZE MS35340-46 (96906) | AC | E | | | | | | | 24 |

| (1) MFR CODE | (2) FEDERAL STOCK NUMBER | DESCRIPTION REF NUMBER & MFR CODE | 4) USABLE ON CODE | (5) UNIT OF MNT | QTY NC N MNT | (6) 15-DAY ORGANIZATIONAL MAINTENANCE ALW | | | | (7) ILLUS- TRATION | |
|--------------------|-----------------------------------|---|----------------------------|--------------------------|-----------------------|---|------|-------|--------|--------------------------|-------------|
| | | | | | | (a) | (b) | (c) | (d) | a) | (b) |
| | | | | | | 1-5 | 6-20 | 21-50 | 51-100 | FIG. NO. | ITEM NO. |
| X20 | | WASHER, FLAT: HOLD-DOWN ROD, 3/8-16 SCREW SIZE MS27183-14 (96906) | AC | EJ | 8 | | | | | 11 | 3 |
| X20 | | WASHER, LOCK, SPRING: HOLD-DOWN ROD, 3/8-16 SCREW SIZE MS35340-46 (96906) | AC | EA | 1 | | | | | 11 | 11 |
| X20 | | WASHER, FLAT: HOLD-DOWN ROD, 3/8-16 SCREW SIZE MS27183-14 (96906) | AC | EA | 1 | | | | | 11 | 12 |
| X20 | | ROD, HOLD-DOWN: DISTRIBUTION BOX, 9.5 IN. LG 13214E1430-2 (97403) | AC | EA | 1 | | | | | 11 | 13 |
| 0 | 315-844-5831 | WASHER, FLAT: HOLD-DOWN ROD, 3/8-16 THD SIZE MS35425-42 (96906) | AC | EA | 1 | | | | | 11 | 10 |
| 0 | 310-088-1291 | WASHER, LOCK, SPRING: HOLD-DOWN ROD, 3/8-16 SCREW SIZE MS35340-46 (96906) | AC | EA | 1 | | | | | 11 | 11 |
| 0 | 310-088-1291 | WASHER, FLAT: HOLD-DOWN ROD, 3/8-16 SCREW SIZE MS27183-14 (96906) | AC | EA | 1 | | | | | 11 | 12 |
| X20 | | ROD, HOLD-DOWN: DISTRIBUTION BOX, 9.5 IN. LG 13214E1430-2 (97403) | AC | EA | 1 | | | | | 11 | 13 |
| 0 | 315-844-5831 | WASHER, FLAT: HOLD-DOWN ROD, 3/8-16 THD SIZE MS35425-42 (96906) | AC | EA | 8 | | | | | 11 | 14 |
| 0 | 310-088-1291 | WASHER, LOCK, SPRING: HOLD-DOWN ROD, 3/8-16 SCREW SIZE MS35340-46 (96906) | AC | EA | 12 | | | | | 11 | 15 |
| X20 | | WASHER, FLAT: BASE MTG SCREW, 1/4-20 SCREW SIZE MS27183-10 (96906) | AC | EA | 12 | | | | | 11 | 16 |
| 0 | 305-158-5247 | SCREW, MACHINE: BASE MTG, CORROSION RESISTANT STEEL HEAD, 1/4-20 SCREW SIZE, 1 IN. LG MS35190-291 (96906) | AC | EA | 12 | | | | | 11 | 17 |
| 20 | | BASE, DISTRIBUTION BOX 13214E1428 (97403) | A | EA | 1 | | | | | 11 | 18 |
| 20 | | BASE, DISTRIBUTION BOX 13214E1427 (97403) | C | EA | 1 | | | | | 11 | 18 |
| 0 | 310-087-4652 | WASHER, FLAT: BASE MTG SCREW, 3/8-16 SCREW SIZE MS27183-14 (96906) | AC | EA | 2 | | | | | 11 | 1 |
| 0 | 310-080-6004 | WASHER, FLAT: BASE MTG SCREW, 3/8-16 SCREW SIZE MS27183-14 (96906) | AC | EA | 14 | | | | | 11 | 2 |
| 0 | 305-269-3218 | SCREW, CAP, HEXAGON HEAD: BASE MTG, 3/8-16 THD SIZE, 2 1/2 IN. LG MS90725-68 (96906) | AC | EA | 1 | | | | | 11 | 3 |
| X20 | | BASE, CABLE REEL MOUNTING 13214E1424 (97403) | AC | EA | 1 | | | | | 11 | 4 |

| (1) SMB CODE | (2) FEDERAL STOCK NUMBER | (3) DESCRIPTION REF NUMBER & MFR CODE | (4) USABLE ON CODE | (5) MT OF EAS UNIT | Y | (6) S-D- M ORGANIZATIONAL | | | | (7) ILLUS- TRATION | | |
|--------------------|-----------------------------------|---|-----------------------------|--------------------------------|---|------------------------------------|-------------|----------|------------|--------------------------|--------------------|---|
| | | | | | | a) -5 | (b) 6-20 | c) -1 | d) -100 | L NO. | (M) ITEM NO. | |
| | | | | | | | | | | | | |
| 0 | 310-088-1251 | NUT, SELF-LOCKING, HEXAGON; BRACKET MTG SCREW, 1/4-20 SCREW SIZE MS51922-1 (96906) | AC | EA | 4 | * | * | * | | 2 | 5 | |
| X20 | | WASHER, FLAT: BRACKET MTG SCREW, 1/4-20 SCREW SIZE MS27183-10 (96906) | AC | EA | 8 | | | | | | 21 | 6 |
| 0 | 305-225-3840 | SCREW, CAP, HEXAGON HEAD: BRACKET MTG, 1/4-20 THD SIZE, 7/8 IN. LG MS90725-7 (96906) | AC | EA | 4 | * | * | * | | 2 | 7 | |
| X20 | | BRACKET: ELECTRICAL CONNECTOR 13216E7424 (97403) | AC | EA | 2 | | | | | 2 | 8 | |
| 0 | 310-584-7995 | NUT, PLAIN, HEXAGON; COPPER, SILVER GROUNDING WIRE MTG, 3/8-16 THD SIZE MS16203-27 (96906) | C | EA | 1 | * | * | * | | | | |
| 0 | 310-022-8847 | WASHER, LOCK, FLAT: INTERNAL TOOTH, GROUNDING WIRE MTG SCREW, 3/8-16 SCREW SIZE MS35333-110 (96906) | C | EA | 1 | * | * | * | | | | |
| 0 | 310-187-2413 | WASHER, FLAT: ELECTRICAL BRASS, GROUNDING WIRE MTG SCREW, 3/8-16 SCREW SIZE AN961-616T (88044) | C | EA | 1 | * | * | * | | | | 3 |
| 0 | | WIRE, ELECTRICAL: GROUNDING, UNINSULATED COPPER Q0W343TYPEBCLASS1 (81 348) MANUFACTURE FROM: | C | EA | 1 | | | | | | | 4 |
| 0 | 145-395-8799 | WIRE, ELECTRICAL, 18 IN. REQUIRED, | | | | | | | | | | |
| 0 | 940-115-4992 | LUG, TERMINAL, 2 EA, MS20659-110 (96906) | | | | | | | | | | |
| 0 | 310-187-2413 | WASHER, FLAT: ELECTRICAL BRASS, GROUNDING WIRE MTG SCREW, 3/8-16 SCREW SIZE AN961-616T (88044) | C | EA | 1 | * | * | * | | | | 5 |
| 20 | | SCREW, CAP, HEXAGON HEAD: GROUNDING WIRE MTG, 3/8-16 THD SIZE, 1 IN. LG MS35309-369 (96906) | C | EA | 1 | | | | | | | 6 |
| 0 | 310-225-6993 | NUT, SELF-LOCKING, HEXAGON: SWITCH BOX MTG SCREW, 1/2-13 SCREW SIZE MS51922-33 (96906) | C | EA | 4 | * | * | * | | | | 7 |
| 0 | 310-303-5996 | WASHER, FLAT: SWITCH BOX MTG SCREW, 1/2-13 SCREW SIZE MS27183-10 (96906) | C | EA | 1 | | | | | | | 8 |
| 0 | 305-071-1761 | SCREW, CAP, HEXAGON HEAD: SWITCH BOX MTG, 1/2-13 THD SIZE, 1 1/8 IN. LG MS90725-110 (96906) | C | EA | 1 | | | | | | 13 | 9 |
| 20 | | NUT, PLAIN: BRASS, GROUND STRAP MTG SCREW, DISTRIBUTION BOX, 3/8-16 SCREW SIZE FFW836TYPE2STYLE1 (81348) | A | EA | 1 | | | | | | 14 | 1 |
| 0 | 310-584-7995 | NUT, PLAIN, HEXAGON: COPPER ALLOY, GROUND STRAP MTG SCREW, DISTRIBUTION BOX, 3/8-16 SCREW SIZE MS16203-27 (96906) | C | EA | 1 | | | | | | 14 | 1 |
| 0 | 310-913-9774 | WASHER, LOCK, FLAT: EXTERNAL TOOTH, BRASS, GROUND STRAP MTG SCREW, 3/8-16 SCREW SIZE MS35333-91 (96906) | AC | EA | 1 | | | | | | 4 | 2 |
| 20 | | LEAD, ELECTRICAL: GROUND STRAP, 12 1/2 IN. LG MS35915-4 (96906) | A | EA | 1 | | | | | | 14 | 3 |

| (1) SNR CODE | (2) FEDERAL STOCK NUMBER | (3) DESCRIPTION REF NUMBER & MFR CODE | (4) USABLE ON CODE | (5) UNIT OF MEAS | (6) QTY INC IN UMBT | (6) 15-DAY ORGANIZATIONAL MAINTENANCE ALW | | | | (7) ILLUS- TRATION | |
|--------------------|-----------------------------------|--|-----------------------------|---------------------------|---------------------------------|---|------|-------|--------|--------------------------|-------------|
| | | | | | | (a) | (b) | (c) | (d) | (e) | (f) |
| | | | | | | 1-5 | 6-20 | 21-50 | 51-100 | FIG. NO. | ITEM NO. |
| K20 | | SCREW, CAP, HEXAGON HEAD: BRASS, GROUND, STRAP MTG, 3/8-16 THD SIZE, 1 IN. LG MS35309-360 (96906) | AC | EA | 1 | | | | | 14 | 4 |
| K20 | | SCREW, CAP, HEXAGON HEAD: GROUND STRAP MTG, 3/8-16 THD SIZE, 1 1/4 IN. LG MS35309-362 (96906) | C | EA | 1 | | | | | 14 | 4 |
| K20 | | STUD, GROUNDING: GROUND STRAP MTG 13214E1223 (97403) | BD | EA | 2 | | | | | 14 | 4 |
| 0 | 5310-087-4652 | NUT, SELF-LOCKING, HEXAGON: BRACKET MTG SCREW, 3/8-16 SCREW SIZE MS51922-17 (96906) | AC | EA | 4 | • | • | • | • | 14 | 5 |
| 0 | 5310-080-6004 | WASHER, FLAT: BRACKET MTG SCREW, 3/8-16 SCREW SIZE MS27183-14 (96906) | AC | EA | 8 | • | • | • | • | 14 | 6 |
| 0 | 5305-269-3211 | SCREW, CAP, HEXAGON HEAD: BRACKET MTG, 3/8-16 THD SIZE, 1 IN. LG MS90725-60 (96906) | A | EA | 2 | • | • | • | • | 14 | 7 |
| 0 | 5305-269-3212 | SCREW, CAP, HEXAGON HEAD: BRACKET MTG, 3/8-16 THD SIZE, 1 1/8 IN. LG MS90725-61 (96906) | C | EA | 2 | • | • | • | • | 14 | 7 |
| 20 | | BRACKET, SUPPORT: DISTRIBUTION BOX 13214E1422 (97403) | AC | EA | 2 | | | | | 14 | 8 |
| 0 | 5310-087-4652 | NUT, SELF-LOCKING, HEXAGON: BRACKET MTG SCREW, 3/8-16 SCREW SIZE MS51922-17 (96906) | AC | EA | 4 | • | • | • | • | 14 | 9 |
| 0 | 5310-080-6004 | WASHER, FLAT: BRACKET MTG SCREW, 3/8-16 SCREW SIZE MS27183-14 (96906) | AC | EA | 8 | • | • | • | • | 14 | 10 |
| 0 | 5305-269-3211 | SCREW, CAP, HEXAGON HEAD: BRACKET MTG, 3/8-16 THD SIZE, 1 IN. LG MS90725-60 (96906) | AC | EA | 4 | • | • | • | • | 14 | 11 |
| K20 | | BRACKET, SUPPORT: DISTRIBUTOR BOX 13214E1422 (97403) | AC | EA | 2 | | | | | 14 | 12 |
| 0 | 5310-087-4652 | NUT, SELF-LOCKING, HEXAGON: BRACE MTG SCREW, 3/8-16 SCREW SIZE MS51922-17 (96906) | AC | EA | 2 | • | • | • | • | 14 | 13 |
| 0 | 5310-080-6004 | WASHER, FLAT: BRACE MTG SCREW, 3/8-16 SCREW SIZE MS27183-14 (96906) | AC | EA | 4 | • | • | • | • | 14 | 14 |
| 0 | 5305-269-3218 | SCREW, CAP, HEXAGON HEAD: BRACE MTG, 3/8-16 THD SIZE, 2 1/2 IN. LG MS50725-66 (96906) | AC | EA | 2 | • | • | • | • | 14 | 15 |
| 0 | 5310-087-4652 | NUT, SELF-LOCKING, HEXAGON: BRACE MTG SCREW, 3/8-16 SCREW SIZE MS51922-17 (96906) | AC | EA | 2 | • | • | • | • | 14 | 16 |
| 0 | 5310-080-6004 | WASHER, FLAT: BRACE MTG SCREW, 3/8-16 SCREW SIZE MS27183-14 (96906) | AC | EA | 4 | • | • | • | • | 14 | 17 |
| 0 | 5305-269-3218 | SCREW, CAP, HEXAGON HEAD: BRACE MTG, 3/8-16 THD SIZE, 2 1/2 IN. LG MS90725-66 (96906) | AC | EA | 2 | • | • | • | • | 14 | 15 |
| K20 | | BRACE: DIM A 38, 40, OUTSIDE, DISTRIBUTION BOX 13214E1423-2 (97403) | AC | EA | 2 | | | | | 14 | 19 |
| 0 | 5310-087-4652 | NUT, SELF-LOCKING, HEXAGON: BRACKET MTG SCREW, 3/8-16 SCREW SIZE MS51922-17 (96906) | AC | EA | 4 | • | • | • | • | 14 | 20 |

| (1) PDR CODE | (2) FEDERAL STOCK NUMBER | DESCRIPTION REF NUMBER & MFR CODE | USABLE ON CODE | (6) DAY ORGANIZATIONAL MAINTENANCE ALW | | | | (7) ILLU- STRATION | |
|--------------------|-----------------------------------|---|----------------------|--|-----|-----|-----|--------------------------|--------------------|
| | | | | (a) | (b) | (c) | (d) | (e) | (f) |
| | | | | 5 | 20 | 1-5 | 100 | 1 | (b) ITEM NO. |
| P O | 5310-080-600 | WASHER, FLAT; BRACKET MTG SCREW, 3/8-16 SCREW SIZE MS27183-14 (96906) | AC | 8 | * | * | * | 4 | 21 |
| P O | 5305-269-321 | SCREW, CAP, HEXAGON HEAD: BRACKET MTG, 3/8-16 THD SIZE, 1 IN. LG MS90725-60 (96906) | AC | 4 | * | * | * | 4 | 22 |
| X20 | | BRACKET, SUPPORT; DISTRIBUTION BOX 13214E1422 (97401) | AC | 2 | | | | 4 | 3 |
| P O | 5310-087-465 | NUT, SELF-LOCKING, HEXAGON: BRACKET MTG SCREW, 3/8-16 SCREW SIZE MS51922-17 (96906) | AC | 4 | * | * | * | 4 | 4 |
| P O | 5310-080-600 | WASHER, FLAT; BRACKET MTG SCREW, 3/8-16 SCREW SIZE MS27183-14 (96906) | AC | 8 | * | * | * | 4 | 5 |
| P O | 5305-269-321 | SCREW, CAP, HEXAGON HEAD: BRACKET MTG, 3/8-16 THD SIZE, 1 1/8 IN. LG MS90725-60 (96906) | A | 2 | * | * | * | 4 | 16 |
| P O | 5305-269-321 | SCREW, CAP, HEXAGON HEAD: BRACKET MTG, 3/8-16 THD SIZE, 1 1/8 IN. LG MS90725-61 (96906) | C | 2 | * | * | * | 4 | 16 |
| X20 | | BRACKET, SUPPORT; DISTRIBUTION BOX 13214E1422 (97403) | A | 1 | | | | 4 | 27 |
| X20 | | BRACKET, SUPPORT; DISTRIBUTION BOX 13216E7542 (97403) | C | 1 | | | | 4 | 27 |
| P O | 5310-087-465 | NUT, SELF-LOCKING, HEXAGON: BRAC MTG SCREW, 3/8-16 SCREW SIZE MS51922-17 (96906) | AC | 2 | * | * | * | 4 | 28 |
| P O | 5310-080-600 | WASHER, FLAT; BRACE MTG SCREW, 3/8-16 SCREW SIZE MS27183-14 (96906) | AC | 1 | * | * | * | 4 | 29 |
| P O | 5305-269-321 | SCREW, CAP, HEXAGON HEAD: BRACE MTG, 3/8-16 THD SIZE, 2 1/2 IN. LG MS90725-68 (96906) | AC | | * | * | * | 1 | 30 |
| P O | 5310-087-465 | NUT, SELF-LOCKING, HEXAGON: BRACE MTG SCREW, 3/8-16 SCREW SIZE MS51922-17 (96906) | AC | | * | * | * | 1 | 31 |
| P O | 5310-080-600 | WASHER, FLAT; BRACE MTG SCREW, 3/8-16 SCREW SIZE MS27183-14 (96906) | AC | 1 | * | * | * | 1 | 32 |
| P O | 5305-269-321 | SCREW, CAP, HEXAGON HEAD: BRACE MS90725-68 (96906) | AC | EA | * | * | * | 1 | 33 |
| X20 | | BRACE: DIM A 37, 60, INSIDE, DISTRIBUTION BOX 13214E1423-1 (97403) | AC | | | | | 1 | 34 |
| P O | 5310-087-465 | NUT, SELF-LOCKING, HEXAGON: BASE MTG SCREW, 3/8-16 THD SIZE MS51922-17 (96906) | AC | | * | * | * | 1 | 35 |
| P O | 5310-080-600 | WASHER, FLAT: BASE MTG SCREW, 3/8-16 SCREW SIZE MS27183-14 (96906) | AC | | * | * | * | 1 | 36 |
| P O | 5305-269-321 | SCREW, CAP, HEXAGON HEAD: BASE MTG SCREW, 3/8-16 THD SIZE, 1 IN. LG MS90725-60 (96906) | A | EA | * | * | * | 1 | 37 |
| P O | 5305-269-321 | SCREW, CAP, HEXAGON HEAD: BASE MTG, 3/8-16 THD SIZE, 1 1/4 IN. LG MS90725-62 (96906) | C | EA | * | * | * | 1 | 37 |

| (1) SUP CODE | (2) FEDERAL STOCK NUMBER | (3) DESCRIPTION REF NUMBER & MFR CODE | (4) USABLE ON CODE | (5) UNIT OF MEAS | (6) QTY INC IN UNIT | (6) 15-DAY ORGANIZATIONAL MAINTENANCE ALW | | | | (7) ILLUS- TRATION | |
|--------------------|-----------------------------------|--|-----------------------------|---------------------------|---------------------------------|---|------|-------|--------|--------------------------|-------------|
| | | | | | | (a) | (b) | (c) | (d) | (a) | (b) |
| | | | | | | 1-5 | 6-20 | 21-50 | 51-100 | FIG. NO. | ITEM NO. |
| P O | 5310-087-4652 | NUT, SELF-LOCKING, HEXAGON: BASE MTG SCREW, 3/8-16 THD SIZE MS91922-17 (96906) | AC | EA | 5 | * | * | * | * | 14 | 38 |
| P O | 5310-080-6004 | WASHER, FLAT: BASE MTG SCREW, 3/8-16 SCREW SIZE MS27183-14 (96906) | AC | EA | 10 | * | * | * | * | 14 | 39 |
| P O | 5305-269-3212 | SCREW, CAP, HEXAGON HEAD: BASE MTG, 3/8-16 SCREW SIZE MS90725-61 (96906) | AC | EA | 5 | * | * | * | * | 14 | 40 |
| X20 | | BASE, DISTRIBUTION BOX MOUNTING 13214E1421 (97403) | A | EA | 1 | | | | | 14 | 41 |
| X20 | | BASE, DISTRIBUTION BOX MOUNTING 13216E7537 (97403) | C | | 1 | | | | | 14 | 41 |
| X20 | | HOLD-DOWN, REEL: 16.36 IN. LG 13214E1426-1 (97403) | AC | FA | 2 | | | | | 15 | 1 |
| X20 | | HOLD-DOWN, REEL: 23 7/8 IN. LG 13214E1426-2 (97403) | BD | EA | 12 | | | | | 15 | 1 |
| X20 | | CABLE ASSEMBLY, POWER: DISTRIBUTION BOX 13214E1433-1 (97403) | A | EA | 1 | | | | | 15 | 2 |
| X20 | | CABLE ASSEMBLY, POWER: DISTRIBUTION BOX 13216E7429 (97403) | A | EA | 2 | | | | | 15 | 2 |
| P O | 6150-949-0451 | CABLE ASSEMBLY: BRANCH ELECTRICAL POWER, DISTRIBUTOR BOX 13214E1433-3 (97403) | B | EA | 1 | * | * | * | * | 15 | 2 |
| P O | 6115-484-3466 | CABLE ASSEMBLY, POWER: DISTRIBUTION BOX, 138 IN. LG 13216E7546-1 (97403) | C | EA | 1 | * | * | * | * | 15 | 2 |
| X20 | | CABLE ASSEMBLY: BRANCH ELECTRICAL POWER, DISTRIBUTOR BOX 13216E7546-3 (97403) | D | EA | 1 | | | | | 15 | 2 |
| X20 | | ADAPTER, POWER CABLE 13214E7478 (97403) | D | EA | 1 | | | | | 15 | 3 |
| X20 | | REEL: CABLE 13214E1425 (97403) | | EA | 36 | | | | | 15 | 4 |
| P O | 5310-087-4652 | NUT, SELF-LOCKING: ACCESSORY BOX MTG SCREW, 3/8-16 SCREW SIZE MS91922-17 (96906) | BD | EA | 12 | * | * | * | * | 16 | 1 |
| P O | 5310-080-6004 | WASHER, FLAT: ACCESSORY BOX MTG SCREW, 3/8-16 SCREW SIZE MS27183-14 (96906) | BD | EA | 24 | * | * | * | * | 16 | 2 |
| P O | 5305-269-4511 | SCREW, CAP, HEXAGON HEAD: ACCESSORY BOX MTG, 3/8-16 THD SIZE, 1 3/8 IN. LG MS90725-63 (96906) | BD | EA | 12 | * | * | * | * | 16 | 3 |
| X20 | | BOX, ACCESSORY 13214E1453 (97403) | BD | EA | 2 | | | | | 16 | 4 |
| X20 | | SPREADER, SLING 13214E1459 (97403) | BD | EA | 2 | | | | | 16 | 5 |
| P O | 5310-088-1251 | NUT, SELF-LOCKING, HEXAGON: CLAMP MTG SCREW, 1/4-20 SCREW SIZE MS91922-1 (96906) | AB | EA | 8 | * | * | * | * | 16 | 6 |
| X20 | | WASHER, FLAT: CLAMP MTG SCREW, 1/4-20 SCREW SIZE MS27183-10 (96906) | AB | EA | 16 | | | | | 16 | 7 |
| P O | 5305-958-5247 | SCREW, MACHINE: CLAMP MTG, 1/4-20 THD SIZE, 1 IN. LG MS35190-291 (96906) | A | EA | 4 | * | * | * | * | 16 | 8 |

| (1) SMR CODE | (2) FEDERAL STOCK NUMBER | (3) DESCRIPTION IEF NUMBER & MFR CODE | USABLE ON CODE | IT F MEAS | (5) QTY INC IN UNIT | (6) 15-DAY ORGANIZATIONAL MAINTENANCE ALW | | | | (7) ILLUS- TRATION | |
|--------------------|-----------------------------------|--|----------------------|-----------------|---------------------------------|---|------|-------|--------|--------------------------|--------------------|
| | | | | | | (a) | (b) | (c) | (d) | (8) | (9) ITEM NO. |
| | | | | | | 1-5 | 6-20 | 21-50 | 51-100 | | |
| P O | 5305-958-5246 | SCREW, MACHINE: CLAMP MTG, 1/4-20 THD SIZE, 3/4 IN. LG MS35190-289 (96906) | B | EA | 4 | * | * | * | * | 5 | 8 |
| X20 | | CLAMP, GROUND ROD 13212E3617-1 (97403) | AB | EA | 4 | | | | | 6 | 9 |
| X20 | | LADDER 13205E1449 (97403) | BD | EA | 2 | | | | | 6 | 10 |
| X20 | | NUT, PLAIN, WING: HOLD-DOWN ROD, 3/8-16 THD SIZE MS3525-42 (96906) | BD | EA | 16 | | | | | 7 | 1 |
| X20 | | WASHER, LOCK, SPRING: HOLD-DOWN ROD, 3/8-16 SCREW SIZE MS35340-46 (96906) | BD | EA | 16 | | | | | 7 | 2 |
| X20 | | WASHER, FLAT: HOLD-DOWN ROD, 3/8-16 SCREW SIZE MS27183-14 (96906) | BD | EA | 16 | | | | | 7 | 3 |
| X20 | | FRAME, DISTRIBUTION BOX 13214E1431 (97403) | BD | EA | 4 | | | | | 7 | 4 |
| X20 | | BASE, DISTRIBUTION BOX 13214E1456 (97403) | BD | EA | 8 | | | | | 7 | 5 |
| P O | 5315-844-5831 | PIN, SPRING: TUBULAR HOLD-DOWN ROD, 3/8 IN. DIA, 1 IN. LG MS16562-77 (96906) | BD | EA | 16 | | * | * | * | 7 | 6 |
| X20 | | ROD, HOLD-DOWN: FIRST BOX, PORTABLE DISTRIBUTION 13214E1430-4 (97403) | BD | EA | 16 | | | | | 7 | 7 |
| P O | 5310-086-1251 | NUT, SELF-LOCKING: BASE MTG SCREW, 1/4-20 SCREW SIZE MS31922-1 (96906) | BD | EA | 16 | * | * | * | * | 17 | 8 |
| X20 | | WASHER, FLAT: BASE MTG SCREW, 1/4-20 SCREW SIZE MS27183-10 (96906) | BD | EA | 16 | | | | | 17 | 9 |
| P O | 5305-958-5246 | SCREW, MACHINE: BASE MTG, 1/4-20 THD SIZE, 2 IN. LG MS35190-291 (96906) | BD | EA | 16 | * | * | * | * | 17 | 10 |
| X20 | | BASE, DISTRIBUTION BOX 13214E1457 (97403) | BD | EA | 4 | | | | | 17 | 11 |
| P O | 5306-933-0594 | BOLT, HOOK, TURNBUCKLE: ACCESSORY BOX, 5/16-18 THD SIZE, 4 1/2 IN. LG MS27953-4 (96906) | BD | EA | 4 | * | * | * | * | 18 | 1 |
| X20 | | BODY, TURNBUCKLE: ACCESSORY BOX MS27953-2 (96906) | BD | EA | 4 | | | | | 18 | 2 |
| P O | 5310-959-7604 | NUT, SELF-LOCKING: U-BOLT MTG, 1/4-20 SCREW SIZE MS31922-5 (96906) | BD | EA | 8 | * | * | * | * | 18 | 3 |
| X20 | | WASHER, FLAT: U-BOLT MTG, 1/4-20 SCREW SIZE MS27183-10 (96906) | BD | EA | 8 | | | | | 18 | 4 |
| P O | 5306-993-3611 | BOLT, U: TURNBUCKLE, CADMIUM PLATED MS3104-5-8 (80205) | BD | EA | 4 | * | * | * | * | 11 | 5 |
| P O | 5306-990-8791 | BOLT, EYE, TURNBUCKLE MS27950-3 (96906) | BD | EA | 4 | * | * | * | * | 11 | 6 |
| X20 | | BOX, ACCESSORY 13214E1455 (97403) | BD | EA | 2 | | | | | 11 | 7 |
| P O | 5310-087-465 | NUT, SELF-LOCKING, HEXAGON: BRACKET MTG SCREW, 3/8-16 SCREW SIZE MS31922-17 (96906) | BD | EA | 8 | * | * | * | * | 11 | 8 |

| (1) MFR CODE | (2) FEDERAL STOCK NUMBER | (3) DESCRIPTION REF NUMBER & MFR CODE | (4) USABLE ON CODE | (5) UNIT OF MEAS | (6) QTY INC IN UNIT | (6) 15-DAY ORGANIZATIONAL MAINTENANCE ALW | | | | (7) ILLUS- TRATION | |
|--------------------|-----------------------------------|---|-----------------------------|---------------------------|---------------------------------|---|------|-------|--------|--------------------------|-------------|
| | | | | | | (a) | (b) | (c) | (d) | (a) | (b) |
| | | | | | | 1-5 | 6-20 | 21-50 | 51-100 | FIG. NO. | ITEM NO. |
| P O | 531 0-080-6004 | WASHER, FLAT: BRACKET MTG SCREW, 3/8-16 SCREW SIZE MS27183-14 (96906) | BD | EA | 16 | * | * | * | * | 18 | 9 |
| P O | 5310-637-9541 | WASHER, LOCK: BRACKET MTG SCREW, 3/8-16 SCREW SIZE MS35338-46 (96906) | BD | EA | 8 | * | * | * | * | 18 | 10 |
| P O | 5305-269-4511 | SCREW, CAP, HEXAGON HEAD: BRACKET MTG, 3/8-16 THD SIZE, 1 3/8 IN. LG MS90725-63 (96906) | BD | EA | 8 | * | * | * | * | 18 | 11 |
| P O | 5310-087-4652 | NUT, SELF-LOCK ING, HEXAGON: BRACKET MTG SCREW, 3/8-16 SCREW SIZE MS51922-17 (96906) | BD | EA | 8 | * | * | * | * | 18 | 12 |
| P O | 5310-080-6004 | WASHER, FLAT: BRACKET MTG SCREW, 3/8-16 SCREW SIZE MS27183-14 (96906) | BD | EA | 16 | * | * | * | * | 18 | 13 |
| P O | 5305-269-3214 | SCREW, CAP, HEXAGON HEAD: BRACKET MTG, 3/8-16 THD SIZE, 1 1/2 IN. LG MS90725-64 (96906) | BD | - | 8 | * | * | * | * | 18 | 14 |
| (20 | | BRACKET, MOUNTING: PORTABLE ACCESSORY BOX 13214E1458 (97403) | BD | EA | 4 | | | | | 18 | 15 |
| P O | 5310-087-4652 | NUT, SELF-LOCKING, HEXAGON: DISTRIBUTION BOX BRACKET MTG SCREW, 3/8-16 SCREW SIZE MS51922-17 (96906) | BD | EA | 4 | * | * | * | * | 19 | 1 |
| P O | 5310-080-6004 | WASHER, FLAT: DISTRIBUTION BOX BRACKET MTG SCREW, 3/8-16 SCREW SIZE MS27183-14 (96906) | BD | EA | 2 | * | * | * | * | 19 | 2 |
| P O | 5305-269-3211 | SCREW, CAP, HEXAGON HEAD: DISTRIBUTION BOX BRACKET MTG, 3/8-16 THD SIZE, 1 IN. LG MS90725-60 (96906) | BD | EA | 4 | * | * | * | * | 19 | 3 |
| 20 | | BRACKET, DISTRIBUTION BOX 13214E1422 (97403) | BD | EA | 2 | | | | | 19 | 4 |
| O | 5310-087-4652 | NUT, SELF-LOCK ING, HEXAGON: DI STRIBUTION BOX BRACKET MTG SCREW, 3/8-16 SCREW SIZE MS51922-17 (96906) | BD | EA | 4 | * | * | * | * | 19 | 5 |
| O | 5310-080-6004 | WASHER, FLAT: DI STRIBUTION BOX BRACKET MTG SCREW, 3/8-16 SCREW SIZE MS27183-14 (96906) | BD | EA | 2 | * | * | * | * | 19 | 6 |
| O | 5305-269-3211 | SCREW, CAP, HEXAGON HEAD: DISTRIBUTION BOX BRACKET MTG, 3/8-16 THD SIZE, 1 IN. LG MS90725-60 (96906) | BD | EA | 4 | * | * | * | * | 19 | 7 |
| 20 | | BRACKET, DISTRIBUTION BOX 13214E1422 (97403) | BD | EA | 2 | | | | | 19 | 8 |
| O | 5310-087-4652 | NUT, SELF-LOCKING, HEXAGON: DISTRIBUTION BOX BRACE MTG SCREW, 3/8-16 SCREW SIZE MS51922-17 (96906) | BD | EA | 2 | * | * | * | * | 19 | 9 |
| O | 5310-080-6004 | WASHER, FLAT: DISTRIBUTION BOX BRACE MTG SCREW, 3/8-16 SCREW SIZE MS27183-14 (96906) | BD | EA | 4 | * | * | * | * | 19 | 10 |
| O | 5305-269-3218 | SCREW, CAP, HEXAGON HEAD: DISTRIBUTION BOX BRACE MTG, 3/8-16 THD SIZE, 2 1/2 IN. LG MS90725-68 (96906) | BD | EA | 2 | * | * | * | * | 19 | 11 |

| (1) SMR CODE | (2) FEDERAL STOCK NUMBER | (3) DESCRIPTION REF NUMBER & MFR CODE | USABLE OR CODE | (5) QTY INC IN UNIT | (6) 15-DAY ORGANIZATIONAL MAINTENANCE ALW | | | | (7) ILLUS- TRATION | |
|--------------------|-----------------------------------|---|----------------------|---------------------------------|---|-------------|-----|--------|--------------------------|--------------------|
| | | | | | (a) 1-5 | (b) 5-20 | (d) | | (8) Q- G. | (9) ITEM NO. |
| | | | | | | | 10 | 51-100 | | |
| P 0 | 5310-087-4652 | NUT, SELF-LOCKING HEXAGON; DISTRIBUTION BOX BRACE MTG SCREW, 3/8-16 SCREW SIZE MS1922-17 (96906) | BD | EA 2 | * | | | * | 19 | 12 |
| P 0 | 5310-080-6004 | WASHER, FLAT; DISTRIBUTION BOX BRACE MTG SCREW, 3/8-16 SCREW SIZE MS27183-14 (96906) | BD | EA 4 | * | | | * | 19 | 13 |
| P 0 | 5305-269-3218 | SCREW, CAP, HEXAGON HEAD; DISTRIBUTION BOX BRACE MTG, 3/8-16 THD SIZE, 2 1/2 IN. LG MS90725-68 (96906) | BD | EA 2 | * | | | * | 19 | 14 |
| X20 | | RACE, DISTRIBUTION BOX 13214E1423-3 (97403) | B | EA 1 | | | | | 19 | 15 |
| X20 | | RACE, DISTRIBUTION BOX 13216E7555 (97403) | D | EA 1 | | | | | 19 | 15 |
| P 0 | 5310-524-7995 | NUT, PLAIN, HEXAGON; ELECTRICAL LEAD MTG SCREW, 3/8-16 SCREW SIZE MS16203-27 (96906) | BD | EA 2 | * | | | * | 19 | 16 |
| P 0 | 5310-91 3-9776 | WASHER, LOCK; ELECTRICAL LEAD MTG SCREW, 3/8-16 SCREW SIZE MS35335-91 (96906) | BD | EA 1 | * | | | * | 19 | 17 |
| P 0 | 61 40-91 3-5905 | LEAD, ELECTRICAL; DISTRIBUTION BOX GROUNDING, NO. 2 AWG, 12 1/2 IN. LONG MS35915-4 (96906) | D | EA | | | | * | 19 | 18 |
| X20 | | SCREW, CAP, HEXAGON HEAD; ELECTRICAL LEAD MTG, 3/8-16 THD SIZE, 1 1/4 IN. LG MS35309-362 (96906) | BD | EA | | | | * | 19 | 19 |
| P 0 | 5310-087-4652 | NUT, SELF-LOCKING, HEXAGON; DISTRIBUTION BOX MTG SCREW, 3/8-16 SCREW SIZE MS1922-17 (96906) | BD | EA | | | | * | 19 | 20 |
| P 0 | 5310-080-6004 | WASHER, FLAT; DISTRIBUTION BOX MTG SCREW, 3/8-16 SCREW SIZE MS27183-14 (96906) | BD | EA 1 | | | | * | 19 | 21 |
| P 0 | 5305-269-3211 | SCREW, CAP, HEXAGON HEAD; DISTRIBUTION BOX MTG, 3/8-16 THD SIZE, 1 IN. LG MS90725-60 (96906) | B | EA | | | | * | 19 | 22 |
| P 0 | 5305-269-3212 | SCREW, CAP, HEXAGON HEAD; DISTRIBUTION BOX MTG, 3/8-16 THD SIZE, 1 1/8 IN. LG MS90725-61 (96906) | D | EA | | | | * | 19 | 22 |
| P 0 | 5310-087-4652 | NUT, SELF-LOCKING, HEXAGON; BASE MTG SCREW, 3/8-16 SCREW SIZE MS1922-17 (96906) | BD | EA 1 | | | | * | 19 | 23 |
| P 0 | 5310-080-6004 | WASHER, FLAT; BASE MTG SCREW, 3/8-16 SCREW SIZE MS27183-14 (96906) | BD | EA 1 | | | | * | 19 | 24 |
| P 0 | 5305-269-3213 | SCREW, CAP, HEXAGON; BASE MTG, 3/8-16 THD SIZE, 1 1/4 IN. LG MS90725-62 (96906) | B | EA | | | | * | 19 | 25 |
| P 0 | 5305-269-451 1 | SCREW, CAP, HEXAGON HEAD; BASE MTG, 3/8-16 THD SIZE, 1 3/8 IN. LG MS90725-63 (96906) | D | EA 5 | | | | * | 19 | 25 |
| X20 | | BASE, DISTRIBUTION BOX 13214E1423 (97403) | B | EA 1 | | | | | 19 | 26 |
| X20 | | BASE, DISTRIBUTION BOX 13216E7555 (97403) | D | EA 1 | | | | | 19 | 26 |

| (1) MFR CODE | (2) FEDERAL STOCK NUMBER | (3) DESCRIPTION REF NUMBER & MFR CODE | (4) USABLE ON CODE | (5) UNIT OF MEAS | (6) QTY INC IN UNIT | (8) 15-DAY ORGANIZATIONAL MAINTENANCE ALW | | | | (7) ILLUS- TRATION | |
|--------------------|-----------------------------------|--|-----------------------------|---------------------------|---------------------------------|---|------|-------|--------|--------------------------|-------------|
| | | | | | | (a) | (b) | (c) | (d) | (a) | (b) |
| | | | | | | 1-3 | 6-20 | 21-30 | 31-100 | FIG. NO. | ITEM NO. |
| | | GROUP 06 - DISTRIBUTION BOXES | | | | | | | | | |
| 0 | 6210-067-8368 | LENS, INDICATOR LIGHT, PANEL MILL3661-19STYLELCL19CD1 (81349) | | EA | 9 | • | 2 | 2 | 4 | 20 | 3 |
| 0 | 6240-223-9105 | LAMP, GLOW; INDICATOR LIGHT, 90V DC, 67V AC MILL15098TYPEPE51 (81349) | | EA | 9 | 2 | 4 | 4 | 8 | 20 | 4 |
| 0 | 5310-761-6882 | NUT, PLAIN, HEXAGON; WELDLESS CHAIN MTG SCREW, NO. 14-20 THD SIZE MS51967-2 (96906) | | EA | 4 | • | • | • | • | 20 | 7 |
| 0 | 5310-582-5965 | WASHER, LOCK, SPLIT; WELDLESS CHAIN MTG SCREW, 1/4-20 SCREW SIZE MS35338-44 (96906) | | EA | 4 | • | • | • | • | 20 | 8 |
| X20 | | WASHER, FLAT; WELDLESS CHAIN MTG SCREW, 1/4-20 SCREW SIZE MS27183-10 (96906) | | EA | 4 | | | | | 20 | 9 |
| 0 | 5305-988-1723 | SCREW, MACHINE, PAN HEAD; WELDLESS CHAIN MTG, 1/4-20 THD SIZE, 1/2 IN. LG MS35206-279 (96906) | AB | EA | 4 | • | • | • | • | 20 | 10 |
| 0 | 5305-988-1724 | SCREW, MACHINE, PAN HEAD; WELDLESS CHAIN MTG, 1/4-20 THD SIZE, 5 1/8 IN. LG MS35206-280 (96906) | CD | EA | 4 | • | • | • | • | 20 | 10 |
| 10 | | HOOK, CHAIN; WELDLESS CHAIN, STAINLESS STEEL, 105 IN. LG, 15/16 IN. DIA MS87006-13 (96906) | | EA | 4 | | | | | 20 | 11 |
| 10 | | INSULATION, FLECKING; WELDLESS CHAIN MIL1-7444TYPE1CLASS2 (81349) | | EA | 2 | | | | | 20 | 12 |
| 10 | | CHAIN, WELDLESS; DISTRIBUTION BOX PANEL MTG, NO. 8, 20 IN. LG RRC271TYPE2CLASS3 (81348) | | EA | 2 | | | | | 20 | 13 |
| 0 | | PLATE, INFORMATION; DISTRIBUTION BOX, 200 AMPS, 120/240V AC 13214E1 337-197(03) | | EA | 1 | | | | | 20 | 19 |
| 0 | 5305-055-0962 | SCREW, TAPPING, THREAD; PLATE MTG, NO. 2-56 THD SIZE, 1/4 IN. LG MS24629-3 (96906) | | EA | 2 | • | • | • | • | 20 | 20 |
| 0 | 5310-067-0057 | WASHER, FLAT; PLATE MOUNTING SCREW, NO. 2-56 SCREW SIZE MS27183-2 (96906) | | EA | 2 | • | • | • | • | 20 | 21 |
| 0 | 5315-229-1480 | PIN, COTTER; COVER ARM, 5/64 IN. DIA, 1/2 IN. LG MS24665-208 (96906) | | EA | 1 | • | • | • | • | 20 | 22 |
| 0 | | ARM, COVER; DISTRIBUTION BOX 13214E138 (97403) | | EA | 1 | | | | | 20 | 23 |
| 0 | | COVER, PROTECTIVE; RECEPTACLE, SIZE 32, TYPE 8 M817349C328 (96906) | AB | EA | 9 | | | | | 20 | 24 |
| 0 | 5305-055-0962 | SCREW, TAPPING, THREAD; DESIGNATION PLATE MTG, NO. 2-56 THD SIZE, 1/4 IN. LG MS24629-3 (96906) | | EA | 36 | • | • | • | • | 20 | 30 |
| 0 | 5310-067-0057 | WASHER, FLAT; DESIGNATION PLATE MTG SCREW, NO. 2-56 SCREW SIZE MS27183-2 (96906) | | EA | 36 | • | • | • | • | 20 | 31 |
| 0 | | PLATE, DESIGNATION; FIG 1, PHASE A 13214E1375-1 (97403) | | EA | 1 | | | | | 20 | 32 |

| (1) MFR CODE | (2) FEDERAL STOCK NUMBER | (3) DESCRIPTION REF NUMBER & MFR CODE | (4) UNIT OF MEAS USABLE ON CODE | (5) QTY INC IN UNIT | (6) 15-DAY ORGANIZATIONAL MAINTENANCE ALW | | | | (7) ILLUS- TRATION | |
|--------------------|-----------------------------------|---|---|---------------------------------|---|------|-------|--------|--------------------------|-------------|
| | | | | | (a) | (b) | (c) | (d) | (a) | (b) |
| | | | | | 1-5 | 6-20 | 21-50 | 51-100 | FIG. NO. | ITEM NO. |
| K20 | | PLATE, DESIGNATION: FIG 2, PHASE B 13214E1375-2 (97403) | | EA 1 | | | | | 20 | 33 |
| K20 | | PLATE, DESIGNATION: FIG 3, PHASE C 13214E1375-3 (97403) | | EA 1 | | | | | 20 | 34 |
| K20 | | PLATE, DESIGNATION: FIG 4, PHASE A 13214E1375-4 (97403) | | EA 1 | | | | | 20 | 35 |
| K20 | | PLATE, DESIGNATION: FIG 5, PHASE B 13214E1375-5 (97403) | | EA 1 | | | | | 20 | 36 |
| K20 | | PLATE, DESIGNATION: FIG 6, PHASE C 13214E1375-6 (97403) | | EA 1 | | | | | 20 | 37 |
| K20 | | PLATE, DESIGNATION: FIG 7, PHASE A 13214E1375-7 (97403) | | EA 1 | | | | | 20 | 38 |
| K20 | | PLATE, DESIGNATION: FIG 8, PHASE B 13214E1375-8 (97403) | | EA 1 | | | | | 20 | 39 |
| K20 | | PLATE, DESIGNATION: FIG 9, PHASE C 13214E1375-9 (97403) | | EA 1 | | | | | 20 | 40 |
| P O | 5985-401-6739 | CIRCUIT BREAKER 13216E7469 (97403) | | EA 9 | * | * | * | * | 21 | 1 |
| K20 | | COVER, REAR 13214E1383 (97403) | AB | EA 1 | | | | | 22 | 1 |
| K20 | | COVER WITH FASTENERS, REAR: DISTRIBUTION BOX 13216E7533 (97403) | CD | EA 1 | | | | | 22 | 1 |
| K20 | | BOX, DISTRIBUTION, PORTABLE 13214E1332 (97403) | | EA 16 | | | | | 24 | |
| P O | 5305-988-1724 | SCREW, MACHINE, PAN HEAD: PANEL MTG, 1/4-20 THD SIZE, 5/8 IN. LG MS35206-280 (96906) | | EA 8 | * | * | * | * | 24 | 1 |
| P O | 5310-54-9965 | WASHER, LOCK: PANEL MTG SCREW, 1/4-20 SCREW SIZE MS35338-44 (96906) | | EA 8 | * | * | * | * | 24 | 2 |
| K20 | | WASHER, FLAT: PANEL MTG SCREW, 1/4-20 SCREW SIZE MS27183-10 (96906) | | EA 8 | | | | | 24 | 3 |
| K20 | | PANEL, FACE: DISTRIBUTION BOX 13214E1335 (97403) | | EA 1 | | | | | 24 | 4 |
| K20 | | SCREW, CAP, HEXAGON HEAD: BRACKET AND HANDLE MTG, NO. 10-32 THD SIZE, 7/8 IN. LG 10-32 THD FF385TYPE2STYLE10 (81348) | | EA 4 | | | | | 24 | 5 |
| P O | 5310-261-8278 | WASHER, LOCK: BRACKET AND HANDLE MTG SCREW, NO. 10-32 SCREW SIZE MS35338-100 (96906) | | EA 4 | * | * | * | * | 24 | 6 |
| P O | 5310-045-5207 | WASHER, FLAT: BRACKET AND HANDLE MTG SCREW, BRASS, NO. 10-32 SCREW SIZE MS19795-908 (96906) | | EA 4 | * | * | * | * | 24 | 7 |
| K20 | | HANDLE, BOW: PANEL, NO. 10-32 THD SIZE, 3.31 IN. LG MS39087-6 (96906) | | EA 2 | | | | | 24 | 8 |
| K20 | | NUT, FLAT, HEXAGON: POWER PANEL MTG SCREW, NO. 10-32 THD SIZE MS35650-302 (96906) | | EA 4 | | | | | 24 | 9 |
| K20 | | WASHER, LOCK, SPRING: POWER PANEL MTG SCREW, NO. 10-32 SCREW SIZE MS35338-43 (96906) | | EA 4 | | | | | 24 | 10 |
| K20 | | BRACKET: POWER PANEL MTG 13214E1336 (97403) | | EA 2 | | | | | 24 | 11 |

| (1) SMB CODE | (2) FEDERAL STOCK NUMBER | (3) DESCRIPTION REF NUMBER & MFR CODE | (4) USABLE ON CODE | (5) UNIT OF MEAS | (6) 15-DAY ORGANIZATIONAL MAINTENANCE ALW | (7) ILLUS- TRATION | | | | | |
|--------------------|-----------------------------------|---|-----------------------------|---------------------------|---|--------------------------|-----|-----|-----|--------------------|--------------------|
| | | | | | | (6) | | | | (a) | (b) |
| | | | | | | (a) | (b) | (c) | (d) | (a) FIG. NO. | (b) ITEM NO. |
| 0 | 5310-809-8546 | WASHER, FLAT: POWER PANEL MTG SCREW, NO. 10-32 SCREW SIZE MS27183-6 (96906) | | EA | 2 | • | • | • | • | 24 | 12 |
| 20 | | SCREW, CAP, HEXAGON HEAD: POWER PANEL MTG, NO. 10-32 THD SIZE, 7/8 IN. LG FF565TYPE25TYL10 (61346) | | EA | 4 | | • | | | 24 | 13 |
| 20 | | PANEL, POWER: DISTRIBUTION BOX 13214E1474 (97403) | | EA | 1 | | | | | 24 | 14 |
| 0 | 5925-810-4611 | CIRCUIT BREAKER: DISTRIBUTION BOX 13214E1475 (97403) | | EA | 6 | • | • | 2 | 2 | 24 | 15 |
| 20 | | LENS, INDICATOR LIGHT MILL3661-19TYPELC19CD1 (61349) | | EA | 6 | | | | | 24 | 16 |
| 0 | 6240-223-9105 | LAMP, GLOW: INDICATOR LIGHT 50V DC, 65V AC MILL1596TY:ENE51 (61349) | | EA | 6 | RLF | RLF | RLF | RLF | 24 | 17 |
| 20 | | HOUSING, INDICATOR LIGHT MILL3661-9TYPELM77-1 (61349) | | EA | 6 | | | | | 24 | 18 |
| 20 | | STRAP, CABLE: ELECTRICAL WIRING, 1 3/4 IN. W MS17521-1-9 (96906) (AS REQUIRED) | | FT | | | | | | 24 | 19 |
| 0 | 5310-934-9757 | NUT, PLAIN, HEXAGON HEAD: RECEPTACLE CONNECTOR MTG SCREW, NO. 8-32 THD SIZE MS35649-222 (96906) | | EA | 12 | • | • | • | • | 24 | 20 |
| 0 | 5310-045-3299 | WASHER, LOCK, SPRING: RECEPTACLE CONNECTOR MTG SCREW, NO. 8-32 SCREW SIZE MS35338-42 (96906) | | EA | 12 | • | • | • | • | 24 | 21 |
| 0 | 5935-823-0910 | CONNECTOR, RECEPTACLE, ELECTR IC: FACE PANEL WC596STYLED3 (61348) | | EA | 6 | • | • | • | 2 | 24 | 22 |
| 0 | 5310-809-8549 | WASHER, FLAT: RECEPTACLE CONNECTOR MTG SCREW, NO. 8-32 SCREW SIZE MS27183-7 (96906) | | EA | 12 | • | • | • | • | 24 | 23 |
| 0 | 5305-984-6194 | SCREW, MACHINE, PAN HEAD: RECEPTACLE CONNECTOR MTG, NO. 8-32 THD SIZE, 5/8 IN. LG MS4426-246 (96906) | | EA | 12 | • | • | • | • | 24 | 24 |
| 10 | | HOOK, CHAIN: WELDLESS CHAIN MS87006-3 (96906) | | EA | 2 | | | | | 24 | 25 |
| 10 | | CHAIN, WELDLESS: QUICK RELEASE PIN RRC271TYPE2CLASS3 (61348) | | EA | 2 | | | | | 24 | 26 |
| 10 | | PIN, QUICK RELEASE: DISTRIBUTION BOX MS17984C303C (96906) | | EA | 2 | | | | | 24 | 27 |
| 0 | 5310-934-9751 | NUT, PLAIN, HEXAGON: GROUND TERMINAL MTG SCREW, NO. 10-32 THD SIZE MS35650-302 (96906) | | EA | 1 | • | • | • | • | 24 | 28 |
| 0 | 5310-576-5752 | WASHER, LOCK: GROUND TERMINAL MTG SCREW, NO. 10-32 SCREW SIZE MS35333-39 (96906) | | EA | 1 | • | • | • | • | 24 | 29 |
| 0 | 5310-809-8546 | WASHER, FLAT: GROUND TERMINAL MTG SCREW, NO. 10-32 SCREW SIZE MS27183-8 (96906) | | EA | 1 | • | • | • | • | 24 | 30 |
| 20 | | TERMINAL, LUG: FACE PANEL RECEPTACLE CONNECTOR GROUND, NO. 16-14 WIRE, NO. 10 STD MS20659-104 (96906) | | EA | 1 | | | | | 24 | 31 |

| (1) SNR CODE | (2) FEDERAL STOCK NUMBER | (3) DESCRIPTION REF NUMBER & MFR CODE | (4) USABLE ON CODE | (5) UNIT OF MEAS | (6) QTY INC IN UNIT | (6) 15-DAY ORGANIZATIONAL MAINTENANCE ALW | | | | (7) ILLUS- TRATION | |
|--------------------|-----------------------------------|--|-----------------------------|---------------------------|---------------------------------|---|------|-------|--------|--------------------------|-------------|
| | | | | | | (a) | (b) | (c) | (d) | (a) | (b) |
| | | | | | | 1-5 | 6-20 | 21-50 | 51-100 | FIG. NO. | ITEM NO. |
| 120 | | TERMINAL, LUG: DISTRIBUTION BOX RECEPTACLE CONNECTOR GROUND, NO. 6 WIRE, NO. 10 STD MS20659-130 (96906) | | EA | 1 | | | | | 24 | 32 |
| 0 | 5305-989-7434 | SCREW, MACHINE, PAN HEAD: GROUND TERMINAL MTG, NO. 10-32 THD SIZE, 1/2 IN. LG MS35207-263 (96906) | | EA | 1 | * | * | * | * | 24 | 33 |
| 120 | | LUG, TERMINAL: FACE PANEL CONNECTOR RECEPTACLE GROUND 13214E1477 (97403) | | EA | 23 | | | | | 24 | 34 |
| 0 | 5305-855-0962 | SCREW, TAPPING: PLATE MTG, NO. 0.2-56 THD SIZE, 1/4 IN. LG MS24629-3 (96906) | | EA | 2 | * | * | * | * | 24 | 36 |
| 0 | 5310-087-0057 | WASHER, FLAT: PLATE MTG SCREW, NO. 0.2-56 SCREW SIZE MS27183-2 (96906) | | EA | 2 | * | * | * | * | 24 | 37 |
| 20 | | PLATE, INFORMATION: DISTRIBUTION BOX 13214E1337-2 (97403) | | EA | 1 | | | | | 24 | 38 |
| 20 | | BOX, DISTRIBUTION 13214E1333 (97403) | | EA | 1 | | | | | 24 | 39 |
| 20 | | WIRE, ELECTRICAL MS2519086 (96906) (AS REQUIRED) | | FT | | | | | | 25 | 1 |
| 20 | | WIRE, ELECTRICAL MS2519081A (96906) (AS REQUIRED) | | FT | | | | | | 25 | 2 |
| 10 | | WIRE, ELECTRICAL MS25190820 (96906) (AS REQUIRED) | | FT | | | | | | 25 | 3 |
| 10 | | WIRE, ELECTRICAL MS25190816 (96906) (AS REQUIRED) | | FT | | | | | | 25 | 4 |
| | | GROUP 07 - SYNCHRONIZER ASSEMBLY | | | | | | | | | |
| 0 | 5305-993-1248 | SCREW, MACHINE, PAN HEAD: COVER MTG, NO. 10-32 THD SIZE, 3/4 IN. LG MS35207-265 (96906) | A | EA | 16 | * | * | * | * | 26 | 1 |
| 0 | 5310-809-8546 | WASHER, FLAT: COVER MTG SCREW, NO. 10-32 SCREW SIZE MS27183-8 (96906) | A | EA | 16 | * | * | * | * | 26 | 2 |
| 20 | | WASHER, LOCK, SPRING: COVER MTG SCREW, NO. 10-32 SCREW SIZE MS35338-43 (96906) | A | EA | 16 | | | | | 26 | 3 |
| 20 | | COVER, SYNCHRONIZER ASSEMBLY 13214E1344 (97403) | A | EA | 1 | | | | | 26 | 4 |
| 20 | | SCREW, TAPPING: MTG, DESIGNATION, INSTRUCTION, INFORMATION, IDENTIFICATION PLATES, NO. 2-32 THD SIZE, 1/4 IN. LG MS24626-2 (96906) | A | EA | 34 | | | | | 26 | 5 |
| 120 | | PLATE, DESIGNATION: PILOT LIGHT 13214E1357 (97403) | A | EA | 1 | | | | | 26 | 6 |
| 120 | | PLATE, DESIGNATION: POWER CABLE 13214E1358 (97403) | A | EA | 2 | | | | | 26 | 7 |
| 120 | | PLATE, INSTRUCTION: OPERATING 13214E354 (97403) | A | EA | 1 | | | | | 26 | 8 |

| (1) SMB CODE | (2) FEDERAL STOCK NUMBER | (3) DESCRIPTION REF NUMBER & MFR CODE | (4) USABLE ON CODE | (5) UNIT OF MEAS | (6) QTY INC IN UNIT | (6) 15-DAY ORGANIZATIONAL MAINTENANCE ALW | | | | (7) ILLUS- TRATION | |
|--------------------|-----------------------------------|---|-----------------------------|---------------------------|---------------------------------|---|------|-------|--------|--------------------------|-------------|
| | | | | | | (a) | (b) | (c) | (d) | (a) | (b) |
| | | | | | | 1-5 | 6-20 | 21-50 | 51-100 | FIG. NO. | ITEM NO. |
| X20 | | PLATE, INSTRUCTION: CABLE CONNECTION 13214E1355 (97403) | A | EA | 1 | | | | | 26 | 9 |
| X20 | | PLATE, INFORMATION: SWITCH, IDENTIFICATION 13214E1356 (97403) | A | EA | 1 | | | | | 26 | 10 |
| X20 | | PLATE, DESIGNATION: GENERATOR, 1, PILOT 13214E1359 (97403) | A | EA | 1 | | | | | 26 | 11 |
| X20 | | PLATE, DESIGNATION: GENERATOR, 2, PILOT 13214E1360 (97403) | A | EA | 1 | | | | | 26 | 12 |
| X20 | | PLATE, DESIGNATION: GENERATOR, 1 IN. CABLE 13214E1361 (97403) | A | EA | 1 | | | | | 26 | 13 |
| X20 | | PLATE, DESIGNATION: GENERATOR, 2 IN. CABLE 13214E1362 (97403) | A | EA | 1 | | | | | 26 | 14 |
| X20 | | PLATE, DESIGNATION: GENERATOR, 1, PARALLEL CABLE 13214E1363 (97403) | A | EA | 1 | | | | | 26 | 15 |
| X20 | | PLATE, DESIGNATION: GENERATOR, 2, PARALLEL CABLE 13214E1364 (97403) | A | EA | 1 | | | | | 26 | 16 |
| X20 | | PLATE, IDENTIFICATION: SYNCHRONIZER ASSEMBLY 13214E1352 (97403) | A | EA | 1 | | | | | 26 | 17 |
| 0 | 5310-934-9751 | NUT, PLAIN, HEXAGON: HANDLE MTG SCREW, NO. 10-32 THD SIZE MS35650-302 (96906) | A | EA | 10 | | | | | 26 | 18 |
| 20 | | WASHER, LOCK: HANDLE MTG SCREW, NO. 10-32 SCREW SIZE MS35338-43 (96906) | A | EA | 10 | | | | | 26 | 19 |
| 0 | 5310-809-8546 | WASHER, FLAT: HANDLE MTG SCREW, NO. 10-32 SCREW SIZE MS27183-8 (96906) | A | EA | 20 | | | | | 26 | 20 |
| 0 | 5305-993-1848 | SCREW, MACHINE, PAN HEAD: HANDLE MTG, NO. 10-32 THD SIZE, 3/4 IN. LG MS35207-265 (96906) | A | EA | 10 | | | | | 26 | 21 |
| X20 | | HANDLE: METAL, SPRING, BAIL TYPE MS10012-5 (96906) | A | EA | 2 | | | | | 26 | 22 |
| 0 | 6240-223-9105 | LAMP, GLOW: NE-51 MILL15098TYPE NE51 (81349) | A | EA | 3 | RLF | R: F | R: F | RLI | 27 | 6 |
| X20 | | SCREW, TAPPING, THREAD: CONNECTOR MTG, NO. 4 THD SIZE, 7/8 IN. LG FF3107TYPE B (81348) | A | EA | 0 | | | | | 27 | 5 |
| | | GROUP 08 - SWITCH BOX | | | | | | | | | |
| 0 | 5305-059-3661 | SCREW, MACHINE, PAN HEAD: FRONT COVER MTG, NO. 10-32 THD SIZE, 3/4 IN. LG MS31958-65 (96906) | C | EA | 12 | | | | | 29 | 1 |
| X20 | | WASHER, LOCK: FRONT COVER MTG SCREW, NO. 10-32 SCREW SIZE MS35338-43 (96906) | C | EA | 12 | | | | | 29 | 2 |
| 0 | 5310-809-8546 | WASHER, FLAT: FRONT COVER MTG SCREW, NO. 10-32 SCREW SIZE MS27183-8 (96906) | C | EA | 12 | | | | | 29 | 3 |

| (1) MFR CODE | (2) FEDERAL STOCK NUMBER | (3) DESCRIPTION REF NUMBER & MFR CODE | USABLE ON CODE | 7 UNIT F MEAS | (8) QTY INC IN UNIT | (4) 5-DAY ORGANIZATIONAL MAINTENANCE ALLOW | | | | (7) ILLUS- TRATION | |
|--------------------|-----------------------------------|---|----------------------|------------------------|---------------------------------|--|-----|-------|-----|--------------------------|-------------|
| | | | | | | (a) | (b) | (c) | (d) | (a) | (b) |
| | | | | | | -5 | -20 | 21-50 | 100 | FIG. NO. | ITEM NO. |
| X20 | | COVER, UPPER FRONT: SWITCH BOX 13216E7474 (97403) | C | EA | 1 | | | | | 29 | 4 |
| X20 | | COVER, LOWER FRONT: SWITCH BOX 1321657549 (97403) | C | EA | 1 | | | | | 29 | 5 |
| P O | 5305-055-0964 | SCREW, TAPPING: PLATE MTG, NO. 2-56 THD SIZE MS24629-3 (96906) | C | EA | 2 | | * | * | * | 29 | 6 |
| P O | 5310-087-0057 | WASHER, FLAT: PLATE MTG SCREW, NO. 2-56 SCREW SIZE MS27183-2 (96906) | C | EA | 2 | | * | * | * | 29 | 7 |
| X20 | | PLATE, INFORMATION: SWITCH BOX, 225 AMPS 13214E1337-5 (97403) | C | | | | | | | 29 | 8 |
| P O | 5305-055-3661 | SCREW, MACHING, PAN HEAD: SIDE AND REAR COVER MTG, NO. 10-32 SCREW SIZE, 3/4 IN. LG MS21958-65 (96906) | C | | 26 | | * | * | * | 29 | 27 |
| P O | 5310-009-0744 | WASHER, FLAT: SIDE AND REAR COVER MTG SCREW, NO. 10-32 SCREW SIZE MS27183-8 (96906) | C | | 26 | | * | * | * | 29 | 28 |
| X20 | | WASHER, LOCK: SIDE AND REAR COVER MTG SCREW, NO. 10-32 SCREW SIZE MS35330-43 (96906) | C | | 26 | | | | | 29 | 29 |
| X20 | | COVER, SIDE: SWITCH BOX 13216E7471 (97403) | C | | 2 | | | | | 29 | 30 |
| X20 | | COVER, REAR: SWITCH BOX 13216E7472 (97403) | C | | 1 | | | | | 29 | 31 |
| P O | 5310-543-471 | NUT, FLAIN, WING: GROUND LEAD MTG STUD, 3/8-16 SCREW SIZE MS35425-20 (96906) | C | | 1 | | * | | * | 30 | 29 |
| P O | 5310-022-0041 | WASHER, LOCK: GROUND LEAD MTG STUD, 3/8-16 SCREW SIZE MS35333-110 (96906) | C | | 1 | | * | | * | 30 | 30 |
| X20 | | WASHER, FLAT: GROUND LEAD MTG STUD, 3/8-16 SCREW SIZE MS361-010T (96906) | C | | 1 | | | | | 30 | 31 |
| P O | 5310-903-3374 | NUT, FLAIN, HEXAGON: GROUND LEAD MTG STUD, 3/8-16 SCREW SIZE MS31967-3 (96906) | C | | 1 | | * | | * | 30 | 32 |
| P O | 5310-022-0041 | WASHER, LOCK: GROUND LEAD MTG STUD, 3/8-16 SCREW SIZE MS35333-110 (96906) | C | | 1 | | * | | * | 30 | 33 |
| X20 | | WASHER, FLAT: GROUND LEAD MTG STUD, 3/8-16 SCREW SIZE MS361-010T (96906) | C | | | | | | | 30 | 34 |
| P O | 5310-022-0041 | WASHER, LOCK: GROUND LEAD MTG STUD, 3/8-16 SCREW SIZE MS35333-110 (96906) | C | | | | * | | * | 30 | 35 |
| P O | 5310-903-3374 | NUT, FLAIN, HEXAGON: GROUND LEAD MTG STUD, 3/8-16 SCREW SIZE MS31967-3 (96906) | C | | | | * | | * | 30 | 36 |
| X20 | | WASHER, FLAT: GROUND LEAD MTG STUD, 3/8-16 SCREW SIZE MS361-010T (96906) | C | | | | | | | 30 | 37 |
| P O | 5310-022-0041 | WASHER, LOCK: GROUND LEAD MTG STUD, 3/8-16 SCREW SIZE MS35333-110 (96906) | C | | | | * | | * | 30 | 38 |
| P O | 5310-903-3374 | NUT, FLAIN, HEXAGON: GROUND LEAD MTG STUD, 3/8-16 SCREW SIZE MS31967-3 (96906) | C | | | | * | | * | 30 | 39 |

| (1) SMB CODE | (2) FEDERAL STOCK NUMBER | (3) DESCRIPTION | (4) USABLE ON CODE | (5) UNIT OF MEAS | (6) QTY INC IN UNIT | (6) 15-DAY ORGANIZATIONAL MAINTENANCE ALW | | | | (7) ILLUS- TRATION | |
|--------------------|-----------------------------------|---|-----------------------------|---------------------------|---------------------------------|---|------|-------|--------|--------------------------|-------------|
| | | | | | | (a) | (b) | (c) | (d) | (e) | (f) |
| | | | | | | 1-5 | 6-20 | 21-50 | 51-100 | FIG. NO. | ITEM NO. |
| X20 | | STUD, GROUNDING: GROUND LEAD MTG, 3 IN. LG 1320584945-2 (97403) | C | EA | 1 | | | | | 30 | 40 |

| (1) MFR CODE | (2) FEDERAL STOCK NUMBER | DESCRIPTION | USABLE ON CODE | UNIT OF MEA | Y | (6) 30-DAY DS MAINT ALLOWANCE | | | (7) 30-DAY GS MAINT ALLOWANCE | | | R W R D JIP TCY | (9) LUS- ATION (b) ITEM NO. |
|--------------------|-----------------------------------|---|----------------------|-------------------|----|-------------------------------------|-----|--------|-------------------------------------|-----|-------|--------------------------------|--|
| | | | | | | (a) | (b) | (c) | (a) | (b) | (c) | | |
| | | | | | | 1-20 | 50 | 51-100 | 1-20 | 50 | 1-100 | | |
| | | SECTION V - REPAIR PARTS FOR DS MAINTENANCE | | | | | | | | | | | |
| | | GROUP 01 - GENERATORS | | | | | | | | | | | |
| ZF R | | GENERATOR SET: DIESEL ENGINE, 45 KW, 60 HZ MILG14609TYPE1 (81 349) | AB | EA | 2 | | | | | | | | 1 |
| 20 | | STUFFING TUBE 13212E3582-7 (97403) | AB | EA | 1 | | | | | | | | 1 |
| 20 | | PACKING, PREFORMED MS20775-238 (96906) | AB | EA | 1 | | | | | | | | 2 |
| 20 | | CABLE ASSEMBLY, POWER: GENERATOR TO SYNCHRONIZER ASSEMBLY 13214E1433-2 (97403) | | | 1 | | | | | | | | 3 |
| 20 | | CABLE ASSEMBLY: BRANCHED ELECTRICAL POWER 13214E1433-4 (97403) | | | 1 | | | | | | | | 3 |
| F | 5310-225-6408 | NUT, SELF-LOCKING: GENERATOR MTG BOLT, 5/8-18 THD SIZE MS51922-53 (96906) | | EA | 1 | * | * | * | | | * | | 4 |
| F | 5310-951-7209 | WASHER, FLAT, ROUND: GENERATOR MTG BOLT, 5/8-18 BOLT SIZE MS27183-22 (96906) | | | 2 | * | * | * | | | * | | 5 |
| ZF | | WASHER, BEVELED: GENERATOR MTG, 5/8-11 SCREW SIZE 13206E4482-3 (97403) | AB | EA | 1 | | | | | | | 1 | 6 |
| F | 5310-045-5001 | WASHER, LOCK, SPRING: GENERATOR MTG SCREW, 5/8-11 SCREW SIZE MS35340-50 (96906) | | EA | 1 | * | * | * | | | * | 1 | 7 |
| ZF | | BOLT, MACHINE: GENERATOR MTG, 5/8-18 THD SIZE, 1 5/8 IN. LG ANTO-14A (88044) | | EA | | | | | | | | 1 | 8 |
| F | 5305-724-5911 | SCREW, CAP, HEXAGON HEAD: GENERATOR MTG, 5/8-11 THD SIZE, 1 3/4 IN. LG MS90725-163 (96906) | | EA | | * | * | * | | | * | 1 | 8 |
| ZF R | | GENERATOR SET: DIESEL ENGINE, 60 KW, 60 HZ MD 13205E4750 (97403) | | CD | EA | | | | | | | | 2 |
| O | 6115-481-3465 | CABLE ASSEMBLY: BRANCH ELECTRICAL POWER, 170 IN. LG 13216E7546-2 (97403) | | EA | | * | * | * | | | | 2 | 2 1 |
| ZF | | CABLE ASSEMBLY, BRANCH ELECTRICAL POWER 13216E7546-4 (97403) | | EA | | | | | | | | | 2 1 |
| F | 5310-269-4040 | NUT, SELF-LOCKING: GENERATOR MTG SCREW, 5/8-11 SCREW SIZE MS51922-49 (96906) | | EA | | * | * | * | | | * | 2 | 2 |
| F | 5310-823-8203 | WASHER, FLAT, ROUND: GENERATOR MTG SCREW, 5/8-11 SCREW SIZE MS27183-21 (96906) | | EA | | * | * | * | | | * | 2 | 3 |
| F | 5310-045-6001 | WASHER, LOCK, SPRING: GENERATOR MTG SCREW, 5/8-11 SCREW SIZE MS35340-50 (96906) | | EA | | * | * | * | | | * | 2 | 4 |
| F | 5305-724-7221 | SCREW, CAP, HEXAGON HEAD: GENERATOR MTG, 5/8-11 THD SIZE, 1 3/4 IN. LG MS90725-163 (96906) | | CD | EA | | * | * | | | * | 2 | 5 |

| (1) SMR CODE | (2) FEDERAL STOCK NUMBER | (3) DESCRIPTION REF NUMBER & MFR CODE | (4) USABLE ON CODE | (5) UNIT OF MEAS | (6) QTY INC IN UNIT | (6) 30-DAY DS MAINT ALLOWANCE | | | (7) 30-DAY GS MAINT ALLOWANCE | | | (8) 1-YR ALW PER 100 EQUIP CNTGY | (9) ILLUS- TRATION | |
|--------------------|-----------------------------------|---|-----------------------------|---------------------------|---------------------------------|-------------------------------------|-------|--------|-------------------------------------|-------|--------|--|--------------------------|-------------|
| | | | | | | (a) | (b) | (c) | (a) | (b) | (c) | | (a) | (b) |
| | | | | | | 1-20 | 21-30 | 31-100 | 1-20 | 21-30 | 31-100 | | FIG. NO. | ITEM NO. |
| | | GROUP 02 - TRAILERS | | | | | | | | | | | | |
| 02F R | | TRAILER: M800A1 13214E1257 (97403) | AC | EA | 2 | | | | | | | | 3 | |
| P O | 5310-543-4717 | NUT, FLAIN, WING: GROUND MTG STUD, BRASS, 3/8-16 THD SIZE MS35425-20 (96906) | AC | EA | 1 | * | * | * | | | | * | 3 | 1 |
| P O | 5310-187-2413 | WASHER, FLAT, ELECTRICAL: GROUND MTG STUD, 3/8-16 SCREW SIZE AN961-616T (80044) | AC | EA | 2 | * | * | * | | | | * | 3 | 2 |
| 020 | | NUT, FLAIN, HEXAGON: GROUND MTG STUD, 3/8-6 SCREW SIZE FFN836TYPE2STYLE2 (81348) | A | EA | 1 | | | | | | | | 3 | 3 |
| 020 | | NUT, FLAIN, HEXAGON: GROUND MTG STUD, 3/8-6 SCREW SIZE MS16203-39 (96906) | C | EA | 1 | | | | | | | | 3 | 3 |
| P O | 5310-913-9776 | WASHER, LOCK: GROUND MTG STUD, 3/8-16 SCREW SIZE MS35335-91 (96906) | A | EA | 1 | * | * | * | | | | * | 3 | 4 |
| P O | 5310-022-8847 | WASHER, LOCK: GROUND MTG STUD, 3/8-16 SCREW SIZE MS35333-110 (96906) | C | EA | 1 | * | * | * | | | | * | 3 | 4 |
| 20 | | PLATE, IDENTIFICATION: GROUND TERMINAL 13205E4918 (97403) | AC | EA | 1 | | | | | | | | 3 | 5 |
| O | 5310-913-9776 | WASHER, LOCK: GROUND MTG STUD, 3/8-16 SCREW SIZE MS35335-91 (96906) | A | EA | 1 | * | * | * | | | | * | 3 | 6 |
| O | 5310-022-8847 | WASHER, LOCK: GROUND MTG STUD, 3/8-16 SCREW SIZE MS35333-110 (96906) | C | EA | 1 | * | * | * | | | | * | 3 | 6 |
| P O | 5310-262-5107 | NUT, FLAIN, HEXAGON: GROUND MTG STUD, 3/8-16 SCREW SIZE FFN836TYPE2STYLE2 (81348) | A | EA | 1 | * | * | * | | | | * | 3 | 7 |
| X20 | | NUT, FLAIN, HEXAGON: GROUND MTG STUD, 3/8-6 SCREW SIZE MS16203-39 (96906) | C | EA | 1 | | | | | | | | 3 | 7 |
| O | 5310-187-2413 | WASHER, FLAT, ELECTRICAL: GROUND MTG STUD, 3/8-16 SCREW SIZE AN961-616T (80044) | AC | EA | 1 | * | * | * | | | | * | 3 | 8 |
| X20 | | TERMINAL, LUG: GROUND MTG STUD, NO. 6 WIRE, 3/8 STUD MS20659-110 (96906) | C | EA | 1 | | | | | | | | 3 | 9 |
| O | | WIRE, GROUND GEN34TYPE2CLASS1 (81348) MANUFACTURE FROM: | AC | EA | 1 | | | | | | | | 3 | 10 |
| O | 6115-395-8799 | WIRE, ELECTRICAL, 6 FT REQUIRED | | | | | | | | | | | | |
| O | 5310-187-2413 | WASHER, FLAT, ELECTRICAL: GROUND MTG STUD, 3/8-16 SCREW SIZE AN961-616T (80044) | AC | EA | 1 | * | * | * | | | | * | 3 | 11 |
| O | 5310-903-3994 | NUT, FLAIN, HEXAGON: GROUND MTG STUD, 3/8-11 THD SIZE MS35425-3 (96906) | A | EA | 1 | * | * | * | | | | * | 3 | 12 |
| O | 5310-504-7995 | NUT, FLAIN, HEXAGON: GROUND MTG STUD, 3/8-16 SCREW SIZE MS16203-37 (96906) | C | EA | 1 | * | * | * | | | | * | 3 | 12 |
| X20 | | STUD, GROUNDING: TRAILER 13214E1283 (97403) | AC | EA | 1 | | | | | | | | 3 | 13 |

| SMR CODE | FEDERAL STOCK NUMBER | DESCRIPTION REF NUMBER & MFR CODE | USABLE ON CODE | UNIT OF MEAS. | (6) 30-DAY GS MAINT ALLOWANCE | | | | | | (7) 1-DAY GS MAINT ALLOWANCE | | | YR LTR OF EQUIP VTGY | (9) ILLUSTRATION | | |
|----------|----------------------|---|----------------|---------------|-------------------------------|------|-----|---|-----|-----|------------------------------|----|----|----------------------|------------------|----|----|
| | | | | | Y | (a) | | | (b) | | | c) | d) | | e) | f) | g) |
| | | | | | | 1-20 | -50 | (| 20 | -50 | 100 | | | | | | |
| P O | 5310-984-3806 | NUT, SELF-LOCKING; SHEAR PIN MTG SCREW, 5/16-18 THD SIZE MS51922-9 (96906) | AC | EA | 4 | * | * | | | | | | * | 3 | 1 | | |
| P O | 5310-087-7493 | WASHER, FLAT; SHEAR PIN MTG, 5/16-18 SCREW SIZE MS27183-13 (96906) | AC | EA | 4 | * | * | | | | | | * | 3 | 5 | | |
| P O | 306-225-8705 | SCREW, CAP, HEXAGON HEAD; SHEAR PIN MTG, 5/16-18 THD SIZE, 2 1/4 IN. LG MS90725-41 (96906) | AC | EA | 4 | * | * | | | | | | * | 3 | 5 | | |
| X20 | | IN, SHEAR; TRAILER PLATFORM LOCKING 13214E1254-1 (97403) | A | EA | 2 | | | | | | | | | 3 | 7 | | |
| X20 | | IN, SHEAR; TRAILER PLATFORM LOCKING, 7 1/2 IN. LG 13214E1254-2 (97403) | C | EA | 2 | | | | | | | | | 3 | 7 | | |
| | | GROUP 03 - SKID PLATFORM | | | | | | | | | | | | | | | |
| X2F | | KID PLATFORM 13214E1435 (97403) | B | EA | 1 | | | | | | | | | 4 | | | |
| X2F | | KID PLATFORM 13216E7551 (97403) | D | EA | 1 | | | | | | | | | 4 | | | |
| X2F | | T NUT; FLOOR PLATE MTG SCREW 13214E1448 (97403) | BD | EA | | | | | | | | | | 4 | 1 | | |
| P F | 5305-959-2723 | SCREW, MACHINE; FLOOR PLATE MTG, 3/8-16 THD SIZE, 1 IN. LG MS35190-319 (96906) | BD | EA | 9 | * | * | | | | | | * | 4 | 2 | | |
| X2F | | T NUT, SKID; FLOOR PLATE SETSCREW, 2 1/2 IN. LG MS27213-72 (96906) | BD | EA | 4 | | | | | | | | | 4 | 3 | | |
| X2F | | SETSCREW, HEXAGON HEAD; FLOOR PLATE, 1/2-13 THD SIZE, 5/8 IN. LG MS51963-138 (96906) | BD | EA | 4 | | | | | | | | | 4 | 4 | | |
| X2F | | FLOOR PLATE, REAR, SKID 13214E1440 (97403) | B | EA | 1 | | | | | | | | | 4 | 5 | | |
| X2F | | FLOOR PLATE, REAR, SKID 13216E7553 (97403) | D | EA | 1 | | | | | | | | | 4 | 5 | | |
| X2F | | T NUT; FLOOR PLATE MTG SCREW 13214E1448 (97403) | BD | EA | 4 | | | | | | | | | 4 | 6 | | |
| P F | 5305-959-2723 | SCREW, MACHINE; FLOOR PLATE MTG, 3/8-16 THD SIZE, 1 IN. LG MS35190-319 (96906) | BD | EA | 7 | * | * | | | | | | * | 4 | 7 | | |
| X2F | | T NUT, SKID; FLOOR PLATE SETSCREW MS27213-72 (96906) | BD | EA | 2 | | | | | | | | | 4 | 8 | | |
| P F | 5305-725-0166 | SETSCREW, HEXAGON HEAD; FLOOR PLATE, 1/2-13 THD SIZE, 5/8 IN. LG MS51963-138 (96906) | BD | EA | 2 | * | * | | | | | | * | 4 | 9 | | |
| X2F | | FLOOR PLATE, CENTER, SKID 13214E1439 (97403) | B | EA | 1 | | | | | | | | | 4 | 10 | | |
| X2F | | FLOOR PLATE, CENTER, SKID 13216E7552 (97403) | D | EA | 1 | | | | | | | | | 4 | 10 | | |
| P F | 5305-869-3209 | SCREW, CAP, HEXAGON HEAD; REEL RETAINER PLATE MTG, 3/8-16 THD SIZE, 3/4 IN. LG MS90725-58 (96906) | BD | EA | 24 | * | * | | | | | | * | 4 | 11 | | |
| X2F | | WASHER, LOCK, SPRING; REEL RETAINER PLATE MTG SCREW, 3/8-16 THD SIZE MS35340-46 (96906) | BD | EA | 24 | | | | | | | | | 1 | 1 | | |

| (1) SMR CODE | (2) FEDERAL STOCK NUMBER | (3) DESCRIPTION REF NUMBER & MFR CODE | USABLE ON CODE | (4) UNIT OF MEAS | (5) QTY INC IN UNIT | (6) 30-DAY GS MAINT ALLOWANCE | | | (7) 30-DAY GS MAINT ALLOWANCE | | | (8) 1-YR ALW PER 100 EQUIP CNTGY | (9) ILLUS- TRATION | |
|--------------------|-----------------------------------|---|----------------------|---------------------------|---------------------------------|-------------------------------------|-------|--------|-------------------------------------|-------|--------|--|--------------------------|-------------|
| | | | | | | (a) | (b) | (c) | (e) | (b) | (c) | | (a) | (b) |
| | | | | | | 1-20 | 21-50 | 51-100 | 1-20 | 21-50 | 51-100 | | FIG. NO. | ITEM NO. |
| P F | 5310-080-6004 | WASHER, FLAT: REEL RETAINER PLATE MTG SCREW MS27183-14 (96906) | BD | EA | 24 | * | * | * | | | | * | 4 | 13 |
| X2F | | PLATE, RETAINER, REEL: SKID PLATFORM 13214E1445 (97403) | BD | EA | 6 | | | | | | | | 4 | 14 |
| X2F | | T NUT: FLOOR PLATE MTG SCREW 13214E1448 (97403) | BD | EA | 2 | | | | | | | | 4 | 15 |
| P F | 5305-999-2723 | SCREW, MACHINE: FLOOR PLATE MTG, 3/8-16 THD SIZE, 1 IN. LG MS35190319 (96906) | BD | EA | 4 | * | * | * | | | | * | 4 | 16 |
| X2F | | FLOOR PLATE, FRONT, SKID 13214E1438 (97403) | BD | EA | 1 | | | | | | | | 4 | 17 |
| X2F | | T NUT: EXTENSION FLOOR PLATE MTG SCREW 13214E1448 (97403) | BD | EA | 2 | | | | | | | | 4 | 18 |
| P F | 5305-999-2723 | SCREW, MACHINE: EXTENSION FLOOR PLATE MTG, 3/8-16 THD SIZE, 1 IN. LG MS35190-319 (96906) | BD | EA | 4 | * | * | * | | | | * | 4 | 19 |
| 2F | | FLOOR PLATE, EXTENSION, SKID 13214E1441 (97403) | BD | EA | 1 | | | | | | | | 4 | 20 |
| 2F | | MEMBER, RUNNER AND HEADER: SKID PLATFORM, 13 FT LG 13214E1436-1 (97403) | BD | EA | 1 | | | | | | | | 4 | 21 |
| X2F | | MEMBER, RUNNER AND HEADER: SKID PLATFORM, 13 FT LG MS27213-19 (96906) | BD | EA | 1 | | | | | | | | 4 | 22 |
| X2F | | MEMBER, RUNNER AND HEADER: SKID PLATFORM, 12 FT LG MS27213-18 (96906) | BD | EA | 1 | | | | | | | | 4 | 23 |
| 2F | | MEMBER, RUNNER AND HEADER: SKID PLATFORM, 12 FT LG 13214E1436-2 (97403) | BD | EA | 1 | | | | | | | | 4 | 24 |
| X2F | | MEMBER, CROSS: SKID PLATFORM, 7 FT LG MS27213-16 (96906) | 0 | EA | 2 | | | | | | | | 4 | 25 |
| 0 | 5310-543-4717 | NUT, FLAT, WING: GROUNDING STUD MTG, 3/8-16 SCREW SIZE MS35425-28 (96906) | BD | EA | 1 | * | * | * | | | | * | 4 | 26 |
| 0 | 5310-185-0113 | WASHER, FLAT, ELECTRICAL: GROUNDING STUD, 3/8-16 SCREW SIZE AN961-516 (88044) | BD | EA | 1 | * | * | * | | | | * | 4 | 27 |
| X20 | | NUT, FLAT, HEXAGON: GROUNDING STUD, 3/8-16 THD SIZE MS16803-29 (96906) | BD | EA | 1 | | | | | | | | 4 | 28 |
| X20 | | WASHER, FLAT, ELECTRICAL: GROUNDING STUD, 3/8-16 SCREW SIZE AN961-516 (88044) | BD | EA | 1 | | | | | | | | 4 | 29 |
| X20 | | TERMINAL, LUG: NO. 6 WIRE SIZE, 3/8 IN. DIA MS20899-110 (96906) | BD | EA | 1 | | | | | | | | 4 | 30 |
| 0 | | WIRE, GROUND CLASS 3 TYPE CLASS 1 MANUFACTURE FROM: (81348) | BD | EA | 1 | | | | | | | | 4 | 31 |
| 0 | 6145-395-8799 | WIRE, ELECTRICAL, LENGTH AS REQUIRED | | | | | | | | | | | | |

| FEDERAL STOCK NUMBER | DESCRIPTION | USABLE ON CODE | (6) 30-DAY DS MAIN ALLOWANCE | | | (7) 30-DAY GS MAIN ALLOWANCE | | | L-YE ALY 000 EQUI CMT | (9) | |
|----------------------|---|----------------|------------------------------|-------|--------|------------------------------|-------|--------|-----------------------|-----|-----|
| | | | 1-20 | 21-50 | 51-100 | 1-20 | 21-50 | 51-100 | | T | 100 |
| | | | | | | | | | | | |
| X20 | WASHER, FLAT, ELECTRICAL; GROUNDING STUD, 3/8-16 SCREW SIZE MS961-516 (88044) | BD EU | | | | | | | | | 3 |
| X20 | NUT, PLAIN, HEXAGON; GROUNDING STUD, 3/8-16 THD SIZE MS16203-39 (96906) | BD EU | | | | | | | | | 3 |
| 10 | 5310-913-977 WASHER, LOCK; GROUNDING STUD, 3/8-16 SCREW SIZE MS35335-91 (96906) | BD EA | | | | | | | | | 34 |
| 30 | NUT, PLAIN, HEXAGON; GROUNDING STUD, 3/8-16 THD SIZE MS16203-39 (96906) | BD EA | | | | | | | | | 35 |
| 30 | STUD, GROUNDING 13214E1223 (97403) | BD EA | | | | | | | | | 36 |
| F | 5305-269-321 SCREW, CAP, HEXAGON HEAD; RETAINER CLAMP MTG, 3/8-16 THD SIZE, 7/8 IN. LG MS90725-59 (96906) | BD EA | | | | | | | | | 1 |
| X2F | WASHER, LOCK, SPRING; RETAINER CLAMP MTG SCREW, 3/8-16 SCREW SIZE MS35340-46 (96906) | BD EA | | | | | | | | | 2 |
| F | 5310-080-600 WASHER, FLAT; RETAINER CLAMP MTG SCREW, 3/8 SCREW SIZE MS27183-14 (96906) | BD EA | | | | | | | | | 3 |
| X2F | CLAMP, SKID RETAINER 13214E1444 (97403) | BD EA | | | | | | | | | 4 |
| X2F | T NUT; BASE MTG SCREW 13214E1448 (97403) | BD EA | | | | | | | | | 5 |
| F | 5310-080-600 WASHER, FLAT; BASE MTG SCREW, 3/8-16 SCREW SIZE MS27183-14 (96906) | BD EA | | | | | | | | | 6 |
| X2F | WASHER, LOCK, SPRING; BASE MTG, 3/8-16 SCREW SIZE MS35340-46 (96906) | BD EA | | | | | | | | | 7 |
| F | 5305-269-4511 SCREW, CAP, HEXAGON HEAD; BASE MTG, 3/8-16 THD SIZE, 1 3/8 IN. LG MS90725-63 (96906) | BD EA | | | | | | | | | 8 |
| F | 5305-724-593 SCREW, CAP, HEXAGON HEAD; BRACKET CLAMPING, 5/8-11 THD SIZE, 1/2 IN. LG MS90725-172 (96906) | BD EA | | | | | | | | | 9 |
| F | 5310-763-892K NUT, PLAIN, HEXAGON; BRACKET CLAMPING SCREW, 5/8-11 SCREW SIZE MS71967-20 (96906) | BD EA | | | | | | | | | 10 |
| F | 5310-045-5001 WASHER, LOCK, SPRING; BRACKET CLAMPING SCREW, 5/8-11 SCREW SIZE MS35340-50 (96906) | BD EA | | | | | | | | | 11 |
| X2F | 5305-269-3810 SCREW, CAP, HEXAGON HEAD; BRACKET VERTICAL ADJUSTMENT, 3/8-16 THD SIZE, 7/8 IN. LG MS90725-59 (96906) | BD EA | | | | | | | | | 2 |
| X2F | 5310-080-600A WASHER, LOCK, SPRING; BRACKET VERTICAL ADJUSTMENT SCREW, 3/8-16 SCREW SIZE MS35340-46 (96906) | BD LA | | | | | | | | | 3 |
| X2F | 5310-080-600A WASHER, FLAT; BRACKET VERTICAL ADJUSTMENT SCREW, 3/8-16 SCREW SIZE MS27183-14 (96906) | BD LA | | | | | | | | | 4 |

| (1) SMR CODE | (2) FEDERAL STOCK NUMBER | (3) DESCRIPTION REF NUMBER & MFR CODE | (4) USABLE ON CODE | (5) UNIT OF MEAS | (6) QTY INC IN UNIT | (6) 30-DAY DS MAINT ALLOWANCE | | | (7) 30-DAY GS MAINT ALLOWANCE | | | (8) 1-YR ALW PER 100 EQUIP CNTGY | (9) ILLUS- TRATION | |
|--------------------|-----------------------------------|--|-----------------------------|---------------------------|---------------------------------|-------------------------------------|-------|--------|-------------------------------------|-------|--------|--|--------------------------|-------------|
| | | | | | | (a) | (b) | (c) | (a) | (b) | (c) | | (a) | (b) |
| | | | | | | 1-20 | 21-50 | 51-100 | 1-20 | 21-50 | 51-100 | | FIG. NO. | ITEM NO. |
| XZF | | BASE, SK ID RETAINER 13214E1442 (97403) | BD | EA | 6 | | | | | | | | 5 | 15 |
| XZF | | BRACKET, SK ID RETAINER 13214E1443 (97403) | BD | EA | 6 | | | | | | | | 5 | 16 |
| XZF | | NUT, PLAIN, HEXAGON: EYE BOLT MTG, 5/8-11 SCREW SIZE MS5197-20 (96906) | BD | EA | 4 | | | | | | | | 6 | 1 |
| F | 5310-715-5001 | WASHER, LOCK, SPRING: EYE BOLT MTG, 5/8-11 SCREW SIZE MS3534050 (96906) | BD | EA | 4 | * | * | * | | | | * | 6 | 2 |
| F | 5310-823-8803 | WASHER, FLAT: EYE BOLT MTG, 5/8-11 SCREW SIZE MS27183-21 (96906) | BD | EA | 4 | * | * | * | | | | * | 6 | 3 |
| ZF | | BOLT EYE, SHOULDER: SK ID PLATFORM LIFTING 13214E1447 (97403) | BD | EA | 4 | | | | | | | | 6 | 4 |
| ZF | | INSERT, SPACER, SKID: EYE BOLT MOUNTING MS27213-73 (96906) | BD | EA | 8 | | | | | | | | 6 | 5 |
| | 5310-763-8920 | NUT, PLAIN, HEXAGON: TOWING BRACKET MTG SCREW, 5/8-11 SCREW SIZE MS51967-20 (96906) | BD | EA | 4 | * | * | * | | | | * | 6 | 6 |
| | 5310-045-5001 | WASHER, LOCK, SPRING: TOWING BRACKET MTG SCREW, 5/8-11 SCREW SIZE MS35340-50 (96906) | BD | EA | 4 | * | * | * | | | | * | 6 | 7 |
| | 5310-823-8803 | WASHER, FLAT: TOWING BRACKET MTG SCREW, 5/8-11 SCREW SIZE MS27183-21 (96906) | BD | EA | 8 | * | * | * | | | | | | |
| | 5305-724-6759 | SCREW, CAP, HEXAGON HEAD: TOWING BRACKET MTG, 5/8-11 THD SIZE, 4 3/4 IN. LG MS90725-175 (96906) | BD | EA | 4 | * | * | * | | | | | | |
| F | 5310-763-8920 | NUT, PLAIN, HEXAGON: EYE BOLT MTG, 5/8-11 SCREW SIZE MS5197-20 (96906) | BD | EA | 2 | * | * | * | | | | | | |
| F | 5310-045-5001 | WASHER, LOCK, SPRING: EYE BOLT MTG, 5/8-11 SCREW SIZE MS35340-50 (96906) | BD | EA | 2 | * | * | * | | | | | | |
| F | 5310-823-8803 | WASHER, FLAT: EYE BOLT MTG MS27183-21 (96906) | BD | EA | 2 | * | * | * | | | | | | |
| XZF | | BOLT, EYE, SHOULDER: SK ID PLATFORM TOWING, 5/8-11 THD SIZE, 1 7/8 IN. LG MS51937-7 (96906) | BD | EA | 2 | | | | | | | | | |
| XZF | | BRACKET, TOWING: SK ID PLATFORM 13214E1446 (97403) | BD | EA | 2 | | | | | | | | | |
| | | GROUP 04 - TRUCKS | | | | | | | | | | | | |
| XZF R | | TRUCK, CARGO: 5 TON, 6X6, MS4A2 MS53087 (96906) | BD | EA | 2 | | | | | | | | | |
| | | GROUP 05 - BRACKETS, BRACES, MOUNTING BASES, FRAMES AND ACCESSORY BOXES | | | | | | | | | | | | |
| F | 5310-085-1251 | NUT, SELF-LOCKING, HEXAGON: SPRING CLIP MTG SCREW, 1/4-20 SCREW SIZE MS51922-1 (96906) | EA | EA | 4 | * | * | * | | | | | | |

| SMR CODE | FEDERAL STOCK NUMBER | DESCRIPTION REF NUMBER & MFR CODE | USABLE ON CODE | UNIT OF MEAS | TY IC UNIT | (6) 30-DAY DS MAINT ALLOWANCE | | | (7) 90-DAY GS MAINT ALLOWANCE | | | (8) 1-YR ALW PER 100 EQUIP CNTGY | (9) ILLU- STRATION | |
|-------------|----------------------------|---|----------------------|--------------------|------------------|----------------------------------|-------|-------|----------------------------------|-------|--------|---|-----------------------|----------------|
| | | | | | | (a) | (b) | (c) | (a) | (b) | (c) | | 1) No. D. | 2) Em D. |
| | | | | | | 1-21 | 21-30 | 31-60 | 1-20 | 21-30 | 31-100 | | | |
| K20 | | WASHER, FLAT: SPRING CLIP MTG SCREW, 1/4-20 SCREW SIZE MS27183-10 (96906) | | EA | 4 | | | | | | | | 7 | 2 |
| P O | 305-068-0502 | SCREW, CAP, HEXAGON HEAD: SPRING CLIP MTG, 1/4-20 THD SIZE, 3/4 IN. LG MS90725-6 (96906) | | EA | 4 | | * | | | | | | | 3 |
| K20 | | WASHER, FLAT: SPRING CLIP MTG SCREW, 1/4-20 SCREW SIZE MS27183-10 (96906) | | EA | 4 | | | | | | | | | 4 |
| K20 | | SLIP, SPRING: SLEDGE HAMMER 13214E1213-1 (97403) | | EA | 4 | | | | | | | | | 5 |
| P O | 310-088-1251 | NUT, SELF-LOCKING: BRACKET MTG SCREW, 1/4-20 SCREW SIZE MS91922-1 (96906) | | EA | 8 | | * | | | | | | | 6 |
| K20 | | WASHER, FLAT: BRACKET MTG SCREW, 1/4-20 SCREW SIZE MS27183-10 (96906) | | EA | 8 | | | | | | | | | 7 |
| P O | 305-068-0502 | SCREW, CAP, HEXAGON HEAD: BRACKET MTG, 1/4-20 THD SIZE, 3/4 IN. LG MS90725-6 (96906) | | EA | 8 | | * | | | | | | | 8 |
| | | WASHER, FLAT: BRACKET MTG SCREW, 1/4-20 SCREW SIZE MS27183-10 (96906) | | EA | 8 | | | | | | | | | 9 |
| | | BRACKET ASSEMBLY, SLEDGE HAMMER 13214E1214 (97403) | | EA | 4 | | | | | | | | | 10 |
| P O | 5310-087-4652 | NUT, SELF-LOCKING: BRACKET MTG SCREW, 3/8-16 SCREW SIZE MS91922-17 (96906) | | EA | 24 | | | | | | | | | 11 |
| P O | 5310-080-6004 | WASHER, FLAT: BRACKET MTG SCREW, 3/8-16 SCREW SIZE MS27183-14 (96906) | | EA | 24 | | | | | | | | | 12 |
| P O | 5305-984-5691 | SCREW, MACHINE, PAN HEAD: BRACKET MTG, 3/8-16 THD SIZE, 1 IN. LG MS35206-311 (96906) | | EA | 24 | | | | | | | | | 13 |
| P O | 5310-732-0958 | BRACKET: FIRE EXTINGUISHER, 5 LB 13214E1235 (97403) | | EA | 6 | | | | | | | | | 14 |
| | | WASHER, LOCK, SPRING: HOLD-DOWN ROD, 3/8-16 SCREW SIZE MS35340-46 (96906) | | A EA | 4 | | | | | | | | | 15 |
| P O | 5310-080-6004 | WASHER, FLAT: HOLD-DOWN ROD, 3/8-16 SCREW SIZE MS27183-14 (96906) | | A EA | 4 | | | | | | | | | 16 |
| K20 | | FRAME, HOLD-DOWN: SYNCHRONIZER ASSEMBLY 13214E1418 (97403) | | A EA | 1 | | | | | | | | | 17 |
| | | NUT, FLAIN, HEXAGON: U-BOLT MTG, 3/8-16 THD SIZE MS35691-21 (96906) | | A EA | 8 | | | | | | | | | 18 |
| P O | 5310-637-9941 | WASHER, LOCK: U-BOLT MTG, 3/8-16 SCREW SIZE MS35338-46 (96906) | | A EA | 8 | | | | | | | | | 19 |
| | | SPACER: U-BOLT MTG 13214E1430 (97403) | | A EA | 4 | | | | | | | | | 20 |
| P O | 5310-080-6004 | WASHER, FLAT: U-BOLT MTG, 3/8-16 SCREW SIZE MS27183-14 (96906) | | A EA | 8 | | | | | | | | | 21 |

| (1) S&P CODE | FEDERAL STOCK NUMBER | (3) DESCRIPTION REF NUMBER & MFR CODE | USABLE ON CODE | (4) UNIT OF MEAS | (5) IT M N IN | (6) 30-DAYS MAINT ALLOWANCE | | | (7) 30-DAY GS MAINT ALLOWANCE | | | (8) L-YR Lm SER 100 QUIP NTCV | (9) ILLUS- TRATION | |
|--------------------|----------------------------|---|----------------------|---------------------------|---------------------------|-----------------------------------|------|-------|-------------------------------------|------|-------|---|--------------------------|-----------|
| | | | | | | (a) | (b) | (c) | (a) | (b) | (c) | | (a) | (b) |
| | | | | | | 1-20 | 1-30 | 51-31 | 1-20 | 1-30 | 1-101 | | FIG. NO. | Em NO. |
| | | NUT, PLAIN, HEXAGON HEAD BOLT MTG, 3/8-24 THD SIZE MS35691-21 (96906) | A | EA | | | | | | | | 9 | 9 | |
| P O | 5306-993-3626 | BOLT, U: HOLD-DOWN ROD, CADMIUM PLATED, 3/8-24 THD SIZE, 1 1/4 IN. LG N (80205) | A | EA | | * | * | | | | * | 9 | 10 | |
| X20 | | ROD, HOLD-DOWN; SYNCHRONIZER ASSEMBLY, HOLD-DOWN FRAME 13214E1419 (9*) | A | EA | | | | | | | | 9 | 11 | |
| | | BRACKET: SYNCHRONIZER ASSEMBLY 13214E1432 (97403) | A | EA | | | | | | | | 9 | 12 | |
| | | SPOUT, CAN, FLEXIBLE MIL51205 (81349) | AB | EA | | | | | | | | 10 | 1 | |
| P O | 7240-222-3088 | CAN, GASOLINE: 5 GALLON MILITARY MILC1203 (81349) | AB | EA | | * | * | | | | 10 | 10 | 2 | |
| P O | 5310-087-4652 | NUT, SELF-LOCKING; BRACKET MTG SCREW, 3/8-16 THD SIZE MS51922-17 (96906) | AB | EA | | * | * | | | | * | 10 | 3 | |
| P O | 5310-080-6004 | WASHER, FLAT; BRACKET MTG SCREW, 3/8-16 SCREW SIZE MS27183-14 (96906) | M | EA | | * | * | | | | * | 10 | b | |
| P O | 5305-269-3210 | SCREW, CAP, HEXAGON HEAD; BRACKET MTG, 3/8-16 THD SIZE, 7/8 IN. LG MS90725-59 (96906) | AB | EA | | * | * | | | | * | 10 | 5 | |
| | | BRACKET ASSEMBLY, LIQUID CONTAINER: 5 GAL MS53052-1 (96906) | AB | EA | | | | | | | | 10 | 6 | |
| P O | 5310-904-3806 | NUT, SELF-LOCKING; ACCESSORY BOX MTG SCREW, 5/16-18 SCREW SIZE MS51922-9 (96906) | AC | EA | | * | * | | | | * | 10 | f | |
| P O | 5310-087-7493 | WASHER, FLAT; ACCESSORY BOX MTG SCREW, 5/16-18 SCREW SIZE MS27183-3 (96906) | AC | EA | | * | * | | | | * | 10 | 8 | |
| P O | 5306-225-8498 | SCREW, CAP, HEXAGON HEAD; ACCESSORY BOX MTG, 5/16-18 THD SIZE, 7/8 IN. LG MS90725-33 (96906) | K | EA | | * | * | | | | * | 10 | 9 | |
| 120 | | BOX, ACCESSORY 13214E1256 (97403) | AC | EA | | | | | | | | 10 | 10 | |
| 120 | | NUT, PLAIN, WING; HOLD-DOWN ROD, 3/8-16 THD SIZE MS35225-42 (96906) | AC | EA | | | | | | | | 11 | 1 | |
| 120 | | WASHER, LOCK, SPRING; HOLD-DOWN ROD, 3/8-16 SCREW SIZE MS35340-46 (96906) | AC | EA | | | | | | | | 11 | 2 | |
| 120 | | WASHER, FLAT; HOLD-DOWN ROD, 3/8-16 SCREW SIZE MS27183-14 (96906) | AC | EA | | | | | | | | 11 | 3 | |
| 120 | 131 5-844-5831 | WING, SPRING; HOLD-DOWN ROD MS16968-77 (96906) | AC | EA | | | | | | | | 11 | b | |
| 120 | | ROD, HOLD-DOWN; ACCESSORY BOX, 18 IN. LG 13214E1430-3 (97403) | AC | EA | | | | | | | | 11 | 5 | |
| 120 | | FRAME; ACCESSORY BOX 13214E1431 (97403) | AC | EA | | | | | | | | 11 | 6 | |
| 120 | | BOX, ACCESSORY 13214E1489 (97403) | AC | EA | | | | | | | | 11 | 7 | |
| 120 | | BASE; ACCESSORY BOX 13214E1428 (97403) | AC | EA | | | | | | | | 11 | 8 | |

| MR DOE | FEDERAL STOCK NUMBER | DESCRIPTION REF NUMBER & MFR CODE | USABLE ON CODE | UNIT OF MEAS | QTY NC N INIT | (6) 0-DAY DS. MAINT ALLOWANCE | | | (6) >0-DAY GS MAINT ALLOWANCE | | | (8) YR LW ER SO NUP ITGY | (9) ILLUSTRATION | |
|-----------|----------------------------|--|----------------------|--------------------|------------------------|-------------------------------------|-----|-----|-------------------------------------|-----|------|--|---------------------|----------|
| | | | | | | (a) | (b) | (c) | (a) | (b) | (c) | | (a) | (b) |
| | | | | | | -20 | 51 | 10 | 20 | -30 | -100 | | 1G. O. | EM O. |
| 20 | | ROD AND CLAMP, HOLD-DOWN: DISTRIBUTION BOX 13214E1430-1 (97403) | AC | EA | 8 | | | | | | | | 11 | 9 |
| 20 | | NUT, FLAIN, WING: HOLD-DOWN ROD, 3/8-16 THD SIZE MS35425-42 (96906) | AC | EA | 1 | | | | | | | | 11 | 10 |
| 20 | | WASHER, LOCK, SPRING: HOLD-DOWN ROD, 3/8-16 SCREW SIZE MS35340-46 (96906) | AC | EA | 1 | | | | | | | | 11 | |
| 20 | | WASHER, FLAT: HOLD-DOWN ROD, 3/8-16 SCREW SIZE MS27183-14 (96906) | AC | EA | 1 | | | | | | | | 11 | |
| 20 | | ROD, HOLD-DOWN: DISTRIBUTION BOX, 9.5 IN. LG 13214E1430-2 (97403) | AC | EA | 1 | | | | | | | | 11 | |
| 0 | 131 5-844-5831 | ROD, SPRING: HOLD-DOWN ROD MS16562-77 (96906) | AC | EA | 8 | * | * | | | | | | 11 | |
| 0 | 131 0-088-1 251 | NUT, SELF-LOCKING, HEXAGON: BASE MTG SCREW, 1/4-20 SCREW SIZE MS51 922-1 (96906) | AC | EA | 12 | * | * | | | | | | 11 | |
| 20 | | WASHER, FLAT: BASE MTG SCREW, 1/4-20 SCREW SIZE MS27183-10 (96906) | AC | EA | 12 | | | | | | | | | |
| 0 | 1305-158-5247 | SCREW, MACHINE: BASE MTG, CORROSION RESISTANT STEEL HEAD, 1/4-20 SCREW SIZE. 1 IN. LG MS351 90-291 (96906) | AC | EA | 12 | * | * | | | | | | | |
| 20 | | BASE, DISTRIBUTION BOX 1321 4E1428 (97403) | A | EA | 1 | | | | | | | | | |
| 20 | | BASE, DISTRIBUTION BOX 13214E1427 (97403) | C | EA | 1 | | | | | | | | | |
| 0 | 5310-087-4652 | NUT, SELF-LOCKING HEXAGON: BASE MTG SCREW, 3/8-16 SCREW SIZE MS51922-17 (96906) | AC | EA | 1 | * | * | | | | | | | |
| 0 | 5310-080-6004 | WASHER, FLAT: BASE MTG SCREW, 3/8-16 SCREW SIZE MS27183-14 (96906) | AC | EA | 11 | * | * | | | | | | | 2 |
| 0 | 5305-269-3218 | SCREW, CAP, HEXAGON HEAD: BASE MTG, 3/8-16 THD SIZE, 2 1/2 IN. LG MS90725-68 (96906) | AC | EA | | * | * | | | | | | | 3 |
| 20 | | BASE, CABLE REEL MOUNTING 13214E1424 (97403) | AC | EA | | | | | | | | | | 4 |
| 0 | 5310-088-1 251 | NUT, SELF-LOCKING, HEXAGON: BRACKET MTG SCREW, 1/4-20 SCREW SIZE MS51 922-1 (96906) | AC | EA | | | | | | | | | | 5 |
| | | WASHER, FLAT: BRACKET MTG SCREW, 1/4-20 SCREW SIZE MS27183-10 (96906) | AC | EA | 8 | | | | | | | | | 6 |
| 0 | 5305-225-384 | SCREW, CAP, HEXAGON HEAD: BRACKET MTG, 1/4-20 THD SIZE, 7/8 IN. LG MS90725-7 (96906) | AC | EA | 4 | | | | | | | | | 7 |
| | | BRACKET: ELECTRICAL CONNECTOR 13216E7424 (97403) | AC | EA | 2 | | | | | | | | | |
| 0 | 5310-584-799 | NUT, FLAIN, HEXAGON: COPPER, SILVER GROUNDING WIRE MTG, 3/8-16 THD SIZE MS16203-27 (96906) | C | EA | 1 | | | | | | | | | |

| (1) SMR CODE | (2) FEDERAL STOCK NUMBER | (3) DESCRIPTION REF NUMBER & MFR CODE | USABLE ON CODE | (4) UNIT OF MEAS | (5) QTY INC IN UNIT | (6) 30-DAY DS MAINT ALLOWANCE | | | (7) 30-DAY GS MAINT ALLOWANCE | | | (8) 1-YR ALW PER 100 EQUIP CNTGY | (9) ILLUS- TRATION | |
|--------------------|-----------------------------------|---|----------------------|---------------------------|---------------------------------|-------------------------------------|-------|--------|-------------------------------------|-------|--------|--|--------------------------|-------------|
| | | | | | | (a) | (b) | (c) | (a) | (b) | (c) | | (a) | (b) |
| | | | | | | 1-20 | 21-50 | 51-100 | 1-20 | 21-50 | 51-100 | | FIG. NO. | ITEM NO. |
| P O | 5310-022-8847 | WASHER, LOCK, FLAT: INTERNAL TOOTH, GROUNDING WIRE MTG SCREW, 3/8-16 SCREW SIZE MS35333-110 (96906) | C | EA | 1 | * | * | * | | | | * | 13 | 2 |
| P O | 5310-187-2413 | WASHER, FLAT: ELECTRICAL BRASS, GROUNDING WIRE MTG SCREW, 3/8-16 SCREW SIZE AN961-616T (88044) | C | EA | 1 | * | * | * | | | | * | 13 | 3 |
| M O | | WIRE, ELECTRICAL: GROUNDING, UNINSULATED COPPER QQM343TYPEBCLASS1 (81 348) MANUFACTURE FROM: | C | EA | 1 | | | | | | | | 13 | 4 |
| P O | 6149-395-8799 | WIRE, ELECTRICAL, 18 IN. REQUIRED, | | | | | | | | | | | | |
| P O | 5940-115-4992 | LUG, TERMINAL, 2 EA, MS20659-110 (96906) | | | | | | | | | | | | |
| P O | 5310-187-2413 | WASHER, FLAT: ELECTRICAL BRASS, GROUNDING WIRE MTG SCREW, 3/8-16 SCREW SIZE AN961-616T (88044) | C | EA | 1 | * | * | * | | | | * | 13 | 5 |
| X20 | | SCREW, CAP, HEXAGON HEAD: GROUNDING WIRE MTG, 3/8-16 THD SIZE, 1 IN. LG MS35309-369 (96906) | C | EA | 1 | | | | | | | | 13 | 6 |
| P O | 5310-223-6993 | NUT, SELF-LOCKING, HEXAGON: SWITCH BOX MTG SCREW, 1/2-13 SCREW SIZE MS51922-33 (96906) | C | EA | 4 | * | * | * | | | | * | 13 | 7 |
| P O | 5310-809-5998 | WASHER, FLAT: SWITCH BOX MTG SCREW, 1/2-13 SCREW SIZE MS27183-18 (96906) | C | EA | 8 | * | * | * | | | | * | 13 | 8 |
| P O | 5305-071-1767 | SCREW, CAP, HEXAGON HEAD: SWITCH BOX MTG, 1/2-13 THD SIZE, 1 IN. LG MS90725-1 10 (96906) | C | EA | 4 | * | * | * | | | | * | 13 | 9 |
| 20 | | NUT, FLAIN: BRASS, GROUND STRAP MTG SCREW, DISTRIBUTION BOX, 3/8-16 SCREW SIZE FFN836TYPE2STYLE1 (811348) | A | EA | 1 | | | | | | | | 14 | 1 |
| P O | 5310-584-7995 | NUT, FLAIN, HEXAGON: COPPER ALLOY, GROUND STRAP MTG SCREW, DISTRIBUTION BOX, 3/8-16 SCREW SIZE MS16203-27 (96906) | C | EA | 1 | * | * | * | | | | * | 14 | 1 |
| P O | 5310-913-9776 | WASHER, LOCK, FLAT: EXTERNAL TOOTH, BRASS, GROUND STRAP MTG SCREW, 3/8-16 SCREW SIZE MS35335-91 (96906) | AC | EA | 4 | * | * | * | | | | * | 14 | 2 |
| X20 | | LEAD, ELECTRICAL: GROUND STRAP, 12 1/2 IN. LG MS35915-4 (96906) | A | EA | 1 | | | | | | | | 14 | 3 |
| X20 | | SCREW, CAP, HEXAGON HEAD: BRASS, GROUND STRAP MTG, 3/8-16 THD SIZE, 1 IN. LG MS35309-360 (96906) | AC | EA | 1 | | | | | | | | 14 | 4 |
| X20 | | SCREW, CAP, HEXAGON HEAD: GROUND STRAP MTG, 3/8-16 THD SIZE, 1 1/4 IN. LG MS35309-362 (96906) | C | EA | 1 | | | | | | | | 14 | 4 |
| X20 | | STRUD, GROUNDING: GROUND STRAP MTG 13214E1223 (97403) | BD | EA | 2 | | | | | | | | 14 | 4 |
| O | 5310-087-4692 | NUT, SELF-LOCKING, HEXAGON: BRACKET MTG SCREW, 3/8-16 SCREW SIZE MS51922-17 (96906) | AC | EA | 4 | * | * | * | | | | * | 14 | 5 |
| O | 5310-080-6004 | WASHER, FLAT: BRACKET MTG SCREW, 3/8-16 SCREW SIZE MS27183-14 (96906) | AC | EA | 8 | * | * | * | | | | * | 14 | 6 |

| (1) MR NOE | FEDERAL STOCK NUMBER | DESCRIPTION REF NUMBER & MFR CODE | USABLE ON CODE | UNIT OF MEAS | QTY C HT | 30-DAY DS MAINT ALLOWANCE | | | DAY GS MAINT ALLOWANCE | | | (8) YR LW ER NO UIP TCY | (9) ILLUS- TRATION | |
|------------------|----------------------------|--|----------------------|--------------------|----------------|------------------------------|----------|--------------|---------------------------|-------------|---------------|---|--------------------------|-----------------|
| | | | | | | (a) 1-20 | (b) D | (c) 1-100 | (a) 0 | (b) 1-50 | (c) 51-100 | | (a) FIG. NO. | (b) EM O. |
| | | | | | | | | | | | | | | |
| 0 | 1305-269-3211 | SCREW, CAP, HEXAGON HEAD: BRACKET MTG, 3/8-16 THD SIZE, 1 IN. LG MS90725-60 (96906) | A | EA | 2 | * | | * | | | | * | 14 | 7 |
| 0 | 1305-269-3212 | SCREW, CAP, HEXAGON HEAD: BRACKET MTG, 3/8-16 THD SIZE, 1 1/8 IN. LG MS90725-61 (96906) | C | EA | 2 | * | * | * | | | | * | 14 | 7 |
| X20 | | BRACKET, SUPPORT: DISTRIBUTION BOX 13214E1422 (97403) | AC | EA | 2 | | | | | | | | 14 | 8 |
| 0 | 1310-087-4652 | NUT, SELF-LOCKING, HEXAGON: BRACKET MTG SCREW, 3/8-16 SCREW SIZE MS51922-17 (96906) | AC | EA | 4 | * | * | * | | | | * | 14 | 9 |
| 0 | 1310-080-6004 | WASHER, FLAT: BRACKET MTG SCREW, 3/8-16 SCREW SIZE MS27183-14 (96906) | AC | EA | 8 | * | * | * | | | | * | 14 | 10 |
| 0 | 1305-269-3211 | SCREW, CAP, HEXAGON HEAD: BRACKET MTG, 3/8-16 THD SIZE, 1 IN. LG MS90725-60 (96906) | AC | EA | 4 | * | * | * | | | | * | | 11 |
| 20 | | BRACKET, SUPPORT: DISTRIBUTOR BOX 13214E1422 (97403) | AC | EA | 2 | | | | | | | | | 12 |
| 0 | 5310-087-4652 | NUT, SELF-LOCKING, HEXAGON: BRACE MTG SCREW, 3/8-16 SCREW SIZE MS51922-17 (96906) | AC | EA | 2 | * | * | * | | | | * | | 13 |
| 0 | 5310-080-6004 | WASHER, FLAT: BRACE MTG SCREW, 3/8-16 SCREW SIZE MS27183-14 (96906) | AC | EA | 4 | * | * | * | | | | * | | 14 |
| 0 | 5305-269-3218 | SCREW, CAP, HEXAGON HEAD: BRACE MTG, 3/8-16 THD SIZE, 2 1/2 IN. LG MS90725-68 (96906) | AC | EA | 2 | * | * | * | | | | * | | 15 |
| 0 | 5310-087-4652 | NUT, SELF-LOCKING, HEXAGON: BRACE MTG SCREW, 3/8-16 SCREW SIZE MS51922-17 (96906) | AC | EA | 2 | * | * | * | | | | * | | 16 |
| 0 | 5310-080-6004 | WASHER, FLAT: BRACE MTG SCREW, 3/8-16 SCREW SIZE MS27183-14 (96906) | AC | EA | 4 | * | * | * | | | | * | | 17 |
| 0 | 5305-269-3218 | SCREW, CAP, HEXAGON HEAD: BRACE MTG, 3/8-16 THD SIZE, 2 1/2 IN. LG MS90725-68 (96906) | AC | EA | 2 | * | * | * | | | | * | | 18 |
| 20 | | BRACE: DIM A 38, 40, OUTSIDE, DISTRIBUTION BOX 13214E1423-2 (97403) | AC | EA | 2 | | | | | | | | | 19 |
| 0 | 5310-087-4652 | NUT, SELF-LOCKING, HEXAGON: BRACKET MTG SCREW, 3/8-16 SCREW SIZE MS51922-17 (96906) | AC | EA | 4 | * | * | * | | | | * | | 20 |
| 0 | 5310-080-6004 | WASHER, FLAT: BRACKET MTG SCREW, 3/8-16 SCREW SIZE MS27183-14 (96906) | AC | EA | 8 | * | * | * | | | | * | | 21 |
| 0 | 5305-269-3211 | SCREW, CAP, HEXAGON HEAD: BRACKET MTG, 3/8-16 THD SIZE, 1 IN. LG MS90725-60 (96906) | A | EA | 4 | * | * | * | | | | * | | 22 |
| 20 | | BRACKET, SUPPORT: DISTRIBUTION BOX 13214E1422 (97401) | AC | EA | 2 | | | | | | | | | 23 |
| 0 | 5310-087-4652 | NUT, SELF-LOCKING, HEXAGON: BRACKET MTG SCREW, 3/8-16 SCREW SIZE MS51922-17 (96906) | AC | EA | 4 | * | * | * | | | | * | | 24 |
| 0 | 5310-080-6004 | WASHER, FLAT: BRACKET MTG SCREW, 3/8-16 SCREW SIZE MS27183-14 (96906) | AC | EA | 8 | * | * | * | | | | * | | 25 |
| 0 | 5305-269-3211 | SCREW, CAP, HEXAGON HEAD: BRACKET MTG, 3/8-16 THD SIZE, 1 1/8 IN. LG MS90725-60 (96906) | A | EA | 4 | * | * | * | | | | * | | 26 |

| (1) SMR CODE | (2) FEDERAL STOCK NUMBER | (3) DESCRIPTION USABLE ON CODE REF NUMBER & MFR CODE | (4) UNIT OF MEAS | (5) QTY INC IN UNIT | (6) 30-DAY DS MAINT ALLOWANCE | | | (7) 30-DAY GS MAINT ALLOWANCE | | | (8) 1-YR ALW PER 100 EQUIP CNTGY | (9) ILLUS- TRATION | | |
|--------------------|-----------------------------------|---|---------------------------|---------------------------------|-------------------------------------|-------|--------|-------------------------------------|-------|--------|--|--------------------------|-------------|----|
| | | | | | (a) | (b) | (c) | (a) | (b) | (c) | | (a) | (b) | |
| | | | | | 1-20 | 21-50 | 51-100 | 1-20 | 21-50 | 51-100 | | FIG. NO. | ITEM NO. | |
| P O | 5305-269-3212 | SCREW, CAP, HEXAGON HEAD: BRACKET MTG, 3/8-16 THD SIZE, 1 1/8 IN. LG MS90725-61 (96906) | C | EA | 2 | * | * | * | | | | * | 14 | 26 |
| X20 | | BRACKET, SUPPORT: DISTRIBUTION BOX 13214E1422 (97403) | A | EA | 1 | | | | | | | | 14 | 27 |
| X20 | | BRACKET, SUPPORT: DISTRIBUTION BOX 13216E7542 (97403) | C | EA | 1 | | | | | | | | 14 | 27 |
| P O | 5310-087-4652 | NUT, SELF-LOCKING, HEXAGON: BRACE MTG SCREW, 3/8-16 SCREW SIZE MS51922-17 (96906) | AC | EA | 2 | * | * | * | | | | * | 14 | 28 |
| P O | 5310-080-6004 | WASHER, FLAT: BRACE MTG SCREW, 3/8-16 SCREW SIZE MS27183-14 (96906) | AC | EA | 4 | * | * | * | | | | * | 14 | 29 |
| P O | 5305-269-3218 | SCREW, CAP, HEXAGON HEAD: BRACE MTG, 3/8-16 THD SIZE, 2 1/2 IN. LG MS90725-68 (96906) | AC | EA | 2 | * | * | * | | | | * | 14 | 30 |
| P O | 5310-087-4652 | NUT, SELF-LOCKING, HEXAGON: BRACE MTG SCREW, 3/8-16 SCREW SIZE MS51922-17 (96906) | AC | EA | 2 | * | * | * | | | | * | 14 | 31 |
| P O | 5310-080-6004 | WASHER, FLAT: BRACE MTG SCREW, 3/8-16 SCREW SIZE MS27183-14 (96906) | AC | EA | 4 | * | * | * | | | | * | 14 | 32 |
| P O | 5305-269-3218 | SCREW, CAP, HEXAGON HEAD: BRACE MTG, 3/8-16 THD SIZE, 2 1/2 IN. LG MS90725-68 (96906) | AC | EA | 2 | * | * | * | | | | * | 14 | 33 |
| K20 | | BRACE: DIM A 37, 60, INSIDE, DISTRIBUTION BOX 13214E1423-1 (97403) | AC | EA | 2 | | | | | | | | 14 | 34 |
| P O | 5310-087-4652 | NUT, SELF-LOCKING, HEXAGON: BASE MTG SCREW, 3/8-16 THD SIZE MS51922-17 (96906) | AC | EA | 4 | * | * | * | | | | * | 14 | 35 |
| P O | 5310-080-6004 | WASHER, FLAT: BASE MTG SCREW, 3/8-16 SCREW SIZE MS27183-14 (96906) | AC | EA | 8 | * | * | * | | | | * | 14 | 36 |
| P O | 5305-269-3211 | SCREW, CAP, HEXAGON HEAD: BASE MTG SCREW, 3/8-16 THD SIZE, 1 IN. LG MS90725-60 (96906) | A | EA | 2 | * | * | * | | | | * | 14 | 37 |
| P O | 5305-269-3213 | SCREW, CAP, HEXAGON HEAD: BASE MTG, 3/8-16 THD SIZE, 1 1/4 IN. MS90725-62 (96906) | C | EA | 2 | * | * | * | | | | * | 14 | 37 |
| P O | 5310-087-4652 | NUT, SELF-LOCKING, HEXAGON: BASE MTG SCREW, 3/8-16 THD SIZE MS51922-17 (96906) | AC | EA | 5 | * | * | * | | | | * | 14 | 38 |
| P O | 5310-080-6004 | WASHER, FLAT: BASE MTG SCREW, 3/8-16 SCREW SIZE MS27183-14 (96906) | AC | EA | 10 | * | * | * | | | | * | 14 | 39 |
| P O | 5305-269-3212 | SCREW, CAP, HEXAGON HEAD: BASE MTG, 3/8-16 SCREW SIZE MS90725-61 (96906) | AC | EA | 5 | * | * | * | | | | * | 14 | 40 |
| K20 | | BASE, DISTRIBUTION BOX MOUNTING 13214E1421 (97403) | A | EA | 1 | | | | | | | | 14 | 41 |
| K20 | | BASE, DISTRIBUTION BOX MOUNTING 13216E7537 (97403) | C | EA | 1 | | | | | | | | 14 | 41 |
| X20 | | HOLD-DOWN, REEL: 16.36 IN. LG 13214E1426-1 (97403) | AC | EA | 2 | | | | | | | | 15 | 1 |

| SMR CODE | FEDERAL STOCK NUMBER | | | | (6) | | | (7) | | | (8) YR ALLW PER 100 DUMP MTOY | (9) US- ATION | |
|-------------|----------------------------|--|--|----|-----------------------------|-----|-----|------------------------------|-----|-----|---|---------------------|----|
| | | | | | 0-DAY DS MAINT ALLOWANCE | | | 30-DAY GS MAINT ALLOWANCE | | | | 1 | 2 |
| | | | | | (a) | (b) | (c) | (d) | (e) | (f) | | | |
| K20 | | | 3 7/8 13214E1426-2 (97403) | BD | EA | 12 | | | | | | | 1 |
| K20 | | | CABLE ASSEMBLY, POWER: DISTRIBUTION BOX 13214E1433-1 (97403) | A | EA | 1 | | | | | | | 2 |
| K20 | | | CABLE ASSEMBLY, POWER: DISTRIBUTION BOX 13216E7429 (97403) | A | EA | 2 | | | | | | | 2 |
| P0 | 150-949-0451 | | CABLE ASSEMBLY: BRANCH ELECTRICAL POWER, DISTRIBUTOR BOX 13214E1433-3 (97403) | B | EA | 1 | * | * | * | | | 4 | 2 |
| P0 | 115-484-3466 | | CABLE ASSEMBLY, POWER: DISTRIBUTION BOX, 1 3/8 IN. LG 13216E7546-1 (97403) | C | EA | 1 | * | * | * | | | 2 | 2 |
| K20 | | | CABLE ASSEMBLY: BRANCH ELECTRICAL POWER, DISTRIBUTOR BOX 13216E7546-3 (97403) | D | EA | 1 | | | | | | | 2 |
| K20 | | | ADAPTER, POWER CABLE 13214E7478 (97403) | D | EA | 1 | | | | | | | 3 |
| K20 | | | REEL: CABLE 13214E1425 (97403) | | EA | 31 | | | | | | | 5 |
| P0 | 1310-087-465 | | NUT, SELF-LOCKING: ACCESSORY BOX MTG SCREW, 3/8-16 SCREW SIZE MS91922-17 (96906) | BD | EA | 11 | * | * | * | | | | 6 |
| P0 | 1310-080-600 | | WASHER, FLAT: ACCESSORY BOX MTG SCREW, 3/8-16 SCREW SIZE MS2718314 (96906) | BD | EA | 21 | * | * | * | | | | 6 |
| P0 | 1305-269-451 | | SCREW, CAP, HEXAGON HEAD: ACCESSORY BOX MTG, 3/8-16 THD SIZE, 1 3/8 IN. LG MS90725-63 (96906) | BD | EA | 1 | * | * | * | | | | 6 |
| K20 | | | BOX, ACCESSORY 13214E1453 (97403) | BD | EA | | | | | | | | 6 |
| | | | | BD | EA | | | | | | | | 6 |
| P0 | 1310-088-125 | | NUT, SELF-LOCKING, HEXAGON: CLAMP MTG SCREW, 1/4-20 SCREW SIZE MS91922-1 (96906) | AB | EA | | * | * | * | | | | 6 |
| K20 | | | WASHER, FLAT: CLAMP MTG SCREW 1/4-20 SCREW SIZE MS27183-10 (96906) | AB | EA | 1 | | | | | | | 6 |
| P0 | 5305-958-524 | | SCREW, MACHINE: CLAMP MTG, 1/4-20 THD SIZE, 1 IN. LG MS35190-291 (96906) | A | EA | | | | | | | | 11 |
| P0 | 5305-958-524 | | SCREW, MACHINE: CLAMP MTG, 1/4-20 THD SIZE, 3/4 IN. LG MS35190-289 (96906) | B | EA | | | | | | | | 11 |
| | | | CLAMP, GROUND ROD 13212E3617-1 (97403) | AB | EA | | | | | | | | 1 |
| | | | 13205E1449 (97403) | BD | EA | 16 | | | | | | | 1 |
| | | | WASHER, LOCK, SPRING: HOLD-DOWN ROD, 3/8-16 SCREW SIZE MS33340-16 (96906) | BD | EA | 16 | | | | | | | 1 |
| | | | WASHER, FLAT: HOLD-DOWN ROD, 3/8-16 SCREW SIZE MS27183-14 (96906) | BD | EA | 16 | | | | | | | 1 |

| (1) SMR CODE | (2) FEDERAL STOCK NUMBER | (3) DESCRIPTION REF NUMBER & MFR CODE | USABLE ON CODE | (4) UNIT OF MEAS | (5) QTY INC IN UNIT | (6) 30-DAY DS MAINT ALLOWANCE | | | (7) 30-DAY GS MAINT ALLOWANCE | | | (8) 1-YR ALW PER 100 EQUIP CNTGY | (9) ILLUS- TRATION | |
|--------------------|-----------------------------------|--|----------------------|---------------------------|---------------------------------|-------------------------------------|-------|--------|-------------------------------------|-------|--------|--|--------------------------|-------------|
| | | | | | | (a) | (b) | (c) | (a) | (b) | (c) | | (a) | (b) |
| | | | | | | 1-20 | 21-50 | 51-100 | 1-20 | 21-50 | 51-100 | | FIG. NO. | ITEM NO. |
| X20 | | FRAME, DISTRIBUTION BOX 13214E1431 (97403) | BD | EA | 4 | | | | | | | | 17 | 4 |
| X20 | | BASE, DISTRIBUTION BOX 13214E1456 (97403) | BD | EA | 8 | | | | | | | | 17 | 5 |
| P O | 5315-844-5831 | PIN, SPRING: TUBULAR HOLD-DOWN ROD, 3/8 IN. DIA, 1 IN. LG MS16562-77 (96906) | BD | EA | 16 | * | * | * | | | | * | 17 | 6 |
| X20 | | ROD, HOLD-DOWN: FIRST BOX, PORTABLE DISTRIBUTION 13214E1430-4 (97403) | BD | EA | 16 | | | | | | | | 17 | 7 |
| P O | 5310-088-1251 | NUT, SELF-LOCKING: BASE MTG SCREW, 1/4-20 SCREW SIZE MS51922-1 (96906) | BD | EA | 16 | * | * | * | | | | * | 17 | 8 |
| X20 | | WASHER, FLAT: BASE MTG SCREW, 1/4-20 SCREW SIZE MS27183-10 (96906) | BD | EA | 16 | | | | | | | | 17 | 9 |
| P O | 5305-958-5247 | SCREW, MACHINE: BASE MTG, 1/4-20 THD SIZE, 2 IN. LG MS35190-291 (96906) | BD | EA | 16 | * | * | * | | | | * | 17 | 10 |
| X20 | | BASE, DISTRIBUTION BOX 13214E1457 (97403) | BD | EA | 4 | | | | | | | | 17 | 11 |
| P O | 5306-933-0596 | BOLT, HOOK, TURNBUCKLE: ACCESSORY BOX, 5/16-18 THD SIZE, 4 1/2 IN. LG MS27953-4 (96906) | BD | EA | 4 | * | * | * | | | | * | 18 | 1 |
| K20 | | BODY, TURNBUCKLE: ACCESSORY BOX MS27954-2 (96906) | BD | EA | 4 | | | | | | | | 18 | 2 |
| P O | 5310-959-7600 | NUT, SELF-LOCKING: U-BOLT MTG, 1/4-20 SCREW SIZE MS51922-5 (96906) | BD | EA | 8 | * | * | * | | | | * | 18 | 3 |
| K20 | | WASHER, FLAT: U-BOLT MTG, 1/4-20 SCREW SIZE MS27183-10 (96906) | BD | EA | 8 | | | | | | | | 18 | 4 |
| P O | 5306-993-3614 | BOLT, U: TURNBUCKLE, CADMIUM PLATED MS3104-5-8 (80209) | BD | EA | 4 | * | * | * | | | | * | 18 | 5 |
| P O | 5306-990-8798 | BOLT, EYE, TURNBUCKLE MS27950-3 (96906) | BD | EA | 4 | * | * | * | | | | * | 18 | 6 |
| K20 | | BOX, ACCESSORY 13214E1455 (97403) | BD | EA | 2 | | | | | | | | 18 | 7 |
| P O | 5310-087-4652 | NUT, SELF-LOCKING, HEXAGON: BRACKET MTG SCREW, 3/8-16 SCREW SIZE MS51922-17 (96906) | BD | EA | 8 | * | * | * | | | | * | 18 | 8 |
| P O | 5310-080-6004 | WASHER, FLAT: BRACKET MTG SCREW, 3/8-16 SCREW SIZE MS27183-14 (96906) | BD | EA | 16 | * | * | * | | | | * | 18 | 9 |
| P O | 5310-637-9541 | WASHER, LOCK: BRACKET MTG SCREW, 3/8-16 SCREW SIZE MS35338-46 (96906) | BD | EA | 8 | * | * | * | | | | * | 18 | 10 |
| P O | 5305-269-4511 | SCREW, CAP HEXAGON HEAD: BRACKET MTG, 3/8-16 THD SIZE, 1 3/8 IN. MS90723-63 (96906) | BD | EA | 8 | * | * | * | | | | * | 18 | 11 |
| P O | 5310-087-4652 | NUT, SELF-LOCKING, HEXAGON: BRACKET MTG SCREW, 3/8-16 SCREW SIZE MS51922-17 (96906) | BD | EA | 8 | * | * | * | | | | * | 18 | 12 |
| P O | 5310-080-6004 | WASHER, FLAT: BRACKET MTG SCREW, 3/8-16 SCREW SIZE MS27183-14 (96906) | BD | EA | 16 | * | * | * | | | | * | 18 | 13 |

| (1) R DC | (2) FEDERAL STOCK NUMBER | (3) DESCRIPTION REF NUMBER & MFR CODE | (4) USABLE ON CODE | (5) UNIT OF MEAS | (6) QTY INC IN UNIT | (6) 30-DAY DS MAINT ALLOWANCE | | | (7) 30-DAY GS MAINT ALLOWANCE | | | (8) YR ALW PER 100 EQUIP CHNGY | (9) ILLUS- TRATION | |
|----------------|-----------------------------------|---|-----------------------------|---------------------------|---------------------------------|-------------------------------------|-------|--------|-------------------------------------|-------|--------|--|--------------------------|----------|
| | | | | | | (a) | (b) | (c) | (a) | (b) | (c) | | (a) | (b) |
| | | | | | | 1-20 | 21-50 | 51-100 | 1-20 | 21-50 | 51-100 | | FIG. NO. | ITEM NO. |
| o | 5305-269-3214 | SCREW, CAP. HEXAGON HEAD: BRACKET MTG, 3/8-16 THD SIZE, 1 1/2 IN. LG MS90725-64 (96906) | BD | EA | 8 | . | . | . | | | | . | 18 | 14 |
| X2o | | BRACKET, MOUNTING: PORTABLE ACCESSORY BOX 13214E1458 (97403) | BD | EA | 4 | | | | | | | | 18 | 15 |
| o | 5310-087-4652 | NUT, SELF-LOCKING, HEXAGON: DISTRIBUTION BOX BRACKET MTG SCREW, 3/8-16 SCREW SIZE MS51922.17 (96906) | BD | EA | 4 | * | . | . | | | | . | 19 | 1 |
| o | 5310-080-6004 | WASHER, FLAT: DISTRIBUTION BOX BRACKET MTG SCREW, 3/8-16 SCREW SIZE MS27183-14 (96906) | BD | EA | 8 | * | . | . | | | | . | 19 | 2 |
| o | 5305-269-3211 | SCREW, CAP. HEXAGON HEAD: DISTRIBUTION BOX BRACKET MTG, 3/8-16 THD SIZE, 1 IN. LG MS90725-60 (96906) | BD | EA | 4 | * | . | . | | | | . | 19 | 3 |
| o | | BRACKET, DISTRIBUTION BOX 13214E1422 (97403) | BD | EA | 2 | . | | | | | | . | 19 | 4 |
| o | 5310-087-4652 | NUT, SELF-LOCKING, HEXAGON: DISTRIBUTION BOX BRACKET MTG SCREW, 3/8-16 SCREW SIZE MS51922-17 (96906) | BD | EA | 4 | * | . | . | | | | . | 19 | 5 |
| c | 5310-080-6004 | WASHER, FLAT: DISTRIBUTION BOX BRACKET MTG SCREW, 3/8-16 SCREW SIZE MS27183-14 (96906) | BD | EA | 8 | . | * | . | | | | . | 19 | 6 |
| o | 5305-269-3211 | SCREW, CAP. HEXAGON HEAD: DISTRIBUTION BOX BRACKET MTG, 3/8-16 THD SIZE, 1 IN. LG MS90725-60 (96906) | BD | EA | 4 | . | . | . | | | | . | 19 | 7 |
| m | | BRACKET, DISTRIBUTION BOX 13214E1422 (97403) | BD | EA | 2 | | | | | | | . | 19 | 8 |
| o | 5310-087-4652 | NUT, SELF-LOCKING, HEXAGON: DISTRIBUTION BOX BRACKET MTG SCREW, 3/8-16 SCREW SIZE MS51922-17 (96906) | BD | EA | 2 | . | . | . | | | | . | 19 | 9 |
| o | 5310-080-6004 | WASHER, FLAT: DISTRIBUTION BOX BRACKET MTG SCREW, 3/8-16 SCREW SIZE MS27183-14 (96906) | BD | EA | 4 | * | . | . | | | | . | 19 | 10 |
| o | 5305-269-3211 | SCREW, CAP. HEXAGON HEAD: DISTRIBUTION BOX BRACKET MTG, 3/8-16 THD SIZE, 1 1/2 IN. LG MS90725-68 (96906) | m | EA | 2 | . | . | . | | | | . | 19 | 11 |
| o | 5310-087-4652 | NUT, SELF-LOCKING, HEXAGON: DISTRIBUTION BOX BRACKET MTG SCREW, 3/8-16 SCREW SIZE MS51922.17 (96906) | BD | EA | 2 | . | . | . | | | | . | 19 | 12 |
| o | 5310-080-6004 | WASHER, FLAT: DISTRIBUTION BOX BRACKET MTG SCREW, 3/8-16 SCREW SIZE MS27183-14 (96906) | BD | EA | 4 | . | . | . | | | | . | 19 | 13 |
| o | 5305-269-3211 | SCREW, CAP. HEXAGON HEAD: DISTRIBUTION BOX BRACKET MTG, 3/8-16 THD SIZE, 1 1/2 IN. LG MS90725-68 (96906) | m | EA | 2 | . | . | . | | | | . | 19 | 14 |
| 20 | | BRACKET, DISTRIBUTION BOX 13214E1423-3 (97403) | B | EA | 1 | | | | | | | . | 19 | 15 |
| 20 | | BRACKET, DISTRIBUTION BOX 13216E7555 (97403) | O | EA | 1 | | | | | | | . | 19 | 15 |
| o | 5310-584-7995 | NUT, PLAIN, HEXAGON: ELECTRICAL LEAD MTG SCREW, 3/8-16 SCREW SIZE MS16203-27 (96906) | BD | EA | 2 | . | . | . | | | | . | 19 | 16 |

| (1) SMR CODE | (2) FEDERAL STOCK NUMBER | (3) DESCRIPTION REF NUMBER & MFR CODE | USABLE ON CODE | (4) UNIT OF MEAS | (5) QTY INC IN UNIT | (6) 30-DAY DS MAINT ALLOWANCE | | | (7) 30-DAY GS MAINT ALLOWANCE | | | (8) 1-YR ALW PER 100 EQUIP CNTGY | (9) ILLUS- TRATION | |
|--------------------|-----------------------------------|---|----------------------|---------------------------|---------------------------------|-------------------------------------|-------|--------|-------------------------------------|-------|--------|--|--------------------------|-------------|
| | | | | | | (a) | (b) | (c) | (a) | (b) | (c) | | (a) | (b) |
| | | | | | | 1-20 | 21-50 | 51-100 | 1-20 | 21-50 | 51-100 | | FIG. NO. | ITEM NO. |
| P O | 5310-913-9776 | WASHER, LOCK: ELECTRICAL LEAD MTG SCREW, 3/8-16 SCREW SIZE MS35335-91 (96906) | BD | EA | | * | * | * | | | | * | 19 | 17 |
| P O | 6140-913-5905 | LEAD, ELECTRICAL: DISTRIBUTION BOX GROUNDING, NO. 2 AWG, 12 1/2 IN. LONG MS35915-4 (96906) | D | EA | 1 | * | * | 2 | | | | 10 | 19 | 18 |
| K20 | | SCREW, CAP, HEXAGON HEAD: ELECTRICAL LEAD MTG, 3/8-16 THD SIZE, 1 1/4 IN. LG MS35309-362 (96906) | BD | EA | 2 | * | * | * | | | | * | 19 | 19 |
| P O | 5310-087-4652 | NUT, SELF-LOCKING, HEXAGON: DISTRIBUTION BOX MTG SCREW, 3/8-16 SCREW SIZE MS31922-17 (96906) | BD | EA | 8 | * | * | * | | | | * | 19 | 20 |
| P O | 5310-080-6004 | WASHER, FLAT: DISTRIBUTION BOX MTG SCREW, 3/8-16 SCREW SIZE MS27183-14 (96906) | BD | EA | 16 | * | * | * | | | | * | 19 | 21 |
| P O | 5305-269-3211 | SCREW, CAP, HEXAGON HEAD: DISTRIBUTION BOX MTG, 3/8-16 THD SIZE, 1 IN. LG MS90725-60 (96906) | B | EA | 4 | * | * | * | | | | * | 19 | 22 |
| P O | 5305-269-3212 | SCREW, CAP, HEXAGON HEAD: DISTRIBUTION BOX MTG, 3/8-16 THD SIZE, 1 1/8 IN. LG MS90725-61 (96906) | D | EA | 4 | * | * | * | | | | * | 19 | 22 |
| P O | 5310-087-4652 | NUT, SELF-LOCKING, HEXAGON: BASE MTG SCREW, 3/8-16 SCREW SIZE MS31922-17 (96906) | BD | EA | 10 | * | * | * | | | | * | 19 | 23 |
| P O | 5310-080-6004 | WASHER, FLAT: BASE MTG SCREW, 3/8-16 SCREW SIZE MS27183-14 (96906) | BD | EA | 20 | * | * | * | | | | * | 19 | 24 |
| P O | 5305-269-3213 | SCREW, CAP, HEXAGON : BASE MTG, 3/8-16 THD SIZE, 1 1/4 IN. LG MS90725-62 (96906) | B | EA | 5 | * | * | * | | | | * | 19 | 25 |
| P O | 5305-269-4511 | SCREW, CAP, HEXAGON HEAD: BASE MTG, 3/8-16 THD SIZE, 1 3/8 IN. LG MS90725-63 (96906) | D | EA | 5 | * | * | * | | | | * | 19 | 25 |
| K20 | | BASE, DISTRIBUTION BOX 13214E1454 (97403) | B | EA | 1 | | | | | | | | 19 | 26 |
| K20 | | BASE, DISTRIBUTION BOX 13216E7556 (97403) | D | EA | 1 | | | | | | | | 19 | 26 |
| | | GROUP 06 - DISTRIBUTION BOXES | | | | | | | | | | | | |
| 2F R | | DISTRIBUTION BOX ASSEMBLY 13214E1365 (97403) | AB | EA | 2 | | | | | | | | 20 | |
| 2F R | | DISTRIBUTION BOX ASSEMBLY 13216E7470 (97403) | CD | EA | 2 | | | | | | | | 20 | |
| F | | AMMETER: DISTRIBUTION BOX PANEL MILM030A-14MR36V50AAR (81349) | | EA | 3 | * | * | 2 | | | | 10 | 20 | 1 |
| 2F | | WIRING HARNESS, AMMETER 13216E7486 (97403) | AB | EA | 1 | | | | | | | | 20 | 2 |
| 2F | | WIRING HARNESS, AMMETER 13216E7475 (97403) | CD | EA | 1 | | | | | | | | 20 | 2 |
| P O | 6210-067-8368 | LENS, INDICATOR LIGHT: PANEL MILL3661-19STYLC19CD1 (81349) | | EA | 9 | 2 | 4 | 8 | | | | 90 | 20 | 3 |
| P O | 6240-223-9105 | LAMP, GLOW: INDICATOR LIGHT, 90V DC, 65V AC MILL5098TYPONE51 (81349) | | EA | 9 | 4 | 8 | 16 | | | | 180 | 20 | 4 |

| SMR CODE | FEDERAL STOCK NUMBER | DESCRIPTION REF NUMBER & MFR CODE | USABLE ON CODE | UNIT OF MEAS | Y | (6) 0-DAY DS MAINT ALLOWANCE | | | (6) 3-DAY GS MAINT ALLOWANCE | | | YR LW ER 30 IUIP ITGY | (9) ILLUSTRATION | |
|----------|----------------------|--|----------------|--------------|---|------------------------------|-----|-----|------------------------------|------|-------|-----------------------|------------------|---------|
| | | | | | | (a) | (b) | (c) | (a) | (b) | (c) | | (a) | (b) |
| | | | | | | -20 | 50 | 100 | 20 | 1-50 | 1-100 | | FIG. NO. | EM. NO. |
| X2F | | HOUSING, INSULATION; JCBT MILL3661-9STYLELM77-1 (81349) | | EA | 9 | | | | | | | | 20 | 5 |
| X2F | | WIRING HARNESS, PANEL LIGHTS 13216E7427 (97403) | AB | EA | 1 | | | | | | | | 20 | 5 |
| X2F | | WIRING HARNESS, PANEL LIGHTS 13216E7534 (97403) | CD | EA | 1 | | | | | | | | 20 | 5 |
| P O | 5310-761-6882 | NUT, PLAIN, HEXAGON; WELDLESS CHAIN MTG SCREW, NO. 14-20 THD SIZE MS51967-2 (96906) | | EA | 4 | * | * | | | | * | | 20 | 7 |
| P O | 5310-582-5965 | WASHER, LOCK, SPLIT; WELDLESS CHAIN MTG SCREW, 1/4-20 SCREW SIZE MS35338-44 (96906) | | EA | 4 | * | * | | | | * | | 20 | 3 |
| X20 | | WASHER, FLAT; WELDLESS CHAIN MTG SCREW, 1/4-20 SCREW SIZE MS27183-10 (96906) | | EA | 4 | | | | | | | | 20 | 9 |
| P O | 5305-986-1723 | SCREW, MACHINE, PAN HEAD; WELDLESS CHAIN MTG, 1/4-20 THD SIZE, 1/2 IN. LG MS35206-279 (96906) | AB | EA | 4 | * | * | | | | * | | 20 | 0 |
| P O | 5305-986-1724 | SCREW, MACHINE, PAN HEAD; WELDLESS CHAIN MTG, 1/4-20 THD SIZE, 5/8 IN. LG MS35206-200 (96906) | CD | EA | 4 | * | * | | | | * | | 20 | 0 |
| X20 | | HOOK, CHAIN; WELDLESS CHAIN, STAINLESS STEEL, 105 IN. LG, 15/16 IN. DIA MS67006-13 (96906) | | EA | 4 | | | | | | | | 20 | 1 |
| X20 | | INSULATION, SLEEVE; WELDLESS CHAIN MIL1-744TYPE1 CLASS2 (81349) | | EA | 4 | | | | | | | | 20 | 2 |
| X20 | | CHAIN, WELDLESS; DISTRIBUTION BOX PANEL MTG, NO. 0, 20 IN. LG RRC271TYPE2CLASS3 (81348) | | EA | 4 | | | | | | | | 20 | 3 |
| F | 5310-334-1754 | NUT, PLAIN, HEXAGON; PANEL MTG SCREW, NO. 10-24 THD SIZE MS35249-202 (96906) | | EA | 4 | | | | | | * | | 20 | 14 |
| X2F | | WASHER, LOCK, SPRING; PANEL MTG SCREW, NO. 10-24 SCREW SIZE MS35338-43 (96906) | | EA | 4 | | | | | | | | 20 | 15 |
| F | 5310-503-0746 | WASHER, FLAT; PANEL MTG SCREW, NO. 10-24 SCREW SIZE MS27183-8 (96906) | | EA | 4 | | | | | | * | | 20 | 16 |
| F | 5305-104-210 | SCREW, MACHINE, PAN HEAD; PANEL MTG, NO. 10-24 THD SIZE, 1/2 IN. LG MS35206-263 (96906) | | EA | 4 | | | | | | * | | 20 | 17 |
| X2F | | PANEL, DISTRIBUTION BOX 13214E1372 (97403) | AB | EA | 1 | | | | | | | | 20 | 16 |
| X2F | | PANEL, DISTRIBUTION BOX 13216E7529 (97403) | CD | EA | 1 | | | | | | | | 20 | 18 |
| X20 | | PLATE, INFORMATION; DISTRIBUTION BOX, 200 AMPS, 120/240V AC 13214E1337-1 (97403) | | EA | 1 | | | | | | | | 20 | 19 |
| P O | 5305-835-0962 | SCREW, TAPPING, THREAD; PLATE MTG, NO. 2-56 THD SIZE, 1/4 IN. LG MS24629-3 (96906) | | EA | 2 | | | | | | | | 20 | 20 |
| P O | 5310-087-0051 | WASHER, FLAT; PLATE MOUNTING SCREW, NO. 2-56 SCREW SIZE MS27183-2 (96906) | | EA | 2 | | | | | | | | 20 | 21 |

| (1) SMR CODE | (2) FEDERAL STOCK NUMBER | (3) DESCRIPTION REF NUMBER & MFR CODE | (4) USABLE ON CODE | (5) QTY INC IN UNIT | (6) 30-DAY DS MAINT ALLOWANCE | | | (7) 30-DAY GS MAINT ALLOWANCE | | | (8) 1-YR ALW PER 100 EQUIP CNTGY | (9) ILLUS- TRATION | |
|--------------------|-----------------------------------|--|-----------------------------|---------------------------------|-------------------------------------|-------|--------|-------------------------------------|-------|--------|--|--------------------------|-------------|
| | | | | | (a) | (b) | (c) | (a) | (b) | (c) | | (a) | (b) |
| | | | | | 1-20 | 21-30 | 31-100 | 1-20 | 21-30 | 31-100 | | FIG. NO. | ITEM NO. |
| P O | 5315-829-1480 | PIN, COTTER: COVER ARM, 5/64 IN. DIA, 1/2 IN. LG MS24665-208 (96906) | | EA | 1 | * | * | * | | | * | 20 | 22 |
| X20 | | ARM, COVER: DISTRIBUTION BOX 13214E1381 (97403) | | EA | 1 | | | | | | | 20 | 23 |
| X20 | | COVER, PROTECTIVE: RECEPTACLE, SIZE 32, TYPE B MS17349C32B (96906) | AB | EA | 9 | | | | | | | 20 | 24 |
| P F | 5310-534-9758 | NUT, PLAIN, HEXAGON: RECEPTACLE MTG SCREW, NO. 10-24 SCREW SIZE MS35643-202 (96906) | | EA | 36 | * | * | * | | | * | 20 | 25 |
| 2F | | WASHER, LOCK, SPL IT: RECEPTACLE MTG SCREW, NO. 10-24 SCREW SIZE MS35338-43 (96906) | | EA | 36 | | | | | | | 20 | 26 |
| P F | 5310-309-3546 | WASHER, FLAT: RECEPTACLE MTG SCREW, NO. 10-24 SCREW SIZE MS27183-8 (96906) | | EA | 27 | * | * | * | | | * | 20 | 27 |
| P F | 5305-984-6212 | SCREW, MACHINE, PAN HEAD: RECEPTACLE MTG, NO. 10-24 THD SIZE, 3/4 IN. LG MS35206-265 (96906) | | EA | 36 | * | * | * | | | * | 20 | 28 |
| 2F | | GASKET: RUBBER, SYNTHETIC, RECEPTACLE 13205E5156 (97403) | AB | EA | 9 | | | | | | | 20 | 29 |
| O | 5305-055-0562 | SCREW, TAPPING, THREAD: DESIGNATION: PLATE MTG, NO. 2-56 THD SIZE, 1/4 IN. LG MS24629-3 (96906) | | EA | 36 | * | * | * | | | * | 20 | 30 |
| O | 5310-067-0057 | WASHER, FLAT: DESIGNATION PLATE MTG SCREW, NO. 2-56 SCREW SIZE MS27183-2 (96906) | | EA | 36 | * | * | * | | | * | 20 | 31 |
| 20 | | PLATE, DESIGNATION: FIG 1, PHASE A 13214E1375-1 (97403) | | EA | 1 | | | | | | | 20 | 32 |
| 20 | | PLATE, DESIGNATION: FIG 2, PHASE B 13214E1375-2 (97403) | | EA | 1 | | | | | | | 20 | 33 |
| 20 | | PLATE, DESIGNATION: FIG 3, PHASE C 13214E1375-3 (97403) | | EA | 1 | | | | | | | 20 | 34 |
| 20 | | PLATE, DESIGNATION: FIG 4, PHASE A 13214E1375-4 (97403) | | EA | 1 | | | | | | | 20 | 35 |
| 20 | | PLATE, DESIGNATION: FIG 5, PHASE B 13214E1375-5 (97403) | | EA | 1 | | | | | | | 20 | 36 |
| 20 | | PLATE, DESIGNATION: FIG 6, PHASE C 13214E1375-6 (97403) | | EA | 1 | | | | | | | 20 | 37 |
| X20 | | PLATE, DESIGNATION: FIG 7, PHASE A 13214E1375-7 (97403) | | EA | 1 | | | | | | | 20 | 38 |
| 20 | | PLATE, DESIGNATION: FIG 8, PHASE B 13214E1375-8 (97403) | | EA | 1 | | | | | | | 20 | 39 |
| 20 | | PLATE, DESIGNATION: FIG 9, PHASE C 13214E1375-9 (97403) | | EA | 1 | | | | | | | 20 | 40 |
| 2F | | BOX, DISTRIBUTION 13214E1366 (97403) | AB | EA | 1 | | | | | | | 20 | 41 |
| 2F | | BOX, DISTRIBUTION 13216C7526 (97403) | CD | EA | 1 | | | | | | | 20 | 41 |
| O | 5325-401-6739 | CIRCUIT BREAKER 13216E746 (97403) | | EA | 9 | * | * | 2 | | | 10 | 21 | 1 |
| P F | 5310-534-9758 | NUT, PLAIN, HEXAGON: PANEL MTG SCREW, NO. 10-24 SCREW SIZE MS35643-202 (96906) | | EA | 4 | * | * | * | | | * | 21 | 2 |

| SMR CODE | FEDERAL STOCK NUMBER | DESCRIPTION EF NUMBER & MFR CODE | USABLE ON CODE | (4) UNIT OF MEAS | (5) Y C HT | (6) -DAY DS MAINT ALLOWANCE | | (7) -DAY GS MAINT ALLOWANCE | | | IR W IR O UIP TCY | .LUS- R | |
|-------------|----------------------------|---|----------------------|---------------------------|---------------------|-----------------------------------|-------------|-----------------------------------|-------------|------------|----------------------------------|----------------|----------|
| | | | | | | (a) 20 | (b) 1-50 | (1) 20 | (b) 1-50 | (3) 100 | | (1) G D. | (1) M |
| | | | | | | | | | | | | | |
| X2F | | WASHER, LOCK, SPRING: PANEL MTG SCREW, NO. 10-24 SCREW SIZE MS35338-43 (96906) | EA | | | | | | | | | 11 | 3 |
| P F | 5310-809-8546 | WASHER, FLAT: PANEL MTG SCREW, NO. 10-24 SCREW SIZE MS27183-8 (96906) | EA | | | * | * | * | | | * | 11 | 4 |
| P F | 5305-984-6210 | SCREW, MACHINE, PAN HEAD: PANEL MTG, NO. 10-24 THD SIZE, 1/2 IN. LG MS35206-263 (96906) | EA | | | * | * | * | | | * | 11 | 5 |
| P F | | PANEL, POWER: DISTRIBUTION BOX 13205E5026 (97403) | AB EA | | | * | * | * | | | 2 | 11 | 6 |
| P F | 6110-484-3461 | PANEL, POWER: DISTRIBUTION BOX 13216E7530 (97403) | CD EA | | | * | * | * | | | 2 | 11 | 6 |
| P F | 5310-934-9750 | NUT, PLAIN, HEXAGON: BRACKET MTG SCREW, NO. 10-24 THD SIZE MS35649-202 (96906) | EA | | | * | * | * | | | * | 11 | 7 |
| X2F | | WASHER, LOCK: BRACKET MTG SCREW, NO. 10-24 SCREW SIZE MS35338-43 (96906) | EA | | | | | | | | | 11 | 8 |
| P F | 5310-809-8546 | WASHER, FLAT: BRACKET MTG SCREW, NO. 10-24 SCREW SIZE MS27183-8 (96906) | EA | | | * | * | * | | | * | 11 | 9 |
| P F | 5305-984-6210 | SCREW, MACHINE, PAN HEAD: BRACKET MTG, NO. 10-24 THD SIZE, 1/2 IN. LG MS35206-263 (96906) | EA | | | * | * | * | | | * | 11 | 0 |
| X2F | | BRACKET, PANEL: DISTRIBUTION POWER, LEFT SIDE 13214E1374 (97403) | EA | | | | | | | | | 11 | 1 |
| X2F | | BRACKET, PANEL: DISTRIBUTION POWER, RIGHT SIDE 13214E1373 (97403) | EA | | | | | | | | | 11 | 2 |
| P F | 5310-934-9750 | NUT, PLAIN, HEXAGON: TERMINAL BOARD MTG SCREW, NO. 10-24 THD SIZE MS35649-202 (96906) | EA | | | * | * | * | | | * | 2 | 13 |
| X2F | | WASHER, LOCK, SPLIT: TERMINAL BOARD MTG SCREW, NO. 10-24 SCREW SIZE MS35338-43 (96906) | EA | | | | | | | | | 2 | 14 |
| P F | 5310-809-8546 | WASHER, FLAT: TERMINAL BOARD MTG SCREW, NO. 10-24 SCREW SIZE MS27183-8 (96906) | EA | | | * | * | * | | | * | 2 | 15 |
| P F | 5305-984-6210 | SCREW, MACHINE, PAN HEAD: TERMINAL BOARD MTG, NO. 10-24 THD SIZE, 1 IN. LG MS35206-261 (96906) | EA | | | * | * | * | | | * | 2 | 16 |
| X2F | | BOARD, TERMINAL - DISTRIBUTION BOX MIL-T-55164-3 TYPE 39TB6 (81349) | EA | | | | | | | | | 2 | 17 |
| X2F | | STRAP, CABLE: ADJUSTABLE SELF-CLINCH MS17821-1-9 (96906) (AS REQUIRED) | FT | | | | | | | | | 1 | 18 |
| X20 | | COVER, REAR 13214E1383 (97403) | AB EA | | | | | | | | | 1 | 1 |
| X20 | | COVER WITH FASTENERS, REAR: DISTRIBUTION BOX 13216E7533 (97403) | CD EA | | | | | | | | | 1 | 1 |

| (1) SNR CODE | (2) FEDERAL STOCK NUMBER | (3) DESCRIPTION REF NUMBER & MFR CODE | (4) USABLE ON CODE | (5) UNIT OF MEAS | QTY INC IN UNIT | (6) 30-DAY DS MAINT ALLOWANCE | | | (7) 30-DAY GS MAINT ALLOWANCE | | | (8) 1-YR ALW PER 100 EQUIP CNTGY | (9) ILLUS- TRATION | |
|--------------------|-----------------------------------|--|-----------------------------|---------------------------|--------------------------|-------------------------------------|-------|--------|-------------------------------------|-------|--------|--|--------------------------|---------------------|
| | | | | | | (a) | (b) | (c) | (a) | (b) | (c) | | (10) FIG. NO. | (11) ITEM NO. |
| | | | | | | 1-20 | 21-50 | 51-100 | 1-20 | 21-50 | 51-100 | | | |
| X2F | | STUFFING TUBE 13212E3582-7 (97403) | | EA | 1 | | | | | | | | 22 | 2 |
| X2F | | PACK ING. PREFORMED MS28775-238 (96906) | | EA | 1 | | | | | | | | 22 | 3 |
| P F | | WIRING HARNESS, RECEPTACLES 13216E7428 (97403) (INCLUDES RECEPTACLES AND GASKETS) | AB | EA | 1 | * | * | * | | | | 2 | 22 | 4 |
| P F | 6110-484-3464 | WIRING HARNESS, RECEPTACLES 13216E7473 (97403) (INCLUDES RECEPTACLES AND GASKETS) | CD | EA | 1 | * | * | * | | | | 2 | 22 | 4 |
| P F | 5305-989-7434 | SCREW, MACHINE: CLAMP MTG, NO. 10-24 THD SIZE, 1 1/4 IN. LG MS35207-268 (96906) | | EA | 6 | * | * | * | | | | * | 22 | 5 |
| X2F | | WASHER, LOCK: CLAMP MTG SCREW, NO. 10-24 SCREW SIZE MS35338-43 (96906) | | EA | 6 | | | | | | | | 22 | 6 |
| X2F | | CLAMP, CURRENT TRANSFORMER 13214E1380 (97403) | AB | EA | 3 | | | | | | | | 22 | 7 |
| X2F | | CLAMP, CURRENT TRANSFORMER 13216E7532 (97403) | CD | EA | 3 | | | | | | | | 22 | 7 |
| P F | | TRANSFORMER, CURRENT: DISTRIBUTION BOX 13214E1379 (97403) | AB | EA | 3 | * | * | * | | | | 3 | 22 | 8 |
| P F | 5950-436-0699 | TRANSFORMER, CURRENT: DISTRIBUTION BOX 13216E7466 (97403) | CD | EA | 3 | * | * | * | | | | 3 | 22 | 8 |
| P F | 5305-225-3839 | SCREW, CAP, HEXAGON HEAD: INSULATOR MOUNTING MS90725-9 (96906) | | EA | 6 | * | * | * | | | | * | 22 | 9 |
| P F | 5310-582-5965 | WASHER, LOCK, SPLIT: INSULATOR MTG SCREW, 1/4 SCREW SIZE MS35338-44 (96906) | | EA | 6 | * | * | * | | | | * | 22 | 10 |
| X2F | | INSULATOR: STAND-OFF, CURRENT TRANSFORMER 13214E1378 (97403) | AB | EA | 1 | | | | | | | | 22 | 11 |
| X2F | | INSULATOR: STAND-OFF, CURRENT TRANSFORMER 13216E7531 (97403) | CD | EA | 1 | | | | | | | | 22 | 11 |
| X2F | | NUT, PLAIN, HEXAGON: LUG TERMINAL MTG SCREW, 1/2-13 SCREW SIZE MS16203-29 (96906) | | EA | 4 | | | | | | | | 22 | 12 |
| X2F | | WASHER, LOCK: LUG TERMINAL MTG SCREW, 1/2-13 SCREW SIZE MS35335-93 (96906) | | EA | 4 | | | | | | | | 22 | 13 |
| F | | TERMINAL, LUG MIL-T-55156-1 TYPE LPO1L012 (81349) | AB | EA | 4 | * | * | * | | | | 5 | 22 | 14 |
| F | | TERMINAL, LUG LPO1L014 (81349) | CD | EA | 4 | * | * | * | | | | 5 | 22 | 14 |
| X2F | | NUT, PLAIN, HEXAGON: LUG TERMINAL MTG SCREW, 1/2-13 SCREW SIZE MS16203-29 (96906) | | EA | 4 | | | | | | | | 22 | 15 |
| X2F | | WASHER, FLAT: LUG TERMINAL MTG SCREW, 1/2-13 SCREW SIZE AN961-816T (88044) | | EA | 4 | | | | | | | | 22 | 16 |
| F | | TERMINAL, LUG MIL-T-55156-1 TYPE LPO1L012 (81349) | AB | EA | 4 | REF | REF | REF | | | | REF | 22 | 17 |

| (1) SMR COD | FEDERAL STOCK NUMBER | DESCRIPTION EF NUMBER & MFR CODE | USABLE ON CODE | UNIT OF MEAS | TY C 1 411 | (6) | | | (7) | | | R W B JIP TGY | ILLUSTRATION | |
|-------------------|----------------------------|--|----------------------|--------------------|---------------------|--------------|-----------------|-----------|--------------------|-----|-----|---------------------------|--------------|-----|
| | | | | | | 30-DA ALI | S MAINT OWAN | 10- AL | IS MAINT OWANCE | (c) | 1) | | 2) | |
| | | | | | | a) | b) | c) | (b) | | | | | (c) |
| 20 | 30 | 10 | 20 | 30 | 1-100 | 1) | 2) | | | | | | | |
| P F | | TERMINAL, LUG LPO1L01A (81349) | CD | EA | | REF | REF | IE | | | REF | 22 | 17 | |
| X2F | | WASHER, LOCK: LUG TERMINAL MTG SCREW, 1/2-13 SCREW SIZE MS35335-93 (96906) | | EA | | | | | | | | 22 | 18 | |
| X2F | | SCREW, CAP, HEXAGON HEAD: LUG TERMINAL MTG, 1/2-13 THD SIZE, 2 3/4 IN. LG MS35309-418 (96906) | | EA | | | | | | | | 22 | 19 | |
| P F | 5310-761-6882 | NUT, PLAIN, HEXAGON: TERMINAL BOARD MTG SCREW, 1/4-20 SCREW SIZE MS91967-2 (96906) | | EA | | * | * | | | | * | 22 | 20 | |
| P F | 5310-582-5965 | WASHER, LOCK, SPLIT: TERMINAL BOARD MTG SCREW, 1/4-20 SCREW SIZE MS35338-44 (96906) | | EA | | * | * | | | | * | 22 | 21 | |
| X2F | | BOARD, TERMINAL: LUG TERMINAL 13214E1377 (97403) | | EA | | | | | | | | 22 | 22 | |
| X2F | | WASHER, FLAT: TERMINAL BOARD MTG SCREW, 1/4-20 SCREW SIZE MS27183-10 (96906) | | EA | | | | | | | | 22 | 23 | |
| P F | 5305-071-2242 | SCREW, CAP, HEXAGON HEAD: TERMINAL BOARD MTG, 1/4-20 THD SIZE, 1 1/8 IN. LG MS90725-9 (96906) | | EA | | * | * | | | | * | 22 | 24 | |
| P F | 5310-068-1251 | NUT, SELF-LOCKING: BRACKET MTG SCREW, 1/4-20 SCREW SIZE MS91922-1 (96906) | | EA | | * | * | | | | * | 21 | 25 | |
| X2F | | WASHER, FLAT: BRACKET MTG SCREW, 1/4-20 SCREW SIZE MS27183-10 (96906) | | EA | | | | | | | | 21 | 26 | |
| X2F | | BRACKET: TERMINAL BOARD MTG 13214E1376 (97403) | | EA | | | | | | | | 21 | 27 | |
| X2F | | WASHER, FLAT: BRACKET MTG SCREW, 1/4-20 SCREW SIZE MS27183-10 (96906) | | EA | | | | | | | | 21 | 28 | |
| P F | 5305-068-0502 | SCREW, CAP, HEXAGON HEAD: BRACKET MTG, 1/4-20 THD SIZE, 3/4 IN. LG MS90725-6 (96906) | | EA | | * | * | | | | * | 21 | 29 | |
| X2F | | WIRE, ELECTRICAL: 600V, NO. 1 AWG MS2919081 (96906) (AS REQUIRED) | | AB | FT | | | | | | | 2 | 1 | |
| X2F | | WIRE, ELECTRICAL: 600V, NO. 16 AWG MS29190816 (96906) (AS REQUIRED) | | AB | FT | | | | | | | 2 | 2 | |
| X2F | | WIRE, ELECTRICAL: 600V, AW-0000 SIZE MS29190804 (96906) (AS REQUIRED) | | CD | FT | | | | | | | 23 | 3 | |
| X2F | | WIRE, ELECTRICAL: 600V, NO. 16 AWG MS29190816 (96906) (AS REQUIRED) | | | FT | | | | | | | 23 | 4 | |
| X2D | | BOX, DISTRIBUTION, PORTABLE 13214E1332 (97403) | | EA | | | | | | | | 24 | | |
| P O | 5305-988-1784 | SCREW, MACHINE, PAN HEAD: PANEL MTG, 1/4-20 THD SIZE, 5/8 IN. LG MS35206-280 (96906) | | EA | | | | | | | | 24 | 1 | |
| P O | 5310-582-5965 | WASHER, LOCK: PANEL MTG SCREW, 1/4-20 SCREW SIZE MS35338-44 (96906) | | EA | | | | | | | | 24 | 2 | |

| SRI CODE | FEDERAL STOCK NUMBER | DESCRIPTION REF NUMBER & MFR CODE | USABLE ON CODE | UN O ME | (5) | | | (6) | | | (7) | | | (8) | (9) | |
|-------------|----------------------------|---|----------------------|---------------|-------------------------|-----------------------------|-----|-----|-----------------------------|-----|-----|--|---------------------------------|-----|-------------|--|
| | | | | | QTY INC IN UNI | 30-DAY DS MAIN ALLOWANCE | | | 30-DAY GS MAIN ALLOWANCE | | | 1-YR ALW PER 100 EQUIP INTG | ILLUS- TRATION FIG NO. | | ITEI NO. | |
| | | | | | | (a) | (b) | (c) | (a) | (b) | (c) | | | | | |
| X2K | | WASHER, FLAT: PANEL MTG SCREW, 1/4-20 SCREW SIZE MS27183-10 (96906) | | EA | 8 | | | | | | | | | 24 | 3 | |
| X20 | | PANEL, FACE: DISTRIBUTION BOX 13214E1335 (97403) | | EA | 1 | | | | | | | | | 24 | 4 | |
| X20 | | SCREW, CAP, HEXAGON HEAD: BRACKET AND HANDLE MTG, NO. 10-32 THD SIZE, 7/8 IN. LG FFS85TYPE2STYLE10 (81348) | | EA | 4 | | | | | | | | | 24 | 5 | |
| 0 | 5310-261-827 | WASHER, LOCK: BRACKET AND HANDLE MTG SCREW, NO. 10-32 SCREW SIZE MS35338-100 (96906) | | EA | 4 | | | | | | | | • | 24 | 6 | |
| 0 | 5310-045-520 | WASHER, FLAT: BRACKET AND HANDLE MTG SCREW, BRASS, NO. 10-32 SCREW SIZE MS15795-908 (96906) | | EA | 4 | | | | | | | | • | 24 | 7 | |
| 20 | | HANDLE, BOW: PANEL, NO. 10-32 THD SIZE, 3.31 IN. LG MS39087-6 (96906) | | EA | 2 | | | | | | | | | 24 | 8 | |
| 20 | | NUT, PLAIN, HEXAGON: POWER PANEL MTG SCREW, NO. 10-32 THD SIZE MS35650-302 (96906) | | EA | 4 | | | | | | | | | 24 | 9 | |
| 20 | | WASHER, LOCK, SPRING: POWER PANEL MTG SCREW, NO. 10-32 SCREW SIZE MS35338-43 (96906) | | EA | 4 | | | | | | | | | 24 | 10 | |
| 20 | | BRACKET: POWER PANEL MTG 13214E1336 (97403) | | EA | 2 | | | | | | | | | 24 | 11 | |
| 0 | 1310-309-8546 | WASHER, FLAT: POWER PANEL MTG SCREW, NO. 10-32 SCREW SIZE MS27183-8 (96906) | | EA | 8 | | | | | | | | • | 24 | 12 | |
| 20 | | SCREW, CAP, HEXAGON HEAD: POWER PANEL MTG, NO. 10-32 THD SIZE, 7/8 IN. LG FFS85TYPE2STYLE10 (81348) | | EA | 4 | | | | | | | | | 24 | 13 | |
| X20 | | PANEL, POWER: DISTRIBUTION BOX 13214E1474 (97403) | | EA | 1 | | | | | | | | | 24 | 14 | |
| 0 | 925-818-4811 | CIRCUIT BREAKER: DISTRIBUTION BOX 13214E1475 (97403) | | EA | 6 | 2 | 2 | | | | | | 30 | 24 | 15 | |
| X20 | | LENS, INDICATOR LIGHT MILL3661-19TYPELC19CD1 (81349) | | EA | 6 | | | | | | | | | 24 | 16 | |
| 0 | 6240-223-9105 | LAMP, GLOW: INDICATOR LIGHT, 90V DC, 65V AC MILL15098TYPENE51 (81349) | | EA | 6 | REF | REF | IE | | | | | REF | 24 | 17 | |
| 0 | | HOUSING, INDICATOR LIGHT MILL3661-9TYPELM477-1 (81349) | | EA | 6 | | | | | | | | | 24 | 18 | |
| 0 | | STRAP, CABLE: ELECTRICAL WIRING, 1 3/4 IN. W MS17821-1-9 (96906) (AS REQUIRED) | | FT | | | | | | | | | | 24 | 19 | |
| 0 | 5310-934-9757 | NUT, PLAIN, HEXAGON HEAD: RECEPTACLE CONNECTOR MTG SCREW, NO. 8-32 THD SIZE MS35649-282 (96906) | | EA | 12 | | | | | | | | | 24 | 20 | |
| 0 | 5310-045-3299 | WASHER, LOCK, SPRING: RECEPTACLE CONNECTOR MTG SCREW, NO. 8-32 SCREW SIZE MS35338-42 (96906) | | EA | 12 | | | | | | | | | 24 | 21 | |
| 0 | 5935-823-0910 | CONNECTOR, RECEPTACLE, ELECTRIC: FACE PANEL WC596STYLED3 (81348) | | EA | 61 | | 2 | | | | | | | 24 | 22 | |

| MM CDO | (2) FEDERAL STOCK NUMBER | (3) DESCRIPTION REF NUMBER & MFR CODE | USABLE ON CODE | (6) | | | | | | (8) L-VI ALY PER 100 QUA INTI | (9) | |
|-----------|-----------------------------------|--|----------------------|------------------------------|-------------|-------------|------------------------------|-------------|-------------|---|------------------|------------------|
| | | | | 30-DAY DS MAINT ALLOWANCE | | | 30-DAY GS MAINT ALLOWANCE | | | | (10) PI IN | (11) TE NO |
| | | | | (a) 1-20 | (b) 21-3 | (c) 1-10 | (d) 1-2 | (e) 21-3 | (f) 1-11 | | | |
| P O | 5310-809-8549 | WASHER, FLAT: RECEPTACLE CONNECTOR MFG SCREW, NO. 8-32 SCREW SIZE MS27183-7 (96906) | EA | | • | | | | | • | 2 | 2 |
| P O | 5305-984-615 | SCREW, MACHINE, PAN HEAD: RECEPTACLE CONNECTOR MFG, NO. 8-32 THD SIZE, 5/8 IN. LG MS35206-246 (96906) | EA | | • | | | | | • | 24 | 24 |
| | | HOOK, CHAIN: WELDLESS CHAIN MS07006-3 (96906) | EA | | | | | | | • | 24 | 25 |
| | | CHAIN, WELDLESS: QUICK RELEASE PIN MNC271 TYPE2CLASS3 (81348) | EA | | | | | | | • | 24 | 26 |
| XBD | | PIN, QUICK RELEASE: DISTRIBUTION BOX MS17984C303C (96906) | EA | | | | | | | • | 24 | 27 |
| P O | 5310-934-975 | NUT, PLAIN, HEXAGON: GROUND TERMINAL MTG SCREW, NO. 10-32 THD SIZE MS35650-302 (96906) | EA | | • | • | | | | • | 24 | 28 |
| P O | 5310-576-575 | WASHER, LOCK: GROUND TERMINAL MFG SCREW, NO. 10-32 SCREW SIZE MS35333-39 (96906) | EA | | • | • | | | | • | 24 | 29 |
| P O | 5310-809-8544 | WASHER, FLAT: GROUND TERMINAL MFG SCREW, NO. 10-32 SCREW SIZE MS27183-8 (96906) | EA | | • | • | | | | • | 24 | 30 |
| XBD | | TERMINAL, LUG: FACE PANEL RECEPTACLE CONNECTOR GROUND, NO. 16-14 WIRE, NO. 10 STD MS20659-104 (96906) | EA | | | | | | | • | 24 | 31 |
| XBD | | TERMINAL, LUG: DISTRIBUTION BOX RECEPTACLE CONNECTOR GROUND, NO. 6 WIRE, NO. 10 STD MS20659-130 (96906) | EA | | | | | | | • | 24 | 32 |
| O | 5305-989-7434 | SCREW, MACHINE, PAN HEAD: GROUND TERMINAL MFG, NO. 10-32 THD SIZE, 1/2 IN. LG MS35807-263 (96906) | EA | | • | • | | | | • | 24 | 33 |
| XBD | | LUG, TERMINAL: FACE PANEL CONNECTOR RECEPTACLE GROUND 13214C1477 (97403) | | 2 | | | | | | • | 24 | 34 |
| F | | CONNECTOR, RECEPTACLE, ELECTRICAL: DISTRIBUTION BOX MILC2714 TYPE2CLASS3 (81349) | | | • | • | | | | • | 24 | 35 |
| O | 5305-875-0962 | SCREW, TAPPING: PLATE MFG, NO. 0.2-56 THD SIZE, 1/4 IN. LG MS24629-3 (96906) | | | • | • | | | | • | 24 | 36 |
| O | 5310-087-0057 | WASHER, FLAT: PLATE MFG SCREW, NO. 0.2-56 SCREW SIZE MS27183-2 (96906) | EA | | • | • | | | | • | 24 | 37 |
| XBD | | PLATE, INFORMATION: DISTRIBUTION BOX 13214C1337-2 (97403) | EA | | | | | | | • | 24 | 38 |
| XBD | | BOX, DISTRIBUTION 13214C1333 (97403) | EA | | | | | | | • | 24 | 39 |
| XBD | | WIRE, ELECTRICAL MS2519086 (96906) (AS REQUIRED) | FT | | | | | | | • | 5 | 1 |
| XBD | | WIRE, ELECTRICAL MS2519088A (96906) (AS REQUIRED) | FT | | | | | | | • | 5 | 2 |
| XBD | | WIRE, ELECTRICAL MS2519088D (96906) (AS REQUIRED) | FT | | | | | | | • | 25 | 3 |

| (1) SWR CODE | (2) FEDERAL STOCK NUMBER | DESCRIPTION REF NUMBER & MFR CODE | USABLE ON CODE | UNIT OF MEA | (6) 10-DAYS MAINT ALLOWANCE | | | (7) 6-DAY GS MAINT ALLOWANCE | | | (8) YR LW ER OR RMP 17GV | (9) ILLUS- TRATION | |
|--------------------|-----------------------------------|--|----------------------|-------------------|-----------------------------------|------|-----|------------------------------------|-------|------|--|--------------------------|----------|
| | | | | | (a) | (b) | (c) | (a) | (b) | (c) | | (a) | (b) |
| | | | | | 1-20 | 1-30 | -11 | 1-20 | 21-30 | -10E | | FIG. NO. | EM O. |
| X20 | | WIRE, ELECTRICAL MS25190816 (96906) (AS REQUIRED) | | | | | | | | | | 25 | 4 |
| | | GROUP 07 - SYNCHRONIZER ASSEMBLY | | | | | | | | | | | |
| X2F | | SYNCHRONIZER ASSEMBLY, ELECTRICAL 13214E1342 (97403) | A | EA | | | | | | | | 26 | |
| P O | 5305-993-1848 | SCREW, MACHINE, PAN HEAD; COVER MTG, NO. 10-32 THD SIZE, 3/4 IN. LG MS35207-265 (96906) | A | EA | | • | • | | | | • | 26 | 1 |
| P O | 5310-809-8546 | WASHER, FLAT; COVER MTG SCREW, NO. 10-3 SCREW SIZE (96906) | A | EA | | • | • | | | | • | 26 | 2 |
| X20 | | WASHER, LOCK, SPRING; COVER MTG SCREW, NO. 10-32 SCREW SIZE MS35338-43 (96906) | A | EA | | | | | | | | 26 | 3 |
| X20 | | COVER, SYNCHRONIZER ASSEMBLY 13214E1344 (97403) | A | EA | | | | | | | | 26 | 4 |
| X20 | | SCREW, TAPPING; MTG, DESIGNATION, INSTRUCTION, INFORMATION, IDENTIFICATION PLATES, NO. 2-32 THD SIZE, 1/4 IN. LG MS24626-2 (96906) | A | EA | 34 | | | | | | | 26 | 5 |
| X20 | | PLATE, DESIGNATION: PILOT LIGHT 13214E1357 (97403) | A | EA | | | | | | | | 26 | 6 |
| X20 | | PLATE, DESIGNATION: POWER CABLE 13214E1358 (97403) | A | EA | | | | | | | | 26 | 7 |
| X20 | | PLATE, INSTRUCTION: OPERATING 13214E354 (97403) | A | EA | | | | | | | | 26 | 8 |
| X20 | | PLATE, INSTRUCTION: CABLE CONNECTION 13214E1355 (97403) | A | EA | | | | | | | | 26 | 9 |
| X20 | | PLATE, INFORMATION: SWITCH, IDENTIFICATION 13214E1356 (97403) | A | EA | | | | | | | | 26 | 10 |
| X20 | | PLATE, DESIGNATION: GENERATOR, 1, PILOT 13214E1359 (97403) | A | EA | | | | | | | | 26 | 11 |
| X20 | | PLATE, DESIGNATION: GENERATOR, 2, PILOT 13214E1360 (97403) | A | EA | | | | | | | | 26 | 12 |
| X20 | | PLATE, DESIGNATION: GENERATOR, 1 IN. CABLE 13214E1361 (97403) | A | EA | | | | | | | | 26 | 13 |
| X20 | | PLATE, DESIGNATION: GENERATOR, 2 IN. CABLE 13214E1362 (97403) | A | EA | | | | | | | | 26 | 14 |
| X20 | | PLATE, DESIGNATION: GENERATOR, 1, PARALLEL CABLE 13214E1363 (97403) | A | EA | | | | | | | | 26 | 15 |
| X20 | | PLATE, DESIGNATION: GENERATOR, 2, PARALLEL CABLE 13214E1364 (97403) | A | EA | | | | | | | | 26 | 16 |
| X20 | | PLATE, IDENTIFICATION: SYNCHRONIZER ASSEMBLY 13214E1352 (97403) | A | EA | | | | | | | | 26 | 17 |
| P O | 5310-934-9751 | NUT, PLAIN, HEXAGON; HANDLE MTG SCREW, NO. 10-32 THD SIZE MS35650-302 (96906) | A | EA | | • | • | | | | • | 26 | 18 |

| (1) SMR CODE | (2) FEDERAL STOCK NUMBER | (3) DESCRIPTION EF NUMBER & MFR CODE | (4) USABLE ON CODE | UNIT OF MEA | QTY | (6) 0-DAY DS MAINT ALLOWANCE | | | 30-DAY GS MAINT ALLOWANCE | | | -YR ILLW PER 100 QUIP NTCY | (9) ILLUS- TRATION | |
|--------------------|-----------------------------------|--|-----------------------------|-------------------|-----|------------------------------------|-----|-----|------------------------------|-----|-----|---|--------------------------|----|
| | | | | | | (a) | (b) | (c) | (a) | (b) | (c) | | G. | M. |
| | | | | | | -20 | -5 | 11 | 1-20 | 50 | 100 | | | |
| X20 | | WASHER, LOCK: HANDLE MTG SCREW, NO. 10-32 SCREW SIZE MS35338-43 (96906) | A | EA | 10 | | | | | | | | 6 | 3 |
| P O | 531 0-809-8546 | WASHER, FLAT: HANDLE MTG SCREW, NO. 10-32 SCREW SIZE MS27183-8 (96906) | A | EA | 20 | * | * | | | | | * | 6 | 3 |
| P O | 5305-993-1848 | SCREW, MACHINE, PAN HEAD: HANDLE MTG, NO. 10-32 THD SIZE, 3/4 IN. LG MS35207-265 (96906) | A | EA | 10 | * | * | | | | | * | 6 | 1 |
| X20 | | HANDLE: METAL, SPRING, BAIL TYPE MS18012-5 (96906) | A | EA | 2 | | | | | | | | 6 | 2 |
| P F | 5930-655-1514 | SWITCH, TOGGLE: SYNCHRONIZING SWITCH MS35058-22 (96906) | A | EA | 2 | * | * | | | | | 10 | 6 | 3 |
| P F | | BOOT, DUST AND WATER SEAL MILB5423-1 TYPE EASTYLE1 (81 349) | A | EA | 2 | * | * | | | | | 10 | 6 | 4 |
| P F | 5930-050-2681 | SWITCH, TOGGLE: BY-PASS SWITCH MS35058-29 (96906) | A | EA | 2 | * | * | | | | | 10 | 6 | 5 |
| P F | | BOOT, DUST AND WATER SEAL MILB5423-1 TYPE EASTYLE1 (81 349) | A | EA | 2 | REF | REF | 11 | | | | REF | 6 | 5 |
| X2F | | WIRING HARNESS: POWER OUTPUT 13205E5154-2 (97403) (COMPONENTS SAME AS 1, FIG 27) | A | EA | 1 | | | | | | | | 16 | 7 |
| X2F | | WIRING HARNESS: POWER OUTPUT 13205E5154-1 (97403) (COMPONENTS SAME AS 1, FIG 27) | A | EA | 1 | | | | | | | | 16 | 8 |
| X2F | | WIRING HARNESS: POWER INPUT 13205E5038-2 (97403) (COMPONENTS SAME AS 1, FIG 27) | A | EA | 1 | | | | | | | | 16 | 9 |
| X2F | | WIRING HARNESS: POWER INPUT 13205E5038-1 (97403) | A | EA | 1 | | | | | | | | 27 | 1 |
| P F | 5310-880-7744 | NUT, PLAIN, HEXAGON: WIRING HARNESS ADAPTER MTG SCREW, 5/16-18 THD SIZE MS51967-5 (96906) | A | EA | 16 | * | * | | | | | * | 27 | 2 |
| P F | 5310-407-9566 | WASHER, LOCK, SPRING: WIRING HARNESS ADAPTER MTG SCREW, 5/16-18 SCREW SIZE MS35338-45 (96906) | A | EA | 16 | * | * | | | | | * | 27 | 3 |
| P F | 5306-225-8499 | SCREW, CAP, HEXAGON HEAD: WIRING HARNESS ADAPTER MTG, 5/16-18 THD SIZE, 1 IN. LG MS90725-34 (96906) | A | EA | 16 | * | * | | | | | * | 2 | 1 |
| X2F | | ADAPTER, POWER RECEPTACLE: WIRING HARNESS 13205E5037 (97403) | A | EA | 1 | | | | | | | | 2 | 1 |
| P O | 6240-223-9105 | LAMP, GLOW: NE-51 MILL15098TYPE NE51 (81 349) | A | EA | | REF | REF | 11 | | | | REF | 2 | 6 |
| P F | | LIGHT, INDICATOR MILL3661-8-17TYPE LH76LC17ND (81 349) | A | EA | | | | | | | | | 2 | |
| P F | 5935-500-5008 | COVER, RECEPTACLE: PARALLEL CABLE MS250A3-18C (96906) | A | | | | | | | | | | 2 | |
| X20 | | SCREW, TAPPING, THREAD: CONNECTOR MTG, NO. 4 THD SIZE, 7/8 IN. LG FFS107TYPE B (81 348) | A | | | | | | | | | | 2 | |
| P F | 5310-275-6814 | RETAINER, RING: PARALLEL CABLE RECEPTACLE 13211E8320-6 (97403) | A | EA | | | | | | | | | 1 | 10 |
| P F | 2590-508-0753 | GASKET: RUBBER, PARALLEL CABLE, RECEPTACLE MS52000-6 (96906) | A | EA | | | | | | | | | 1 | 11 |

| (1) SMR CODE | (2) FEDERAL STOCK NUMBER | (3) DESCRIPTION REF NUMBER & MFR CODE | USABLE ON CODE | (4) UNIT OF MEAS | (5) QTY INC IN UNIT | (6) 30-DAY DS MAINT ALLOWANCE | | | (7) 30-DAY GS MAINT ALLOWANCE | | | (8) 1-YR ALW PER 100 EQUIP CNTGY | (9) ILLUS- TRATION | |
|--------------------|-----------------------------------|--|----------------------|---------------------------|---------------------------------|-------------------------------------|-------|--------|-------------------------------------|-------|--------|--|--------------------------|--------------------|
| | | | | | | (a) | (b) | (c) | (a) | (b) | (c) | | (a) FIG. NO. | (b) ITEM NO. |
| | | | | | | 1-20 | 21-50 | 51-100 | 1-20 | 21-50 | 51-100 | | | |
| P F | 5935-801-6617 | CONNECTOR, RECEPTACLE : PARALLEL CABLE MS3102R1 8-4P (96906) | A | EA | 2 | * | * | * | | | | 4 | 27 | 12 |
| X2F | | TUBING, INSULATION: HEAT SHRUNK MIL1-23053CLASS1 (61349) | A | EA | 8 | | | | | | | | 27 | 13 |
| X2F | | TERMINAL, STRIP, GROUNDING 13214E1347 (97403) | A | EA | 2 | | | | | | | | 27 | 14 |
| X2F | | NUT, FLAIN, HEXAGON: TERMINAL MTG, 3/8-24 THD SIZE MS20341-01 (96906) | A | EA | 4 | | | | | | | | 27 | 15 |
| P F | 5310-161-3971 | WASHER, LOCK SPRING: TERMINAL MTG, 3/8-24 SCREW SIZE MS35330-103 (96906) | A | EA | 4 | * | * | * | | | | * | 27 | 16 |
| P F | 5310-022-3847 | WASHER, LOCK, FLAT: TERM INAL MTG, 3/8-24 SCREW SIZE MS35333-110 (96906) | A | EA | 4 | * | * | * | | | | * | 27 | 17 |
| X2F | | SCREW, CAP, HEXAGON HEAD: TERMINAL MTG, 1/4-20 THD SIZE, 1/2 IN. LG MS35309-303 (96906) | A | EA | 2 | | | | | | | | 27 | 18 |
| P F | 5310-022-8834 | WASHER, LOCK, FLAT: TERM INAL MTG, 1/4-20 SCREW SIZE MS35333-100 (96906) | A | EA | 2 | * | * | * | | | | * | 27 | 19 |
| P F | 5945-469-6600 | RELAY, ARMATURE 13214E1343 (97403) | A | EA | 2 | 2 | 2 | 2 | | | | 24 | 27 | 20 |
| P F | 5310-008-1251 | NUT, SELF-LOCKING, HEXAGON: RELAY MTG SCREW, 1/4-20 THD SIZE MS51922-1 (96906) | A | EA | 3 | * | * | * | | | | * | 27 | 21 |
| P F | 5310-873-2526 | WASHER, LOCK: RELAY MTG SCREW, 1/4-20 SCREW SIZE MS45704-00 (96906) | A | EA | 6 | * | * | * | | | | * | 27 | 22 |
| X2F | | WASHER, FLAT: RELAY MTG SCREW MS27103-10 (96906) | A | EA | 16 | | | | | | | | 27 | 23 |
| F | 5305-071-2237 | SCREW, CAP, HEXAGON HEAD: RELAY MOUNTING MS30725-1A (96906) | A | EA | 3 | * | * | * | | | | * | 27 | 24 |
| X2F | | STRAP, GROUND 13205E5043 (97403) | A | EA | 2 | | | | | | | | 27 | 25 |
| P F | 5940-936-2255 | TERMINAL, LUG 13214E1349 (97403) | A | EA | 6 | 2 | 2 | 3 | | | | 30 | 27 | 26 |
| F | 6110-460-6047 | RELAY, SYNCHRONIZER 13214E1350 (97403) | A | EA | 2 | 2 | 2 | 2 | | | | 24 | 27 | 27 |
| F | 5310-934-9751 | NUT, FLAIN, HEXAGON: RELAY MTG SCREW, NO. 10-32 THD SIZE MS35650-302 (96906) | A | EA | 4 | * | * | * | | | | * | 27 | 28 |
| X2F | | WASHER, LOCK, SPRING: RELAY MTG SCREW, NO. 10-32 SCREW SIZE MS35330-43 (96906) | A | EA | 4 | | | | | | | | 27 | 29 |
| F | 5310-207-0546 | WASHER, FLAT: RELAY MTG SCREW, NO. 10-32 SCREW SIZE MS27103-00 (96906) | A | EA | 4 | | | | | | | * | 27 | 30 |
| F | 5305-993-1648 | SCREW, MACHINE, PAN HEAD: RELAY MTG, NO. 10-32 THD SIZE, 3/4 IN. LG MS35207-265 (96906) | A | EA | 4 | * | * | * | | | | * | 27 | 31 |
| F | 5945-487-8011 | RELAY, SOLENOID: SYNCHRONIZER ASSEMBLY 13205E5044 (97403) | A | EA | 2 | * | * | 2 | | | | 10 | 27 | 32 |
| F | 5310-934-9759 | NUT, FLAIN, HEXAGON: RELAY MTG SCREW, NO. 10-32 THD SIZE MS35649-202 (96906) | A | EA | 8 | * | * | * | | | | * | 27 | 33 |

| (1) MR ODE | (2) FEDERAL STOCK NUMBER | DESCRIPTION IF NUMBER & MFR CODE | USABLE ON CODE | UNIT OF MEAS | (6) | | | (7) | | | (8) | (9) | |
|------------------|-----------------------------------|---|----------------------|--------------------|----------------------|------------|-------------|-----------|-------------|-------------|-------------------------------------|--------------|--------------|
| | | | | | 30-DA | IS | NT | D-C | 35 MAINT | 1-YR | US- | | |
| | | | | | TY IC N MIT | ALI (a) | OWAP (b) | AI (c) | ANCE (a) | ANCE (b) | ALW PER 100 EQUIP CNTGY | ATION (a) | ATION (b) |
| | 1-20 | -5C | -10C | .20 | .50 | 100 | | | | | | | |
| F | 1310-045-3299 | WASHER, LOCK, SPRING; RELAY MTG SCREW, NO. 8-32 SCREW SIZE MS35338-42 (96906) | | | 8 | * | * | * | | | | | |
| F | 1310-809-8544 | WASHER, FLAT; RELAY MTG SCREW, NO. 8-32 SCREW SIZE MS27183-7 (96906) | | | 8 | * | * | * | | | | | |
| F | 1305-984-6195 | SCREW, MACHINE, PAN HEAD; RELAY MTG, NO. 8-32 THD SIZE, 3/4 IN. LG MS35206-247 (96906) | | | 8 | * | * | * | | | | | |
| 12F | | WIRING HARNESS: SOURCE NO. 1 13205E5035 (97403) | | | 1 | | | | | | | | |
| 12F | | WIRING HARNESS: SOURCE NO. 2 13205E5034 (97403) | | | 1 | | | | | | | | |
| F | | LEAD, ELECTRICAL: K2-L1 TO K1-L1 13205E5155-1 (97403) MANUFACTURE FROM: | | | 1 | | | | | | | | 28 |
| F | 6145-578-6600 | WIRE, ELECTRICAL, 21 IN. REQUIRED | | | | | | | | | | | |
| F | | LEAD, ELECTRICAL: K2-L2 TO K1-L2 13205E5155-2 (97403) MANUFACTURE FROM: | A | EA | 1 | | | | | | | | 28 |
| F | 6145-578-6600 | WIRE, ELECTRICAL, 19 IN. REQUIRED | | | | | | | | | | | |
| F | | LEAD, ELECTRICAL: K2-L2 TO K1-L2 13205E5155-2 (97403) MANUFACTURE FROM: | A | EA | 1 | | | | | | | | 28 |
| F | 6145-578-6600 | WIRE, ELECTRICAL, 19 IN. REQUIRED | | | | | | | | | | | |
| F | | LEAD, ELECTRICAL: K2-L3 TO K1-L3 13205E5155-3 (97403) MANUFACTURE FROM: | A | EA | 1 | | | | | | | | 28 |
| F | 6145-578-6600 | WIRE, ELECTRICAL, 22 IN. REQUIRED | | | | | | | | | | | |
| F | | LEAD, ELECTRICAL: K1-L2 TO XDS1-1 13205E5155-4 (97403) MANUFACTURE FROM: | A | EA | 1 | | | | | | | | 28 |
| F | 6145-578-6600 | WIRE, ELECTRICAL, 12 IN. REQUIRED | | | | | | | | | | | |
| F | 5940-283-5281 | LUG, TERMINAL, 1 EA | | | | | | | | | | | |
| F | | LEAD, ELECTRICAL: XDS1-2 TO W53 13205E5155-5 (97403) MANUFACTURE FROM: | A | EA | 1 | | | | | | | | 28 |
| F | 6145-578-6600 | WIRE, ELECTRICAL, 8 IN. REQUIRED | | | | | | | | | | | |
| F | 5940-230-0511 | TERMINAL, LUG, 1 EA | | | | | | | | | | | |
| F | | LEAD, ELECTRICAL: XDS3-2 TO W52 13205E5155-6 (97403) MANUFACTURE FROM: | A | EA | | | | | | | | | 28 |
| F | 6145-578-6600 | WIRE, ELECTRICAL, 8 IN. REQUIRED | | | | | | | | | | | |
| F | 5940-230-0511 | TERMINAL, LUG, 1 EA | | | | | | | | | | | |
| F | | LEAD, ELECTRICAL: XDS2 TO W52 13205E5155-7 (97403) MANUFACTURE FROM: | A | EA | | | | | | | | | 28 |
| F | 6145-578-6600 | WIRE, ELECTRICAL, 8 IN. REQUIRED | | | | | | | | | | | |
| F | 5940-230-0511 | TERMINAL, LUG, 1 EA | | | | | | | | | | | |

| (1) SMR CODE | (2) FEDERAL STOCK NUMBER | (3) DESCRIPTION USABLE ON CODE REF NUMBER & MFR CODE | (4) UNIT OF MEAS | (5) QTY INC IN UNIT | (6) 30-DAY DS MAINT ALLOWANCE | | | (7) 30-DAY GS MAINT ALLOWANCE | | | (8) LYR ALW PER 100 EQUIP CNTGY | (9) ILLUS- TRATION | |
|-----------------------|-----------------------------------|---|---------------------------|---------------------------------|-------------------------------------|-------|--------|-------------------------------------|-------|--------|---|--------------------------|--------------------|
| | | | | | (a) | (b) | (c) | (a) | (b) | (c) | | (a) FIG. NO. | (b) ITEM NO. |
| | | | | | 1-20 | 21-50 | 51-100 | 1-20 | 21-50 | 51-100 | | | |
| M F | | LEAD, ELECTRICAL: J3-A TO J3-0 13205E5155-8 (97403) MANUFACTURE FROM: | A | EA | 1 | | | | | | | 28 | 8 |
| P F | 6145-578-6604 | WIRE, ELECTRICAL, 2 IN. REQUIRED | | | | | | | | | | | |
| M F | | LEAD, ELECTRICAL: J4-A TO J4-0 13205E5155-9 (97403) MANUFACTURE FROM: | A | EA | 1 | | | | | | | 28 | 9 |
| P F | 6145-578-6604 | WIRE, ELECTRICAL, 2 IN. REQUIRED | | | | | | | | | | | |
| M F | | LEAD, ELECTRICAL: J4-C TO J3-C 13205E5155-10 (97403) MANUFACTURE FROM: | A | EA | 1 | | | | | | | 28 | 10 |
| P F | 6145-578-6604 | WIRE, ELECTRICAL, 16 IN. REQUIRED | | | | | | | | | | | |
| M F | | LEAD, ELECTRICAL: S3-1 TO S1-1 13205E5155-11 (97403) MANUFACTURE FROM: | A | EA | 1 | | | | | | | 28 | 11 |
| P F | 6145-578-6604 | WIRE, ELECTRICAL, 3 IN. REQUIRED | | | | | | | | | | | |
| P F | 5940-283-5280 | TERMINAL, LUG, 2 EA | | | | | | | | | | | |
| M F | | LEAD, ELECTRICAL: S4-1 TO S2-1 13205E5155-12 (97403) MANUFACTURE FROM: | A | EA | 1 | | | | | | | 28 | 12 |
| P F | 6145-578-6604 | WIRE, ELECTRICAL, 3 IN. REQUIRED | | | | | | | | | | | |
| P F | 5940-283-5280 | TERMINAL, LUG, 2 EA | | | | | | | | | | | |
| M F | | LEAD, ELECTRICAL: K3-K2 TO K3-2 13205E5155-13 (97403) MANUFACTURE FROM: | A | EA | 1 | | | | | | | 28 | 13 |
| P F | 6145-578-6604 | WIRE, ELECTRICAL, 5 1/2 IN. REQUIRED | | | | | | | | | | | |
| P F | 5940-283-5280 | TERMINAL, LUG, 1 EA | | | | | | | | | | | |
| M F | | LEAD, ELECTRICAL: K4-K2 TO K4-2 13205E5155-14 (97403) MANUFACTURE FROM: | A | EA | 1 | | | | | | | 28 | 14 |
| P F | 6145-578-6604 | WIRE, ELECTRICAL, 5 1/2 IN. REQUIRED | | | | | | | | | | | |
| P F | 5940-283-5280 | TERMINAL, LUG, 1 EA | | | | | | | | | | | |
| M F | | LEAD, ELECTRICAL: A1-4 TO A1-7 13205E5155-15 (97403) MANUFACTURE FROM: | A | EA | 1 | | | | | | | 28 | 15 |
| P F | 6145-578-6604 | WIRE, ELECTRICAL, 4 IN. REQUIRED | | | | | | | | | | | |
| P F | 5940-283-5280 | TERMINAL, LUG, 2 EA | | | | | | | | | | | |
| M F | | LEAD, ELECTRICAL: A2-4 TO A2-7 13205E5155-16 (97403) MANUFACTURE FROM: | A | EA | 1 | | | | | | | 28 | 16 |
| P F | 6145-578-6604 | WIRE, ELECTRICAL, 4 IN. REQUIRED | | | | | | | | | | | |
| P F | 5940-283-5280 | TERMINAL, LUG, 2 EA | | | | | | | | | | | |
| GROUP 08 - SWITCH BOX | | | | | | | | | | | | | |
| 12F R | | SWITCH BOX ASSEMBLY 13216E7558 (97403) | C | EA | 1 | | | | | | | 29 | |
| 120 | 5305-059-3661 | SCREW, MACHINE, PAN HEAD; FRONT COVER MTG, NO. 10-32 THD SIZE, 3/4 IN. LG MS91958-65 (96906) | C | EA | 12 | * | * | * | | | * | 29 | 1 |
| 120 | | WASHER, LOCK; FRONT COVER MTG SCREW, NO. 10-32 SCRLW SIZE MS35338-43 (96906) | C | EA | 12 | | | | | | | 29 | 2 |

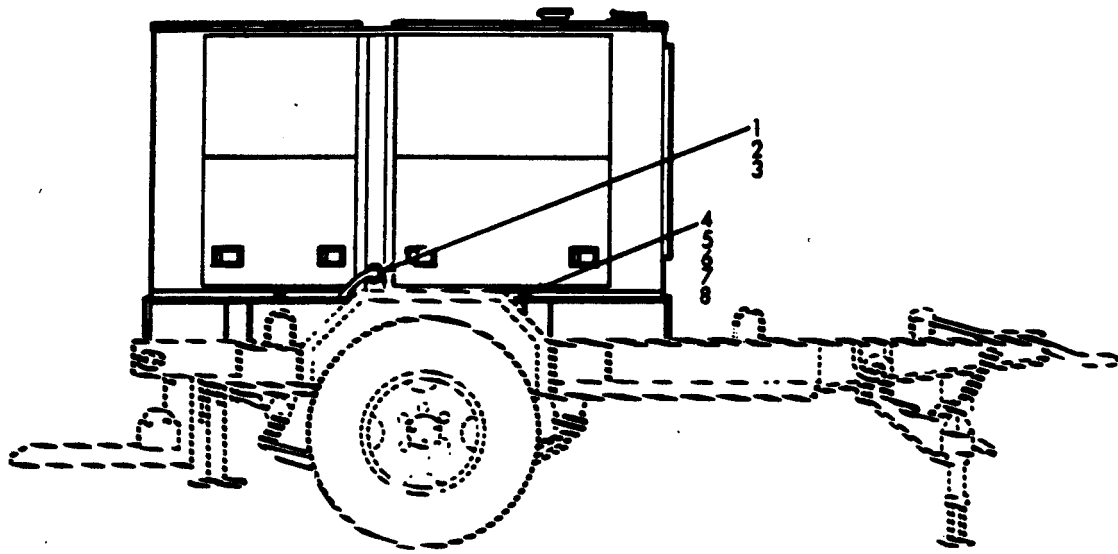
| (1) SMR CODE | FEDERAL STOCK NUMBER | DESCRIPTION REF NUMBER & MFR CODE | USABLE ON CODE | (4) UNIT OF MEA | (5) TY IC (UNIT | (6) 30-DAY QS MAINT ALLOWANCE | | | (7) 90-DAY QS MAINT ALLOWANCE | | | (8) YR LW ER OO JUIP ATGY | (9) LLUS- TRA 4 | |
|--------------------|----------------------------|---|----------------------|--------------------------|------------------------------|-------------------------------------|-----|-----|-------------------------------------|------|-----|---|--------------------------|----------|
| | | | | | | (a) | (b) | (c) | (a) | (b) | (c) | | (1) | (2) |
| | | | | | | 1-20 | -50 | -10 | 20 | 1-50 | -10 | | 1G. O. | 2M 3. |
| P O | 5310-809-8546 | WASHER, FLAT: FRONT COVER MTG SCREW, NO. 10-32 SCREW SIZE MS27183-8 (96906) | C | EA | 12 | * | * | | | | * | 29 | 3 | |
| X20 | | COVER, UPPER FRONT: SWITCH BOX 13216E7474 (97403) | C | EA | 1 | | | | | | | 29 | 4 | |
| X20 | | COVER, LOWER FRONT: SWITCH BOX 1321657549 (97403) | C | EA | 1 | | | | | | | 29 | 5 | |
| P O | 5305-855-0962 | SCREW, TAPPING: PLATE MTG, NO. 2-56 THD SIZE MS24629-3 (96906) | C | EA | 2 | * | * | | | | * | 29 | 6 | |
| P O | 5310-087-0057 | WASHER, FLAT: PLATE MTG SCREW, NO. 2-56 SCREW SIZE MS27183-2 (96906) | C | EA | 2 | * | * | | | | * | 29 | 7 | |
| X20 | | PLATE, INFORMATION: SWITCH BOX, 225 AMPS 13214E1337-5 (97403) | C | EA | 1 | | | | | | | 29 | 8 | |
| X2F | | NUT, PLAIN, HEXAGON: SWITCH MTG SCREW 1/4-20 SCREW SIZE MS35649-2252 (96906) | C | EA | 16 | | | | | | | 29 | 9 | |
| P F | 5310-582-5965 | WASHER, LOCK: SWITCH MTG SCREW, 1/4-20 SCREW SIZE MS35330-44 (96906) | C | EA | 16 | * | * | | | | * | 29 | 0 | |
| X2F | | WASHER, FLAT: SWITCH MTG SCREW, 1/4-20 SCREW SIZE MS27183-10 (96906) | C | EA | 16 | | | | | | | 29 | 1 | |
| X2F | | SCREW, CAP, HEXAGON: SWITCH MTG, 1/4-20 THD SIZE MS35307-316 (96906) | C | EA | 16 | | | | | | | 29 | 2 | |
| F | | SWITCH: SWITCH BOX 13216E7554 (97403) | C | EA | 2 | * | 2 | | | | 12 | 29 | 13 | |
| F | 5310-934-3750 | NUT, PLAIN, HEXAGON: BRACKET MTG SCREW, NO. 10-24 SCREW SIZE MS35649-202 (96906) | C | EA | 4 | * | * | | | | * | 29 | 14 | |
| X2F | | WASHER, LOCK: BRACKET MTG SCREW, NO. 10-24 SCREW SIZE MS35330-43 (96906) | C | EA | 4 | | | | | | | 29 | 15 | |
| F | 5310-003-0560 | WASHER, FLAT: BRACKET MTG SCREW, NO. 10-24 SCREW SIZE MS27183-8 (96906) | C | EA | 4 | * | * | | | | * | 29 | 16 | |
| P F | 5305-904-0211 | SCREW, MACHINE: PAN HEAD: BRACKET MTG, NO. 10-24 SCREW SIZE, 5.0 IN. LG MS35200-264 (96906) | C | EA | 4 | * | * | | | | * | 29 | 17 | |
| X2F | | BRACKET: SWITCH MTG 13216E7560 (97403) | C | EA | 1 | | | | | | | 29 | 18 | |
| X2F | | NUT, PLAIN, HEXAGON: LEAD ASSEMBLY MTG SCREW, 1/4-20 SCREW SIZE MS35649-2252 (96906) | C | EA | 16 | | | | | | | 29 | 19 | |
| P F | 5310-502-5909 | WASHER, LOCK: LEAD ASSEMBLY MTG SCREW, 1/4-20 SCREW SIZE MS35330-44 (96906) | C | EA | 16 | * | * | | | | * | 29 | 20 | |
| X2F | | WASHER, FLAT: LEAD ASSEMBLY MTG SCREW, 1/4-20 SCREW SIZE MS27183-10 (96906) | C | EA | 16 | | | | | | | 29 | 21 | |
| P F | 5310-702-4523 | SCREW, CAP, HEXAGON HEAD: LEAD ASSEMBLY MTG, 1/4-20 THD SIZE, 3.4 IN. LG MS35307-300 (96906) | C | EA | 16 | | * | | | | * | 29 | 22 | |
| P F | 6150-413-1041 | LEAD ASSEMBLY, ELECTRICAL: J4, SWITCH BOX 13216E7530-4 (97403) | C | EA | 1 | | * | | | | | 29 | 23 | |

| (1) SMR CODE | (2) FEDERAL STOCK NUMBER | (3) DESCRIPTION USABLE ON CODE REF NUMBER & MFR CODE | (4) UNIT OF MEAS | (5) QTY INC IN UNIT | (6) 30-DAY DS MAINT ALLOWANCE | | | (7) 30-DAY GS MAINT ALLOWANCE | | | (8) 1-YR ALW PER 100 EQUIP CNTGY | (9) ILLUS- TRATION | | |
|--------------------|-----------------------------------|---|---------------------------|---------------------------------|-------------------------------------|-------|--------|-------------------------------------|-------|--------|--|--------------------------|-------------|----|
| | | | | | (a) | (b) | (c) | (a) | (b) | (c) | | (a) | (b) | |
| | | | | | 1-20 | 21-50 | 51-100 | 1-20 | 21-50 | 51-100 | | FIG. NO. | ITEM NO. | |
| P F | 6150-493-1840 | LEAD ASSEMBLY, ELECTRICAL: J3, SWITCH BOX 13216E7538-3 (97403) | C | EA | 1 | * | * | * | | | | 5 | 29 | 24 |
| P F | 6150-493-1839 | LEAD ASSEMBLY, ELECTRICAL: J2, SWITCH BOX 13216E7538-2 (97403) | C | EA | 1 | * | * | * | | | | 5 | 29 | 25 |
| P F | 6150-493-1838 | LEAD ASSEMBLY, ELECTRICAL: J1, SWITCH BOX 13216E7538-1 (97403) | C | EA | 1 | * | * | * | | | | 5 | 29 | 26 |
| P O | 5305-059-3661 | SCREW, MACHINE, PAN HEAD: SIDE AND REAR COVER MTG, NO. 10-32 SCREW SIZE, 3/4 IN. LG MS51958-65 (96906) | C | EA | 26 | * | * | * | | | | * | 29 | 27 |
| P O | 5310-809-8546 | WASHER, FLAT: SIDE AND REAR COVER MTG SCREW, NO. 10-32 SCREW SIZE MS27183-8 (96906) | C | EA | 26 | * | * | * | | | | * | 29 | 28 |
| X20 | | WASHER, LOCK: SIDE AND REAR COVER MTG SCREW, NO. 10-32 SCREW SIZE MS35338-43 (96906) | C | EA | 26 | * | * | * | | | | | 29 | 29 |
| X20 | | COVER, SIDE: SWITCH BOX 13216E7471 (97403) | C | EA | 2 | | | | | | | | 29 | 30 |
| X20 | | COVER, REAR: SWITCH BOX 13216E7472 (97403) | C | EA | 1 | | | | | | | | 29 | 31 |
| X2F | | BOX, SWITCH 13216E7559 (97403) | C | EA | 1 | | | | | | | | 29 | 32 |
| P F | 5310-903-3994 | NUT, PLAIN, HEXAGON: ELECTRICAL LEAD MTG SCREW, 3/8-16 SCREW SIZE MS51969-3 (96906) | C | EA | 12 | * | * | * | | | | * | 30 | 1 |
| P F | 5310-913-9776 | WASHER, LOCK: ELECTRICAL LEAD MTG SCREW, 3/8-16 SCREW SIZE MS35335-91 (96906) | C | EA | 12 | * | * | * | | | | * | 30 | 2 |
| X2F | | WASHER, FLAT: ELECTRICAL LEAD MTG SCREW, 3/8-16 SCREW SIZE AN961-616T (88044) | C | EA | 24 | | | | | | | | 30 | 3 |
| X2F | | SCREW, CAP, HEXAGON HEAD: ELECTRICAL LEAD MTG, 3/8-16 THD SIZE, 2 1/4 IN. LG MS35309-367 (96906) | C | EA | 12 | | | | | | | | 30 | 4 |
| I F | | LEAD, ELECTRICAL: S1-2A 13216E7539-1 (97403) MANUFACTURE FROM: | C | EA | 1 | | | | | | | | 30 | 5 |
| F | 6145-195-5602 | WIRE, ELECTRICAL, 26 IN. REQUIRED, LUG, TERMINAL, 1 EA, MS25036-140 (96906) | C | EA | 1 | | | | | | | | 30 | 6 |
| F | 6145-195-5602 | LEAD, ELECTRICAL: S2-2A 13216E7539-7 (97403) MANUFACTURE FROM: | C | EA | 1 | | | | | | | | 30 | 6 |
| F | 6145-195-5602 | WIRE, ELECTRICAL, 26 IN. REQUIRED LUG, TERMINAL, 1 EA, MS25036-140 (96906) | C | EA | 1 | | | | | | | | 30 | 7 |
| F | 6145-195-5602 | LEAD, ELECTRICAL: S3-2A 13216E7539-7 (97403) MANUFACTURE FROM: | C | EA | 1 | | | | | | | | 30 | 7 |
| F | 6145-195-5602 | WIRE, ELECTRICAL, 26 IN. REQUIRED LUG, TERMINAL, 1 EA, MS25036-140 (96906) | C | EA | 1 | | | | | | | | 30 | 7 |

| (1) SMR CODE | (2) FEDERAL STOCK NUMBER | (3) DESCRIPTION REF NUMBER & MFR CODE | (4) USABLE ON CODE | (5) UNIT OF MEAS | (6) QTY INC IN UNIT | (6) 30-DAY DS MAINT ALLOWANCE | | | (7) 30-DAY GS MAINT ALLOWANCE | | | (8) 1-YR ALW PER 100 EQUIP CNTGY | (9) ILLUS- TRATION | |
|--------------------|-----------------------------------|---|-----------------------------|---------------------------|---------------------------------|-------------------------------------|-------|--------|-------------------------------------|-------|--------|--|--------------------------|-------------|
| | | | | | | (a) | (b) | (c) | (a) | (b) | (c) | | (a) | (b) |
| | | | | | | 1-20 | 21-50 | 51-100 | 1-20 | 21-50 | 51-100 | | FIG. NO. | ITEM NO. |
| M F | 6145-195-5602 | LEAD, ELECTRICAL: S4-2A 13216E7539-10 (97403) MANUFACTURE FROM: | C | EA | 1 | | | | | | | | 30 | 8 |
| P F | | WIRE, ELECTRICAL, 26 IN. REQUIRED | | | | | | | | | | | | |
| P F | | LUG, TERMINAL, 1 EA, MS25036-140 (96906) | | | | | | | | | | | | |
| M F | 6145-195-5602 | LEAD, ELECTRICAL: S4-2B 13216E7539-11 (97403) MANUFACTURE FROM: | C | EA | 1 | | | | | | | | 30 | 9 |
| P F | | WIRE, ELECTRICAL, 32 IN. REQUIRED | | | | | | | | | | | | |
| P F | | LUG, TERMINAL, 1 EA, MS25036-140 (96906) | | | | | | | | | | | | |
| M F | 6145-195-5602 | LEAD, ELECTRICAL: S3-2B 13216E7539-8 (97403) MANUFACTURE FROM: | C | EA | 1 | | | | | | | | 30 | 10 |
| P F | | WIRE, ELECTRICAL, 32 IN. REQUIRED | | | | | | | | | | | | |
| P F | | LUG, TERMINAL, 1 EA, MS25036-140 (96906) | | | | | | | | | | | | |
| M F | 6145-955-5602 | LEAD, ELECTRICAL: S2-2B 13216E7539-5 (97403) MANUFACTURE FROM: | C | EA | 1 | | | | | | | | 30 | 11 |
| P F | | WIRE, ELECTRICAL, 32 IN. REQUIRED | | | | | | | | | | | | |
| P F | | LUG, TERMINAL, 1 EA, MS25036-140 (96906) | | | | | | | | | | | | |
| M F | 6145-195-5602 | LEAD, ELECTRICAL: S1-2B 13216E7539-2 (97403) MANUFACTURE FROM: | C | EA | 1 | | | | | | | | 30 | 12 |
| P F | | WIRE, ELECTRICAL, 32 IN. REQUIRED | | | | | | | | | | | | |
| P F | | LUG, TERMINAL, 1 EA, MS25036-140 (96906) | | | | | | | | | | | | |
| M F | 6145-955-5602 | LEAD, ELECTRICAL: S4-2C 13216E7539-12 (97403) MANUFACTURE FROM: | C | EA | 1 | | | | | | | | 30 | 13 |
| P F | | WIRE, ELECTRICAL, 38 IN. REQUIRED | | | | | | | | | | | | |
| P F | | LUG, TERMINAL, 1 EA, MS25036-140 (96906) | | | | | | | | | | | | |
| M F | 6145-955-5602 | LEAD, ELECTRICAL: S3-2C 13216E7539-9 (97403) MANUFACTURE FROM: | C | EA | 1 | | | | | | | | 30 | 14 |
| P F | | WIRE, ELECTRICAL, 38 IN. REQUIRED | | | | | | | | | | | | |
| P F | | LUG, TERMINAL, 1 EA, MS25036-140 (96906) | | | | | | | | | | | | |
| M F | 6145-955-5602 | LEAD, ELECTRICAL: S2-2C 13216E7539-6 (97403) MANUFACTURE FROM: | C | EA | 1 | | | | | | | | 30 | 15 |
| P F | | WIRE, ELECTRICAL, 38 IN. REQUIRED | | | | | | | | | | | | |
| P F | | LUG, TERMINAL, 1 EA, MS25036-140 (96906) | | | | | | | | | | | | |
| M F | 6145-955-5602 | LEAD, ELECTRICAL: S1-2C 13216E7539-3 (97403) MANUFACTURE FROM: | C | EA | 1 | | | | | | | | 30 | 16 |
| P F | | WIRE, ELECTRICAL, 38 IN. REQUIRED | | | | | | | | | | | | |
| P F | | LUG, TERMINAL, 1 EA, MS25036-140 (96906) | | | | | | | | | | | | |

| (1) SMR CODE | (2) FEDERAL STOCK NUMBER | (3) DESCRIPTION USABLE ON CODE REF NUMBER & MFR CODE | (4) UNIT OF MEAS | (5) QTY INC IN UNIT | (6) 30-DAY DS MAINT ALLOWANCE | | | (7) 30-DAY GS MAINT ALLOWANCE | | | (8) 1-YR ALW PER 100 EQUIP CNTGY | (9) ILLUS- TRATION | |
|--------------------|-----------------------------------|--|---------------------------|---------------------------------|-------------------------------------|-------|--------|-------------------------------------|-------|--------|--|--------------------------|-------------|
| | | | | | (a) | (b) | (c) | (a) | (b) | (c) | | (a) | (b) |
| | | | | | 1-20 | 21-50 | 51-100 | 1-20 | 21-50 | 51-100 | | FIG. NO. | ITEM NO. |
| P F | 5310-087-4652 | NUT, SELF-LOCKING: BUS BAR MTG SCREW, 3/8-16 SCREW SIZE MS51922-17 (96906) | C | EA | 6 | * | * | * | | | * | 30 | 17 |
| P F | 5310-080-6004 | WASHER, FLAT: BUS BAR MTG SCREW, 3/8-16 THD SIZE MS27183-14 (96906) | C | EA | 6 | * | * | * | | | * | 30 | 18 |
| P F | 5305-269-3216 | SCREW, CAP, HEXAGON HEAD: BUS BAR MTG, 3/8-16 THD SIZE, 2 IN. LG MS90725-66 (96906) | C | EA | 6 | * | * | * | | | * | 30 | 19 |
| X2F | | BUS BAR: SWITCH BOX, A 1.218 IN. LG 13216E7561-1 (97403) | C | EA | 1 | | | | | | | 30 | 20 |
| X2F | | BUS BAR: SWITCH BOX, A 2.289 IN. LG 13216E7561-2 (97403) | C | EA | 1 | | | | | | | 30 | 21 |
| X2F | | BUS BAR: SWITCH BOX, A 3.359 IN. LG 13216E7561-3 (97403) | C | EA | 1 | | | | | | | 30 | 22 |
| P F | 5310-087-4652 | NUT, SELF-LOCKING: INSULATOR BAR MTG SCREW, 3/8-16 SCREW SIZE MS51922-17 (96906) | C | EA | 6 | * | * | * | | | * | 30 | 23 |
| P F | 5310-080-6004 | WASHER, FLAT: INSULATOR BAR MTG SCREW, 3/8-16 SCREW SIZE MS27183-14 (96906) | C | EA | 12 | * | * | * | | | * | 30 | 24 |
| P F | 5305-269-3215 | SCREW, CAP, HEXAGON HEAD: INSULATOR BAR MTG, 3/8-16 THD SIZE, 1 3/4 IN. LG MS90725-65 (96906) | C | EA | 6 | * | * | * | | | * | 30 | 25 |
| X2F | | BAR, INSULATOR: SWITCH BOX, A 1.218 IN. LG 13216E7562-1 (97403) | C | EA | 1 | | | | | | | 30 | 26 |
| X2F | | BAR, INSULATOR: SWITCH BOX, A 2.289 IN. LG 13216E7562-2 (97403) | C | EA | 1 | | | | | | | 30 | 27 |
| X2F | | BAR, INSULATOR: SWITCH BOX, A 3.359 IN. LG 13216E7562-3 (97403) | C | EA | 1 | | | | | | | 30 | 28 |
| O | 5310-543-4717 | NUT, PLAIN, WING: GROUND LEAD MTG STUD, 3/8-16 SCREW SIZE MS35425-28 (96906) | C | EA | 1 | * | * | * | | | * | 30 | 29 |
| O | 5310-022-8847 | WASHER, LOCK: GROUND LEAD MTG STUD, 3/8-16 SCREW SIZE MS35333-110 (96906) | C | EA | 1 | * | * | * | | | * | 30 | 30 |
| 20 | | WASHER, FLAT: GROUND LEAD MTG STUD, 3/8-16 SCREW SIZE AN961-616T (88044) | C | EA | 2 | | | | | | | 30 | 31 |
| O | 5310-903-3994 | NUT, PLAIN, HEXAGON: GROUND LEAD MTG STUD, 3/8-16 SCREW SIZE MS51969-3 (96906) | C | EA | 1 | * | * | * | | | * | 30 | 32 |
| O | 5310-022-8847 | WASHER, LOCK: GROUND LEAD MTG STUD, 3/8-16 SCREW SIZE MS35333-110 (96906) | C | EA | 1 | * | * | * | | | * | 30 | 33 |
| X20 | | WASHER, FLAT: GROUND LEAD MTG STUD, 3/8-16 SCREW SIZE AN961-616T (88044) | C | EA | 2 | | | | | | | 30 | 34 |
| O | 5310-022-8847 | WASHER, LOCK: GROUND LEAD MTG STUD, 3/8-16 SCREW SIZE MS35333-110 (96906) | C | EA | 1 | * | * | * | | | * | 30 | 35 |
| O | 5310-903-3994 | NUT, PLAIN, HEXAGON: GROUND LEAD MTG STUD, 3/8-16 SCREW SIZE MS51969-3 (96906) | C | EA | 1 | * | * | * | | | * | 30 | 36 |
| 20 | | WASHER, FLAT: GROUND LEAD MTG STUD, 3/8-16 SCREW SIZE AN961-616T (88044) | C | EA | 2 | | | | | | | 30 | 37 |

| (1) MFR ODE | FEDERAL STOCK NUMBER | DESCRIPTION REF NUMBER & MFR CODE | USABLE ON CODE | 11 T P A | 3 C 6 | -DA ALI 20 | (7) DAY GS MAINT ALLOWANCE | | | | | R W R 3 JIP FGY | (9) LUS- L M L | | |
|-------------------|----------------------------|--|----------------------|-------------------|-------------|------------------|----------------------------------|---|----|----|------|--------------------------------|----------------------------|--------|--------|
| | | | | | | | 5 A | T | 2 | | | | 1 1 1 | 2 L | 3 L |
| | | | | | | | 50 | 6 | 20 | 50 | .100 | | | | |
| O | 5310-022-8847 | WASHER, LOCK: GROUND LEAD MTG STUD, 3/8-16 SCREW SIZE MS35333-11 O (96906) | C | | | * | * | | | | | * |) | 3 | |
| C | 5310-903-3994 | NUT, PLAIN, HEXAGON: GROUND LEAD MTG STUD, 3/8-16 SCREW SIZE MS91969-3 (96906) | C | | | * | * | | | | | * |) | 3 | |
| 20 | | STUD, GROUNDING: GROUND LEAD MTG, 3 IN. LG 132054945-2 (97403) | C | | | | | | | | | |) | 0 | |



ME 6115-376-23P/1

Figure 1. Generator Set, PU-407/M and 408/M

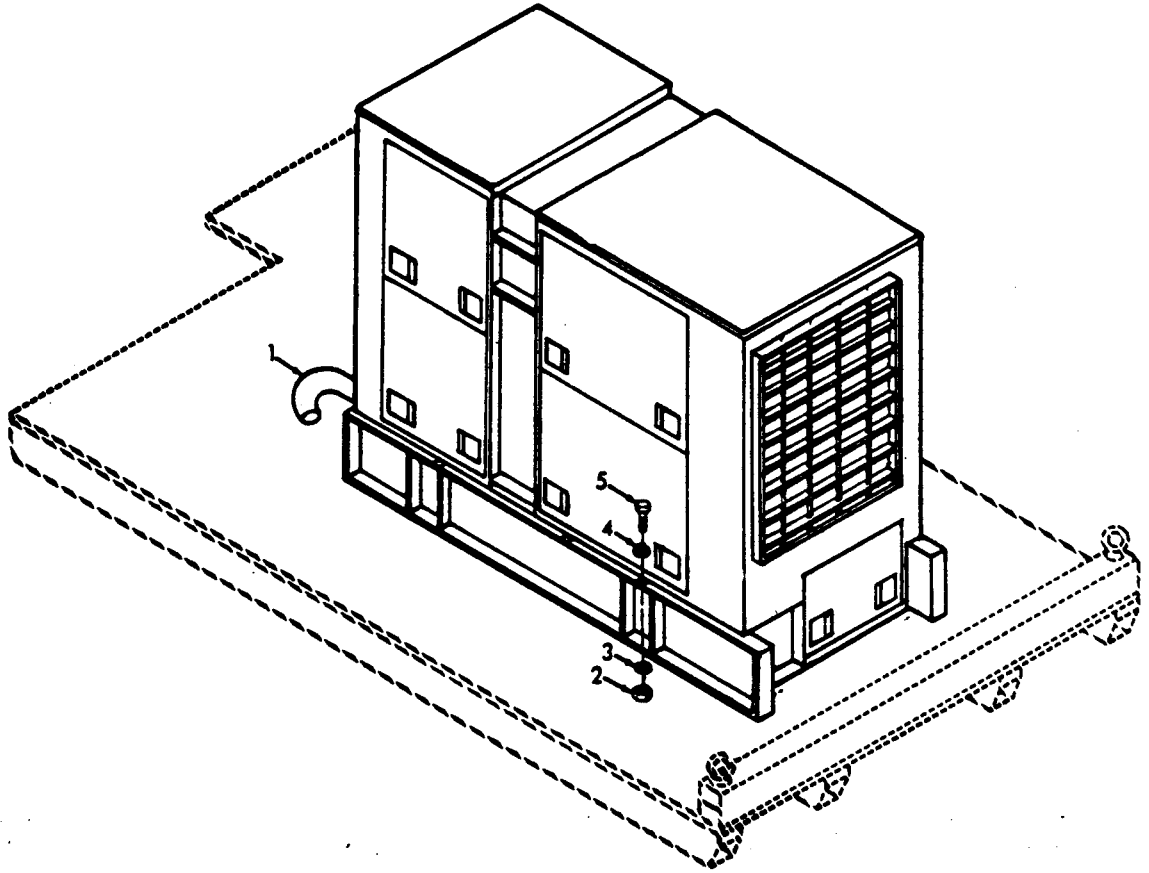
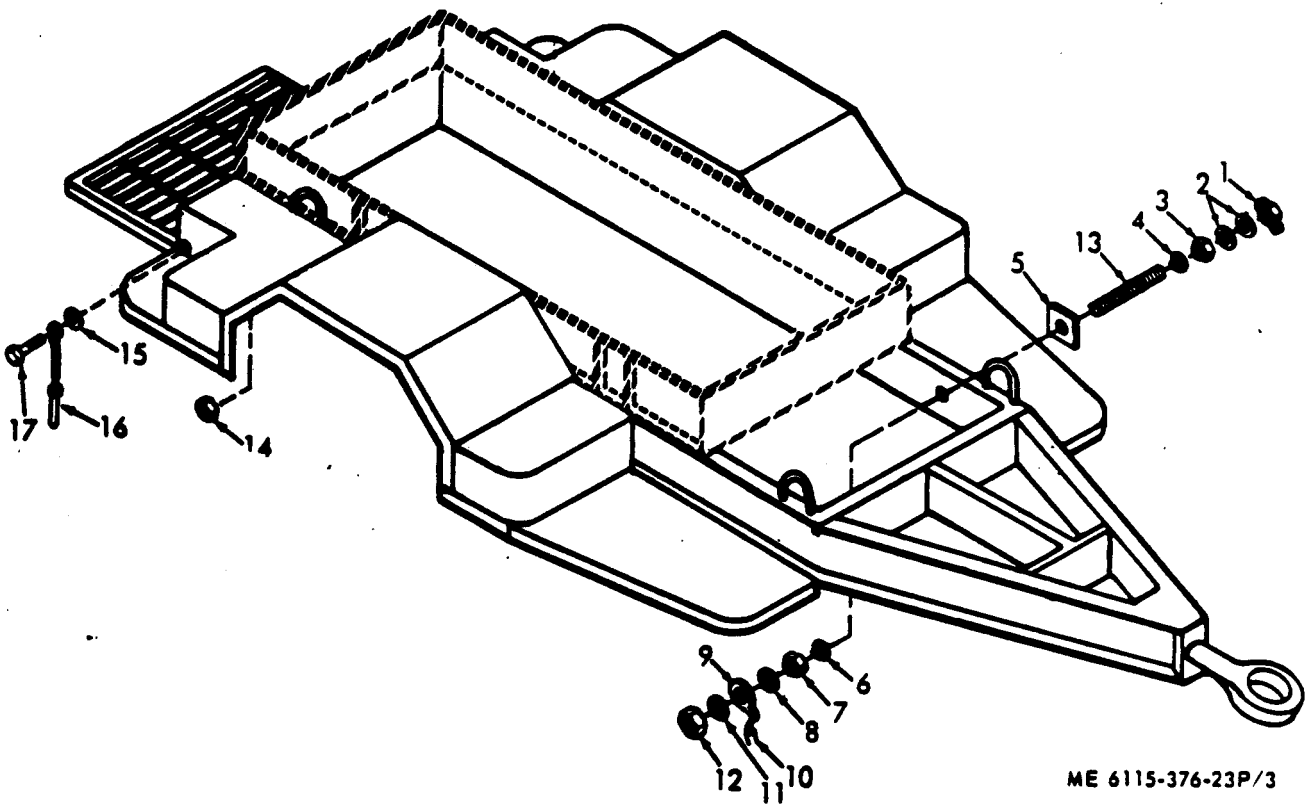


Figure 2. Generator Set, PU-699/M and 700/M

ME 6115-376-23P/2



ME 6115-376-23P/3

Figure 3. Trailer, M200A1, PU-407/M and 699/M

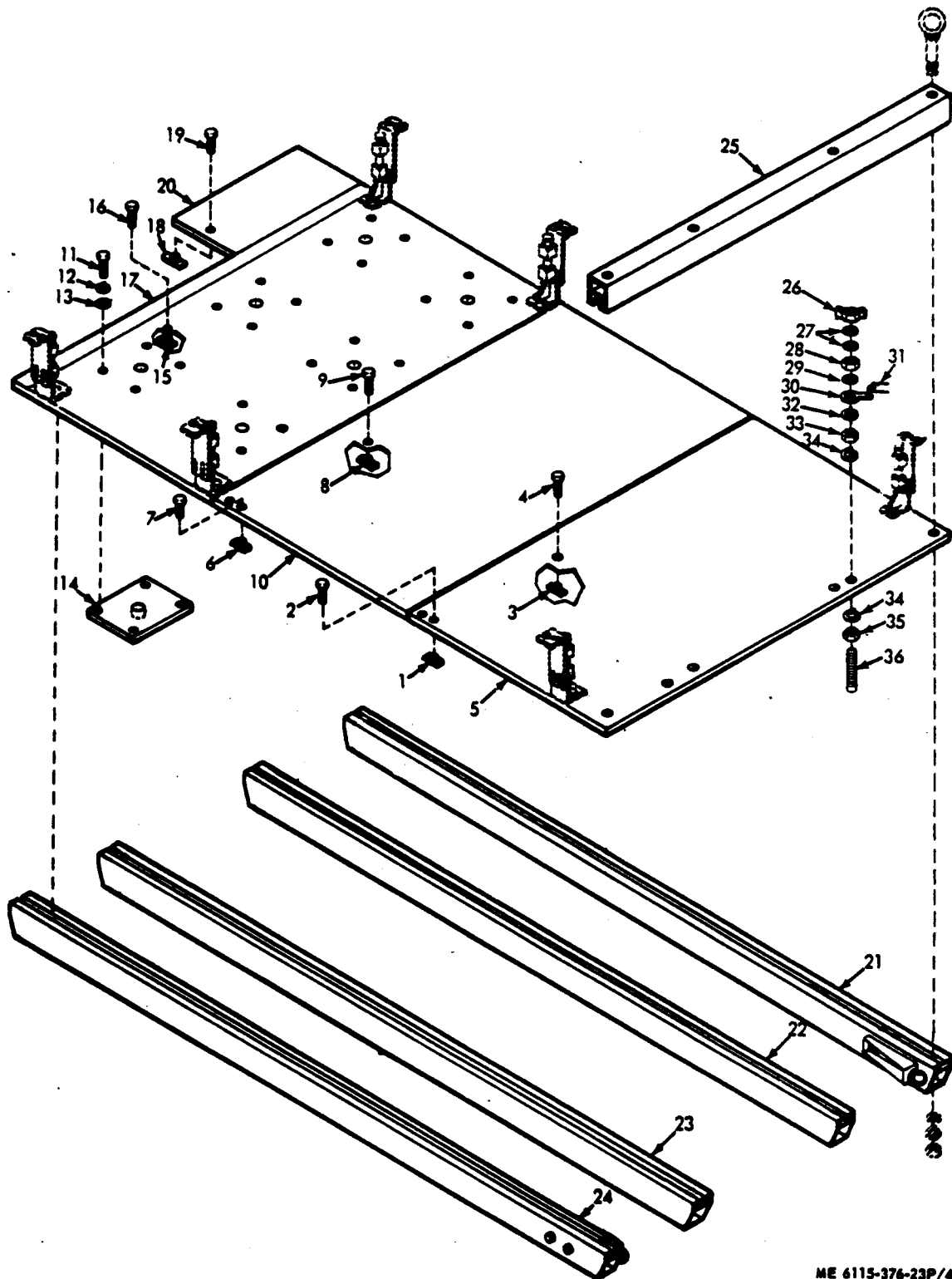


Figure 4. Skid Platform, PU-408/M and 700/M

ME 6115-376-23P/4

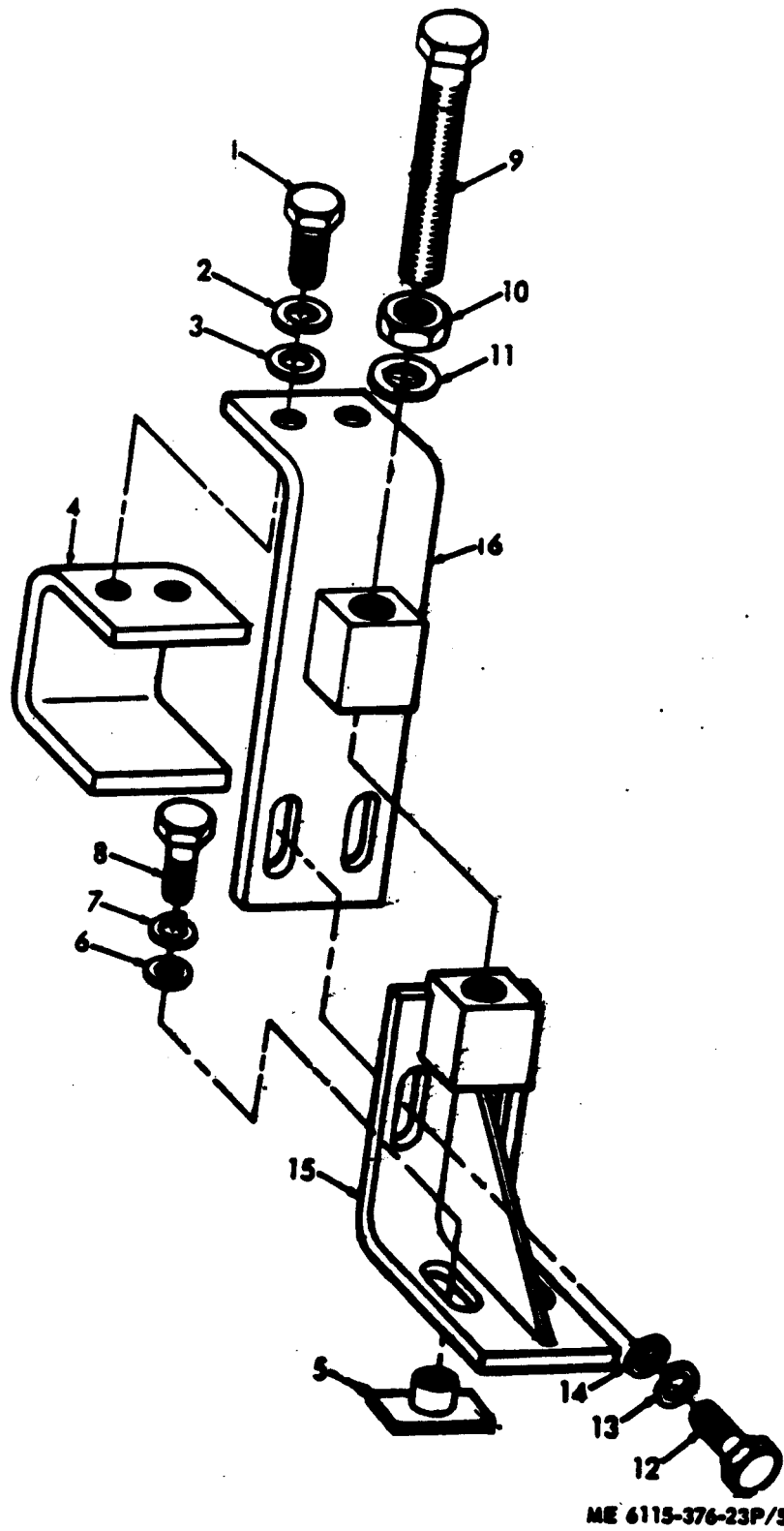


Figure 5. Skid Platform Retainer

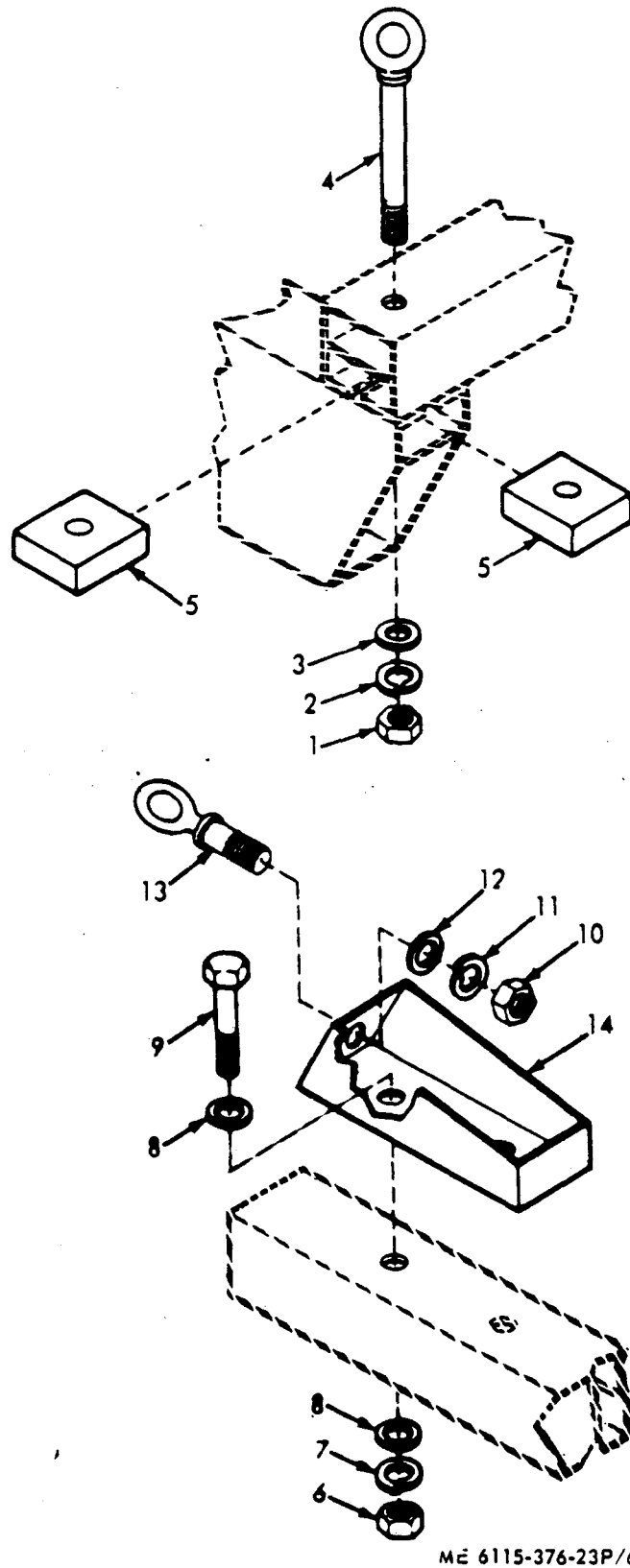
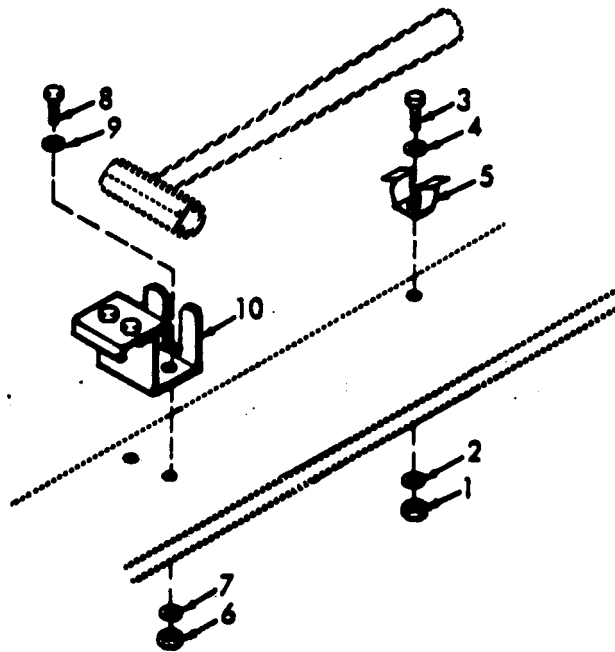
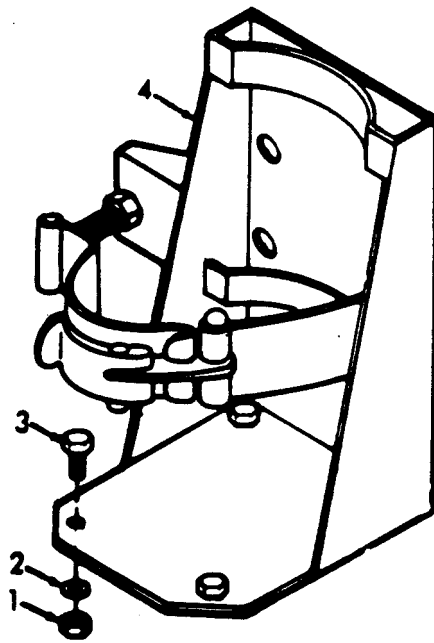


Figure 6. Skid Platform Towing Bracket and Eyebolt



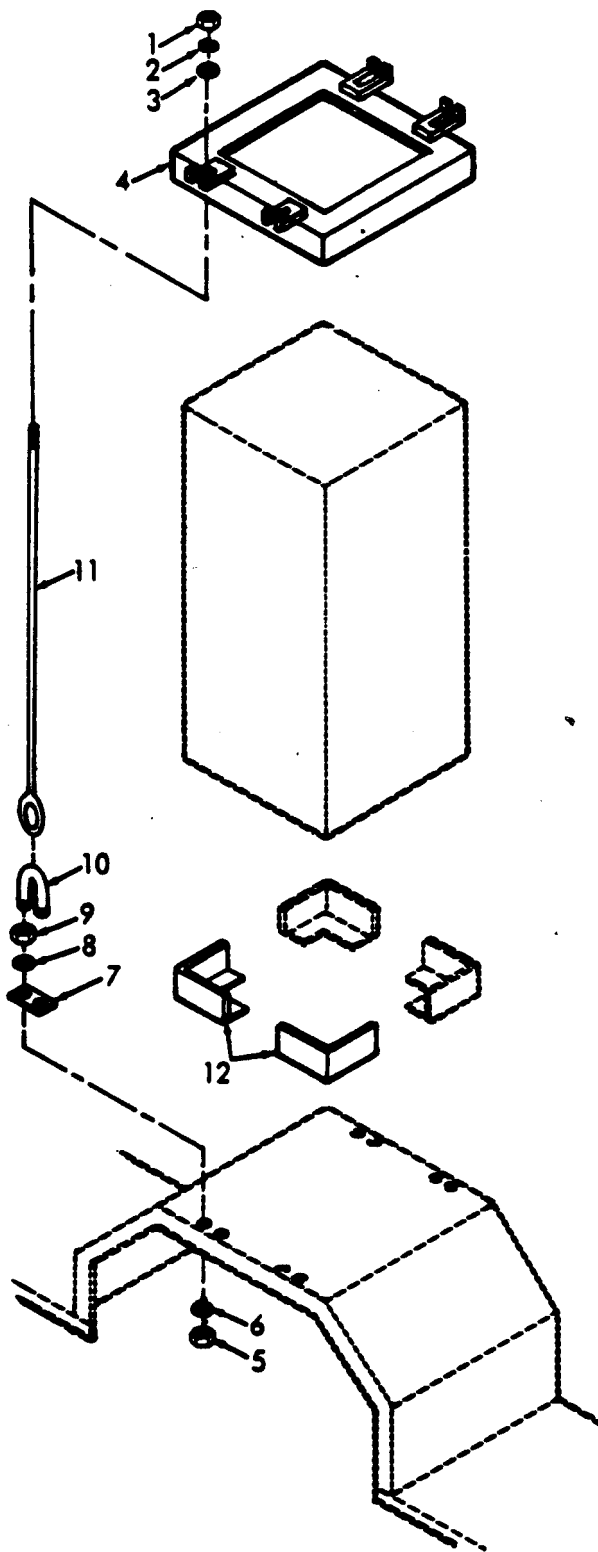
ME 6115-376-23P/7

Figure 7. Sledge Hammer Bracket



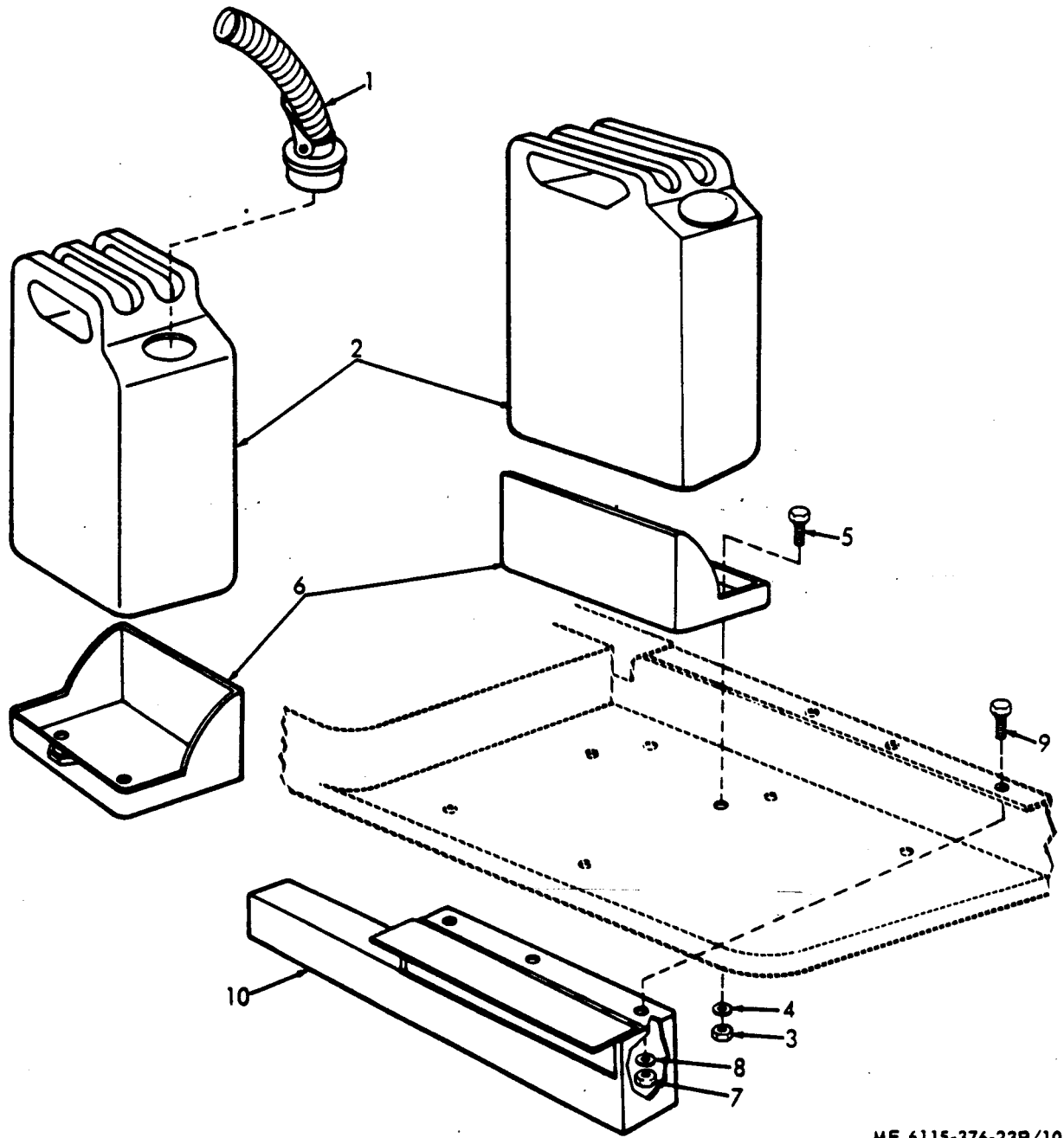
ME 6115-376-23P/8

Figure 8. Fire Extinguisher Bracket



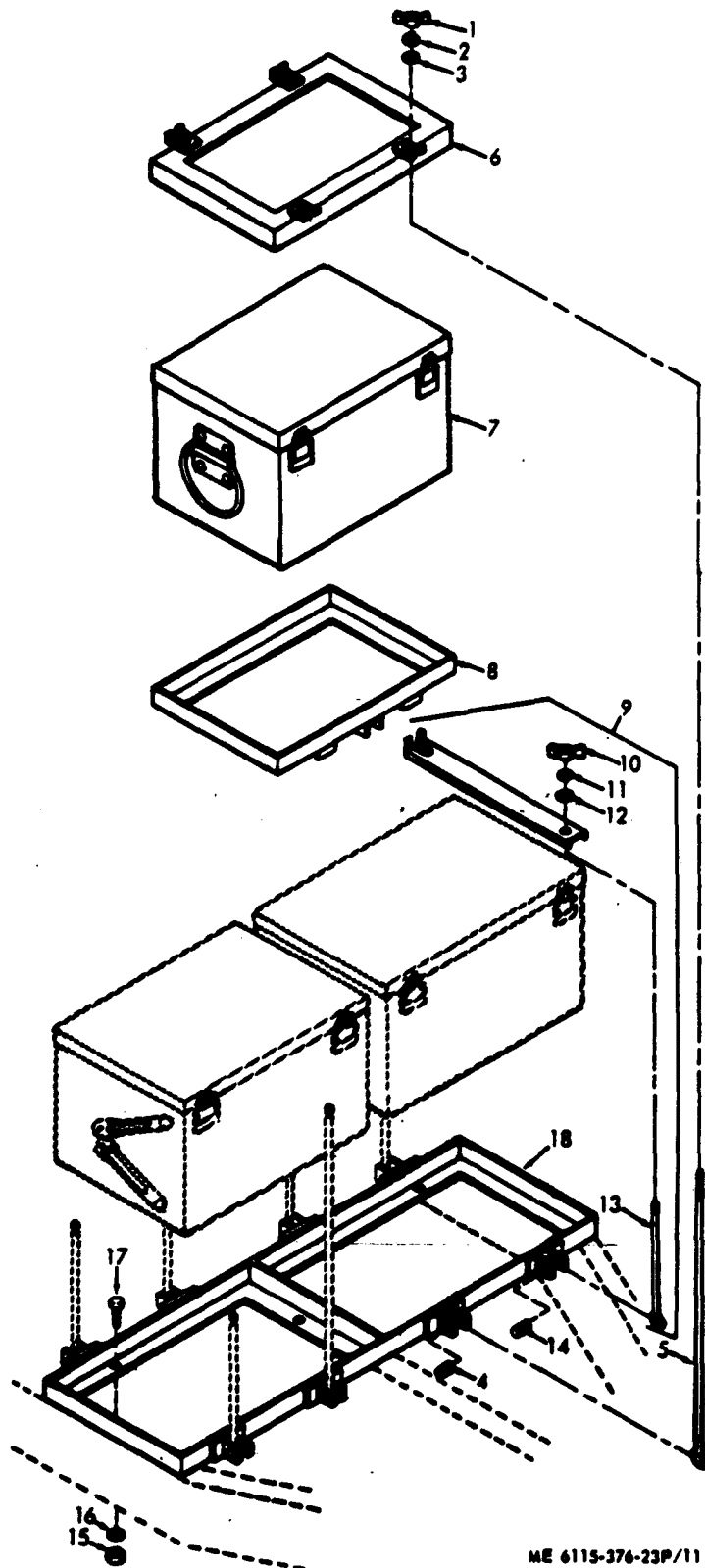
ME 6115-376-23P/9

Figure 9. Synchronizer Mounting Frame and Brackets



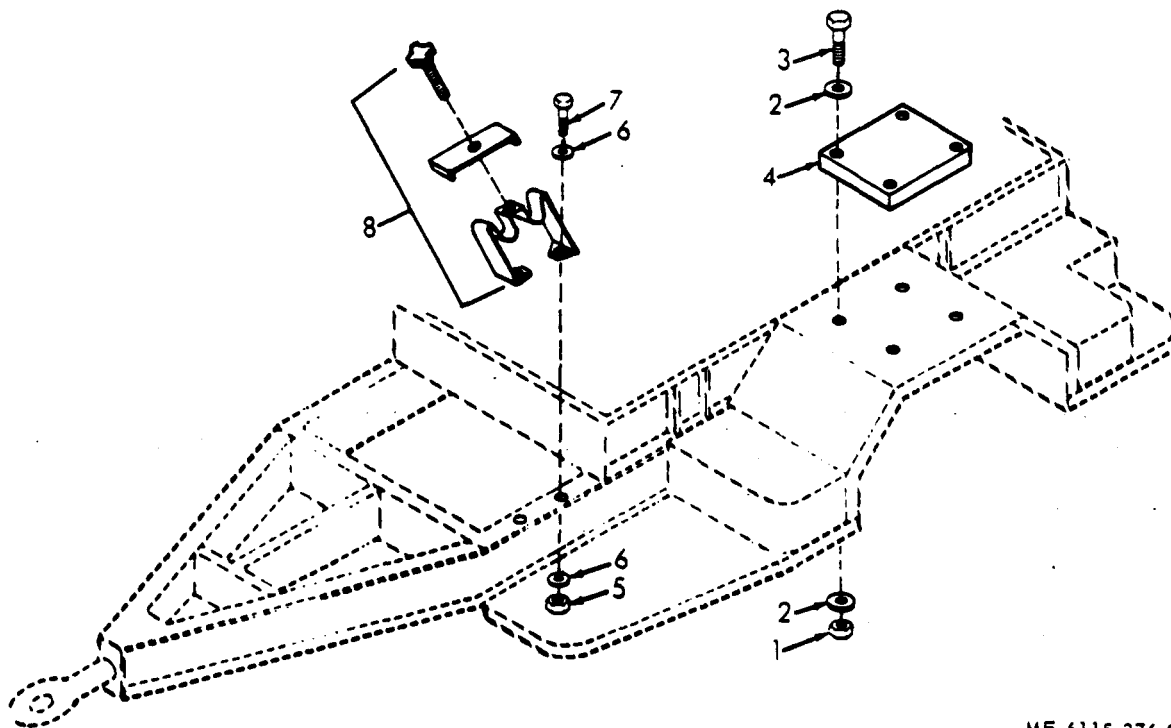
ME 6115-376-23P/10

Figure 10. Gasoline Cans, Brackets, and Accessory Box



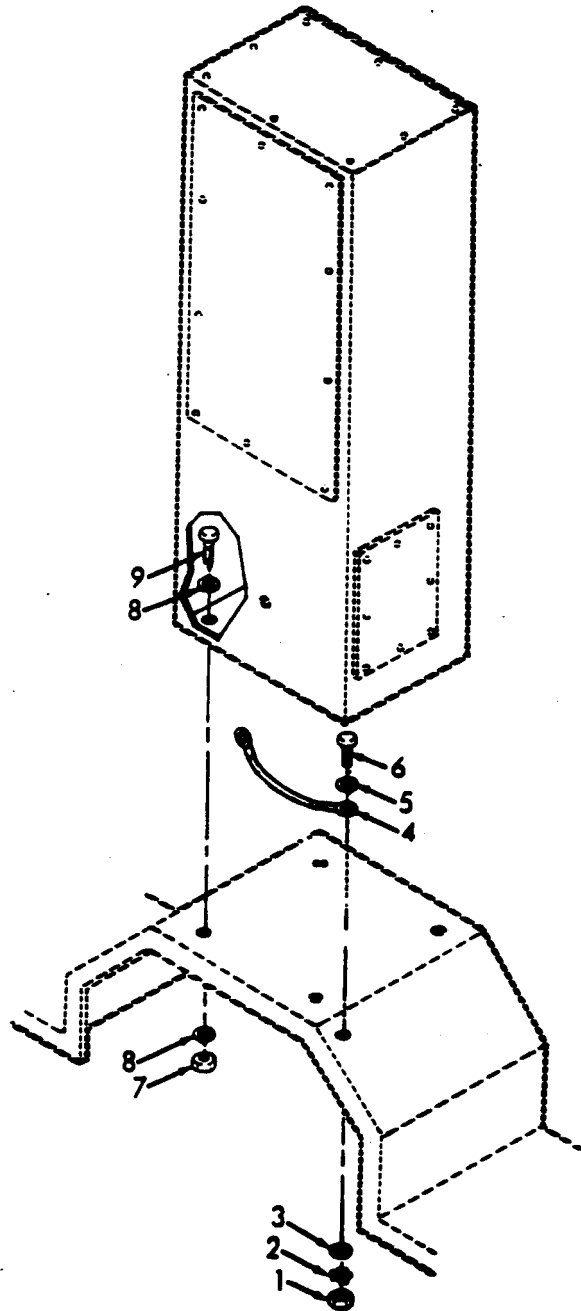
ME 6115-376-23P/11

Figure 11. Accessory Box, Frame, Base, and Distribution Box Base



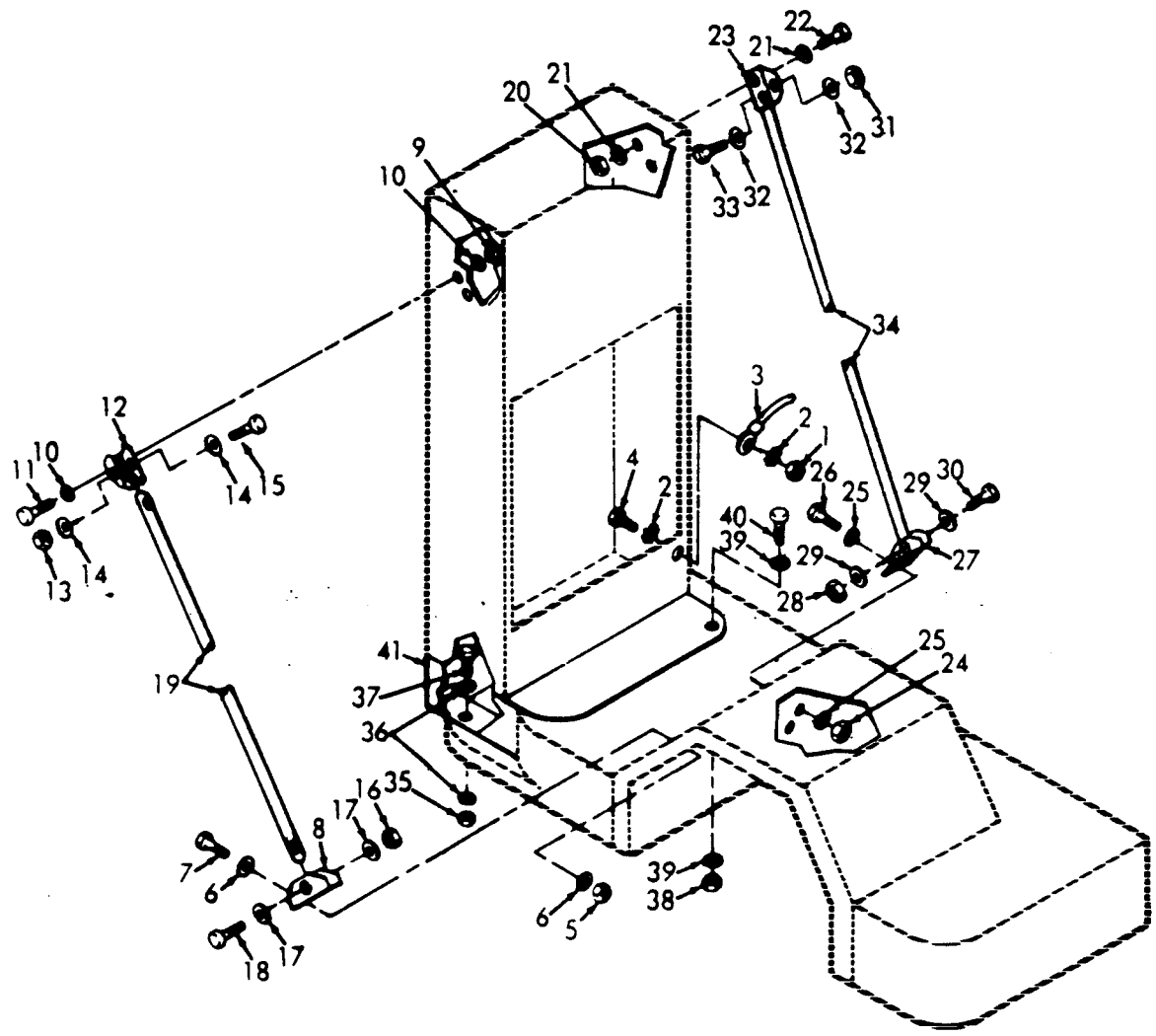
ME 6115-376-23P/12

Figure 12. Cable Reel Mounting Base and Electrical Connector Bracket




ME 6115-376-23P/13

Figure 13. Switch Box Mounting Hardware



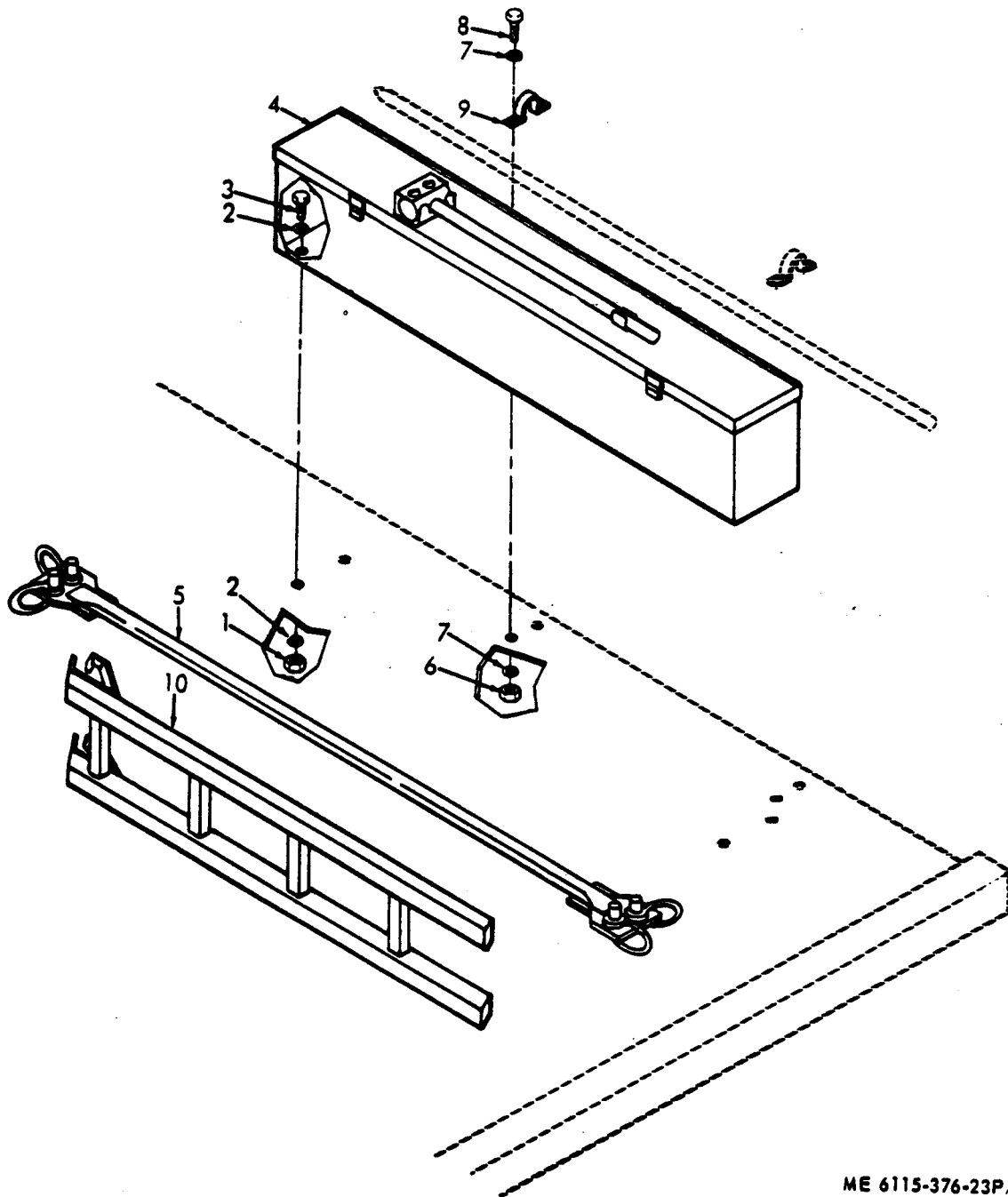
ME 6115-376-23P/14

Figure 14. Distribution Box Base, Brackets, and Braces
(PU-407/M and PU-699/M)



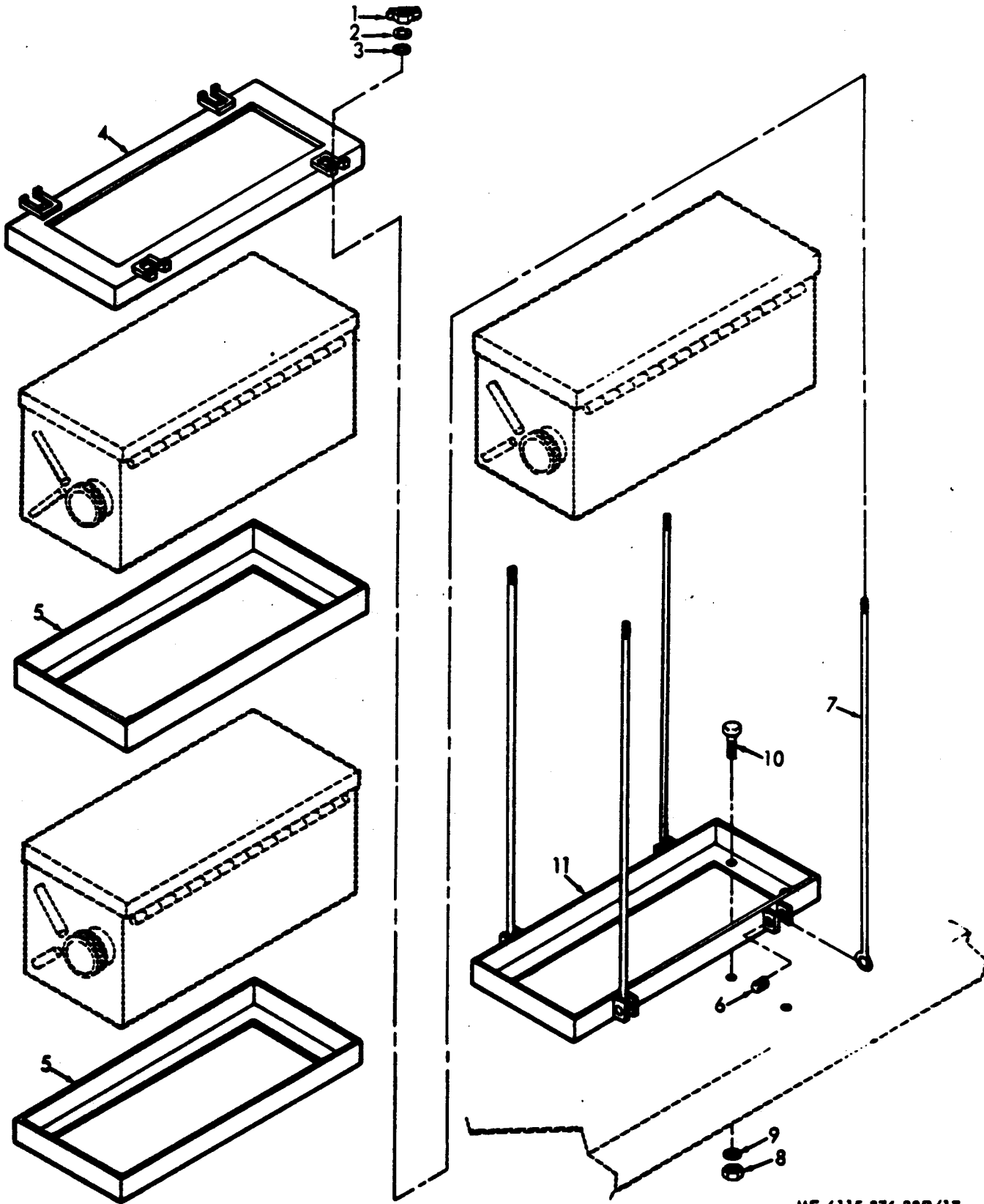
ME 6115-376-23P 15

Figure 15. Reel Holddown and Cable



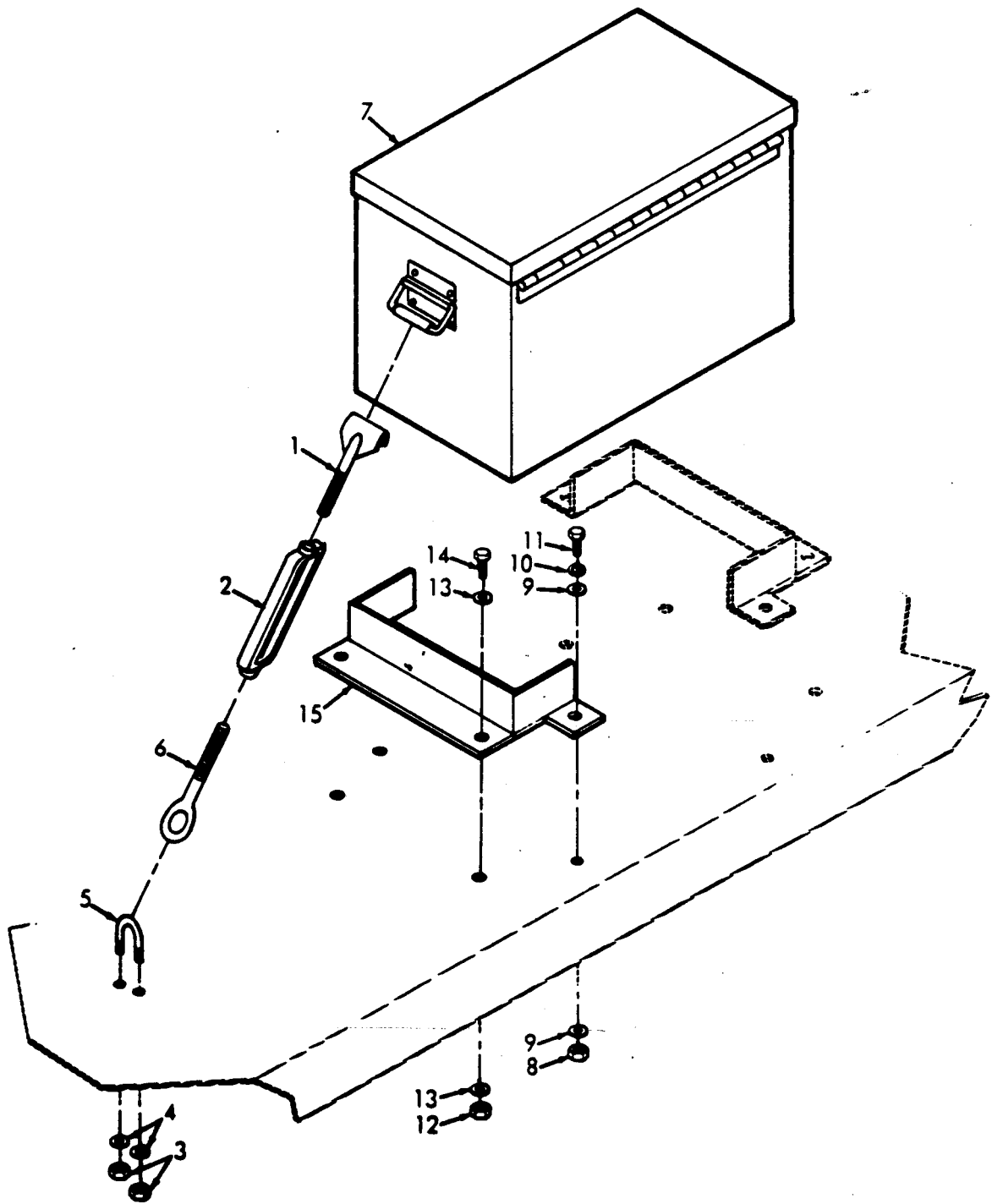
ME 6115-376-23P/16

Figure 16. Accessory Box, Ladder, Sling Spreader, and Ground Rod Clamps



ME 6115-376-23P/17

Figure 17. Portable Distribution Box Frame and Bases



ME 6115-376-23P/18

Figure 18. Accessory Box Brackets and Turnbuckles

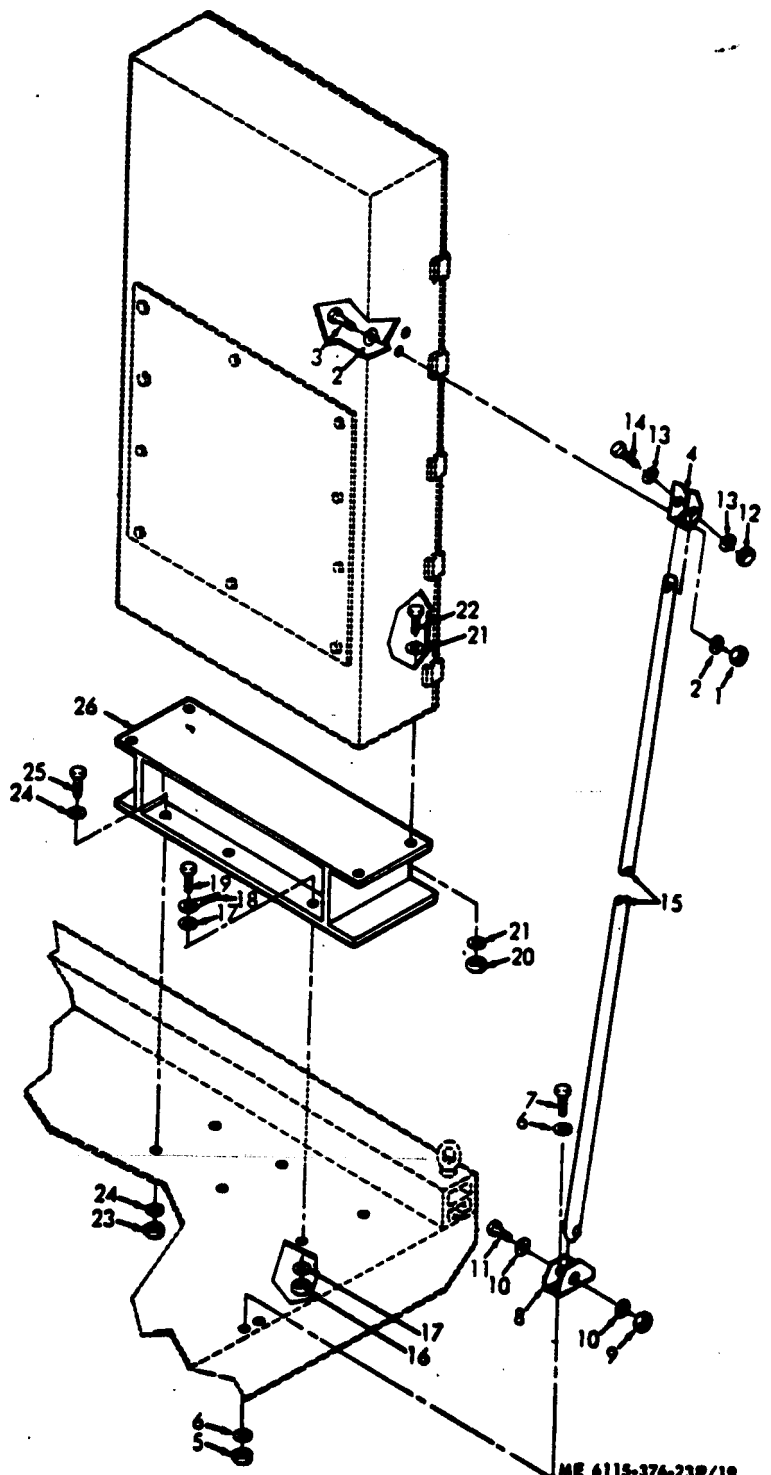
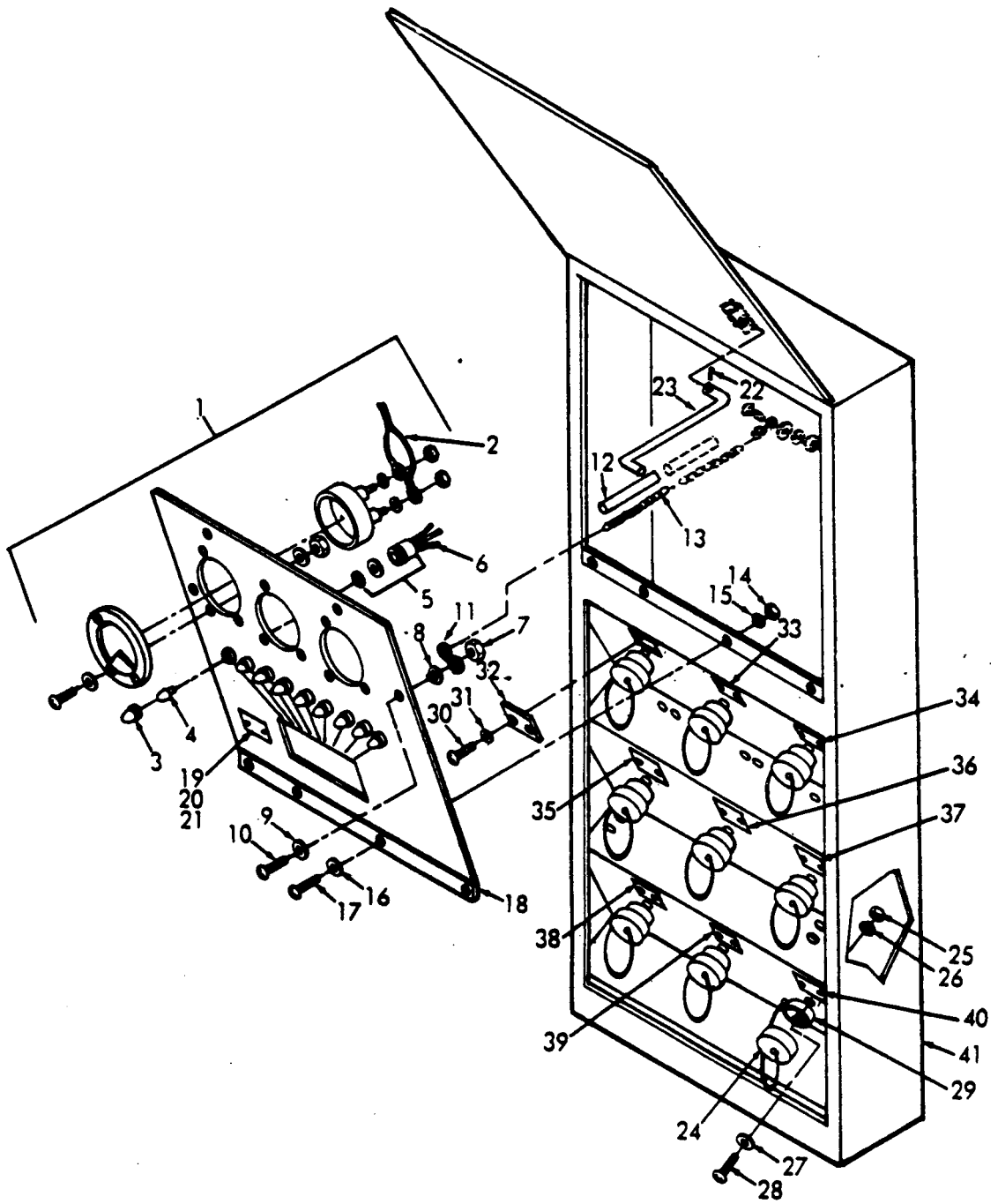


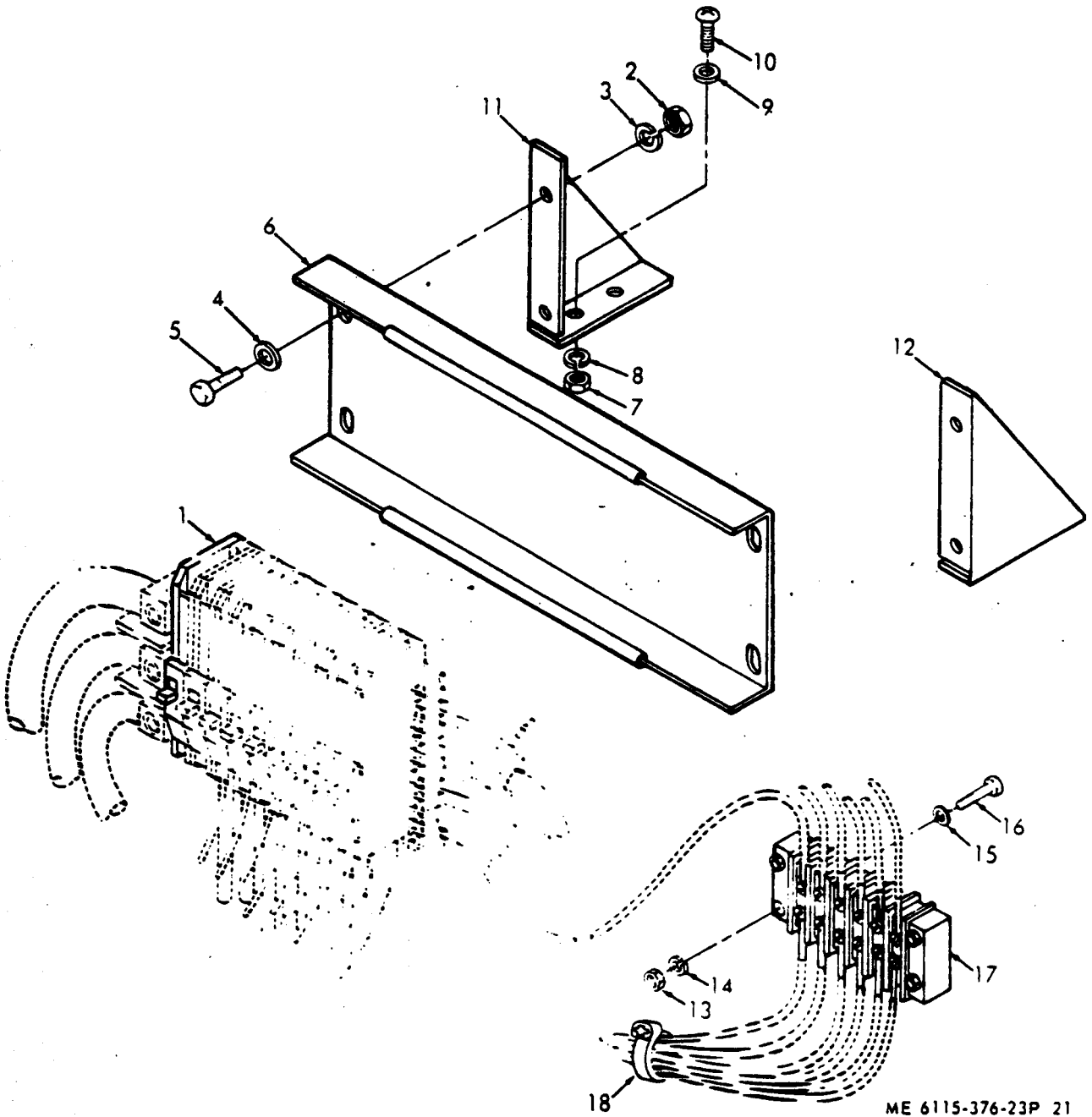
Figure 19. Distribution Box Base, Brackets, and Brace
(PU-408/M and PU-700/M)

ME 6115-376-23P/19



ME 6115-376-23P/20

Figure 20. Distribution Box



ME 6115-376-23P 21

Figure 21. Distribution Box Power Panel, Brackets, and Terminal Board

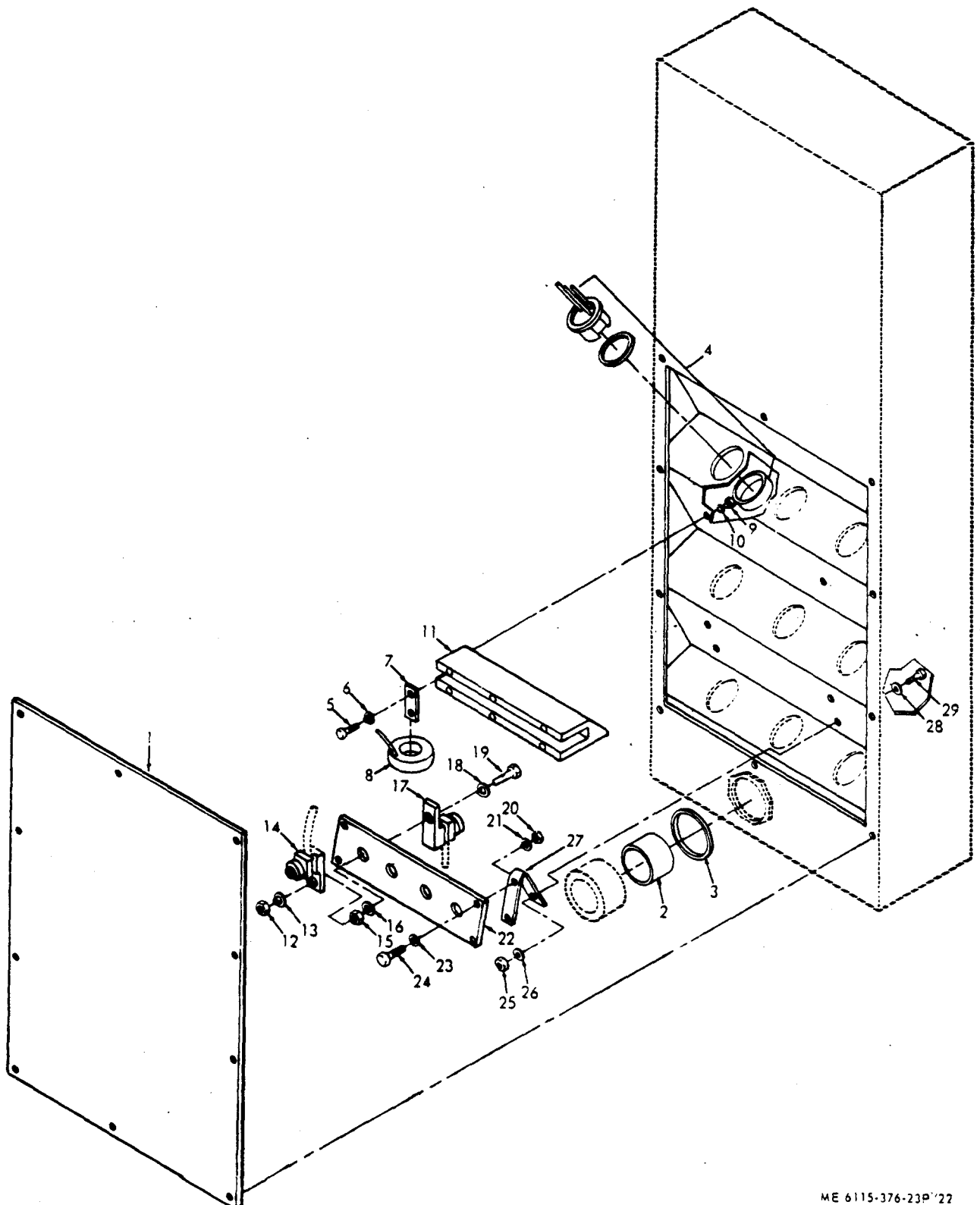


Figure 22. Distribution Box Wiring Harness, Transformers, and Lug Terminals

ME 6115-376-23P'22

| ITEM NO. | WIRE NO. | TERMINATION | | APPROX WIRE LG | WIRE FIND NO. |
|----------|----------|-------------|----|----------------|---------------|
| | | FROM | TO | | |
| 1 | 1 | TB1-L1 | W1 | 34.00 | 69 |
| 1 | 2 | TB1-L2 | W2 | 34.00 | 69 |
| 1 | 3 | TB1-L3 | W3 | 34.00 | 69 |
| 1 | 4 | TB1-L0 | W4 | 34.00 | 69 |
| 2 | 5 | XDS9 | W4 | 7.00 | 70 |
| 2 | 6-13 | — | — | 4.00 | 70 |
| 3 | 1 | TB1-L1 | W1 | 36.00 | 68 |
| 3 | 2 | TB1-L2 | W2 | 36.00 | 68 |
| 3 | 3 | TB1-L3 | W3 | 36.00 | 68 |
| 3 | 4 | TB1-L0 | W4 | 36.00 | 68 |
| 4 | 5 | XDS9 | W4 | 9.00 | 69 |
| 4 | 6-13 | — | — | 4.00 | 69 |

ME 6115-376-23P/23

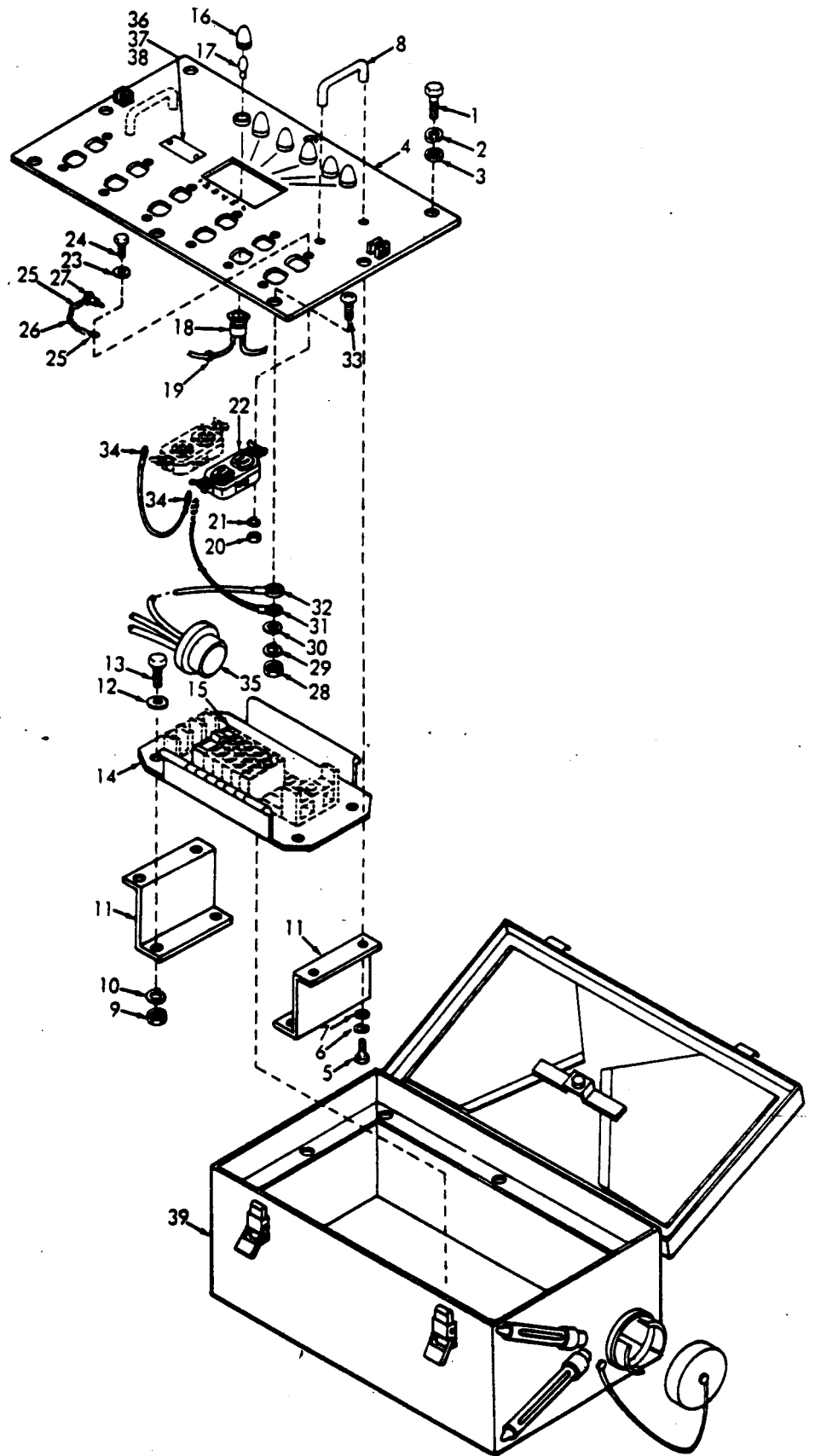


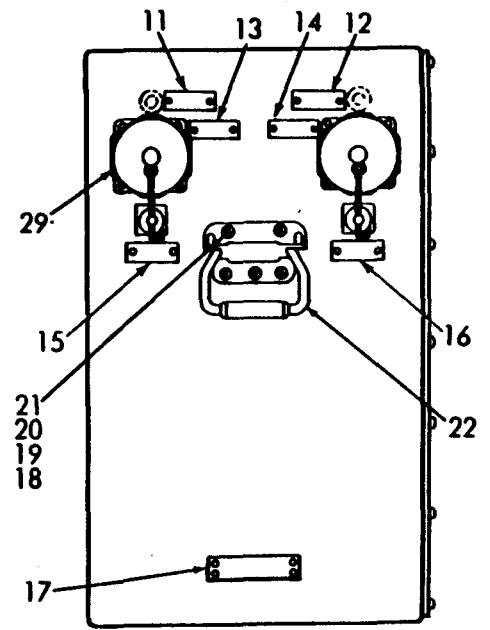
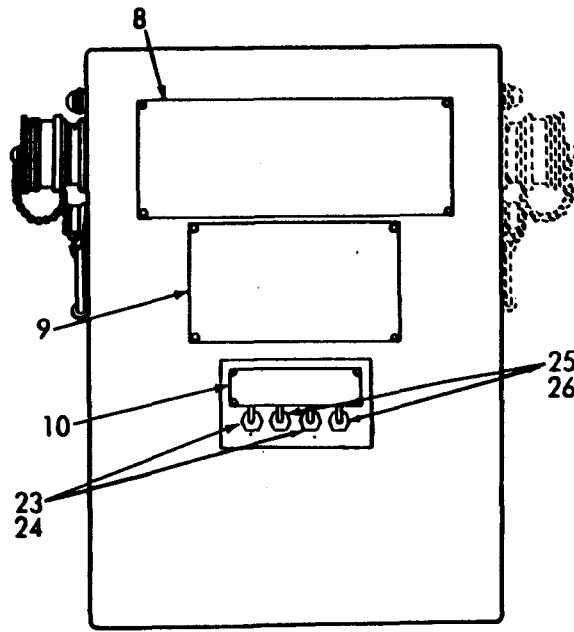
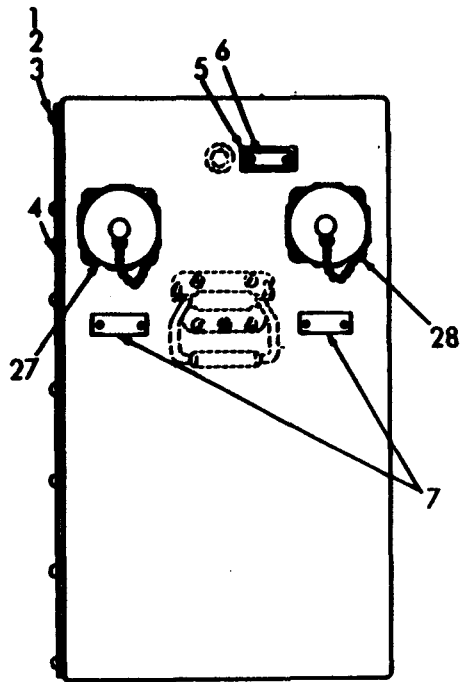
Figure 24. Portable Distribution Box

ME 6115-376-23P/24

| ITEM NO. | WIRE NO. | TERMINATION | | TERMINATION | | APPROX WIRE LENGTH | WIRE FIND NO. |
|----------|----------|-------------|----------------|-------------|----------------|--------------------|---------------|
| | | FROM | TERM. FIND NO. | TO | TERM. FIND NO. | | |
| 1 | 1 | J7-1 | — | W-1 | — | 25.00 ± .50 | 34 |
| 1 | 2 | J7-2 | — | W-2 | — | 15.00 ± .50 | 34 |
| 1 | 3 | J7-G4 | — | E1 | 45 | 15.00 ± .50 | 34 |
| 2 | 4 | CB1 | — | J1 | 46 | 15.00 ± .50 | 36 |
| 2 | 5 | CB2 | — | J2 | 46 | 13.00 ± .50 | 36 |
| 2 | 6 | CB3 | — | J3 | 46 | 8.00 ± .50 | 36 |
| 2 | 7 | CB4 | — | J4 | 46 | 8.00 ± .50 | 36 |
| 2 | 8 | CB5 | — | J5 | 46 | 13.00 ± .50 | 36 |
| 2 | 9 | CB6 | — | J6 | 46 | 15.00 ± .50 | 36 |
| 2 | 10 | W2 | — | J1 | 46 | 26.00 ± .50 | 36 |
| 2 | 11 | W2 | — | J2 | 46 | 22.00 ± .50 | 36 |
| 2 | 12 | W2 | — | J3 | 46 | 20.00 ± .50 | 36 |
| 2 | 13 | W2 | — | J4 | 46 | 17.00 ± .50 | 36 |
| 2 | 14 | W2 | — | J5 | 46 | 14.00 ± .50 | 36 |
| 2 | 15 | W2 | — | J6 | 46 | 11.00 ± .50 | 36 |
| 3 | 16 | CB1 | — | XDS1 | — | 22.00 ± .50 | 37 |
| 3 | 17 | CB2 | — | XDS2 | — | 23.00 ± .50 | 37 |
| 3 | 18 | CB3 | — | XDS3 | — | 24.00 ± .50 | 37 |
| 3 | 19 | CB4 | — | XDS4 | — | 25.00 ± .50 | 37 |
| 3 | 20 | CB5 | — | XDS5 | — | 26.00 ± .50 | 37 |
| 3 | 21 | CB6 | — | XDS6 | — | 27.00 ± .50 | 37 |
| 3 | 22 | W2 | — | XDS6 | — | 11.00 ± .50 | 37 |
| 3 | 23 | XDS6 | — | XDS5 | — | 3.00 ± .25 | 37 |
| 3 | 24 | XDS5 | — | XDS4 | — | 3.00 ± .25 | 37 |
| 3 | 25 | XDS4 | — | XDS3 | — | 3.00 ± .25 | 37 |
| 3 | 26 | XDS3 | — | XDS2 | — | 3.00 ± .25 | 37 |
| 3 | 27 | XDS2 | — | XDS1 | — | 3.00 ± .25 | 37 |
| 4 | 28 | E1 | 47 | J6 (GRN) | 46 | 4.50 ± .25 | 38 |
| 4 | 29 | J6 | 46 | J5 (GRN) | 46 | 4.50 ± .25 | 38 |
| 4 | 30 | J5 | 46 | J4 (GRN) | 46 | 4.50 ± .25 | 38 |
| 4 | 31 | J4 | 46 | J3 (GRN) | 46 | 4.50 ± .25 | 38 |
| 4 | 32 | J3 | 46 | J2 (GRN) | 46 | 4.50 ± .25 | 38 |
| 4 | 33 | J2 | 46 | J1 (GRN) | 46 | 4.50 ± .25 | 38 |

ME 6115-376-23P/25

Figure 25. Portable Distribution Box Electrical Leads



ME 6115-376-23P/26

Figure 26. Electrical Synchronizer

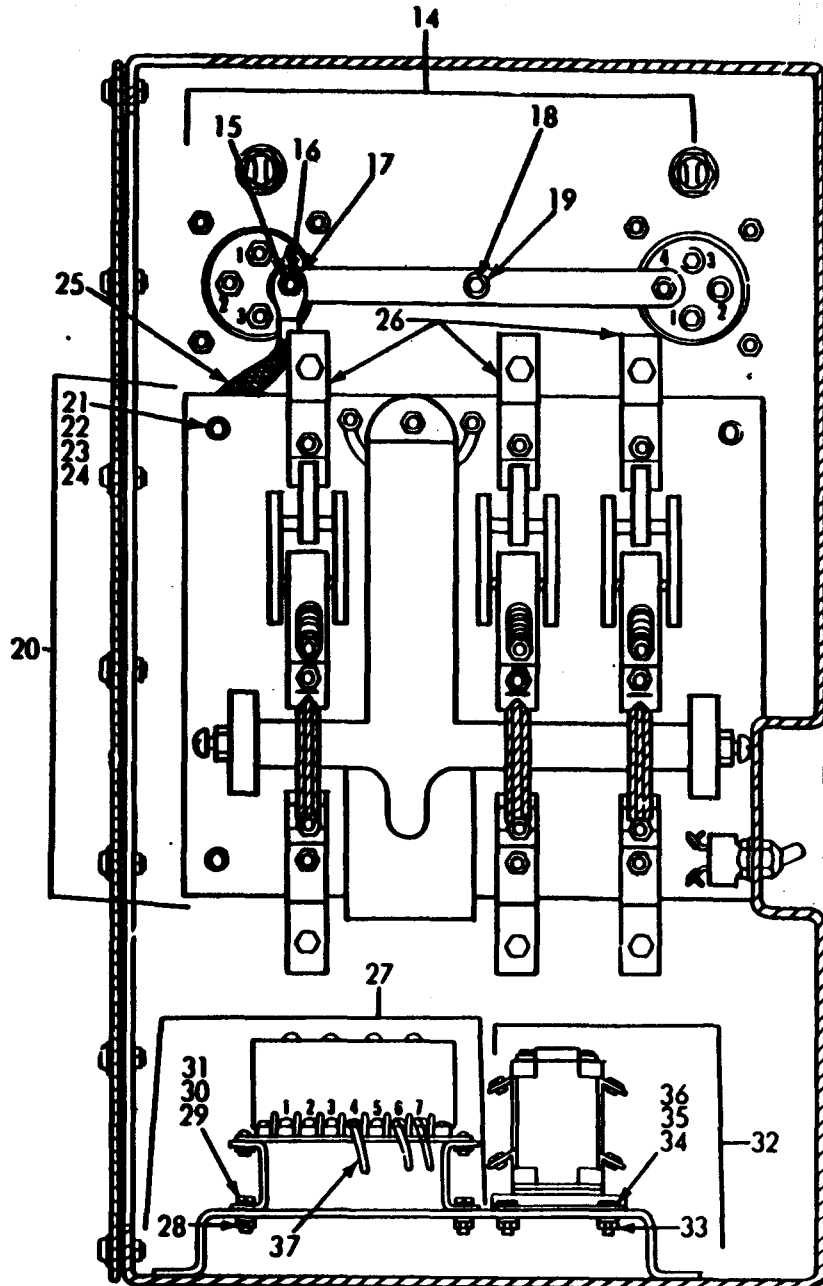
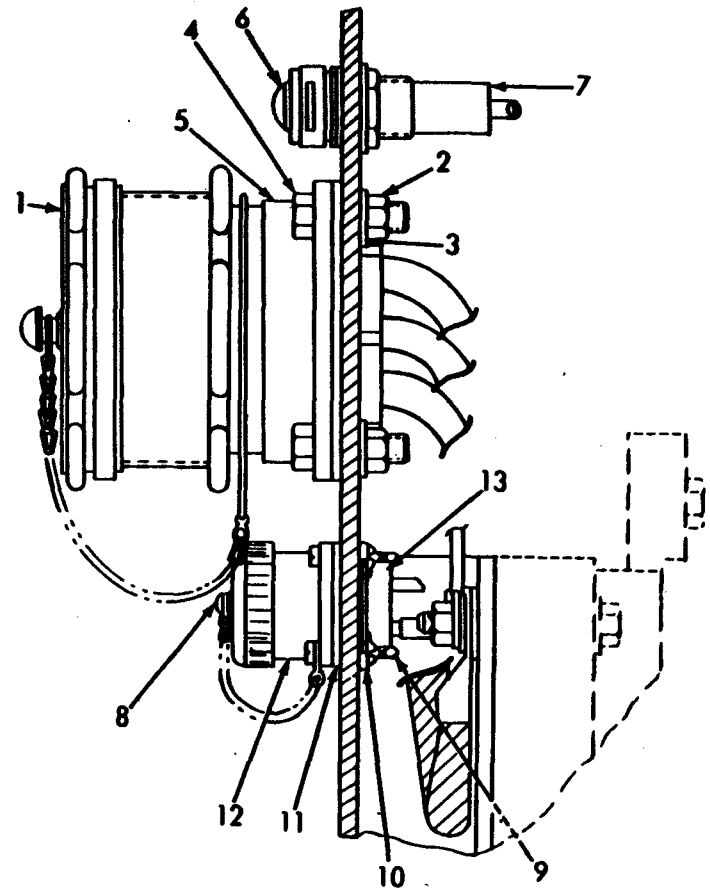


Figure 27. Electrical



Ionizer Wiring Harness, Release

| ITEM NO. | WIRE NO. | TERMINATION | | TERMINATION | | DIM. A LENGTH | WIRE FIND NO. |
|----------|----------|-------------|----------------|-------------|----------------|---------------|---------------|
| | | FROM | TERM. FIND NO. | TO | TERM. FIND NO. | | |
| 1 | 32 | K2-L1 | — | K1-L1 | — | 21.00 | 2 |
| 2 | 33 | K2-L2 | — | K1-L2 | — | 19.00 | 2 |
| 3 | 34 | K2-L3 | — | K1-L3 | — | 22.00 | 2 |
| 4 | 38 | K1-L2 | 3 | XDS1-1 | — | 12.00 | 1 |
| 5 | 39 | XDS1-2 | — | W53 | 4 | 8.00 | 1 |
| 6 | 40 | XDS3-2 | — | W52 | 4 | 8.00 | 1 |
| 7 | 41 | XDS2-2 | — | W52 | 4 | 8.00 | 1 |
| 8 | 42 | J3-A | — | J3-D | — | 2.00 | 1 |
| 9 | 43 | J4-A | — | J4-D | — | 2.00 | 1 |
| 10 | 44 | J4-C | — | J3-C | — | 16.00 | 1 |
| 11 | 45 | S3-1 | 5 | S1-1 | 5 | 3.00 | 1 |
| 12 | 46 | S4-1 | 5 | S2-1 | 5 | 3.00 | 1 |
| 13 | 47 | K3-X2 | 5 | K3-2 | 6 | 5.50 | 1 |
| 14 | 48 | K4-X2 | 5 | K4-2 | 6 | 5.50 | 1 |
| 15 | 49 | A1-4 | 5 | A1-7 | 5 | 4.00 | 1 |
| 16 | 50 | A2-4 | 5 | A2-7 | 5 | 4.00 | 1 |

ME 6115-376-23P 28

Figure 28. Electrical Synchronizer, Electrical Leads Termination Chart

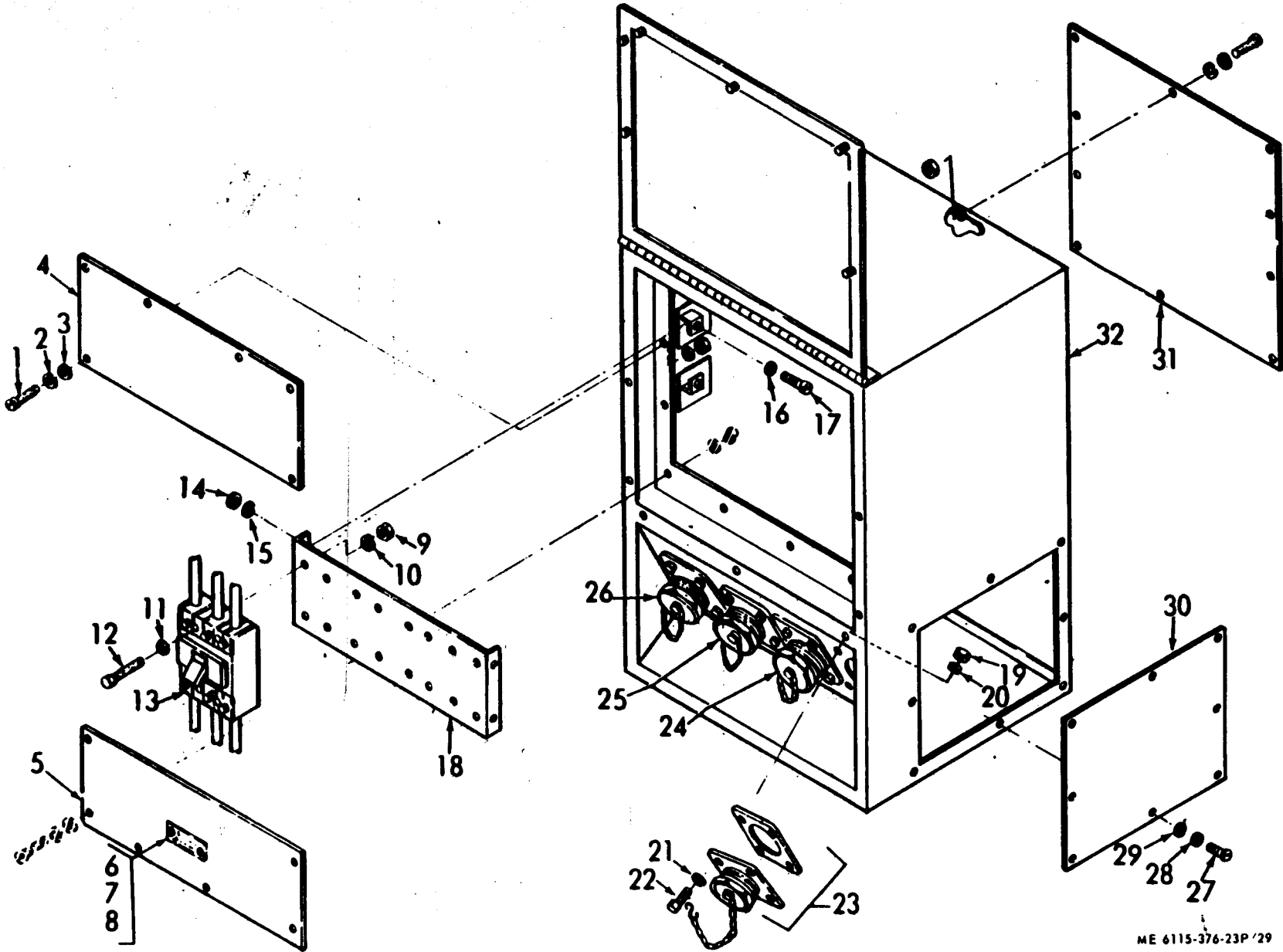


Figure 29. Switch Box

ME 6115-376-23P/29

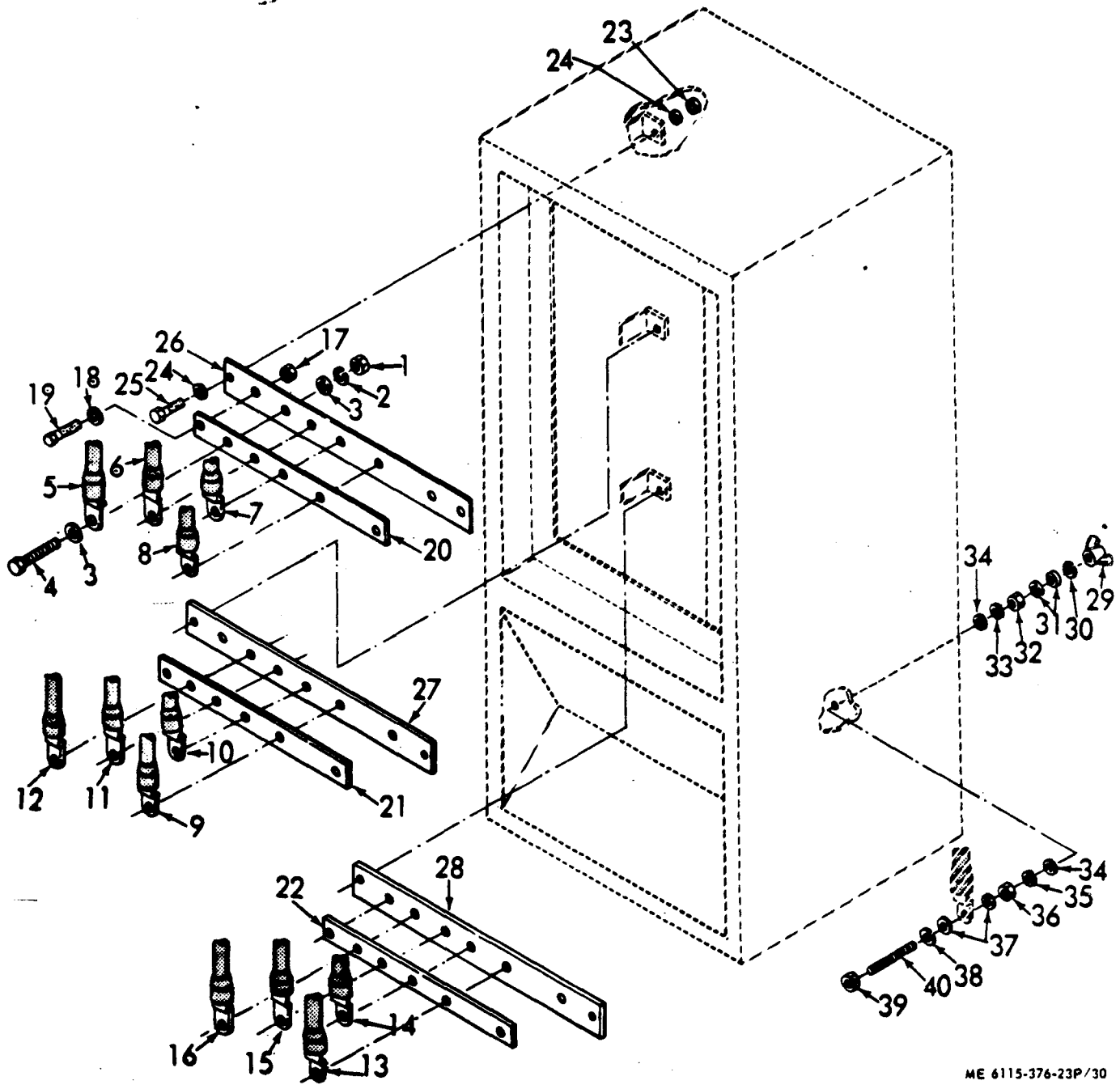


Figure 30. Switch Box Bus Bars, Insulator Bars, and Electrical Leads

ME 6115-376-23P/30

Section VII. INDEX - FEDERAL STOCK NUMBER AND REFERENCE NUMBER
CROSS-REFERENCE TO FIGURE AND ITEM NUMBER

| | | | | | |
|-----------------|----|----|---------------|----|----|
| | 14 | 26 | 5310-045-5207 | 24 | 7 |
| | 14 | 37 | 5310-045-6001 | 2 | 4 |
| | 19 | 3 | 5310-080-6004 | 4 | 13 |
| | 19 | 7 | | 5 | 3 |
| 5305-269-3212 | 19 | 22 | | 5 | 6 |
| | 14 | 7 | | 5 | 14 |
| | 14 | 26 | | 8 | 2 |
| | 14 | 40 | | 9 | 3 |
| 530 5-26 9-3213 | 19 | 22 | | 9 | 8 |
| | 14 | 37 | | 10 | 4 |
| | 19 | 25 | | 12 | 2 |
| 5305-269-321 4 | 18 | 14 | | 14 | 6 |
| 5305-269-321 5 | 30 | 25 | | 14 | 10 |
| 530 5-269-321 6 | 30 | 19 | | 14 | 14 |
| 5305-269-321 A | 12 | 3 | | 14 | 17 |
| | 14 | 15 | | 14 | 21 |
| | 14 | 19 | | 14 | 25 |
| | 14 | 30 | | 14 | 29 |
| | 14 | 33 | | 14 | 32 |
| | 19 | 11 | | 14 | 36 |
| | 19 | 14 | | 14 | 39 |
| 530 5-269-4511 | 5 | 8 | | 16 | 2 |
| | 16 | 3 | | 19 | 9 |
| | 18 | 11 | | 18 | 13 |
| | 19 | 25 | | 19 | 2 |
| 5305 -702-4523 | 29 | 22 | | 19 | 6 |
| 5305-724-5911 | 1 | 8 | | 19 | 10 |
| 5305-724-5938 | 5 | 9 | | 19 | 13 |
| 5305-724-6759 | 6 | 9 | | 19 | 21 |
| 5305-724-7221 | 2 | 5 | | 19 | 24 |
| 5305-725-0166 | 4 | 9 | | 30 | 19 |
| 5305-855-0962 | 20 | 20 | | 30 | 24 |
| | 20 | 30 | 5310-087-0057 | 20 | 21 |
| | 24 | 36 | | 20 | 31 |
| | 29 | 6 | | 24 | 37 |
| 5305-958-5246 | 16 | 9 | | 29 | 7 |
| 5305-958-5247 | 16 | 9 | 5310-087-4652 | 9 | 1 |
| | 17 | 10 | | 10 | 3 |
| 5305-959-2723 | 4 | 2 | | 12 | 1 |
| | 4 | 7 | | 14 | 5 |
| | 4 | 16 | | 14 | 9 |
| | 4 | 19 | | 14 | 13 |
| 5305-984-5691 | 8 | 3 | | 14 | 16 |
| 5305-984-6194 | 24 | 24 | | 14 | 20 |
| 5305-984-6195 | 27 | 36 | | 14 | 24 |
| 5305-984-6210 | 20 | 17 | | 14 | 29 |
| | 21 | 5 | | 14 | 31 |
| | 21 | 10 | | 14 | 35 |
| 5305-984-6211 | 29 | 17 | | 14 | 38 |
| 5305-984-6212 | 20 | 29 | | 16 | 1 |
| 5305-984-6214 | 21 | 16 | | 18 | 8 |
| 5305-988-1723 | 20 | 10 | | 18 | 12 |
| 5305-989-1724 | 20 | 10 | | 19 | 1 |
| | 24 | 1 | | 19 | 5 |
| 5305-989-7414 | 22 | 5 | | 19 | 7 |
| | 24 | 33 | | 19 | 12 |
| 5305-993-1848 | 26 | 1 | | 19 | 20 |
| | 26 | 21 | | 19 | 23 |
| | 27 | 31 | | 30 | 17 |
| 5306-225-8498 | 10 | 9 | | 30 | 23 |
| 5306-225-8499 | 27 | 4 | 5310-087-7493 | 3 | 15 |
| 5306-225-8505 | 3 | 14 | | 10 | 8 |
| 5306-933-0596 | 18 | 1 | 5310-088-1291 | 7 | 1 |

Section VII. INDEX • FEDERAL STOCK NUMBER AND REFERENCE NUMBER
CROSS-REFERENCE TO FIGURE AND ITEM NUMBER

| | | | | | |
|---------------|----|----|---------------|----|----|
| 5310-088-1251 | 7 | 6 | 5310-934-9758 | 21 | 2 |
| | 11 | 15 | | 21 | 7 |
| | 12 | 5 | | 21 | 13 |
| | 16 | 6 | | 29 | 14 |
| | 17 | 8 | 5310-934-9759 | 27 | 33 |
| | 22 | 25 | 5310-951-7209 | 1 | 5 |
| | 27 | 21 | 5310-959-7600 | 18 | 3 |
| 5310-184-8971 | 27 | 16 | 5310-984-3806 | 3 | 14 |
| 5310-185-0113 | 4 | 27 | | 10 | 7 |
| 5310-187-2413 | 3 | 2 | 5315-829-1480 | 20 | 22 |
| | 3 | 8 | 5315-844-5831 | 11 | 4 |
| | 3 | 11 | | 11 | 14 |
| | 13 | 3 | | 17 | 6 |
| | 13 | 5 | 5925-401-6739 | 21 | 1 |
| 5310-225-6408 | 1 | 4 | 5925-818-4811 | 24 | 15 |
| 5310-225-6993 | 13 | 7 | 5930-050-2681 | 26 | 25 |
| 5310-261-8278 | 24 | 6 | 5930-655-1514 | 26 | 23 |
| 5310-262-5107 | 3 | 7 | 5935-500-5008 | 27 | 8 |
| 5310-269-4040 | 2 | 2 | 5935-801-6617 | 27 | 12 |
| 5310-275-6814 | 27 | 10 | 5940-936-2255 | 27 | 26 |
| 5310-407-9566 | 27 | 3 | 5945-469-6600 | 27 | 20 |
| 5310-543-4717 | 3 | 1 | 5945-487-8011 | 27 | 32 |
| | 4 | 26 | 5950-436-0699 | 22 | 9 |
| | 30 | 29 | 6110-460-6047 | 27 | 27 |
| 5310-576-5752 | 24 | 29 | 6110-484-3461 | 21 | 6 |
| 5310-582-5965 | 20 | 8 | 6110-484-3464 | 22 | 4 |
| | 22 | 10 | 6115-484-3465 | 2 | 1 |
| | 22 | 21 | 6115-484-3466 | 15 | 2 |
| | 24 | 2 | 6115-937-4388 | 2 | |
| | 29 | 10 | 6140-913-5905 | 19 | 18 |
| | 29 | 20 | 6145-578-6600 | 28 | 2 |
| 5310-584-7995 | 3 | 12 | 6150-493-1838 | 29 | 26 |
| | 13 | 1 | 6150-493-1839 | 29 | 25 |
| | 14 | 1 | 6150-493-1840 | 29 | 24 |
| | 19 | 16 | 6150-493-1841 | 29 | 23 |
| 5310-637-9541 | 9 | 6 | 6150-949-0451 | 15 | 2 |
| | 18 | 10 | 6210-067-8368 | 20 | 3 |
| 5310-732-0558 | 9 | 1 | 6240-223-9105 | 20 | 4 |
| 5310-761-6982 | 20 | 7 | | 24 | 17 |
| | 22 | 20 | | 27 | 6 |
| 5310-763-8920 | 5 | 10 | 7240-222-3088 | 10 | 2 |
| | 6 | 6 | | | |
| | 6 | 10 | | | |
| 5310-809-5998 | 13 | 8 | | | |
| 5310-809-8544 | 27 | 35 | | | |
| 5310-809-8546 | 20 | 16 | | | |
| | 20 | 27 | | | |
| | 21 | 4 | | | |
| | 21 | 9 | | | |
| | 21 | 15 | | | |
| | 24 | 12 | | | |
| | 24 | 30 | | | |
| | 26 | 2 | | | |
| | 26 | 20 | | | |
| | 27 | 10 | | | |
| | 29 | 3 | | | |
| | 29 | 16 | | | |
| | 29 | 28 | | | |
| 5310-809-8549 | 24 | 23 | | | |
| 5310-823-8403 | 2 | 3 | | | |
| | 6 | 3 | | | |
| | 6 | 8 | | | |
| | 6 | 12 | | | |
| 5310-880-7744 | 27 | 2 | | | |
| 5310-889-2528 | 27 | 22 | | | |
| 5310-903-3994 | 3 | 12 | | | |
| | 30 | 1 | | | |
| | 30 | 32 | | | |
| | 30 | 36 | | | |
| | 30 | 39 | | | |
| 5310-913-9776 | 3 | 4 | | | |
| | 3 | 6 | | | |
| | 4 | 34 | | | |
| | 14 | 2 | | | |
| | 19 | 17 | | | |
| | 30 | 2 | | | |
| 5310-934-9751 | 24 | 29 | | | |
| | 26 | 18 | | | |
| | 27 | 28 | | | |
| 5310-934-9757 | 24 | 20 | | | |
| 5310-934-9758 | 20 | 14 | | | |
| | 20 | 25 | | | |

Section VII. INDEX - FEDERAL STOCK NUMBER AND REFERENCE NUMBER
CROSS-REFERENCE TO FIGURE AND ITEM NUMBER

| | | | | | | | |
|--------------------|-------|----|----|------------|-------|----|----|
| MS251980804 | 96906 | 23 | 3 | MS27183-10 | 9,906 | 7 | 4 |
| AN10-14A | 88044 | 1 | 8 | | 9,906 | 7 | 7 |
| AN961-516 | 88044 | 4 | 27 | | 9,906 | 7 | 9 |
| | 88044 | 4 | 29 | | 9,906 | 11 | 16 |
| | 88044 | 4 | 32 | | 9,906 | 12 | 6 |
| AN961-616T | 88044 | 3 | 2 | | 9,906 | 16 | 7 |
| | 88044 | 3 | 8 | | 9,906 | 17 | 9 |
| | 88044 | 3 | 11 | | 9,906 | 18 | 4 |
| | 88044 | 13 | 3 | | 9,906 | 20 | 9 |
| | 88044 | 13 | 5 | | 9,906 | 22 | 23 |
| | 88044 | 30 | 3 | | 9,906 | 22 | 26 |
| | 88044 | 30 | 31 | | 9,906 | 22 | 28 |
| | 88044 | 30 | 34 | | 9,906 | 24 | 3 |
| | 88044 | 30 | 37 | | 9,906 | 27 | 23 |
| | 88044 | 22 | 16 | | 9,906 | 29 | 11 |
| AN961-816T | 81348 | 14 | 1 | MS27183-13 | 9,906 | 29 | 21 |
| FFN836TYPE2STYLE1 | 81348 | 3 | 3 | | 9,906 | 3 | 15 |
| FFN836TYPE2STYLE2 | 81348 | 3 | 7 | | 9,906 | 10 | 8 |
| FFS107TYPE8 | 81348 | 27 | 9 | MS27183-14 | 9,906 | 4 | 13 |
| FFS85TYPE2STYLE10 | 81348 | 24 | 5 | | 9,906 | 5 | 3 |
| | 81348 | 24 | 13 | | 9,906 | 5 | 6 |
| LPOILO14 | 81349 | 22 | 14 | | 9,906 | 5 | 14 |
| | 81349 | 22 | 17 | | 9,906 | 8 | 2 |
| MIL85423-1TYPEEAST | E1 | 26 | 26 | | 9,906 | 9 | 3 |
| | 81349 | 26 | 24 | | 9,906 | 9 | 8 |
| MILC1283 | 81349 | 10 | 2 | | 9,906 | 10 | 4 |
| MILC55449TYPEU2308 | 81349 | 24 | 35 | | 9,906 | 11 | 3 |
| MILG14609TYPE1 | 81349 | 1 | 1 | | 9,906 | 11 | 12 |
| MILL15098TYPEE51 | 81349 | 20 | 4 | | 9,906 | 12 | 2 |
| | 81349 | 24 | 17 | | 9,906 | 14 | 6 |
| | 81349 | 27 | 6 | | 9,906 | 14 | 10 |
| MILL3661-19STYLELC | 81349 | 20 | 3 | | 9,906 | 14 | 14 |
| MILL3661-19TYPELC1 | D1 | 24 | 16 | | 9,906 | 14 | 17 |
| MILL3661-8-17TYPEL | 81349 | 27 | 7 | | 9,906 | 14 | 21 |
| MILL3661-9STYLELM7 | 81349 | 20 | 5 | | 9,906 | 14 | 25 |
| MILL3661-9TYPELH77 | 81349 | 24 | 18 | | 9,906 | 14 | 29 |
| MIL410304-14MR36W5 | 81349 | 20 | 1 | | 9,906 | 14 | 32 |
| MILS1285 | 81349 | 10 | 1 | | 9,906 | 14 | 36 |
| MILT55156-1TYPELPO | 81349 | 22 | 14 | | 9,906 | 14 | 39 |
| | 81349 | 22 | 17 | | 9,906 | 16 | 2 |
| MIL1-23053CLASS1 | 81349 | 27 | 13 | | 9,906 | 17 | 3 |
| MIL1-7444TYPE1CLAS | 81349 | 20 | 12 | | 9,906 | 18 | 9 |
| MS15795-908 | 96906 | 24 | 7 | | 9,906 | 18 | 13 |
| MS16203-27 | 96906 | 3 | 12 | | 9,906 | 19 | 2 |
| | 96906 | 13 | 1 | | 9,906 | 19 | 6 |
| | 96906 | 14 | 1 | | 9,906 | 19 | 10 |
| | 96906 | 19 | 16 | | 9,906 | 19 | 13 |
| MS16203-29 | 96906 | 22 | 12 | | 9,906 | 19 | 21 |
| | 96906 | 22 | 15 | | 9,906 | 19 | 24 |
| MS16203-39 | 96906 | 3 | 3 | | 9,906 | 30 | 18 |
| | 96906 | 3 | 7 | | 9,906 | 30 | 24 |
| | 96906 | 4 | 28 | MS27183-18 | 9,906 | 13 | 8 |
| | 96906 | 4 | 33 | MS27183-2 | 9,906 | 20 | 21 |
| | 96906 | 4 | 35 | | 9,906 | 20 | 31 |
| MS16562-77 | 96906 | 11 | 4 | | 9,906 | 24 | 37 |
| | 96906 | 11 | 14 | | 9,906 | 29 | 7 |
| | 96906 | 17 | 6 | MS27183-21 | 9,906 | 2 | 3 |
| MS17349C328 | 96906 | 20 | 24 | | 9,906 | 6 | 3 |
| MS17821-1-9 | 96906 | 21 | 18 | | 9,906 | 6 | 8 |
| | 96906 | 24 | 19 | | 9,906 | 6 | 12 |
| MS17984C303C | 96906 | 24 | 27 | MS27183-22 | 9,906 | 1 | 5 |
| MS18712-5 | 96906 | 26 | 22 | MS27183-7 | 9,906 | 24 | 23 |
| MS20341-6168 | 96906 | 27 | 15 | | 9,906 | 27 | 35 |
| MS27859-104 | 96906 | 24 | 31 | MS27183-8 | 9,906 | 20 | 16 |
| MS20659-110 | 96906 | 3 | 9 | | 9,906 | 20 | 27 |
| | 96906 | 4 | 30 | | 9,906 | 21 | 4 |
| MS20659-130 | 96906 | 24 | 32 | | 9,906 | 21 | 9 |
| MS24626-2 | 96906 | 26 | 5 | | 9,906 | 21 | 15 |
| MS24629-3 | 96906 | 20 | 20 | | 9,906 | 24 | 12 |
| | 96906 | 25 | 30 | | 9,906 | 24 | 30 |
| | 96906 | 24 | 36 | | 9,906 | 26 | 2 |
| | 96906 | 29 | 6 | | 9,906 | 26 | 20 |
| MS24665-208 | 96906 | 20 | 22 | | 9,906 | 27 | 30 |
| MS250A3-18C | 96906 | 27 | 8 | | 9,906 | 29 | 3 |
| MS25190B1 | 96906 | 23 | 1 | | 9,906 | 29 | 16 |
| MS25190B1A | 96906 | 25 | 2 | | 9,906 | 29 | 28 |
| MS25190R16 | 96906 | 23 | 2 | MS27213-18 | 9,906 | 4 | 23 |
| | 96906 | 23 | 4 | MS27213-19 | 9,906 | 4 | 22 |
| | 96906 | 25 | 4 | MS27213-46 | 9,906 | 4 | 25 |
| MS25190R20 | 96906 | 25 | 3 | MS27213-72 | 9,906 | 4 | 3 |
| MS25190R6 | 96906 | 25 | 1 | | 9,906 | 4 | 8 |
| MS27143-10 | 96906 | 7 | 2 | MS27213-73 | 9,906 | 6 | 5 |

Section VII. INDEX - FEDERAL STOCK NUMBER AND REFERENCE NUMBER
CROSS-REFERENCE TO FIGURE AND ITEM NUMBER

| | | | | | | | |
|--------------|-------|----|----|--------------|-------|----|----|
| MS27950-3 | 96906 | 18 | 6 | MS35338-44 | 96906 | 29 | 20 |
| MS27953-4 | 96906 | 18 | 1 | MS35338-45 | 96906 | 27 | 3 |
| MS27954-2 | 96906 | 19 | 2 | MS35338-46 | 96906 | 9 | 6 |
| MS28775-238 | 96906 | 1 | 2 | | 96906 | 18 | 10 |
| | 96906 | 22 | 3 | MS35340-46 | 96906 | 4 | 12 |
| MS3102R18-4P | 96906 | 27 | 12 | | 96906 | 5 | 2 |
| MS35058-22 | 96906 | 26 | 23 | | 96906 | 5 | 7 |
| MS35058-29 | 96906 | 26 | 25 | | 96906 | 5 | 13 |
| MS35190-289 | 96906 | 16 | 8 | | 96906 | 9 | 2 |
| MS35190-291 | 96906 | 11 | 17 | | 96906 | 11 | 2 |
| | 96906 | 16 | 8 | | 96906 | 11 | 11 |
| | 96906 | 17 | 10 | | 96906 | 17 | 2 |
| MS35190-319 | 96906 | 4 | 2 | MS35340-50 | 96906 | 1 | 7 |
| | 96906 | 4 | 7 | | 96906 | 2 | 4 |
| | 96906 | 4 | 16 | | 96906 | 5 | 11 |
| | 96906 | 4 | 19 | | 96906 | 6 | 2 |
| MS35206-246 | 96906 | 24 | 24 | | 96906 | 6 | 7 |
| MS35206-247 | 96906 | 27 | 36 | | 96906 | 6 | 11 |
| MS35206-261 | 96906 | 21 | 16 | MS353425-442 | 96906 | 11 | 10 |
| MS35206-263 | 96906 | 20 | 17 | MS35425-28 | 96906 | 3 | 1 |
| | 96906 | 21 | 5 | | 96906 | 4 | 26 |
| | 96906 | 21 | 10 | | 96906 | 30 | 29 |
| MS35206-264 | 96906 | 29 | 17 | MS35425-42 | 96906 | 11 | 1 |
| MS35206-265 | 96906 | 20 | 28 | | 96906 | 17 | 1 |
| MS35206-279 | 96906 | 20 | 10 | MS35649-202 | 96906 | 20 | 14 |
| MS35206-280 | 96906 | 20 | 10 | | 96906 | 20 | 25 |
| | 96906 | 24 | 1 | | 96906 | 21 | 2 |
| MS35206-311 | 96906 | 8 | 3 | | 96906 | 21 | 7 |
| MS35207-263 | 96906 | 24 | 33 | | 96906 | 21 | 13 |
| MS35207-265 | 96906 | 26 | 1 | | 96906 | 29 | 14 |
| | 96906 | 26 | 21 | MS35649-2252 | 96906 | 29 | 9 |
| | 96906 | 27 | 31 | | 96906 | 29 | 19 |
| MS35207-268 | 96906 | 22 | 5 | MS35649-282 | 96906 | 24 | 20 |
| MS35307-306 | 96906 | 29 | 22 | | 96906 | 27 | 33 |
| MS35307-316 | 96906 | 29 | 12 | MS35650-302 | 96906 | 24 | 9 |
| MS35309-303 | 96906 | 27 | 18 | | 96906 | 24 | 28 |
| MS35309-360 | 96906 | 14 | 4 | | 96906 | 26 | 18 |
| MS35309-362 | 96906 | 14 | 4 | | 96906 | 27 | 28 |
| | 96906 | 19 | 19 | MS35691-21 | 96906 | 9 | 5 |
| MS35309-367 | 96906 | 30 | 4 | | 96906 | 9 | 9 |
| MS35309-369 | 96906 | 13 | 6 | MS35915-4 | 96906 | 14 | 3 |
| MS35309-418 | 96906 | 22 | 19 | | 96906 | 19 | 18 |
| MS35333-108 | 96906 | 27 | 19 | MS39087-6 | 96906 | 24 | 8 |
| MS35333-110 | 96906 | 3 | 4 | MS45904-68 | 96906 | 27 | 22 |
| | 96906 | 3 | 6 | MS51922-1 | 96906 | 7 | 1 |
| | 96906 | 13 | 2 | | 96906 | 7 | 6 |
| | 96906 | 27 | 17 | | 96906 | 11 | 15 |
| | 96906 | 30 | 30 | | 96906 | 12 | 5 |
| | 96906 | 30 | 33 | | 96906 | 16 | 6 |
| | 96906 | 30 | 35 | | 96906 | 17 | 8 |
| | 96906 | 30 | 38 | | 96906 | 22 | 25 |
| MS35333-39 | 96906 | 24 | 29 | | 96906 | 27 | 21 |
| MS35335-91 | 96906 | 3 | 4 | MS51922-17 | 96906 | 8 | 1 |
| | 96906 | 3 | 6 | | 96906 | 10 | 3 |
| | 96906 | 4 | 34 | | 96906 | 12 | 1 |
| | 96906 | 14 | 2 | | 96906 | 14 | 5 |
| | 96906 | 19 | 17 | | 96906 | 14 | 9 |
| | 96906 | 30 | 2 | | 96906 | 14 | 13 |
| MS35335-93 | 96906 | 22 | 13 | | 96906 | 14 | 16 |
| | 96906 | 22 | 18 | | 96906 | 14 | 20 |
| MS35338-100 | 96906 | 24 | 6 | | 96906 | 14 | 24 |
| MS35338-103 | 96906 | 27 | 16 | | 96906 | 14 | 28 |
| MS35338-42 | 96906 | 24 | 21 | | 96906 | 14 | 31 |
| | 96906 | 27 | 34 | | 96906 | 14 | 35 |
| MS35338-43 | 96906 | 20 | 15 | | 96906 | 14 | 38 |
| | 96906 | 20 | 26 | | 96906 | 16 | 1 |
| | 96906 | 21 | 3 | | 96906 | 18 | 8 |
| | 96906 | 21 | 8 | | 96906 | 18 | 12 |
| | 96906 | 21 | 14 | | 96906 | 19 | 1 |
| | 96906 | 22 | 6 | | 96906 | 19 | 5 |
| | 96906 | 24 | 10 | | 96906 | 19 | 9 |
| | 96906 | 26 | 3 | | 96906 | 19 | 12 |
| | 96906 | 26 | 19 | | 96906 | 19 | 20 |
| | 96906 | 27 | 29 | | 96906 | 19 | 23 |
| | 96906 | 29 | 2 | | 96906 | 30 | 17 |
| | 96906 | 29 | 15 | | 96906 | 30 | 23 |
| | 96906 | 29 | 29 | MS51922-33 | 96906 | 13 | 7 |
| MS35338-44 | 96906 | 20 | 8 | MS51922-49 | 96906 | 2 | 2 |
| | 96906 | 22 | 10 | MS51922-5 | 96906 | 18 | 3 |
| | 96906 | 22 | 21 | MS51922-53 | 96906 | 1 | 4 |
| | 96906 | 24 | 2 | MS51922-9 | 96906 | 3 | 14 |
| | 96906 | 29 | 10 | | 96906 | 10 | 7 |

Section VII. INDEX - FEDERAL STOCK NUMBER AND REFERENCE NUMBER
CROSS-REFERENCE TO FIGURE AND ITEM NUMBER

| | | | | | | | |
|-------------------|-------|----|----|---------------|-------|----|----|
| MS51937-7 | 96906 | 6 | 13 | 13205E5034 | 97403 | 27 | 37 |
| MS5195A-65 | 96906 | 29 | 1 | 13205E5035 | 97403 | 27 | 37 |
| | 96906 | 29 | 27 | 13205E5037 | 97403 | 27 | 5 |
| MS51963-13A | 96906 | 4 | 4 | 13205E5038-2 | 97403 | 26 | 29 |
| | 96906 | 4 | 9 | 13205E5043 | 97403 | 27 | 25 |
| MS51967-2 | 96906 | 20 | 7 | 13205E5044 | 97403 | 27 | 32 |
| | 96906 | 22 | 20 | 13205E5154-1 | 97403 | 26 | 28 |
| MS51967-20 | 96906 | 5 | 10 | 13205E5154-2 | 97403 | 26 | 27 |
| | 96906 | 6 | 1 | 13205E5155-1 | 97403 | 28 | 1 |
| | 96906 | 6 | 6 | 13205E5155-10 | 97403 | 28 | 10 |
| | 96906 | 6 | 10 | 13205E5155-11 | 97403 | 28 | 11 |
| MS51967-5 | 96906 | 27 | 2 | 13205E5155-12 | 97403 | 28 | 12 |
| MS51967-8 | 96906 | 9 | 1 | 13205E5155-13 | 97403 | 28 | 13 |
| MS51969-3 | 96906 | 3 | 12 | 13205E5155-14 | 97403 | 28 | 14 |
| | 96906 | 30 | 1 | 13205E5155-15 | 97403 | 28 | 15 |
| | 96906 | 30 | 32 | 13205E5155-16 | 97403 | 28 | 16 |
| | 96906 | 30 | 36 | 13205E5155-2 | 97403 | 28 | 2 |
| | 96906 | 30 | 39 | | 97403 | 29 | 2 |
| MS52000-6 | 96906 | 27 | 11 | 13205E5155-3 | 97403 | 28 | 3 |
| MS53052-1 | 96906 | 10 | 6 | 13205E5155-4 | 97403 | 28 | 4 |
| MS87006-13 | 96906 | 20 | 11 | 13205E5155-5 | 97403 | 28 | 5 |
| MS87006-3 | 96906 | 24 | 25 | 13205E5155-6 | 97403 | 28 | 6 |
| MS90725-1A | 96906 | 27 | 24 | 13205E5155-7 | 97403 | 28 | 7 |
| MS90725-110 | 96906 | 13 | 9 | 13205E5155-8 | 97403 | 28 | 8 |
| MS90725-163 | 96906 | 1 | 8 | 13205E5155-9 | 97403 | 28 | 9 |
| | 96906 | 2 | 5 | 13205E5156 | 97403 | 20 | 29 |
| MS90725-172 | 96906 | 5 | 9 | 13206E4482-3 | 97403 | 1 | 6 |
| MS90725-175 | 96906 | 6 | 9 | 13211E58320-6 | 97403 | 27 | 10 |
| MS90725-33 | 96906 | 10 | 9 | 13212E3582-7 | 97403 | 1 | 1 |
| MS90725-34 | 96906 | 27 | 4 | | 97403 | 22 | 2 |
| MS90725-41 | 96906 | 3 | 16 | 13212E3617-1 | 97403 | 16 | 9 |
| MS90725-58 | 96906 | 4 | 11 | 13214E1213-1 | 97403 | 7 | 5 |
| MS90725-59 | 96906 | 5 | 1 | 13214E1214 | 97403 | 7 | 10 |
| | 96906 | 5 | 12 | 13214E1223 | 97403 | 3 | 13 |
| | 96906 | 10 | 5 | | 97403 | 4 | 36 |
| MS90725-6 | 96906 | 7 | 3 | | 97403 | 14 | 4 |
| | 96906 | 7 | 8 | 13214E1235 | 97403 | 8 | 4 |
| | 96906 | 22 | 29 | 13214E1254-1 | 97403 | 3 | 17 |
| MS90725-60 | 96906 | 14 | 7 | 13214E1254-2 | 97403 | 3 | 17 |
| | 96906 | 14 | 11 | 13214E1256 | 97403 | 10 | 10 |
| | 96906 | 14 | 22 | 13214E1257 | 97403 | 3 | |
| | 96906 | 14 | 26 | 13214E1332 | 97403 | 24 | |
| | 96906 | 14 | 37 | 13214E1333 | 97403 | 24 | 39 |
| | 96906 | 19 | 3 | 13214E1335 | 97403 | 24 | 4 |
| | 96906 | 19 | 7 | 13214E1336 | 97403 | 24 | 11 |
| MS90725-61 | 96906 | 19 | 22 | 13214E1337-1 | 97403 | 20 | 19 |
| | 96906 | 14 | 7 | 13214E1337-2 | 97403 | 24 | 38 |
| | 96906 | 14 | 26 | 13214E1337-5 | 97403 | 29 | 8 |
| | 96906 | 14 | 40 | 13214E1342 | 97403 | 26 | |
| | 96906 | 19 | 22 | 13214E1344 | 97403 | 26 | 4 |
| MS90725-62 | 96906 | 14 | 37 | 13214E1347 | 97403 | 27 | 14 |
| | 96906 | 19 | 25 | 13214E1348 | 97403 | 27 | 20 |
| MS90725-63 | 96906 | 5 | 9 | 13214E1349 | 97403 | 27 | 26 |
| | 96906 | 14 | 3 | 13214E1350 | 97403 | 27 | 27 |
| | 96906 | 19 | 11 | 13214E1352 | 97403 | 26 | 17 |
| | 96906 | 19 | 25 | 13214E1355 | 97403 | 26 | 9 |
| MS90725-64 | 96906 | 18 | 14 | 13214E1356 | 97403 | 26 | 10 |
| MS90725-65 | 96906 | 30 | 25 | 13214E1357 | 97403 | 26 | 6 |
| MS90725-66 | 96906 | 30 | 19 | 13214E1358 | 97403 | 26 | 7 |
| MS90725-68 | 96906 | 12 | 3 | 13214E1359 | 97403 | 26 | 11 |
| | 96906 | 14 | 15 | 13214E1360 | 97403 | 26 | 12 |
| | 96906 | 14 | 18 | 13214E1361 | 97403 | 26 | 13 |
| | 96906 | 14 | 30 | 13214E1362 | 97403 | 26 | 14 |
| | 96906 | 14 | 33 | 13214E1363 | 97403 | 26 | 15 |
| | 96906 | 19 | 11 | 13214E1364 | 97403 | 26 | 16 |
| | 96906 | 19 | 14 | 13214E1365 | 97403 | 20 | |
| MS90725-7 | 96906 | 12 | 7 | 13214E1366 | 97403 | 20 | 41 |
| MS90725-9 | 96906 | 22 | 9 | 13214E1372 | 97403 | 20 | 18 |
| | 96906 | 22 | 24 | 13214E1373 | 97403 | 21 | 12 |
| N | 80205 | 9 | 10 | 13214E1374 | 97403 | 21 | 11 |
| NAS3104-5-8 | 80205 | 18 | 5 | 13214E1375-1 | 97403 | 20 | 32 |
| QQM343TYPE8CLASS1 | 81348 | 3 | 10 | 13214E1375-2 | 97403 | 20 | 33 |
| | 81348 | 4 | 31 | 13214E1375-3 | 97403 | 20 | 34 |
| | 81348 | 13 | 4 | 13214E1375-4 | 97403 | 20 | 35 |
| RRC271TYPE2CLASS3 | 81348 | 20 | 13 | 13214E1375-5 | 97403 | 20 | 36 |
| | 81348 | 24 | 26 | 13214E1375-6 | 97403 | 20 | 37 |
| WC596STYLED3 | 81348 | 24 | 22 | 13214E1375-7 | 97403 | 20 | 38 |
| 13205E1449 | 97403 | 16 | 10 | 13214E1375-8 | 97403 | 20 | 39 |
| 13205E4750 | 97403 | 2 | | 13214E1375-9 | 97403 | 20 | 40 |
| 13205E4918 | 97403 | 3 | 5 | 13214E1376 | 97403 | 22 | 27 |
| 13205E4945-2 | 97403 | 30 | 40 | 13214E1377 | 97403 | 22 | 22 |
| 13205E5026 | 97403 | 21 | 4 | 13214E1378 | 97403 | 22 | 11 |

By Order of the Secretary of the Army:

W. C. WESTMORELAND,
General, *United States Army*,
Chief of Staff.

Official:

KENNETH G. WICKHAM,
Major General, United States Army,
The Adjutant General.

Distribution:

To be distributed in accordance with DA Form 12-25, Sec IV (qty rqr Block #782), Organizational maintenance for Trailer Mounted Generator Sets (Power Unit), 45 kw, 60 Cycle.

TM 5-6115-376-23P GENERATOR SET, DIESEL ENGINE, TRAILER AND TRUCK MOUNTED-1970

PIN: 025624-000