

6. VAL. 7. AT. 1, 1/332

DEPARTMENT OF THE ARMY  
SUPPLY CATALOG

ORD 7 SNL G-510

K2-16

GEREGISTREERD  
18 MEI 1954  
IGKL BBW

GROUP G

ORGANIZATIONAL MAINTENANCE ALLOWANCES

FOR

TRUCK, 4-to 5-ton, COE, Tractor, U7144T

Supersedes ORD 7 SNL G-510, 12 October 1944 and C2, 2 November 1950

Ref: TM 9-816

This catalog is correct to 28 March 1951

BIBL. DML  
Geregistreerd

DEPARTMENT OF THE ARMY

MAY 1951

DEPARTMENT OF THE ARMY  
WASHINGTON 25, D. C., 29 May 1951

Department of the Army Supply Catalog ORD 7 SNL G-510 is published for the information and guidance of all concerned.

[AG 461 (9 Apr 51)]

BY ORDER OF THE SECRETARY OF THE ARMY:

OFFICIAL:

Wm. E. BERGIN  
Major General, USA  
Acting The Adjutant General

J. LAWTON COLLINS  
Chief of Staff, United States Army

DISTRIBUTION:

Tech Svc (2) except 9 (25); Arm & Svc Bd (2); AFF (2); AA Comd (2); OS Maj Comd (10); Base Comd (2); MDW (3); Log Comd (5); A (20); CHQ (2); D (2); R 9 (2); Bn 9 (2); C 9 (2); FC (2); Sch (5) except 9 (50); Gen Dep (2); Dep 9 (10); PE (Ord O) (5), OSD (2); PG 9 (10); Ars 9 (10); Dist 9 (10); One (1) copy to each of the following T/O & E's: 5-67; 5-184; 8-750; 10-237; 10-247; 11-95; 11-97; 11-98; 11-99; 11-107; 11-547; 11-597; 12-317; 20-152S; 55-37; SPECIAL DISTRIBUTION.

For explanation of distribution formula, see SR 310-90-1.

CONTENTS

SGV TD

	Page
INTRODUCTION.....	1
SET, ON VEHICLE MATERIAL.....	4
SPARE PARTS.....	4
TOOLS AND EQUIPMENT.....	4
ORGANIZATIONAL SPARE PARTS FOR:	
GROUP 01 ENGINE.....	5
02 CLUTCH.....	11
03 FUEL SYSTEM.....	12
04 EXHAUST SYSTEM.....	15
05 COOLING SYSTEM.....	16
06 ELECTRICAL SYSTEM.....	19
07 TRANSMISSION.....	32
08 TRANSFER.....	32
09 PROPELLER SHAFT.....	33
10 FRONT AXLE.....	36
11 REAR AXLE.....	37
12 BRAKES.....	38
13 WHEELS, HUBS, AND DRUMS.....	49
14 CONTROLS.....	52
15 FRAME AND BRACKETS.....	54
16 SPRINGS AND SHOCK ABSORBERS.....	57
17 HOOD.....	61
18 CAB.....	61
22 MISCELLANEOUS CAB AND ACCESSORY ITEMS.....	66
ORGANIZATIONAL TOOL SETS.....	69
MISCELLANEOUS MATERIAL:	
VEHICULAR EQUIPMENT.....	70
KIT WINTERIZATION.....	70
ARMAMENT.....	70
ARTICLES FOR INSTRUCTIONAL PURPOSES.....	71
APPLICABLE CLEANING AND PRESERVING MATERIALS.....	71
NOTES.....	73
ILLUSTRATIONS.....	74

MAJOR ITEM

The truck, 4 to 5-ton, 4 x 4, COE, tractor, U7144T, is stored, issued and reviewed under "Major Items," ORD 3 SNL G-1. This item is nonexpendable.

## INTRODUCTION

1. **GENERAL.** *a.* This catalog is a list of equipment and spare parts issued to the *using* arm or service for operation of the matériel and for performing organizational maintenance. It supplements tables of organization and equipment, tables of basic allowances, and tables of allowances.

*b.* Explanation of symbols used in this catalog is included under NOTES.

*c.* Classification codes for Federal stock numbers listed herein are published in ORD 5-2, Alphabetical Index to Stock List of All Items.

*d.* Additional applications of items listed in this publication, if any, are contained in the Department of the Army Supply Catalog ORD 5-5 series, Cross Reference List.

*e.* For prices of items contained herein, see the appropriate catalog of the ORD 5-3 series.

*f.* For full information relative to the Ordnance section of the Department of the Army Supply Catalog, including its purposes and uses, the procedure followed, and the principles employed in its compilation, see ORD 1, Introduction and Index; and the Ordnance Provision System Regulations (OPSR).

2. **REQUISITION NOTES.** *a.* If the exact item requisitioned is not furnished or other action is necessary, the nature of the action taken by the supplying agency will be indicated by standard symbols on prescribed forms.

*b.* When requisitioning an item containing the note "Issue until stock is exhausted, then use . . .," the requisitioning agency will requisition the item being exhausted and not the superseding item, whether the supersession is to an individual item or to a kit, set, or assembly. All requisitions received by supplying agencies will be processed accordingly.

3. **UNIT OF ISSUE.** The Unit of Issue column lists the unit of issue used for each item. This may be an actual unit of issue, such as "oz," "lb," or, as in most items, merely the term "each" designated by "ea."

4. **QUANTITY INCORPORATED IN UNIT.** The Quantity Incorporated in Unit column lists the actual quantity of the part required for the particular use indicated.

5. **PLAN FOR MAINTENANCE.** *a.* Maintenance operations to be performed are indicated by the spare parts herein authorized for initial issue or by a symbol signifying authority to requisition them for organizational maintenance.

*b.* Where the same part is common to two or more vehicles assigned to the same unit, the part should be issued on the basis of the total number of vehicles to which the part applies.

6. **MAJOR ITEM DESIGNATION.** The major item covered by this catalog is designated as a special purpose vehicle, as defined in AR 700-105.

7. **COMPONENTS OF KITS, SETS, AND ASSEMBLIES.** Whenever any doubt might exist as to what items are included as components of kits, sets, or assemblies, an explanatory note or complete listing of such components is shown.

8. **ATTACHING PARTS.** Attaching parts, such as bolts, nuts, screws, washers, etc., are indented immediately under the item which they attach. Whenever two similar items having the same attaching parts, such as right and left fenders, are listed, they are placed one immediately following the other and attaching parts for both are covered by a single listing under the second item.

9. **DESCRIPTION.** All items are listed with their complete nomenclature, with the exception noted in *a* below:

a. Items appearing with a subgroup that lists components of and items related to only *one* assembly or subassembly automatically assume as part of their official nomenclature the title of the pertinent subgroup. (Example—"BAND, frame," is an entry in subgroup 0601. The complete nomenclature of the item is "BAND, generator frame"; "Generator" being the subgroup title.)

b. Items appearing within a subgroup that lists *more than one* assembly or *more than one* group of related items are listed with their complete nomenclature. (Example—"BREAKER, circuit, horn assy" is an entry in subgroup 0608. The complete nomenclature of the item is as shown, while the title of the subgroup is "Switches and Circuit Breakers.")

10. DEFINITION OF LOCATIONAL TERMS. All like parts which are not interchangeable are designated *left* or *right* with respect to the vehicle when it is viewed facing forward from the rear of the vehicle. The front of the vehicle is the direction faced by the driver. All engine parts, *left* or *right*, *front* or *rear*, are designated from a position at the rear of the engine facing forward. The flywheel end is the rear of the engine.

11. ABBREVIATIONS. The following abbreviations appear in this catalog:

adj	adjusting, adjustable	lb	pound (s)
alloy-S	alloy steel	lgh	length
al-oxide	aluminum oxide	LH	left hand
amp	ampere	lubr	lubricating, lubrication
assy	assembly	mach	machine
AWG	American Wire Gage	max	maximum
br	brass	med	medium
brg	bearing	mfr's	manufacturer's
btry	battery	min	miniature
cap	capacity	mm	millimeter
cand-bay-base	candelabra bayonet base	mtl	metal
cd-pltd	cadmium plated	NC	National Coarse Thread
comb	combination	NF	National Fine Thread
comp	complete	NPT	National Taper Pipe Thread
co	company	NS	National Form Thread, Special Pitch
cop	copper	oct	octagon
cp	candlepower	od	olive-drab
cup-pt	cup-point	OD	outside diameter
dbl	double	opng (s)	opening, openings
dbl-end	double end	oz	ounce (s)
dbl-hd	double head	pkg	package
dbl-tun-fil	double-tungsten filament	pltd	plated
deg	degree	pt	pint
diam	diameter	pr	pair
dld-f/c-pin	drilled for cotter pin	psi	pounds per square inch
ea	each	qt	quart
elec	electric	rd-pt	round-point
etc	and so forth	rect	rectangular
fig	figure	RH	right hand
fil	filament	S	steel
fil-hd	fillister-head	SAE	Society of Automotive Engineers
ft	foot	sec	section
gal	gallon	s-fin	semi-finished
hdl	handle	sgle	single
hex	hexagon	sgle-end	single-end
hex-hd	hexagon-head	sgle-tun-fil	single-tungsten-filament
hr	hour	sp	special
hv-duty	heavy-duty	std	standard
ID	inside diameter	stght	straight
in	inch (es)	stls-S	stainless-steel
incand	incandescent	sq	square
jt	joint	sq-hd	square-head

thk .....thick  
 T/O&E ..... Tables of Organization and Equipment  
 trp .....troop  
 univ .....universal  
 v .....volt

WD ..... War Department  
 w/ .....with  
 w/o .....without  
 wt .....weight  
 zn-pltd .....zinc-plated

12. LIST OF MANUFACTURER'S SYMBOLS. The following is a list of symbols preceding the part number for manufacturers appearing in this catalog :

<i>Symbol</i>	<i>Manufacturer</i>	<i>Symbol</i>	<i>Manufacturer</i>
AC	A C Spark Plug Div (GMC)	PG	Pierce Governor Co
ACA	Amphibian Car Co	RG	Ross Gear & Tool Co
ACC	American Cable Div	SP	Spicer Mfg Corp
AL	Electric Auto-Lite Co (The)	STN	Stant Mfg Co
AUC	Autocar Co	SW	Stewart-Warner Corp
BWE	BendixWestinghouse Automotive Air Brake Co	SWX	Southwest Rubber Corp
DN	Donaldson Co, Inc	SZ	Schwitzer Cummins Co
DSF	Dayton Steel Foundry Co	TD	Timken-Detroit Axle Co (The)
DV	Dole Valve Co (The)	TP	Thompson Products, Inc
FMT	Federal Motor Truck Co	TRI	Trico Products Corp.
FR	Fram Corp	TRU	American Chain & Cable Co
GL	Guide Lamp Div (GMC)	TS	Troy Sunshade Co (The)
HE	Houde Engineering Div	UTS	United Specialties Co
HM	Hercules Motors Corp	WI	White Motor Co (The)
MW	Motor Wheel Corp	Z	Zenith Carburetor Div

13. SUGGESTIONS. Notice of discrepancies or suggested changes should be directed to the Chief of Ordnance, Washington 25, D. C., ATTENTION: ORDFM-Pub.

(1) STOCK NO.	(2) MFR'S PART NO.	(3) ORDNANCE PART NO.	(4) DESCRIPTION	(5) UNIT OF ISSUE	(6) ORGANIZATIONAL ALLOWANCES PER SET ON VEHICLE MATERIAL 5701297	(7) REFERENCE SYMBOLS
<b>SET, ON VEHICLE MATERIAL</b>						
G510-5701297		5701297	The set listed hereunder is issued initially with the major item. SET, on vehicle material 1. A complete list of components of this set are listed under the subheadings below. These components may be requisitioned separately, for replacement purposes, under their individual stock number.	set		NX
<b>SPARE PARTS</b>						
H014-0514450		J14450	TIRE, pneumatic, truck and bus, 10-ply, mud and snow tread, 9.00-20 (new)	ea	1	H-14
H014-0519444		519444	TUBE, pneumatic, tire, truck and bus, 9.00-20 (No KT-20) (new)	ea	1	H-14
G510-7326106	AUC-9KA4403	7326106	WHEEL, front or rear	ea	1	X
<b>TOOLS AND EQUIPMENT</b>						
41-B-15		41-B-15	BAG, tool empty	ea	1	J-17
600-0131233		7071421	CABLE, trailer, lighting, lgh 12 ft.	ea	1	NX
8-4276.300-003 <sup>3</sup>			CATALOG, ORD 7 SNL G-510, Organizational Maintenance Allowances <sup>2</sup>	ea	1	AG
G-620		8-G-620	EXTINGUISHER, fire, carbon tetrachloride, hand, 1 qt, w/bracket	ea	1	ENG
41-H-1541		41-H-1541	FORM (ENVELOPE), WD AGO No 478 MWO and major unit assembly replacement record and organizational equipment file. <sup>2</sup>	ea	1	AG
G671-7001767		7001767	GAGE, tire pressure, general service type, calibrated 10 to 60 lb in 1 lb units, and 60 to 160 lb in 5 lb units.	ea	1	J-17
33-H-986-220		33-H-986-220	HANDLE, wheel brg adj and wheel stud nut wrench, diam 3/4 in, lgh 20 in	ea	1	J-17
41-J-73-6		41-J-73-6	HOSE, air, trailer, 112 1/2 in lg, assy	ea	2	NX
41-P-1652		41-P-1652	HOSE, tire inflation, comp w/std chuck and coupling, ID 1/4 in, lgh 20 ft	ea	1	NX
41-S-1076		41-S-1076	JACK, automobile and motor truck, hydraulic, w/hdl, cap 8 ton.	ea	1	J-17
41-W-487		41-W-487	MANUAL, technical, 9-816 <sup>2</sup>	ea	1	AG
41-W-3838-30		41-W-3838-30	ORDER, lubr 9-816 <sup>2</sup>	ea	1	AG
			PLIERS, comb, slip jt, w/cutter, nominal size 8 in	ea	1	J-17
			SCREWDRIVER, common, hv-duty, integral hdl, lgh of blade 6 in, width of blade 3/8 in, lgh overall 11 1/4 in.	ea	1	J-17
			WRENCH, adj, sgte open end, lgh 10 in jaw opng 1 1/8 in	ea	1	J-17
			WRENCH, wheel stud nut, dbld-hd socket, hex and sq, size of opngs 1 1/2 in hex, 1 3/16 in sq, lgh 14 3/8 in.	ea	1	J-17

(1) STOCK NO.	(2) MFR'S PART NO.	(3) ORDNANCE PART NO.	(4) DESCRIPTION	(5) UNIT OF ISSUE	(6) QUAN INCORP IN UNIT	(7) ORGANIZATIONAL ALLOWANCES		(8) REFERENCE SYMBOLS
						1-12 (a)	13-48 (b)	
<b>ORGANIZATIONAL SPARE PARTS FOR:</b>								
<b>GROUP 01—ENGINE</b>								
<b>0100—Engine Assembly</b>								
H101-022073		220073	NUT, hex, 1/2-13NC-2 (front support screw)	ea	6	%	%	H-1
H101-022185		220085	NUT, hex, 5/8-11NC-2 (rear support screw)	ea	8	%	%	H-1
H101-0172938		172938	NUT, slotted, 5/8-11NC-3 (rear support screw)	ea	4	%	%	H-1
H001-0811064		103397	PIN, cotter, 5/8 x 1 1/4 (rear support screw nut)	ea	4	%	%	H-1
H101-0544446		544446	SCREW, cap, d/d, f/c-pin, 5/8-11NC-2 x 3 1/2 (rear support)	ea	4	%	%	H-1
H001-5028141		213802	SCREW, cap, 1/2-13NC-2 x 1 1/2 (front support)	ea	3	%	%	H-1
H101-0213807		213807	SCREW, cap, 1/2-13NC-2 x 1 1/4 (front support)	ea	3	%	%	H-1
H101-0429762		429762	SCREW, cap, 5/8-11NC-2 x 2 1/2 (rear support)	ea	4	%	%	H-1
H101-0429763		429763	SCREW, cap, 5/8-11NC-2 x 2 3/4 (rear support)	ea	4	%	%	H-1
H001-7025801		120384	WASHER, lock, 1/2 in (front support screw)	ea	12	%	%	H-1
H001-7025861		121574	WASHER, lock, 5/8 in (rear support screw)	ea	16	%	%	H-1
<b>0101—Cylinder Heads and Block</b>								
G067-1600010	DT-BB28738	A169282	ADAPTER, water temperature gage (water outlet manifold)	ea	1	%	%	X
G509-0136100	HM-8082A		COCK, drain, cylinder block	ea	1	%	%	X
G509-0194071	HM-17910AS AUC-2UU01339		GASKET SET, cylinder head (Issue until stock is exhausted, then use GASKET, AUC-2UU007).	ea	†	%	%	X
G509-0194018	DT-BB11010 HM-17224C		GASKET, cylinder head	ea	2	%	%	X
G509-0207126	AUC-2UU007 HM-17214D		HEAD, cylinder, front 4	ea				X
G509-0207137	AUC-2UU035 HM-17215D		HEAD, cylinder, rear 4	ea				X
G156-0382009	AUC-2UU0256		SCREW, cap, hex-hd, S, 1/2-13NC-2 x 3 5/8	ea	32	%	%	X
H006-0282430	AUC-2UU01377	501591	PLUG, expansion, diam 5/8 in (cylinder block)	ea	5	%	%	H-6
G509-7063992		7063992	PLUG, expansion, cylinder block (brass 1 1/4 in)	ea	2	%	%	X
H006-0283766		143968	PLUG, pipe, 3/4 pipe thread (cylinder block)	ea	4	%	%	H-6

For explanation of footnotes, see NOTES, page 73



(1) STOCK NO.	(2) MFR'S PART NO.	(3) ORDNANCE PART NO.	(4) DESCRIPTION	(5) UNIT OF ISSUE	(6) QUAN INGORP IN UNIT	(7) ORGANIZATIONAL ALLOWANCES		(8) REFERENCE SYMBOLS
						1-12 (a)	13-48 (b)	
<b>ORGANIZATIONAL SPARE PARTS FOR—Continued</b>								
<b>GROUP 01—ENGINE—Continued</b>								
<b>0101—Cylinder Heads and Block—Continued</b>								
H006-0283770		113187	PLUG, pipe, 1 in (cylinder block)-----	ea	1	%	%	H-6
H106-0143967		143967	PLUG, pipe, 1/2 in (cylinder head)-----	ea	2	%	%	H-6
<b>0105.2—Tappets</b>								
G085-1255700	HM-2210A		COLLAR, dowel, S, 3/4 ID, 1/16 OD, 1/2 thk (dowel, guide)-----	ea	8	%	%	X
G509-0140730	AUC-2UU01373		COVER, valve compartment, front-----	ea	1	%	%	X
4300-17007BS	AUC-2UU065		COVER, valve compartment, rear-----	ea	1	%	%	X
H101-0434792	HM-15005B	434792	SCREW, cap, 1/2-13NC-2 x 3 1/2-----	ea	4	%	%	H-1
G156-0443030	AUC-2UU01375		WASHER, lead, valve cover screw-----	ea	4	2	2	X
H001-7043801		120396	WASHER, plain, 1/2 in-----	ea	4	%	%	H-1
G509-0194015	HM-15005B		GASKET, valve compartment cover-----	ea	2	2	2	X
G509-0135760	AUC-2UU072		GUIDE, tappet-----	ea	2	%	%	X
H101-0215684	HM-15088B		SCREW, cap, 1/2-13NC-2 x 2-----	ea	8	%	%	H-1
H001-7025801	AUC-2UU01371	215684	WASHER, lock, 1/2 in-----	ea	8	%	%	H-1
G509-7540286	HM-17992AS	7540286	SCREW, adjusting, w/NUT, assembly-----	ea	12	%	%	X
G509-0396346	AUC-2UU1368S		TAPPET, valve, assembly-----	ea	12	%	%	X
	HM-16506ASY							
	AUC-2UU0A036							
<b>0105.3—Camshaft</b>								
H001-4018561	HM-14596AS	426097	NUT, jam, 1/16-14NC-2 (thrust plunger adjusting screw)-----	ea	1	%	%	H-1
G156-0382036	AUC-2UU0774		SCREW, special, tobin bz, 1/16-14NC-2 x 1 1/2 (adjusting, thrust plunger)-----	ea	1	%	%	X

0106.2—Oil Filters

G136-0124254	FR-11735	7340258 A323536	ADAPTER, center tube.....	ea	2	%		X
4300-17269D	HM-17269D AUC-2UU5727		BASE, oil filter (Issue until stock is exhausted, then use BASE, 7366103).	ea	1	%		X
G510-7366103	AUC-2UU01190	7366103	BASE, oil filter, assembly.....	ea	1	%		X
H001-4027581	HM-3220A	214267	NUT, hex, 1/2-20NF-2.....	ea	6	%	H-1	X
G156-0392262	AUC-2G2896		STUD.....	ea	6	%		X
H001-7025801	FR-5241	120384	WASHER, lock, 1/2 in.....	ea	6	%	H-1	X
G509-0131990	HM-17259BS AUC-2UU01502	B266401	COVER (w/GASKET), assembly.....	ea	2	%		X
8-E-1010	HM-17905A	8-E-1010	ELEMENT, oil filter.....	ea	2	%	K-4	X
H017-0540502	AUC-2UU0828	540502	FILTER, oil, assy.....	ea	2	%	H-17	X
4300-17905A	HM-17905A		GASKET, base.....	ea	1	%		X
G116-1594042	FR-11639	7089605	GASKET, case.....	ea	2	%		X
G503-0194033	AUC-2UU0829	7039934	GASKET, cover.....	ea	2	%		X
G509-5308281	FR-11581	5308281	GASKET (retaining), cover screw (3/4 in OD x 1 1/2 in ID).....	ea	2	%		X
G085-1100858	HM-8575A	A317505	GASKET, rd, cop, 3/4 ID x 1 OD x 1/16 thk (relief valve adjusting screw nut).	ea	2	%		X
G509-0131580	HM-08574A	A317509	NUT, acorn, S, 3/4-20NF-2 x 1 3/8 overall (relief valve adjusting screw)	ea	1	%		X
G509-0279949	AUC-2UU0602		NUT, lock, relief valve adjusting screw.....	ea	1	%		X
G509-0382103	HM-8572A	A317520	SCREW, adjusting (relief valve).....	ea	1	%		X
G179-5308280	FR-11580	5308280	SCREW, special, 1/16-20NF-2 x 1 1/16, 3/4 hex (retaining, cover).....	ea	2	%		X
G509-0389505	HM-8571A	A317510	SPRING, compression music wire, 1/16 diam stock, 0.057 OD, 14 coils (relief valve).	ea	1	%		X
G509-0389511	FR-11583	A308282	SPRING, cover.....	ea	2	%		X
G509-0407823	AUC-2UU0737		TUBE, center.....	ea	2	%		X
G509-0427341	HM-15243A		VALVE, relief.....	ea	1	%		X
	AUC-2UU0598							
G509-7324558		7324558	CONNECTOR, line (tappet cover end).....	ea	1	%		X
G509-7324572		7324572	ELBOW, line (valve end).....	ea	1	%		X

0106.51—Crankcase Ventilating Valve

G509-7324558		7324558	CONNECTOR, line (tappet cover end).....	ea	1	%		X
G509-7324572		7324572	ELBOW, line (valve end).....	ea	1	%		X

(1) STOCK NO.	(2) MFR'S PART NO.	(3) ORDNANCE PART NO.	(4) DESCRIPTION	(5) UNIT OF ISSUE	(6) QUAN INCORP IN UNIT	(7) ORGANIZATIONAL ALLOWANCES		(8) REFERENCE SYMBOLS
						1-12 (a)	13-48 (b)	
<b>ORGANIZATIONAL SPARE PARTS FOR—Continued</b>								
<b>GROUP 01—ENGINE—Continued</b>								
<b>0106.51—Crankcase Ventilating Valve—Continued</b>								
			LINE, crankcase ventilating valve (12 in long) (Use TUBING, 44-T-5080-25; CONNECTOR, 7324558; ELBOW, 7324572; NUT, 140287 and (2) SLEEVE, 114624).					
H006-0104054		140287	NUT, ball sleeve compression tube fitting, $\frac{3}{8}$ in (line)	ea	2	%	%	H-6
H006-0230540		114624	SLEEVE, ball, compression tube fitting, $\frac{3}{8}$ in (line)	ea	2	%	%	H-6
H007-0218110		44-T-5080-25	TUBING, seamless, size $\frac{3}{8}$ in (line)	ft	†	%	%	H-7
G509-5412862	DN-V7-6MU AUC-2UU21487	5412862	VALVE, ventilating, crankcase, assembly	ea	1	%	%	X
<b>0106.52—Crankcase Breather and Filler</b>								
G067-7002918	HM-11825B AUC-2UU31486	7002918	ADAPTER, crankcase breather	ea	1	%	%	X
H101-0214647		214647	SCREW, cap, $\frac{5}{16}$ -18NC-2 x $\frac{1}{8}$	ea	2	%	%	H-1
H001-7025711		120214	WASHER, lock, $\frac{5}{16}$ in	ea	2	%	%	H-1
4300-11817AS	HM-11817AS AUC-2UU31507		BREATHER, crankcase, assembly	ea	1	%	%	X
G510-7033340	STN-7105A HM-17891AS AUC-2UUA2946	7033340	CAP, crankcase filler pipe, w/CHAIN, assembly	ea	1	%	%	X
G507-5163262	HM-25504A AUC-2BL067	A163262	GASKET, fuel pump to block (crankcase breather adapter)	ea	1	%	%	X
G510-7698300	HM-77890CS AUC-2UUB3110	7698300	PIPE, crankcase filler, w/CAP and CHAIN, assembly	ea	1	%	%	X
H106-0125947		125947	PLUG, pipe, $\frac{1}{8}$ in (crankcase breather adapter)	ea	1	%	%	H-6
<b>0106.6—Oil Pan, Gage and Lines</b>								
G509-0135115	HM-8588A AUC-2UU01416		CLAMP, oil pump suction line	ea	2	%	%	X

H101-0125013	-----	125013	NUT, castle, 1/4-28NF-2	ea	2	%	H-1	X
H001-0811025	-----	103361	PIN, cotter, 1/8 x 1/2	ea	2	%	H-1	X
H001-5033501	-----	427137	SCREW, cap, dld f/c-pin, 1/4-28NF-2 x 3/4	ea	2	%	H-1	X
H005-0100630	-----	17-C-	CONDUIT, flexible, size 1/4 in (oil lines)	ft	†	%	H-5	X
	-----	18035-50						
G691-7744092	AUC-2UUA21668	7744092	CONNECTOR, crankcase to governor oil line w/NUT and SLEEVE.	ea	1	%	H-6	X
H006-0213550	-----	118752	CONNECTOR, flared tube, 1/2 in tube, 3/8 in male pipe end (pump outlet and distributing line).	ea	3	%	H-6	X
H006-0570821	-----	570821	ELBOW, tube, compression, 1/4 in tube, 1/8 in male pipe end, assy (crankcase to governor oil line).	ea	1	%	H-6	X
G509-0232469	HM-17147AS	-----	GAGE, oil level, assembly (bayonet type).	ea	1	%	X	X
G509-0194027	AUC-2UU0210	-----	GASKET, oil pan drain plug	ea	2	%	X	X
G510-7366104	HM-296A	-----						
G510-0276500	AUC-2UU01327	7366104	LINE, oil, crankcase to governor (Issue until stock is exhausted, then use CONDUIT, 17-C-18035-50 and TUBING, 44-T-5080-15).	ea	1	%	X	X
G510-7366105	AUC-2UU3680A	-----	LINE, oil, pressure gage, assembly (flexible)	ea	1	%	X	X
	AUC-16UU2565	7366105	LINE, oil, pressure gage to flexible line, assembly (Issue until stock is exhausted, then use CONDUIT, 17-C-18035-50; NUT, 116452 and TUBING, 44-T-5080-15).	ea	1	%	X	X
	AUC-16UKS2616	-----						
G511-7377697	AUC-16UUA2565	7377697	LINE, oil, tee to viscometer, assembly (Use TUBING, 44-T-5080-15 and (2) NUT, 142432).	ea	1	%	X	X
G691-7744069	AUC-16UKSA2616	7744069	LINE, oil, viscometer, assembly (flexible)	ea	1	%	X	X
	-----	-----	LINE, oil, viscometer gage to flexible line, assembly (Issue until stock is exhausted, then use CONDUIT, 17-C-18035-50; NUT, 431593; SLEEVE, 114628; and TUBING, 44-T-5080-15).					
H106-0431593	-----	431593	NUT, ball sleeve compression tube fitting, 1/4 in (viscometer and pressure gage line).	ea	4	%	H-6	X
H006-0104045	-----	120487	NUT, ball sleeve compression tube fitting, 3/16 in (viscometer gage oil line).	ea	1	%	H-6	X
H006-0230415	-----	116452	NUT, flared tube fitting, 1/4 in (pressure gage to flexible oil line).	ea	1	%	H-6	X
H006-0230210	-----	142432	NUT, inverted flared tube fitting, 1/4 in (tee to viscometer oil line).	ea	2	%	H-6	X
G510-7698300	HM-17890CS	7698300	PIPE, oil filler, w/CAP, assembly	ea	1	%	X	X
	AUC-2UUB3110	-----						
G134-0340421	HM-14867A	-----	PLUG, drain, oil pan (1), strainer (1)	ea	2	%	X	X
H006-0230650	AUC-2UU0104	-----						
H006-02306525	-----	114628	SLEEVE, ball, compression tube fitting, 1/4 in (viscometer and pressure gage lines).	ea	4	%	H-6	X
H006-0232325	-----	120488	SLEEVE, ball, compression tube fitting, 3/16 in (viscometer gage oil line).	ea	1	%	H-6	X
H007-0218065	-----	114940	TEE, tube, compression, 1/4 in tube, 1/8 in male pipe side, assy (viscometer flexible oil line).	ea	1	%	H-6	X
G509-0419365	HM-14742AS	44-T-5080-	TUBING, seamless, size 1/4 in	ft	†	%	H-7	X
	AUC-2UU01424	15						
G511-7039837	AUC-16UU01199	7039837	UNION, oil distributing line to cylinder block.	ea	1	%	X	X
	-----	-----	VISCOMETER, assembly	ea	1	%	X	X

(1) STOCK NO.	(2) MFR'S PART NO.	(3) ORDNANCE PART NO.	(4) DESCRIPTION	(5) UNIT INCORP IN UNIT ISSUE	(6) QUAN INCORP IN UNIT	(7) ORGANIZATIONAL ALLOWANCES		(8) REFERENCE SYMBOLS
						1-12 (a)	13-48 (b)	
<b>ORGANIZATIONAL SPARE PARTS FOR—Continued</b>								
<b>GROUP 01—ENGINE—Continued</b>								
<b>0108—Intake and Exhaust Manifolds</b>								
			BOX, heat (exhaust to intake manifold)-----	ea	1	%	%	X
4300-20230C	HM-20230C AUC-2UU01427		NUT, hex, $\frac{3}{8}$ -24NF-2-----	ea	4	%	%	X
H101-0503184		503184	SCREW, cap, $\frac{3}{8}$ -16NC-2 x $\frac{7}{8}$ -----	ea	4	%	%	X
H101-0214697		214697	STUD-----	ea	4	%	%	X
G156-0392265	HM-14759A AUC-2UU01431		GASKET, exhaust manifold, inner (Also available as part of GASKET SET, AUC-2UU01504A).	ea	2	%	%	X
G509-0194057	HM-17054A AUC-2UU0535		GASKET, exhaust manifold, outer (Also available as part of GASKET SET, AUC-2UU01504A).	ea	2	%	%	X
G509-0194067	HM-17055A AUC-2UUA0535		GASKET, heat box to exhaust manifold (Also available as part of GASKET SET, AUC-2UU01504A).	ea	1	%	%	X
G156-0194038	HM-19764A AUC-2UU01428		GASKET, heat box to intake manifold (Also available as part of GASKET SET, AUC-2UU01504A).	ea	1	%	%	X
G509-0194020	HM-19763A AUC-2UU01429		GASKET, heat box to intake manifold (Also available as part of GASKET SET, AUC-2UU01504A).	ea	1	%	%	X
G509-0194016	HM-17056A AUC-2UU013		GASKET, intake manifold (Also available as part of GASKET SET, AUC-2UU01504A).	ea	3	%	%	X
0600-2UU01504A	HM-17996AS AUC- 2UU01504A		GASKET SET, manifold-----	ea	-----	-----	-----	X
Consists of:								
	AUC-6N2375B		2 GASKET, carburetor (subgroup 0301). <sup>5</sup>					
	HM-17054A		2 GASKET, exhaust manifold, inner (subgroup 0108). <sup>5</sup>					
	HM-17055A		2 GASKET, exhaust manifold, outer (subgroup 0108). <sup>5</sup>					
	AUC-2UUA0535		1 GASKET, exhaust pipe elbow (subgroup 0401). <sup>5</sup>					
	AUC-7C222		1 GASKET, governor to intake manifold (subgroup 0308). <sup>5</sup>					
	HM-7219A		1 GASKET, heat box to exhaust manifold (subgroup 0108). <sup>5</sup>					
	AUC-S1474							
	HM-19764A							
	AUC-2UU01428							

HM-19763A AUC-2UU01429	1 GASKET, heat box to intake manifold (subgroup 0108). <sup>5</sup>	ea	1	%	%	X
HM-17056A AUC-2UU013	3 GASKET, intake manifold (subgroup 0108). <sup>5</sup>	ea	8	%	%	H-1
AUC-S1319 AUC-S1418C AUC-7BL242	3 NUT, exhaust pipe elbow screw (subgroup 0108). <sup>5</sup> 7 NUT, manifold (subgroup 0108). <sup>5</sup> 3 WASHER, lock, exhaust pipe elbow screw (subgroup 0401). <sup>5</sup>	ea	7	%	%	X
HM-17048D AUC-2UU0142	MANIFOLD, exhaust, assembly	ea	1	%	%	X
HM-11484A AUC-2UU0159	NUT, hex, 3/8-24NF-2 (Also available as part of GASKET SET, AUC-2UU01504A).	ea	8	%	%	X
HM-11714A AUC-2UUA2159	STUD (3/8-24NF-2 1/2 x 1/2-13NC)	ea	1	%	%	X
HM-11485A AUC-S3364	WASHER	ea	8	%	%	X
HM-17059D AUC-2UUA0141	MANIFOLD, intake, assembly	ea	1	%	%	X
HM-11484A AUC-2UU0159	NUT, hex, 3/8-24NF-2 (Also available as part of GASKET SET, AUC-2UU01504A).	ea	6	%	%	H-1
HM-11485A AUC-S3364	STUD	ea	6	%	%	X
HM-11485A AUC-S3364	WASHER	ea	6	%	%	X
HM-11484A AUC-2UU0159	PLUG, pipe, 1/8 in (intake manifold)	ea	1	%	%	H-6
HM-11485A AUC-S3364	PLUG, pipe, 1/4 in (intake manifold)	ea	4	%	%	H-6
HM-11485A AUC-S3364	GROUP 02—CLUTCH					
HM-11485A AUC-S3364	0200—Housing					
HM-11485A AUC-S3364	COVER, bottom	ea	1	%	%	X
HM-11485A AUC-S3364	COVER, top	ea	1	%	%	X
HM-11485A AUC-S3364	SCREW, cap, 3/8-16NC-2 x 3/4	ea	4	%	%	H-1
HM-11485A AUC-S3364	WASHER, lock, 3/8 in	ea	4	%	%	H-1
HM-11485A AUC-S3364	ELBOW, lubricating fitting, angle 90 deg, 1/8-27NPT, male x 1/8-27NPT, female (housing).	ea	2	%	%	H-16
HM-11485A AUC-S3364	FITTING, lubricating, hydraulic type, 1/8-27NPT, male (housing)	ea	2	%	%	H-16
HM-11485A AUC-S3364	0202—Release Mechanism					
HM-11485A AUC-S3364	ELBOW, lubricating fitting, angle 45 deg, 1/8-27NPT, male x 1/8-27NPT, female (pedal).	ea	1	%	%	H-16

For explanation of footnotes, see NOTES, page 73.

(1) STOCK NO.	(2) MFR'S PART NO.	(3) ORDNANCE PART NO.	(4) DESCRIPTION	(5) UNIT OF ISSUE	(6) QUAN INCORP IN UNIT	(7) ORGANIZATIONAL ALLOWANCES		(8) REFERENCE SYMBOLS
						1-12 (a)	13-48 (b)	
						NO. OF MAJOR ITEMS PER CO, BTRY, OR TRP		
45-F-448-200		45-F-448-200	<b>ORGANIZATIONAL SPARE PARTS FOR—Continued</b>					
			<b>GROUP 02—CLUTCH—Continued</b>					
			<b>0202—Release Mechanism—Continued</b>					
H001-0518023		103907	FITTING, lubricating, hydraulic type, $\frac{1}{8}$ -27NPT, male (pedal)---	ea	1	%	%	H-16
H001-0518035		113782	KEY, Woodruff, $\frac{3}{16}$ x $\frac{1}{8}$ (release fork (2), control shaft stop lever (1) )	ea	3	%	%	H-1
G691-7744052	AUC-10TE309A	7744052	KEY, Woodruff, $\frac{1}{4}$ x 1 (control shaft operating lever)---	ea	1	%	%	H-1
G691-7744053	AUC-3Y2197	7744053	LEVER, operating, control shaft	ea	1	%	%	
H001-5027541		214463	LEVER, stop, control shaft	ea	1	%	%	H-1
H001-7025771		120383	SCREW, cap, $\frac{1}{16}$ -14NC-2 x $1\frac{1}{2}$ ---	ea	1	%	%	H-1
H101-0220073		220073	WASHER, lock, $\frac{1}{16}$ in	ea	1	%	%	H-1
H001-4027581		214267	NUT, hex, $\frac{1}{2}$ -13NC-2 (control shaft stop lever screw)---	ea	1	%	%	H-1
G692-7743993	AUC-10UN2292	7743993	NUT, hex, $\frac{1}{2}$ -20NF-2 (control rod)---	ea	2	%	%	H-1
H001-4026501		220069	PAD, pedal	ea	1	%	%	H-1
H001-5128691		132277	NUT, hex, $\frac{1}{4}$ -20NC-2	ea	2	%	%	H-1
H001-7025681		120380	SCREW, mach, $\frac{1}{4}$ -20NC-2 x $1\frac{1}{4}$ ---	ea	2	%	%	H-1
G691-7743992	AUC-10UU5882	7743992	WASHER, lock, $\frac{1}{4}$ in	ea	1	%	%	
G510-7704070	AUC-S2261	7704070	PEDAL, w/BEARING, assembly	ea	2	%	%	H-1
H001-0811039		103373	PIN, clevis, $\frac{3}{8}$ x $1\frac{13}{32}$ in (control rod yoke)	ea	2	%	%	
G510-7704121	AUC-10D2988	7704121	PIN, cotter, $\frac{3}{8}$ x $\frac{3}{4}$ ---	ea	2	%	%	H-1
G691-7743994	AUC-10UU348	7743994	RING, lock, pedal shaft	ea	1	%	%	
H101-0213821		213821	ROD, control	ea	1	%	%	H-1
G510-7704114	AUC-10UB255	7704114	SCREW, cap, $\frac{1}{2}$ -13NC-2 x $2\frac{1}{4}$ (control shaft stop lever)	ea	1	%	%	
G510-7377550	AUC-10W165	7377550	SHAFT, pedal	ea	1	%	%	
G510-7377678	AUC-10S2147	7377678	SPRING, release bearing carrier	ea	1	%	%	
G510-7704085	AUC-S3316	7704085	SPRING, return, pedal	ea	1	%	%	
			WASHER, pedal shaft	ea	1	%	%	
			<b>GROUP 03—FUEL SYSTEM</b>					
			<b>0301—Carburetor</b>					
G510-0131592	Z-09932	7002631	CARBURETOR, assembly	ea	1	%	%	H-1
H101-0215564		215564	SCREW, cap, $\frac{1}{16}$ -14NC-2 x $1\frac{1}{4}$ ---	ea	2	%	%	

H001-7025771	Z-C141-4-7	120383	WASHER, lock, $\frac{1}{16}$ in.	ea	2	%	H-1	X
G147-0194025	AUC-6N2375B	A301542	GASKET, flange to adapter (1), adapter to governor throttle valve body (1) (Also available as part of GASKET SET, AUC-2UU-01504A).	ea	2	%		X
G508-5277290	Z-CT91-3	A277290	PLUG, pipe, drain.	ea	1	%		X
	AUC-6UG0757							
G507-7702848	AC-854016	7702848	<b>0302.1—Fuel Pump (2 Valve)</b>					
G121-0124205	AC-1537259	B283320	BALL, sediment bowl, w/SCREW, assembly	ea	1	%		X
G507-5163262	AC-835683	A163262	BODY, fuel pump	ea	1	%		X
G505-5342296	AC-854003	A342296	GASKET, fuel pump to cylinder block	ea	1	1	2	X
G085-1414736	AC-855763	A292977	GASKET, sediment bowl (Also available as part of KIT, AC-1538166).	ea	1	1	2	X
			NUT, thumb, S, zn dichromate finish, No 12-24NC-2 x $\frac{7}{8}$ OD (sediment bowl bail screw).	ea	1	1	1	X
G510-7735750	AC-1537722	7735750	PUMP, fuel, assembly (2 valve) (Issue until stock is exhausted, then use PUMP, AC-1538449).	ea	1	1		X
	AUC-6UU4-510A							
H101-0215366		215366	SCREW, cap, $\frac{5}{16}$ -18NC-2 x 1	ea	2	%	H-1	X
H001-7018711		120638	WASHER, lock, $\frac{5}{16}$ in.	ea	2	%	H-1	X
G509-0338770	HM-17105A		ROD, push	ea	1	%		X
G507-5307296	AC-854009	A307296	SCREEN (sediment), bowl	ea	1	1	1	X
G502-5292976	AC-854005	A292976	SEAT (sediment), bowl	ea	1	1	1	X
H001-7025681		120380	WASHER, lock, $\frac{1}{4}$ in (diaphragm pull rod)	ea	1	%	H-1	X
			<b>0302.3—Fuel Pump (6 Valve)</b>					
G509-7016403	AC-1538355	7016403	COVER, fuel pump <sup>4</sup>	ea	10	1		X
G508-7010694	AC-1538679	7010694	SCREW	ea	2	1	H-1	X
H001-5127371	AC-1538678	132124	SCREW, mach, No 10-32NF-2 x $\frac{3}{4}$	ea	2	1		X
		7540272						
G163-0443028	AC-1538456		WASHER	ea	12	1		X
G502-7735782	AC-1538747	7735782	GASKET, fuel pump to cylinder block	ea	1	1		X
G509-7735775	AC-1538449	7735775	PUMP, fuel, assembly (6 valve)	ea	1	1		X
	AUC-6UU44510							
H101-0215366		215366	SCREW, cap, $\frac{5}{16}$ -18NC-2 x 1	ea	2	%	H-1	X
H001-7018711		120638	WASHER, lock, $\frac{5}{16}$ in.	ea	2	%	H-1	X
G509-0338770	HM-17105A		ROD, push	ea	1	%		X
			<b>0304—Air Cleaner</b>					
8940-A12246	UTS-A12246		BOLT, eye, oil cup, assembly	ea	2	%		X
	AUC-6UU0974							
G510-7377671	AUC-6F2731	7377671	CLAMP, carburetor air intake pipe (open cab)	ea	1	%		X
H001-4026501		220069	NUT, hex, $\frac{1}{4}$ -20NC-2	ea	2	%	H-1	X
H001-5150201		133053	SCREW, mach, $\frac{1}{4}$ -20NC-2 x $1\frac{1}{4}$	ea	2	%	H-1	X
H001-7025681		120380	WASHER, lock, $\frac{1}{4}$ in.	ea	4	%	H-1	X

For explanation of footnotes, see NOTES, page 73.



(1) STOCK NO.	(2) MFR'S PART NO.	(3) ORDNANCE PART NO.	(4) DESCRIPTION	(5) UNIT OF ISSUE	(6) QUAN INCORP IN UNIT	(7) ORGANIZATIONAL ALLOWANCES		(8) REFERENCE SYMBOLS
						1-12 (a)	13-48 (b)	
<b>ORGANIZATIONAL SPARE PARTS FOR—Continued</b>								
<b>GROUP 03—FUEL SYSTEM—Continued</b>								
<b>0304—Air Cleaner—Continued</b>								
G509-7099448	UTS-TI95-12100 AUC-6UKSA 4330B	7099448	CLEANER, air, assembly (open cab) (Issue until stock is exhausted, then use CLEANER, 7743783).	ea	1	%	%	X
G671-7743783	UTS-TI95D14770	7743783	CLEANER, air, assembly (open cab)-----	ea	1	%	%	X
G510-7374079	UTS-H90-11260 AUC-6UKS4330	7374079	CLEANER, air, w/CLAMP, assembly (closed cab)-----	ea	1	%	%	X
H001-4026541	-----	220071	NUT, hex, $\frac{3}{8}$ -16NC-2-----	ea	4	%	%	H-1
H101-0215450	-----	215450	SCREW, cap, $\frac{3}{8}$ -16NC-2 x 1-----	ea	4	%	%	H-1
H001-7025741	-----	120382	WASHER, lock, $\frac{3}{8}$ in-----	ea	4	%	%	H-1
H001-7017681	-----	138489	WASHER, lock, external teeth, $\frac{3}{8}$ in-----	ea	4	%	%	H-1
G513-7088752	UTS-A12004	7088752	GASKET, oil cup-----	ea	1	%	%	X
G510-7377672	AUC-6UU0304 AUC-6UKS3410B	7377672	PIPE, flexible, carburetor air intake-----	ea	1	%	%	X
<b>0306—Fuel Tank, Lines, Fittings</b>								
G502-0131577	STN-6685A AUC-6UKS311	7004942 C116754	CAP, fuel tank, assembly-----	ea	1	%	1	X
H005-0100580	-----	17-O- 18035-90	CONDUIT, flexible, size $\frac{3}{8}$ in-----	ft	†	%	%	H-5
H006-0213540	-----	118750	CONNECTOR, flared tube, $\frac{3}{8}$ in tube, $\frac{1}{4}$ in male pipe end (fuel pump inlet).	ea	1	%	%	H-6
H006-0312600	-----	504264	CONNECTOR, tube, compression, $\frac{3}{8}$ in tube, $\frac{1}{4}$ in male pipe end, assy (fuel line).	ea	3	%	%	H-6
H006-0265105	-----	120499	ELBOW, pipe, 90 deg, $\frac{1}{4}$ in (fuel pump outlet)-----	ea	1	%	%	H-6
H006-0504255	-----	504255	ELBOW, tube, compression, 90 deg, $\frac{3}{8}$ in tube, $\frac{1}{4}$ in male pipe end, assy (fuel tank outlet).	ea	1	%	%	H-6
G510-0276499	AUC-6D3750	-----	LINE, flexible, fuel filter to fuel pump, assembly-----	ea	1	%	%	X
G510-7366099	AUC-6UU4640A	7366099	LINE, fuel, fuel pump to carburetor, w/CONDUIT, assembly (35 $\frac{1}{2}$ in long) (Issue until stock is exhausted, then use TUBING, 44-T-	ea	1	%	%	X

H007-0218110	44-T-5080-25	5080-25; CONDUIT, 17-C-18035-90; (2) CONNECTORS, 504264).	ft	†	%	%	H-7	X
G116-0194025	AUC-S1474	<b>0308—Engine Speed Governor</b>	ea	1	%	%	X	
G513-7001628	PG-MA1377 AUC-2UU5650	GASKET, throttle valve body to manifold (Also available as part of GASKET SETS, AUC-2UU01504A). GOVERNOR, assembly.	ea	1	%	%	X	
G116-1524450	Z-F8X59	<b>0309—Fuel Filter</b>	ea	1	%	%	X	
G116-1714748	Z-F5X7	BOWL (sediment) (metal).	ea	1	%	%	X	
G116-1569094	Z-F6X17	NUT, special, blend, hex, 3/8-16 (sediment bowl).	ea	1	1	1	X	
G509-0314414	Z-F26X3	ELEMENT, assembly (brass).	ea	1	1	1	X	
G509-0183053	Z-F360X7-2 AUC-6URK31020	NUT, lock.	ea	1	1	1	X	
H001-4026541	220071	FILTER, fuel, assembly.	ea	1	1	1	X	
H101-0215461	215461	NUT, hex, 3/8-16NC-2	ea	2	%	%	H-1	X
H001-7021801	138542	SCREW, cap, 3/8-16NC-2 x 1 3/4	ea	2	%	%	H-1	X
H001-7124741	178551	WASHER, lock, internal teeth, 3/8 in.	ea	4	%	%	H-1	X
G121-0193792	Z-F1X10	WASHER, lock, internal-external teeth, 3/8 x 0.985	ea	2	%	%	H-1	X
G502-7347647	Z-F1X15	GASKET, 3 in OD x 2 9/16 in ID x 1/8 in thk (sediment bowl)	ea	1	1	2	X	X
G509-0207000	Z-F7X122	GASKET, S or cop. 2 1/2 OD, 1 1/2 ID, 3/4 thk (sediment bowl nut)	ea	1	1	1	X	X
G116-1740577	Z-F36X9	HEAD, fuel filter.	ea	1	1	1	G-9	X
H006-0283905	219190	PLUG, drain, sediment bowl.	ea	1	1	1	X	X
G12M-0392347	Z-F16X27	PLUG, pipe, 1/4 iq (In head).	ea	1	1	1	X	X
G510-7377556	AUC-10T263	STUD, S, cd or zn-pltd, 3/8-16 (3 11/16) x 5/16 in long (fuel filter).	ea	2	1	1	H-6	X
G510-7377556	7377556	<b>0312—Accelerator, Throttle and Choke Controls</b>	ea	1	%	%	X	
G510-7377538	AUC-7UU204	SPRING, return, throttle control rod.	ea	1	%	%		
H101-0503157	7377538 503157	<b>GROUP 04—EXHAUST SYSTEM</b>	ea	1	%	%		
		<b>0401—Muffler, Exhaust and Tail Pipes</b>	ea	3	%	%	H-1	X
		FLANGE, exhaust pipe.	ea	1	%	%		
		NUT, hex, 1/2-13NC-2 (Also available as part of GASKET SET, AUC-2UU01504A).	ea	3	%	%		

(1) STOCK NO.	(2) MFR'S PART NO.	(3) ORDNANCE PART NO.	(4) DESCRIPTION	(5) UNIT OF ISSUE	(6) QUAN INCORP IN UNIT	(7) ORGANIZATIONAL ALLOWANCES		(8) REFERENCE SYMBOLS
						1-12 (a)	13-48 (b)	
<b>ORGANIZATIONAL SPARE PARTS FOR—Continued</b>								
<b>GROUP 04—EXHAUST SYSTEM—Continued</b>								
			<b>0401—Muffler, Exhaust and Tail Pipes—Continued</b>					
H101-0213823		213823	FLANGE, exhaust pipe—Continued	ea	3	%	%	H-1
G511-7377540	AUC-7BL242	7377540	SCREW, cap, 1/2-13NC-2 x 2 1/2-- WASHER, lock, exhaust pipe flange (Also available as part of GASKET SET, AUC-2UU01504A).	ea	6	%	%	X
G510-7377539	AUC-7C222	7377539	GASKET, exhaust flange to manifold (Also available as part of GAS- KET SET, AUC-2UU01504A).	ea	1	%	1	X
G513-7088748	AUC-7UU510	7088748	MUFFLER, w/flame ARRESTER, assembly	ea	1	%	1	X
G511-7704071	AUC-7CBA410	7704071	MUFFLER, assembly	ea	1	%	1	X
H101-0503156		503156	NUT, hex, 7/16-14NC-2 (clamping flange screw)	ea	1	%	%	X
G510-7377543	AUC-7UU403	7377543	PIPE, exhaust (Used with MUFFLER, 7088748)	ea	1	%	%	X
G510-7377544	AUC-7UUA403	7377544	PIPE, exhaust (Used with MUFFLER, 7704071)	ea	1	%	%	X
G510-7366100	AUC-7ZNHT396	7366100	PIPE, tail (Issue until stock is exhausted, then use PIPE, AUC- 72NHT096S).	ea	1	%	1	X
G510-7377542	AUC-7ZNHT096S	7377542	PIPE, tail, w/CLAMP, assembly	ea	1	%	1	X
H101-0427156		427156	SCREW, cap, 7/16-14NC-2 x 3 1/2 (clamping flange to exhaust pipe)	ea	1	%	%	X
H001-7025771		120383	WASHER, lock, 7/16 in (clamping flange screw nut)	ea	1	%	%	X
<b>GROUP 05—COOLING SYSTEM</b>								
<b>0501—Radiator</b>								
G510-7033345	STN-4670A	7033345	CAP, filler	ea	1	%	1	X
G510-0131548	AUC-5D0300 AC-850167		GAP, overflow, upper tank (4 1/2 psi)	ea	1	%	1	X
G510-7377534	AUC-5C3300	7377534	RADIATOR, assembly	ea	1	%	%	X
H101-0172654	AUC-5UUA590	172654	NUT, slotted, 3/8-16NC-3 (radiator to top support screw (1), support to bracket screw (1)).	ea	2	%	%	X
H101-0172938		172938	NUT, slotted, 5/8-11NC-3 (support bracket stud)	ea	2	%	%	X
H001-0811040		103374	PIN, cotter, 3/2 x 1 (radiator to top support screw nut)	ea	1	%	%	X
H001-0811053		103386	PIN, cotter, 1/2 x 1 1/4	ea	2	%	%	X

H001-1014009		220690		SCREW, cap, dld f/c-pin, $\frac{3}{8}$ -16NC-2 x $1\frac{3}{4}$ (radiator to top support (1), support bracket (1)).	ea	2	%	H-1	X
H001-7124751		178556		WASHER, lock, internal-external teeth, $\frac{3}{8}$ x 1.070 (radiator to top support screw).	ea	2	%	H-1	X
G510-7366160	AUC-S927	7366160		WASHER, plain, special (radiator support bracket stud) ( $2\frac{1}{2}$ ID x $1\frac{1}{8}$ OD x $\frac{1}{8}$ thick).	ea	4	%		X
G510-7736017	AUC-S722	7736017		WASHER, top support screw	ea	3	%		X
<b>5003—Lines, Fittings, Thermostats</b>									
H006-0210100		144036		BUSHING, pipe, $\frac{3}{8}$ x $\frac{1}{4}$ (air compressor water lines)	ea	3	%	H-6	X
G503-7099792		7099792		CLAMP, hose, air cleaner tube to horn (water lines hoses) ( $2\frac{1}{4}$ in) (Issue until stock is exhausted, then use CLAMP, 502922).	ea	8	%		X
H006-0502922		502922		CLAMP, hose, $2\frac{1}{4}$ in (radiator outlet (4), water pump discharge (4)).	ea	8	%	H-6	X
H006-0502917		502917		CLAMP, hose, $1\frac{1}{2}$ in (water pump bypass hose)	ea	4	%	H-6	X
H006-0100820		118536		COCK, drain, $\frac{3}{8}$ in male pipe end (radiator outlet elbow)	ea	1	%	H-6	X
H006-0312600		504264		CONNECTOR, tube, compression, $\frac{3}{8}$ in tube, $\frac{1}{4}$ in male pipe end, assy (air compressor to manifold, pump and lines).	ea	2	%	H-6	X
H006-0265010		121619		ELBOW, pipe, 45 deg, $\frac{1}{4}$ in (air compressor water lines)	ea	2	%	H-6	X
H006-0504255		504255		ELBOW, tube, compression, 90 deg, $\frac{3}{8}$ in tube, $\frac{1}{4}$ in male pipe end, assembly (water lines).	ea	2	%	H-6	X
0600-S4082	AUC-S4082			GASKET, water pump inlet elbow	ea	1	%		X
H007-0100180		33-H-771		HOSE, radiator, ID 1 in	ft	†	%	H-7	X
H007-0100220		33-H-775		HOSE, radiator, ID $1\frac{1}{4}$ in	ft	†	%	H-7	X
G510-7366154	AUC-W2779-9 $\frac{1}{2}$	7366154		HOSE, thermostat housing outlet flange ( $1\frac{1}{4}$ in ID x $9\frac{1}{2}$ in long) (Issue until stock is exhausted, then use HOSE, 33-H-775).	ea	1	%		X
G510-7366163	AUC-W2779-4	7366163		HOSE, water outlet, radiator ( $1\frac{3}{4}$ ID x 4 in long) (Issue until stock is exhausted, then use HOSE, 33-H-775).	ea	2	%		X
G510-0217817	AUC-S2372			HOSE, water outlet, radiator ( $1\frac{3}{4}$ ID x 4 in long) (Issue until stock is exhausted, then use HOSE, 33-H-775).	ea	2	%		X
G510-7366153	AUC-W2779-5 $\frac{1}{8}$	7366153		HOSE, water outlet, radiator ( $1\frac{3}{4}$ ID x 4 in long) (Issue until stock is exhausted, then use HOSE, 33-H-775).	ea	2	%		X
G510-0217816	AUC-S2356			HOSE, water outlet, radiator ( $1\frac{3}{4}$ ID x 4 in long) (Issue until stock is exhausted, then use HOSE, 33-H-775).	ea	2	%		X
G510-7366162	AUC-W2777-3	7366162		HOSE, water pump to cylinder block ( $1\frac{1}{4}$ in ID x $5\frac{1}{8}$ in long) (Issue until stock is exhausted, then use HOSE, 33-H-775).	ea	1	%		X
4300-17904C	HM-17904C AUC-5UU4271			HOUSING, thermostat, upper	ea	2	%		X
H101-0215469		215469		SCREW, cap, $\frac{3}{8}$ -16NC-2 x $2\frac{1}{2}$	ea	2	%	H-1	X
G509-0382029	AUC-5UU40579			SCREW, $\frac{3}{8}$ -16NC-2 x $3\frac{1}{8}$	ea	2	%		X
H001-7025741		120382		WASHER, lock, $\frac{3}{8}$ in	ea	4	%	H-1	X
G510-7366102	AUC-25UU4780	7366102		LINE, air compressor to water manifold, assembly ( $\frac{3}{8}$ in OD x 22 in long) (Issue until stock is exhausted, then use TUBING, 44-T-5080-25; (2) NUTS, 140287 and (1) CONNECTOR, 504264).	ea	1	%		X

For explanation of footnotes, see NOTES, page 73.

(1) STOCK NO.	(2) MFR'S PART NO.	(3) ORDNANCE PART NO.	(4) DESCRIPTION	(5) UNIT OF ISSUE	(6) QUAN INCORP IN UNIT	(7) ORGANIZATIONAL ALLOWANCES		(8) REFERENCE SYMBOLS
						1-12 (a)	13-48 (b)	
<b>ORGANIZATIONAL SPARE PARTS FOR—Continued</b>								
<b>GROUP 05—COOLING SYSTEM—Continued</b>								
<b>0503—Lines, Fittings, Thermostats—Continued</b>								
G510-7366093	AUC-25UUA-4362	7366093	LINE, water pump to air compressor ( $\frac{3}{8}$ in OD x 18 $\frac{3}{8}$ in long) (Issue until stock is exhausted, then use TUBING, 44-T-5080-25; (2) NUTS, 140287 and (1) CONNECTOR, 504264).	ea	1	%	%	X
G510-7366094	AUC-25UUA-4780	7366094	LINE, water pump to air compressor, assembly ( $\frac{3}{8}$ in OD x 18 $\frac{3}{8}$ in long) (Issue until stock is exhausted, then use TUBING, 44-T-5080-25; (2) NUTS, 140287 and (1) CONNECTOR, 504264).	ea	1	%	%	X
H006-0104054		140287	NUT, ball sleeve, compression tube fitting, $\frac{3}{8}$ in (compressor to water pump lines).	ea	4	%	%	H-6
H007-0218110		44-T-5080-25	TUBING, seamless, size $\frac{3}{8}$ in-----	ft	†	%	%	H-7
<b>0504—Water Pump</b>								
G156-0135400	HM-16143A		CHAIN (flexible), coupling (Issue until stock is exhausted, then use COUPLING, HM-18354AS).	ea	1	%	%	X
G085-1255700	HM-2210A		COLLAR, dowel, S, $\frac{3}{8}$ ID, $\frac{1}{16}$ OD, $\frac{1}{8}$ thk (dowel, split, water pump to cylinder block).	ea	2	1	1	X
G509-0140525	HM-18354AS		COUPLING, engine (flexible), assembly (Includes CHAIN and SPROCKETS).	ea	1	%	%	X
H006-0265005		120627	ELBOW, pipe, $\frac{1}{8}$ in (grease cup) (Used with PUMP 7033348)-----	ea	1	%	%	H-6
G510-0333646	HM-16913A		PACKING, shaft (Used with PUMP HM-16859DS)	ea	1	%	1	X
H001-0824047		103596	PIN, taper, No 3 x 1 $\frac{1}{2}$ (flexible coupling sprockets)	ea	1	%	%	H-1
H106-0125947		125947	PLUG, pipe, $\frac{1}{8}$ in (drain) (Used with PUMP 7033348)	ea	1	%	%	H-6
H106-0143993		143993	PLUG, pipe, $\frac{3}{8}$ in (drain)	ea	2	%	%	H-6
H006-0283766		143968	PLUG, pipe, $\frac{3}{4}$ in (cover) (Used with PUMP 7033348)	ea	1	%	%	H-6
G510-0345895	HM-16859DS AUC-5UUA040		PUMP, water, assembly (packing type) (Issue until stock is exhausted, then use PUMP, 7033348).	ea	1	%	%	X
G510-7033348	HM-17165CS	7033348	PUMP, water, assembly (packless type)	ea	1	%	%	X
H101-0215675		215675	SCREW, cap, $\frac{1}{2}$ -13NC-2 x 1 $\frac{1}{4}$ -----	ea	4	%	%	H-1
H001-7023811		120239	WASHER, lock, $\frac{1}{2}$ in-----	ea	4	%	%	H-1



(1) STOCK NO.	(2) MFR'S PART NO.	(3) ORDNANCE PART NO.	(4) DESCRIPTION	(5) UNIT OF ISSUE	(6) QUAN IN UNIT	(7) ORGANIZATIONAL ALLOWANCES		(8) REFERENCE SYMBOLS
						1-12 (a)	13-48 (b)	
<b>ORGANIZATIONAL SPARE PARTS FOR—Continued</b>								
<b>GROUP 06—ELECTRICAL SYSTEM—Continued</b>								
<b>0601—Generator—Continued</b>								
G156-0140102	AL-GAR83		COVER, commutator end bearing (Also available as part of KIT, AL-KIT12). <sup>4</sup>					X
H001-7021681		121801	WASHER, lock, internal teeth, No 10 (Also available as part of KIT, AL-KIT12).	ea	3	%	%	H-1
45-C-9272		45-C-9272	CUP, oil, drive 1/4 in (bearing) (Also available as part of KIT, AL-KIT12).	ea	2	%	%	H-16
G509-0196299	AL-GEW4802		GENERATOR, w/o drive GEAR, assembly	ea	1	1	1	X
4300-2168A	HM-2168A		NUT	ea	1	1	1	X
4300-2167A	HM-2167A		SCREW, special, hex-hd, hanger point, S, 5/8-11NC-2 x 2	ea	1	1	1	X
H001-7023871		131205	WASHER, lock, 5/8 in	ea	1	%	%	H-1
H001-0518009		106749	KEY, Woodruff, 1/8 x 1/2 (armature shaft, commutator end) (Also available as part of KIT, AL-KIT12).	ea	1	%	%	H-1
H001-0518017		103906	KEY, Woodruff, 5/8 x 3/4 (armature shaft, drive end) (Also available as part of KIT, AL-KIT12).	ea	1	%	%	H-1
G502-0196321	AL-KIT10		KIT, repair, field coil	ea		%	%	X
Consists of:								
			1 CABLE, armature terminal, w/STUD, assembly.					
	AL-GEB44		1 COIL, assembly.					
	AL-GEB1005A		1 INSULATOR, armature, terminal stud (bushing type).					
	AL-GCT25		1 INSULATOR, armature, terminal stud, inner (washer type).					
	AL-GBW66		1 INSULATOR, armature, terminal stud, outer (washer type).					
	AL-GAA32		1 INSULATOR, armature, terminal stud, outer (washer type).					
	AL-GC26		1 INSULATOR; armature, terminal stud, outer (washer type).					
	AL-GAL44		1 INSULATOR, connector (strip type).					
	AL-GCY25		1 INSULATOR, field terminal stud (bushing type).					
	AL-GBW67		1 INSULATOR, field terminal stud, inner (washer type).					
	AL-GBW34		1 INSULATOR, field terminal stud, outer (washer type).					
	AL-8X177	503203	1 NUT, armature, terminal stud.					

Part Number	Description	Quantity	Unit	Notes
AL-8X1377	103088 2 NUT, field terminal stud.		ea	
AL-8X140	1 NUT, ground screw.			
AL-8X1420	1 SCREW, ground, field.			
AL-GBY38A	2 SCREW, pole shoe.			
AL-12X193	1 WASHER, lock, armature, terminal stud nut.			
AL-12X196	1 WASHER, lock, field terminal stud nut.			
AL-12X194	1 WASHER, lock, ground screw.			
AL-8X361	1 WASHER, plain, armature terminal stud nut.			
AL-8X349	1 WASHER, plain, field terminal stud nut.			
AL-KIT12	KIT, repair, generator.		ea	X
AUC-16UU03046				
AL-GCE2012S	Consists of:			
AL-GAR83	1 BRUSH SET.			
	1 COVER, commutator end (subgroup 0601). <sup>5</sup>			
	1 CUP, oil.			
AL-GBJ25	1 GASKET, cover, commutator end.			
	1 KEY, Woodruff, armature shaft, commutator end (subgroup 0601). <sup>5</sup>			
	1 KEY, Woodruff, armature shaft, drive end (subgroup 0601). <sup>5</sup>			
	1 NUT, drive gear.			
	1 NUT, frame band screw (subgroup 0601). <sup>5</sup>			
AL-8X794	1 NUT, ventilator fan.			
AL-GBM21	1 RETAINER, bearing, drive end.			
AL-GAE47	6 SCREW, bearing retainer, drive end.			
AL-8X66	2 SCREW, brush (subgroup 0601). <sup>5</sup>			
	3 SCREW, commutator end bearing cover.			
AL-8X726	1 SCREW, frame band (subgroup 0601). <sup>5</sup>			
AL-GCE53	2 SPRING, brush.			
AL-DH7	1 WASHER, commutator end, inner (felt).			
AL-DA132	1 WASHER, commutator end, outer (felt) (subgroup 0601). <sup>5</sup>			
	2 WASHER, lock, brush screw (subgroup 0601). <sup>5</sup>			
	3 WASHER, lock, commutator end bearing cover screw (subgroup 0601). <sup>5</sup>			
AL-X1621	3 WASHER, lock, mounting deflector screw.			
	2 WASHER, lock, through bolt (subgroup 0601). <sup>5</sup>			
	1 WASHER, lock, ventilating fan nut.			
	2 WASHER, plain, commutator end bearing oil guard.			
AL-DA39	SEAL, attaching (oil, generator to gear case) (Also available as part of GASKET SET, DT-BB21012).		ea	X
HM-4790A	WASHER, lock, 5/16 in (through bolt) (Also available as part of KIT, AL-KIT12).		ea	X
AUC-2UU01359				
G509-0382830				
H001-7025711				

For explanation of footnotes, see NOTES page 73.



(1) STOCK NO.	(2) MFR'S PART NO.	(3) ORDNANCE PART NO.	(4) DESCRIPTION	(5) UNIT OF ISSUE	(6) QUAN INCORP IN UNIT	(7) ORGANIZATIONAL ALLOWANCES		(8) REFERENCE SYMBOLS
						1-12 (a)	13-48 (b)	
						NO. OF MAJOR ITEMS PER CO, BTRY, OR TRP		
<b>ORGANIZATIONAL SPARE PARTS FOR—Continued</b>								
<b>GROUP 06—ELECTRICAL SYSTEM—Continued</b>								
<b>0602—Generator Regulator</b>								
G513-7326189	AL-KIT15	7326189	KIT, repair, voltage regulator.	ea				X
			Consists of:					
	AL-VRY1080A		1 ARMATURE.					
	AL-VRA15	7702608	1 NUT, adjusting, armature spring.					
	AL-VRA16	7702665	1 SCREW, adjusting, armature spring.					
	AL-8X878	131966	2 SCREW.					
	AL-VRA84	7702645	1 SPRING, armature.					
	AL-X195	131095	2 WASHER, lock, bracket and bridge screw.					
	AL-8X350	131015	2 WASHER, plain, bracket and bridge screw.					
H001-4167501		120375	NUT, hex, 1/4-20NC-2 (cover stud)	ea	2	%	%	H-1
G510-0367358	AL-VRY4201A		REGULATOR, generator, assembly (Issue until stock is exhausted, then use REGULATOR, AL-VRY4201C).	ea	1	%	%	X
G510-0367338	AL-VRY4201C		REGULATOR, generator, assembly	ea	1	1		X
H101-0174853		174853	NUT, hex, 5/16-18NC-3	ea	4	%	%	H-1
H101-0216933		216933	SCREW, cap, 5/16-18NC-2 x 1 1/4	ea	4	%	%	H-1
H001-7018711		120638	WASHER, lock, 5/16 in.	ea	4	%	%	H-1
H101-0431543		431543	WASHER, lock, 1/4 in (cover stud nut)	ea	2	%	%	H-1
H001-7043681		120392	WASHER, plain, 1/4 in (cover stud nut)	ea	4	%	%	H-1
<b>0603.1—Starter (Delco-Remy)</b>								
G162-0126261	DR-16083 AUC-16HM 02865	7001931	BRUSH, starter	ea	4	4	8	X
G510-7377668	ECM-A1303 AUC-16SCM 0880	7377668	DRIVE, assembly	ea	1	%	%	X
G510-7366095	DR-38274 AUC-16HM 02857	7366095	FRAME, w/field COIL, assembly (Issue until stock is exhausted, then use STARTER, DR-412).	ea	1	%	%	X

G510-0295837	DR-412	STARTER, assembly (Issue until stock is exhausted, then use STARTER, AL-ML4209).	ea	1	%	%	X
H001-0215461	AUC-16HM4560	SCREW, cap, $\frac{3}{8}$ -16NC-2 x 1 $\frac{3}{4}$ ----	ea	3	%	%	H-1
H001-7018741	-----	WASHER, lock, $\frac{3}{8}$ in.-----	ea	3	%	%	H-1
2580-34846	DR-34846	SPRING, brush-----	ea	4	%	%	X
<b>0603.3—Starter (Auto-Lite)</b>							
G063-0100053	AL-GX1024F	BAND, cover-----	ea	1	%	%	X
H001-4139681	AUC-16UU03027	NUT, mach screw, No 10-32NF-2-----	ea	1	%	%	H-1
H101-0132926	-----	SCREW, mach, No 10-32NF-2 x 1 $\frac{3}{4}$ ----	ea	1	%	%	H-1
G509-0126701	DT-DX5738C	BREAKER, circuit (solenoid switch (1), series parallel switch (1)) (Issue until stock is exhausted, then use BREAKER, 7704068).	ea	2	%	%	X
G509-7704068	DT-N5623	BREAKER, circuit (solenoid switch (1), series parallel switch (1))-----	ea	2	%	%	X
G509-0125371	DT-DX5744A	BOLT-----	ea	2	%	%	X
H001-4135781	-----	NUT, mach screw, $\frac{3}{8}$ -18NC-2-----	ea	2	%	%	H-1
H005-0812470	15-C-2213-175	CABLE, automotive AWG No 10-----	ft	†	%	%	H-5
H001-4139681	-----	NUT, mach screw, No 10-32NF-2 (grounded brush connector)-----	ea	2	%	%	H-1
H001-5148831	132900	SCREW, mach, No 10-32NF-2 x $\frac{3}{8}$ (grounded brush connector)-----	ea	2	%	%	H-1
G510-0295865	AL-ML4209	STARTER, assembly-----	ea	1	1	1	X
H101-0215461	-----	SCREW, cap, $\frac{3}{8}$ -16NC-2 x 1 $\frac{3}{4}$ ----	ea	3	%	%	H-1
H001-7018741	-----	WASHER, lock, $\frac{3}{8}$ in.-----	ea	3	%	%	H-1
G510-0393785	DR-407J	SWITCH, series parallel, assembly-----	ea	3	%	%	X
H001-5026121	-----	SCREW, cap, $\frac{5}{16}$ -18NC-2 x $\frac{3}{4}$ ----	ea	1	1	1	X
H001-7025711	-----	WASHER, lock, $\frac{5}{16}$ in.-----	ea	2	%	%	H-1
G509-0393791	AL-XA569	SWITCH, solenoid-----	ea	2	%	%	H-1
H101-0132100	DR-1118008	SCREW, mach, No 10-32NF-2 x $\frac{5}{8}$ -----	ea	1	1	1	X
H001-7021681	-----	WASHER, lock, internal teeth, No 10-----	ea	2	%	%	H-1
H104-0200019	-----	TERMINAL, cable, solder, eyelet, dble-ear, type B, br, 0.040 in thk, No 12-10 AWG cable, hole for $\frac{3}{8}$ in stud (long).-----	ea	2	%	%	H-4
<b>0604.1—Distributor</b>							
G509-0101800	SW-659AP	ADAPTER, tachometer drive, assembly-----	ea	1	%	%	X
H001-5025511	-----	SCREW, cap, $\frac{1}{4}$ -20NC-2 x $\frac{5}{8}$ ----	ea	1	%	%	H-1
G102-0401471	SW-68653	WASHER, plain, S, 0.508 ID x 0.720 OD x 0.012 thk-----	ea	1	%	%	X
G502-7329386	AL-IGC1149	BRACKET, stationary contact assembly (point) (Issue until stock is exhausted, then use POINT SET, A346774) (Also available as part of POINT SET, A346774).-----	ea	1	%	%	X
H001-5125801	-----	SCREW, mach, No 8-32NC-2 x $\frac{3}{8}$ ----	ea	1	%	%	H-1
H001-7043591	-----	WASHER, plain, No 8-----	ea	1	%	%	H-1

(1) STOCK NO.	(2) MFR'S PART NO.	(3) ORDNANCE PART NO.	(4) DESCRIPTION	(5) UNIT OF ISSUE	(6) QUAN INCORP IN UNIT	(7) ORGANIZATIONAL ALLOWANCES		(8) REFERENCE SYMBOLS
						1-12 (a)	13-48 (b)	
<b>ORGANIZATIONAL SPARE PARTS FOR—Continued</b>								
<b>GROUP 06—ELECTRICAL SYSTEM—Continued</b>								
<b>0604.1—Distributor—Continued</b>								
G510-0131549	AL-IGC1107S	A346773	CAP, distributor, assembly	ea	1	1		X
G507-5346776	AUC-8UU069 AL-IGW3139 AUC-8UU0288	A346776	CAPACITOR, ignition (CONDENSER), distributor, assembly	ea	1	1		X
H101-0131875		131875	SCREW, mach, No 6-32NC-2 x 3/8	ea	1	%		H-1
H001-7023561		131181	WASHER, lock, No 6	ea	1	%		H-1
G510-7372091	SW-78282	7372091	CLAMP, tachometer adapter housing	ea	1	%		X
G507-7324173	AL-IG514	7324173	CONTACT, cap (carbon button)	ea	1	%		X
G510-0152065	AL-IGC4701-1		CUP, grease, tachometer adapter (See Group 2208.2). DISTRIBUTOR, assembly (Issue until stock is exhausted, then use DISTRIBUTOR, AL-IAD4006).	ea	1	%		X
G510-7706806	AL-IAD4006	7706806	DISTRIBUTOR, assembly (Issue until stock is exhausted, then use DISTRIBUTOR, AL-IAD6001-1C).	ea	1	%		X
G513-7743704	AUC-8UU3470A AL-IAD6001-1C	7743704	DISTRIBUTOR, assembly (Issue only when stock on DISTRIBUTU- TOR, AL-IAD4006 and AL-IGC4701-1 have been exhausted).	ea	1	1		X
H001-0131875		131875	SCREW, mach, No 6-32NC-2 x 3/8	ea	1	%		X
H001-7023561		131181	WASHER, lock, No 6	ea	1	%		X
G509-7704160	SW-101329	7704160	GEAR, distributor and tachometer drive adapter, w/integral SHAFT GEAR, tachometer, driven, w/integral SHAFT (In adapter) (See Group 2208.2).	ea	1	%		X
G510-7372092	SW-101331	7372092	HOUSING, tachometer drive adapter	ea	1	%		X
G116-0400060	AL-IGP3028		LEVER, stationary contact (movable point) (Issue until stock is ex- hausted, then use POINT SET, A346774) (Also available as part of POINT SET A346774).	ea	1	%		X
G116-1782009	AL-IGC175	A346778	SCREW	ea	1	%		X
H001-7023561		131181	WASHER, lock, No 6	ea	1	%		H-1
H001-7043561		131014	WASHER, plain, No 6	ea	1	%		H-1
G503-5175383	AL-X490	5175383	OILER, drive type spring cap, 1/4 in (distributor) (Used with DIS- TRIBUTOR, AL-IGC4701-1) (Also available as part of KIT, AL-KIT5).	ea	1	%		X

G503-7706772	AL-IAD2004	7706772	PLATE, breaker, assembly (Used with DISTRIBUTORS, AL-IAD4006 and AL-IAD60011C).	ea	1	%	%	X
H101-0132100	-----	132100	SCREW, mach, No 10-32NF-2 x 5/16 (Used with PLATE, AL-IGC2148C).	ea	2	%	%	H-1 X
G503-7706796	AL-X2878	7706796	SCREW, mach, fl-hd, S, cd or zn-pltd, No 10-32NC-2 5/8 (Used with PLATE, AL-IAD2004).	ea	2	%	%	X
H001-7025621	-----	120217	WASHER, lock, No 10	ea	2	%	%	H-1 X
G121-0340306	AL-IGC2148C	-----	PLATE, breaker, w/CAPACITOR and POINT SET assembly (Used with DISTRIBUTOR, AL-IGC4701-1).	ea	1	%	%	X
G507-7324172	AL-IGSS2	7324172	PLUG, cap (Rubber) (Used with DISTRIBUTOR, AL-IGC4701-1) (Also available as part of KIT, AL-KIT5).	ea	1	%	%	X
G507-5346774	AL-IGPP3028FS	A346774	PLUG, tachometer adapter (See Group 2208.2). POINT SET, distributor	ea	1	1	1	X
	-----	-----	Consists of:					
	AL-IGC1149	-----	1 BRACKET, stationary, point (subgroup 0604.1). <sup>6</sup>					
	AL-IGP3028	-----	1 LEVER, movable, point (subgroup 0604.1). <sup>6</sup>					
G502-7702637	AL-IGL8	7702637	1 SPRING, movable point lever (subgroup 0604.1). <sup>6</sup> POST, terminal assembly (Used with DISTRIBUTORS, AL-IAD4006 and AL-IAD6001-1C).	ea	1	%	%	X
H001-4135681	-----	120614	NUT, mach screw, No 10-32NF-2	ea	2	%	%	H-1 X
H001-7025621	-----	120217	WASHER, lock, No 10	ea	2	%	%	H-1 X
H001-7043621	-----	120391	WASHER, plain, No 10	ea	1	%	%	H-1 X
H101-0135764	-----	135764	RIVET, tubular, 1/2 x 1 1/2 (Cap spring) (Used with DISTRIBUTOR, AL-IGC4701-1).	ea	2	%	%	H-1 X
G116-1773638	AL-IGS1016B	-----	ROTOR, distributor, ignition	ea	1	1	1	X
H001-5025541	AUC-8UUV35	214003	SCREW, cap, 1/4-20NC-2 x 1 (Tachometer drive adapter housing clamp).	ea	1	%	%	H-1 X
G507-7706775	AL-IAD2015	7706775	SEAL, breaker plate	ea	1	%	%	X
G691-7744036	AL-IG515A	7744036	SPRING, cap, contact carbon (Used with DISTRIBUTOR, AL-IAD4006 and AL-IAD6001-1C).	ea	1	%	%	X
G507-7324174	AL-IG515	7324174	SPRING, compression, conical, music wire, 6 coil (cap, contact carbon) (Used with DISTRIBUTOR, AL-4701-1).	ea	1	%	%	X
G121-0389891	AL-IGP30	B266573	SPRING, flat, S, blued, 1/8 wide x 0.017 thk (movable point lever) (Issue until stock is exhausted, then use POINT SET, A346774) (Also available as part of POINT SET A346774).	ea	1	%	%	X
H001-7023681	-----	121637	WASHER, lock, 1/4 in (Tachometer drive adapter housing clamp screw).	ea	1	%	%	H-1 X
G510-7377546	AUC-8UUA0115	7377546	<b>0605—Ignition Coil, Wiring and Spark Plugs</b>					
	AUC-16BB9623	-----	CABLE SET, ignition wiring	ea	1	%	%	X
	AUC-8UUV014	-----	Consists of: 1 CABLE, coil to distributor, secondary. 1 CABLE, high tension, coil to distributor, assembly.					

(1) STOCK NO.	(2) MFR'S PART NO.	(3) ORDNANCE PART NO.	(4) DESCRIPTION	(5) UNIT OF ISSUE	(6) QUAN INCORP IN UNIT	(7) ORGANIZATIONAL ALLOWANCES		(8) REFERENCE SYMBOLS
						NO. OF MAJOR ITEMS PER CO, BTRY, OR TRP	13-48 (b)	
			<b>ORGANIZATIONAL SPARE PARTS FOR—Continued</b>					
			<b>GROUP 06—ELECTRICAL SYSTEM—Continued</b>					
			<b>0605—Ignition Coil, Wiring and Spark Plugs—Continued</b>					
			CABLE SET, ignition wiring—Continued					
			Consists of—Continued					
	AUC-8UU030024A		1 CABLE, No 1 spark plug, assembly.	ea	1	1		X
	AUC-8UU030029A		1 CABLE, No 2 spark plug, assembly.	ea	1	1		X
	AUC-8UU030034A		1 CABLE, No 3 spark plug, assembly.	ea	1	1		X
	AUC-8UU030042A		1 CABLE, No 4 spark plug, assembly.	ea	1	1		X
	AUC-8UU030049A		1 CABLE, No 5 spark plug, assembly.	ea	1	1		X
	AUC-8UU030050A		1 CABLE, No 6 spark plug, assembly.	ea	1	1		X
	AUC-8A0179	120095	8 NIPPLE. <sup>5</sup>	ea	1	1		X
G503-7706811	AL-1G4090A	7706811	COIL, assembly (Issue until stock is exhausted, then use COIL, AL-1G4070H).	ea	1	1		X
C510-0139784	AUC-8BL0120A		COIL, assembly (Issue until stock is exhausted, then use COIL, 7539092).	ea	1	1		X
	AL-1G4070H		AL-1G4070H, has been exhausted).	ea	1	1		X
G509-7539092	AUC-8BLA0120	7539092	COIL, assembly (Issue only when stock on COIL, AL-1G4090A and AL-1G4070H, has been exhausted).	ea	6	%		X
			GASKET, annular, 14mm ID, 2 $\frac{1}{2}$ OD, (Spark plug)	ea	6	%		H-2
H102-0150189		150189	NIPPLE, insulating, distributor, 7mm cable, rubber, $\frac{3}{16}$ in ID body	ea	8	%		H-4
H004-0345000		120095	(Ignition wiring cable) (Also available as part of CABLE SET, AUC-8UUA0115).	ea	6	%		X
H004-0501008		501008	PLUG, spark, 14mm ( $\frac{3}{8}$ in thread length), cold, $\frac{13}{16}$ in hex	ea	6	6		H-4
			<b>0607—Instruments, Wiring Harness and Switches</b>					
G116-0400021	AUC-16UKS3630	B280885	AMMETER, assembly	ea	1	%		X
G514-7540357	SW-4440051	7540357	AMMETER, auxiliary, assembly	ea	1	%		X
	AUC-16UKSA 3630							
G116-1594664	SW-444068	7017107	GAGE, air pressure, assembly	ea	1	%		X
	AUC-25UKS332							
G116-0400771	SW-441023		GAGE, fuel level, assembly	ea	1	%		X

G116-0400772	AUC-16UKS 3775 SW-444063 AUC-16UKS 3564	7017710 B266381	GAGE, oil pressure, assembly	ea	1	%	%	X
8240-442080-74	SW-442080-74 AUC-16UKS 32040		GAGE, water temperature, assembly	ea	1	%	%	X
G510-7377701 G502-5261936	AUC-16UKS3740 DR-1990550 AUC-16WA 22731	7377701 A214532	HARNESSES, wiring, instrument panel to junction block, assembly KNOB, instrument light switch	ea ea	1 1	% %	% %	X X
G503-7036866	DR-1990544 AUC-16W22731	7036866	KNOB, light switch, w/set SCREW, assembly (Used with SWITCH, 506605).	ea	1	%	%	X
H104-0173029		173029	LAMP, elec, incand, min, 12-16 v, dble-tun-til, No 1176, 21-6 cp (dble contact cand bay, base, S-8 bulb, C-2R-C-12 fil) (Instrument light).	ea	5	2	3	H-4 X
G510-7346551 G671-5636599	AUC-16UKSA2951 DR-1994522 AUC-16WG41241	7346551 C136599	SOCKET, instrument panel light, assembly SWITCH, blackout light, assembly (Used after Serial No U-7144-T-A10299).	ea ea	5 1	% %	% %	X X
H004-0506605		506605	SWITCH, blackout, light, push-pull, safety lock, 4-position, assy (7 circuits) (Blackout and head light) (Used on vehicle through Serial No U-7144-T-A10299) (Optional with SWITCH, 506602).	ea	1	%	%	H-4 X
G506-5296387	DR-1997797 AUC-16UKS2420	A296387	SWITCH, ignition, assembly	ea	1	%	%	X
G510-7706498	DR-1997772 AUC-16UKS 32672	7706498	SWITCH, instrument light, assembly	ea	1	%	%	X
H004-0506602		506602	SWITCH, light, push-pull, 2-position, assy (Blackout driving light) (Used on vehicle, Serial No 1 through U-7144-T-A10299) (Optional with SWITCH, 506605).	ea	1	%	%	H-4 X
G510-7706791	AL-SP2188 AUC-16UKS 32676	7706791	<b>0608—Switches and Circuit Breakers</b> BLOCK, junction, chassis wiring	ea	1	%	%	X
H001-4026501 H001-5150151 H001-7025681 G510-7088769		220069 133043 120380 7088769	NUT, hex, 1/4-20NC-2 SCREW, mach, 1/4-20NC-2 x 3/4 WASHER, lock, 1/4 in. BREAKER, circuit, automatic reset, 50 amp (starter series parallel switch (50 amp)) (Issue only when block on BREAKER, 7033355 has been exhausted).	ea ea ea ea	4 4 8 2	% % % %	% % % %	H-1 X X X
H001-4135681 H001-5148881 H001-7025621	AUC-16UKSA 22649	120614 132919 120217	NUT, mach screw, No 10-32NF-2 SCREW, mach, No 10-32NF-2 x 1/8 WASHER, lock, No 10	ea ea ea	4 4 8	% % %	% % %	H-1 X X

(1) STOCK NO.	(2) MFR'S PART NO.	(3) ORDNANCE PART NO.	(4) DESCRIPTION	(5) UNIT OF ISSUE	(6) QUAN INCORP IN UNIT	(7) ORGANIZATIONAL ALLOWANCES		(8) REFERENCE SYMBOLS
						1-12 (a)	13-48 (b)	
<b>ORGANIZATIONAL SPARE PARTS FOR—Continued</b>								
<b>GROUP 06—ELECTRICAL SYSTEM—Continued</b>								
<b>0608—Switches and Circuit Breakers—Continued</b>								
G104-1526007	SPT-CDA30 AUC-16URK 22649A	7331503 B199968F	BREAKER, circuit horn, assembly-----	ea	2	%	%	X
H001-4135621	-----	120622	NUT, mach screw, No 8-32NC-2-----	ea	4	%	%	H-1
H101-0132768	-----	132768	SCREW, mach, No 8-32NC-2 x 3/4-----	ea	4	%	%	H-1
H001-7025591	-----	121841	WASHER, lock, No 8-----	ea	8	%	%	H-1
G510-7033355	SPT-B5500 AUC-16UKS 22649	7033355	BREAKER, circuit, starter series parallel switch (Issue until stock is exhausted, then use BREAKER, 7088769).	ea	1	%	%	X
G160-0393850	BWE-221363 AUC-25NT 0130S	-----	KIT, repair, stop light switch.-----	ea	†	%	%	X
Consists of:								
1 CONNECTOR, terminal.								
1 DIAPHRAGM.								
2 NUT, terminal screw.								
1 SCREW, terminal.								
1 SCREW, terminal.								
1 SPRING, plunger.								
2 TERMINAL.								
G510-7706496	DR-1997013 AUC-16UKS3699	7706496	SWITCH, dimmer, head light, assembly (Issue until stock is exhausted, then use SWITCH, 7000419).	ea	1	%	%	X
G508-7000419	DR-1997014	7000419	SWITCH, dimmer, head light, assembly (Issue only when stock on SWITCH, DR-1997013 has been exhausted).	ea	1	%	%	X

H001-5090641	120585	SCREW, mach, 1/4-20NC-2 x 5/8	ea	2	%	%	H-1	X	
H001-7016621	138604	WASHER, lock external teeth, 1/4 in	ea	2	%	%	H-1	X	
G160-0393786	A142580	SWITCH, stop light	ea	1	%	%	H-1	X	
	AUC-25NT12130								
<b>0609.1—Head, Tail and Marker Lights</b>									
H004-0504435	504435	DOOR, blackout marker light, w/LENS and FILTER, assy	ea	2	%	%	H-4	X	
H101-0134235	134235	SCREW, mach, No 8-32NC-2 x 7/8	ea	2	%	%	H-1	X	
H004-0504432	504432	DOOR, blackout tail light and service tail and stoplight (LH)	ea	1	%	%	H-4	X	
H004-0504430	504430	DOOR, blackout tail and stoplight (RH)	ea	1	%	%	H-4	X	
G508-5282768	A282768	SCREW, blackout tail and stoplight door, mach, rd-hd, S, znpitd, No 8 (0.164)-32NC-2 x 1 1/4	ea	4	%	%	H-4	X	
	GL-5933069								
H004-0504426	504426	DOOR, headlight, assembly	ea	1	%	%	H-4	X	
H001-5125831	131963	SCREW, mach, No 8-32NC-2 x 3/8	ea	1	%	%	H-1	X	
G508-5265618	A265618	GASKET, rubber blackout marker light door	ea	2	%	%	H-1	X	
G691-7538583	7538583	HARNES, head light, w/CONNECTOR, assembly	ea	2	%	%	H-1	X	
	AUC-16UKSA 0992								
H104-0142303	142303	LAMP, elec, incand, min, 6-8 v, sgle-tun-til, No 63, 3 cp (sgle contact cand-bay-base, G-6 bulb, C-2R fil) (Blackout marker light)	ea	2	%	%	H-4	X	
H004-0504423	504423	LAMP-UNIT, blackout stoplight, sealed, one-opening, 6-8 v, 3 cp (upper)	ea	1	%	%	H-4	X	
H004-0504420	504420	LAMP-UNIT, blackout tail light sealed, 4-opening, 6-8 v, 3 cp (lower)	ea	2	%	%	H-4	X	
H004-0504433	504433	LAMP-UNIT, incand, blackout driving, sealed, shielded, metal reflector, 6-8 v, No 2405, 15 w, 10 cp, C-6 fil (8-32NC-2 screw terminal)	ea	1	%	%	H-4	X	
H104-0193142	193142	LAMP-UNIT, incand, sealed, all-glass, dble-tun-til, 3-contact lug base, 6-8 v, No 4030, 40-30 w (PAR-56 bulb, C-6 fil) (head light)	ea	2	%	%	H-4	X	
H004-0504417	504417	LAMP-UNIT, service tail and stop light, sealed, 6-8 v, 21-3 cp (upper)	ea	1	%	%	H-4	X	
G511-7538184	7538184	LIGHT, head, assembly	ea	2	%	%	H-4	X	
	GL-1011J AUC-16UKSA460								
H004-0504424	504424	LIGHT, head, blackout, driving shielded, 6-8 v, assy	ea	1	%	%	H-4	X	
H001-4026541	220071	NUT, hex, 3/8-16NC-2	ea	2	%	%	H-1	X	
H001-7025741	120382	WASHER, lock, 3/8 in	ea	2	%	%	H-1	X	
H001-7043741	120394	WASHER, plain, 3/8 in	ea	2	%	%	H-1	X	
H004-0504439	504439	LIGHT, marker, blackout, type C pinless mounting base, 6-8 v, assy	ea	2	%	%	H-4	X	
H004-0504413	504413	LIGHT, tail and stop, blackout, 6-8 v, 7/8 in studs, assy (RH)	ea	1	%	%	H-4	X	
H004-0504406	504406	LIGHT, tail and stop, blackout and service (only tail light for blackout), 6-8 v, 7/8 in studs, assy (LH)	ea	1	%	%	H-4	X	
G741-7526288	7526288	MOULDING, head light	ea	2	%	%	H-4	X	
G085-1482056	GL-922690	SCREW	ea	2	%	%	H-4	X	
H004-0504427	504427	RING and SPRING, sealed head lamp-unit, assy	ea	1	%	%	H-4	X	



(1) STOCK NO.	(2) MFR'S PART NO.	(3) ORDNANCE PART NO.	(4) DESCRIPTION	(5) UNIT OF ISSUE	(6) QUAN INCORP IN UNIT	(7) ORGANIZATIONAL ALLOWANCES		(8) REFERENCE SYMBOLS
						1-12 (a)	13-48 (b)	
<b>ORGANIZATIONAL SPARE PARTS FOR—Continued</b>								
<b>GROUP 06—ELECTRICAL SYSTEM—Continued</b>								
<b>0609.1—Head, Tail and Marker Lights—Continued</b>								
G116-0401400	GL-5931243 AUC-16URK 0286		RING, retaining, head light door-----	ea	1	%	%	X
G085-3302920	GL-924552 AUC-16URK 0759		SCREW, service head light lamp univ mounting ring (sp, stls-S, No 8-32NC-2 x 2 <sup>1</sup> / <sub>6</sub> ).-----	ea	6	%	%	X
<b>0610—Sending Unit</b>								
G067-1600240	AUC-16DFL0788	A214389	GASKET, fuel level sending unit-----	ea	1	%	%	X
8240-100238	AUC-8A31017 AUC-16DFLB 9786		UNIT, sending, fuel level, assembly-----	ea	1	%	%	X
<b>0612—Batteries</b>								
H015-0801030		51-A-1562- 150	ACID, sulfuric, storage battery, dilute (electrolyte) special, specific gravity 1.270, 1-1 gal (U S) container.	ea	2	2	2	H-15 X
H015-0500905		500905	BATTERY, storage, lead acid, No 4H, charged, dry (6 v-3 cell, 150 amp hr rating, 13 <sup>1</sup> / <sub>8</sub> x 7 <sup>1</sup> / <sub>8</sub> x 9 <sup>3</sup> / <sub>8</sub> ).-----	ea	2	2	2	H-15 X
H004-0116300		501924	BOLT, battery terminal, sq-hd, S, lead coated, <sup>5</sup> / <sub>16</sub> -18NC, w/NUT-----	ea	2	%	%	H-4 X
G510-7366134	AUC-16UKS350	7366134	CABLE, ground, assembly (closed cab only)-----	ea	1	%	%	X
H001-4026541		220071	NUT, hex, <sup>3</sup> / <sub>8</sub> -16NC-2-----	ea	1	%	%	H-1 X
H101-0215450		215450	SCREW, cap, <sup>3</sup> / <sub>8</sub> -16NC-2 x 1-----	ea	1	%	%	H-1 X
H001-7025741		120382	WASHER, lock, <sup>3</sup> / <sub>8</sub> in.-----	ea	2	%	%	H-1 X
G510-7366135	AUC-16UKSF350	7366135	CABLE, ground, assembly (open cab only)-----	ea	1	%	%	X
H001-4026541		220071	NUT, hex, <sup>3</sup> / <sub>8</sub> -16NC-2-----	ea	1	%	%	H-1 X
H101-0215450		215450	SCREW, cap, <sup>3</sup> / <sub>8</sub> -16NC-2 x 1-----	ea	1	%	%	X
H001-7025741		120382	WASHER, lock, <sup>3</sup> / <sub>8</sub> in.-----	ea	2	%	%	X
G510-7065818	AUC-16UKS31460	7065818	FRAME, hold-down, assembly (closed cab only)-----	ea	1	%	%	X

G510-7065819	AUC-16UKSF 31460	7065819	FRAME, hold-down, assembly (open cab only)-----	ea	1	%	%	X	
H004-0365726	-----	507119	TERMINAL, battery cable, solder, elbow, clamp type, split barrel, pos, No 1/0 AWG cable.	ea	2	%	%	H-4 X	
<b>0613.1—Chassis Wiring Cables</b>									
G510-7366098	AUC-16UKSFB 3590	7366098	CABLE, battery to starter magnetic switch, w/TERMINALS, as- sembly.	ea	1	%	%	X	
G510-7371949	AUC-16UKKS3520A	7371949	CABLE, generator to regulator, w/TERMINALS, assembly-----	ea	1	%	%	X X	
G510-7366088	AUC-16UKKS3580	7366088	CABLE, magnetic switch to starter, w/TERMINALS, assembly-----	ea	1	%	%	X X	
G510-7366089	AUC-16UKSA3590	7366089	CABLE, series parallel switch to battery negative post, w/TERMI- NALS, assembly.	ea	1	%	%	X X	
G510-7366090	AUC-16UKKS3590	7366090	CABLE, series parallel switch to battery positive post, w/TERMI- NALS, assembly.	ea	1	%	%	X	
<b>0615—Radio Suppression</b>									
G510-7371949	AUC-16UKKS3520A	7371949	CABLE, generator to regulator, w/TERMINALS, assembly (Shielded)	ea	1	%	%	X	
G510-7371950	AUC-16UKKST2623	7371950	CABLE, jumper, ammeter to filter, w/TERMINALS, assembly-----	ea	1	%	%	X X	
G510-7371951	AUC-16UKKSV2623	7371951	CABLE, jumper, ignition coil to filter, w/TERMINALS, assembly-----	ea	1	%	%	X X	
G251-7371952	AUC-16UKKSU2623	7371952	CABLE, jumper, ignition switch to filter, w/TERMINALS, assembly-----	ea	1	%	%	X X	
G251-7371953	AUC-16UKKSS2623	7371953	CABLE, jumper, regulator to filter, w/TERMINALS, assembly-----	ea	1	%	%	X X	
0600-16UKS	AUC-16UKKS22124	-----	CAPACITOR (CONDENSER), generator-----	ea	1	%	%	X X	
22124	-----	-----	-----	-----	-----	-----	-----	-----	
G510-7371954	DTC-5B33M1	7371954	CAPACITOR (CONDENSER), ignition coil-----	ea	1	%	%	X	
-----	AUC-16UKS	-----	-----	-----	-----	-----	-----	-----	
-----	22125	-----	-----	-----	-----	-----	-----	-----	
H101-0216933	-----	216933	SCREW, cap, 5/16-18NC-2 x 1 1/4-----	ea	1	%	%	H-1 X	
H001-7124741	-----	178551	WASHER, lock, internal-external teeth, 3/8 x 0.985-----	ea	2	%	%	H-1 X	
0600-16UKS	AUC-16UKSA42768	-----	FILTER, dual unit, assembly-----	ea	1	%	%	X	
42768	-----	-----	-----	-----	-----	-----	-----	-----	
H001-4026521	-----	220070	NUT, hex, 5/16-18NC-2-----	ea	4	%	%	H-1 X	
H101-0216933	-----	216933	SCREW, cap, 5/16-18NC-2 x 1 1/4-----	ea	4	%	%	H-1 X	
H101-0180322	-----	180322	WASHER, lock, internal teeth, 5/16 in-----	ea	8	%	%	H-1 X	
G691-7377674	AUC-8UKKS2508	7377674	SUPPRESSOR, ignition distributor-----	ea	1	%	%	X X	
G691-7377673	AUC-8UKKS2506	7377673	SUPPRESSOR, spark plug-----	ea	6	%	%	X X	
<b>0617—Trailer Coupling (Electric)</b>									
G600-0131223	AUC-16URK31570	7071421	CABLE, lighting, assembly-----	ea	1	%	%	X	
-----	-----	C80422	-----	-----	-----	-----	-----	-----	
H004-0329000	-----	500705	COVER, electric brake coupling socket-----	ea	1	%	%	H-4 X	
H001-4027501	-----	218584	NUT, hex, 1/4-28NF-2-----	ea	4	%	%	H-1 X	
H101-0187865	-----	187865	SCREW, mach, 1/4-28NF-2 x 1/2-----	ea	2	%	%	H-1 X	
H101-0214419	-----	214419	SCREW, mach, 1/4-28NF-2 x 3/4-----	ea	2	%	%	H-1 X	
H001-7025681	-----	120380	WASHER, lock, 1/4 in-----	ea	4	%	%	H-1 X	

(1) STOCK NO.	(2) MFR'S PART NO.	(3) ORDNANCE PART NO.	(4) DESCRIPTION	(5) UNIT OF ISSUE	(6) QUAN IN UNIT	(7) ORGANIZATIONAL ALLOWANCES		(8) REFERENCE SYMBOLS
						1-12 (a)	13-48 (b)	
						NO. OF MAJOR ITEMS PER CO. BTRY, OR TRP		
<b>ORGANIZATIONAL SPARE PARTS FOR—Continued</b>								
<b>GROUP 06—ELECTRICAL SYSTEM—Continued</b>								
<b>0617—Trailer Coupling (Electric)—Continued</b>								
H004-0500495		500495	GASKET, ring, coupling socket cover, rubber, 1 3/4 ID, 4 1/2 OD, 1/16 thk.	ea	1	%	%	H-4
H004-0500497		500497	RING, coupling socket cover, S, 3 1/2 ID, 4 1/2 OD, 0.083 thk (dust shield retainer ring).	ea	1	%	%	H-4
H004-0500703		500703	SOCKET, coupling, 4 contact, w/hinged COVER.	ea	1	%	%	H-4
H001-4026541		220071	NUT, hex, 3/8-16NC-2	ea	2	%	%	H-1
H101-0215450		215450	SCREW, cap, 3/8-16NC-2 x 1	ea	2	%	%	H-1
H001-7025741		120382	WASHER, lock, 3/8 in.	ea	4	%	%	H-1
<b>GROUP 07—TRANSMISSION</b>								
<b>0701—Case</b>								
H002-0541514		541514	PLUG, drain, 1 1/4 NPT (magnetic).	ea	1	%	%	H-2
H006-0283915		219200	PLUG, pipe, 1/2 in (oil level)	ea	1	%	%	H-6
H006-0283930		219306	PLUG, pipe, 1 1/4 in (filler)	ea	1	%	%	H-6
<b>0704—Shifter Shafts, Forks, Gear Shift Hand Lever</b>								
G510-7377682	AUC-10T2408	7377682	KNOB, gear shift hand lever	ea	1	%	%	X
G510-7366112	AUC-10UU0130	7366112	LEVER, hand gear shift, assembly	ea	1	%	%	X
<b>GROUP 08—TRANSFER</b>								
<b>0800—Transfer Assembly</b>								
45-E-8902		45-E-8902	ELBOW, lubricating fitting, angle 90 deg, 1/8-27NPT, male x 1/8-27NPT, female (case front support).	ea	2	%	%	H-16
45-F-448-200		45-F-448-200	FITTING, lubricating, hydraulic type, 1/8-27NPT, male (case front support).	ea	2	%	%	H-16

0801—Case

H006-0283755  
H006-0283920

113185  
219302

PLUG, pipe, 3/8 in (oil drain)  
PLUG, pipe, 3/4 in (oil filler)

ea 1 1 % % H-6 X  
ea 1 1 % % H-6 X

0804—Shifter Shafts, Forks

H102-0145633  
H002-0100160  
45-E-8902

145633  
104921  
45-E-8902

BALL, 3/8 in (detent, front axle output shaft sliding clutch fork)  
BALL, 1/8 in (detent, high and low range, shifter shaft)  
ELBOW, lubricating fitting, angle 90 deg, 1/8-27NPT, male x 1/8-27NPT, female  
FITTING, lubricating, hydraulic type, 1/8-27NPT, male

ea 1 1 % % H-2 X  
ea 1 1 % % H-2 X  
ea 1 1 % % H-16 X  
ea 4 4 % % H-16 X

0600-10T2408  
H001-4027581

AUC-10T2408

214267

KNOB, gear shift hand lever  
NUT, hex, 1/2-20NF-2 (transfer gear shift control and front axle output shaft shifting rod yoke)  
PIN, clevis, 3/8 x 5/16 (front axle output shaft shifting rod link) (lever end)

ea 2 2 % % H-1 X  
ea 4 4 % % H-1 X  
ea 1 1 % % H-1 X

H001-0811039  
H001-7043741  
H001-0823002

103373  
120394  
114783

PIN, cotter, 3/8 x 3/4  
WASHER, plain, 3/8 in  
PIN, clevis, 1/4 x 3/4 (front axle output shaft shifting rod link) (shaft end)

ea 1 1 % % H-1 X  
ea 2 2 % % H-1 X  
ea 1 1 % % H-1 X

H001-0811025  
H001-0823006

103361  
114787

PIN, cotter, 1/16 x 1/2  
PIN, clevis, 1/2 x 1 13/64 (transfer gear shift control and front axle output shaft shifting rod)

ea 1 1 % % H-1 X  
ea 4 4 % % H-1 X

H001-0811050  
H101-0144245

103384  
144245

PIN, cotter, 1/8 x 3/4  
YOKE, rod end, 1/2-20NF-2 (transfer gear shift control and front axle output shaft shifting rod)

ea 4 4 % % H-1 X  
ea 4 4 % % H-1 X

GROUP 09—PROPELLER SHAFT

0900.1—Propeller Shaft (Transmission to Transfer)

G104-1531675

SP-K5-14-29  
AUC-3LE0218

A214480

CAP, dust (sleeve) yoke

ea 1 1 % % X

45-F-448-200

45-F-448-200

FITTING, lubricating, hydraulic type, 1/8-27NPT, male (universal joint journal) (Also available as part of KIT, A294020).

ea 2 2 % % H-16 X

G104-1593795  
G104-0601231

SP-K5-86-79  
SP-98-741  
AUC-3GGE0647A

A214484  
A214479

GASKET, journal (propeller shaft universal joint)  
PLATE, locking, propeller shaft, universal joint (journal bearing cap) screw

ea 8 8 % % X  
ea 8 8 % % X

H006-0283192  
G104-1767607

SP-K5-76-17  
AUC-3UN0728

118831  
A214485

PLUG, pipe, 1/8 in (Sleeve yoke)  
RETAINER, propeller shaft (universal joint) journal gasket (bearing oil seal)

ea 1 1 % % X  
ea 8 8 % % X

G104-0601651

SP-5-73-109  
AUC-3UN0648

A214483

SCREW, hex-hd, s-fn, alloy-S, 5/16-24NF-2 x 3/8 (universal joint journal bearing cap)

ea 16 16 % % X

(1) STOCK NO.	(2) MFR'S PART NO.	(3) ORDNANCE PART NO.	(4) DESCRIPTION	(5) UNIT OF ISSUE	(6) QUAN INCORP IN UNIT	(7) ORGANIZATIONAL ALLOWANCES		(8) REFERENCE SYMBOLS
						NO. OF MAJOR ITEMS PER CO, BTRY, OR TRP		
						1-12 (a)	13-48 (b)	
<b>ORGANIZATIONAL SPARE PARTS FOR—Continued</b>								
<b>GROUP 09—PROPELLER SHAFT—Continued</b>								
<b>0900.1—Propeller Shaft (Transmission to Transfer)—Continued</b>								
			SHAFT, propeller, w/universal JOINTS, assembly-----	ea	1	%	%	X
8080-74058SF	SP-7405-SSF		BOLT, $\frac{3}{8}$ -24NF-2 x $1\frac{1}{8}$ -----	ea	16	%	%	X
G510-7372499	AUC-30LE4110 AUC-3Y2222A	7372499	NUT, hex, $\frac{3}{8}$ -24NF-2-----	ea	16	%	%	H-1
H001-4167601		120369	WASHER, lock, $\frac{3}{8}$ in-----	ea	16	%	%	H-1
H001-7025741		120382	VALVE, lubricating, pressure relief, 1,500 lbs, $\frac{1}{8}$ -27NPT, male (universal joint).-----	ea	2	%	%	H-16
45-V-18129-3		45-V- 18129-3	WASHER, sealing (sleeve yoke dust cap) (cork)-----	ea	1	%	%	X
G104-1842719	SP-K5-16-33 AUC-3LE0221	A214482	WASHER, S, split, $2\frac{1}{2}$ in ID x $2\frac{3}{4}$ in OD (sleeve yoke dust cap) (steel).-----	ea	1	%	%	X
G102-0307100	SP-K5-15-33	A214481	YOKE, flange-----	ea	1	%	%	X
G104-0603202	SP-K5-2-379 AUC-3LE0689	C85585	YOKE (sleeve), splined, female, w/PLUG, assy.-----	ea	1	%	%	X
G150-0482434	SP-K5-3-19-8X AUC-3LE0637A	B283066						
<b>0900.2—Propeller Shaft (Transfer to Front Axle)</b>								
			CAP, dust, sleeve yoke.-----	ea	1	%	%	X
G742-5302279	SP-3 $\frac{1}{2}$ -14-19 AUC-3RG0218	A283080	FITTING, lubricating, hydraulic type, $\frac{1}{8}$ -27NPT, male (universal joint journal).-----	ea	2	%	%	H-16
45-F-448-200		45-F-448- 200	GASKET, propeller shaft, universal joint journal.-----	ea	8	%	%	X
G134-0382885	SP-K4-86-119 AUC-3RG0729	A283081	JOINT, slip, assembly.-----	ea	1	%	%	X
8080-1501-14X	SP-1501-14X AUC-3ZD0140D		PLUG, pipe, $\frac{1}{8}$ in (Sleeve yoke)-----	ea	1	%	%	H-6
H006-0283192	SP-K4-76-17	118831	RETAINER, propeller shaft joint journal gasket (universal joint journal bearing oil seal).-----	ea	1	%	%	X
8080-K4-76-17	AUC-3RG0728	A282858		ea	8	%	%	X

G742-5284326	SP-5-73-108	A281983	SCREW, propeller shaft (universal joint journal bearing cap) (Also available as part of KIT, A281868).	ea	16	%	%	X
8080-89641SF	AUC-3GE0648		SHAFT, propeller, w/universal JOINTS, assembly	ea	1	%	%	X
G510-7377665	AUC-30ZD5470J	7377665	BOLT	ea	8	%	%	X
H001-4027581	AUC-3E9222	214267	NUT, hex, 1/2-20NF-2	ea	8	%	%	X
H001-7025801		120384	WASHER, lock, 1/2 in.	ea	8	%	%	X
G742-5281981	SP-98-781	A283083	STRAP, locking propeller shaft joint journal bearing	ea	8	%	%	X
45-V-18129-3	AUC-3RC0647	45-V-18129-3	VALVE, lubricating, pressure relief, 1,500 lbs, 1/8-27NPT, male (universal joint).	ea	2	%	%	X
G136-0382807	SP-K4-16-83	A283088	WASHER, transfer to forward rear axle propeller shaft universal joint, sleeve yoke dust cap (cork)	ea	1	%	%	X
G136-0443060	AUC-3RG0221	A283054	WASHER, universal joint (split), sleeve yoke dust cap (Steel)	ea	1	%	%	X
G122-0482206	SP-K4-2-309	C116190	YOKE, flange	ea	1	%	%	X
G122-0482210	AUC-3ZD0689		YOKE, sleeve, w/PLUG, assembly	ea	1	%	%	X
	AUC-3ZD0637							
<b>0900.3—Propeller Shaft (Transfer to Rear Axle)</b>								
G104-0600201	SP-4-14-19		CAP, dust, sleeve yoke	ea	1	%	%	X
G104-0601201	AUC-3UB0218	A214478	CAP, roller bearing (universal joint journal bearing)	ea	8	%	%	X
45-F-448-200	AUC-3CR0633	45-F-448-200	FITTING, lubricating, hydraulic type, 1/8-27NPT, male (universal joint journal).	ea	2	%	%	X
8080-1601-4X	SP-1601-4X		JOINT, slip, assembly	ea	1	%	%	X
G104-0601231	AUC-3ZUN0140	A214479	PLATE, locking, universal joint (journal bearing cap screw) (Also available as KIT, A294020).	ea	8	%	%	X
H006-0283192	SP-98-741	118831	PLUG, pipe, 1/8 in (sleeve yoke)	ea	1	%	%	X
G104-1767607	AUC-3GE0647A	A214485	RETAINER, journal gasket (universal joint journal bearing oil seal)	ea	8	%	%	X
G104-0601651	SP-K5-76-17	A214483	SCREW, hex-hd, s-fin, alloy-S, 5/16-24NF-2 x 1 1/2 (universal joint journal bearing cap) (Also available as part of KIT, A294020).	ea	16	%	%	X
G104-1593795	SP-5-73-109	A214484	SEAL, oil, universal joint journal bearing	ea	8	%	%	X
8080-8978-1SF	AUC-3UN0729		SHAFT, propeller, w/universal JOINTS, assembly	ea	1	%	%	X
	AUC-30ZDE5302							
G510-7372499	AUC-3Y2222A	7372499	BOLT, 3/8-24NF-2 x 1 1/2	ea	8	%	%	X
G510-7377666	AUC-3T9222	7377666	BOLT, 3/8-24NF-2 x 2	ea	8	%	%	X
H001-4167601		120369	NUT, hex, 3/8-24NF-2	ea	16	%	%	X
H001-7025741		120382	WASHER, lock, 3/8 in.	ea	16	%	%	X

(1) STOCK NO.	(2) MFR'S PART NO.	(3) ORDNANCE PART NO.	(4) DESCRIPTION	(5) UNIT OF ISSUE	(6) QUAN INCORP IN UNIT	(7) ORGANIZATIONAL ALLOWANCES		(8) REFERENCE SYMBOLS
						1-12 (a)	13-48 (b)	
<b>ORGANIZATIONAL SPARE PARTS FOR—Continued</b>								
<b>GROUP 09—PROPELLER SHAFT—Continued</b>								
<b>0900.3—Propeller Shaft (Transfer to Rear Axle)—Continued</b>								
45-V-18129-3		45-V-18129-3	VALVE, lubricating, pressure relief, 1,500 lbs, 1/8-27NPT, male (universal joint).	ea	2	%	%	H-16 X
G104-0602801	SP-K5-16-23 AUC-3DF0221		WASHER, sleeve yoke dust cap (cork)	ea	1	%	%	X
G104-0602871	SP-K5-15-23 AUC-3DF0219		WASHER (split), sleeve yoke universal joint dust cap (steel)	ea	1	%	%	X
G122-0482206	SP-K4-2-309 AUC-3ZD0689	C1116190	YOKE, flange	ea	1	%	%	X
G104-0603301	SP-K5-3-108X AUC-3DF0637		YOKE, sleeve	ea	1	%	%	X
<b>GROUP 10—FRONT AXLE</b>								
<b>1001—Housing</b>								
G116-1569034	TD-3885A1 AUC-4SK0417	B156787	ELBOW, oil filler	ea	1	%	%	X
G116-1594074	TD-2808N300 AUC-4AK069	B156246	GASKET, oil filler plug and inspection plug	ea	2	%	%	X
H106-0143967		143967	PLUG, pipe, 1/2 in (drain)	ea	1	%	%	H-6 X
H006-0283930		219306	PLUG, pipe, 1 1/4 in (oil filler)	ea	1	%	%	H-6 X
<b>1002—Differential</b>								
G116-1594074	TD-2808N300 AUC-4AK069	B156246	GASKET, carrier inspection plug	ea	1	%	%	X
G509-7740797	TD-1850A1 AUC-4FD0176	7740797	PLUG, inspection, carrier	ea	1	%	%	X
<b>1004—Steering Knuckles</b>								
G509-7744956	AUC-9UUA023S	7744956	BALL, w/nut, steering arm, w/NUT, assembly	ea	1	%	%	X

1005.5—Ventilation									
G508-5196397	TD-A1199C1043 AUC-4AA01600	5196397	VENT, differential housing, assembly	ea	1	%	%	X	X
1006—Shafts, Universal Joints, and Flanges									
8500-3870D4	TD3870D4		FLANGE, drive shaft	ea	2	%	%	X	X
H001-4027581	AUC-9ZDK0435	214267	NUT, hex, 1/2-20NF-2	ea	16	%	%	H-1	X
8500-4X509	TD-4X509		STUD	ea	16	%	%	X	X
H001-7025801	AUC-4ZDK0237	120384	WASHER, lock, 1/2 in.	ea	16	%	%	H-1	X
8500-2808W75	TD-2808W75		GASKET, drive shaft flange	ea	2	%	%	X	X
H101-0174855	AUC-9ZDK0436	174855	NUT, hex, 3/8-16NC-3 (drive shaft flange puller screw)	ea	4	%	%	H-1	X
H006-0283905		219190	PLUG, pipe, 1/4 in (universal joint cage, outer)	ea	2	%	%	H-6	X
9520-353256	AUC-S-42	A215791	SCREW, cap, hex-hd, 3/8-16NC-2 x 1 1/2 (drive shaft flange puller)	ea	4	%	%	X	X
GROUP 11—REAR AXLE									
1101—Housing									
H006-0283920		219302	PLUG, pipe, 3/4 in (drain)	ea	1	%	%	H-6	X
H006-0283925		219304	PLUG, pipe, 1 in (filler)	ea	1	%	%	H-6	X
1102—Differential									
G509-7099670	TD-2808D368	7099670	GASKET, carrier inspection plug	ea	1	%	%	X	X
G081-0152220	TD-1850C3 AUC-4NFG032		PLUG, inspection, carrier	ea	1	%	%	X	X
1104.1—Shaft									
G509-0193817	TD-2208A105 AUC-4NFG0351	7085146	GASKET, shaft (Also available as part of GASKET SET, TD-MPS176)	ea	2	%	%	X	X
H001-4027581		214267	NUT, hex, 1/2-20NF-2 (stud)	ea	24	%	%	H-1	X
G102-0302101	TD-1246B28	7535211	PIN, tapered, 1/2 in hole, split, 7/8 (max OD) x 7/16 wide	ea	6	%	%	X	X
G067-0301010	AUC-4G0674	A226020	SCREW, puller, sq-hd, rd-pt, 3/8-16NC-2 x 1 (3/8-16NC-3 x 1)	ea	4	%	%	X	X
	TD-X551	A167450		ea					
	AUC-4A2105		SHAFT, rear axle, w/puller SCREW, assembly	ea	2	%	%	X	X
G509-0383752	TD-A3202K1779			ea	24	%	%	X	X
	AUC-4FKW038			ea					
	TD-4X356		STUD, shaft	ea	24	%	%	X	X
	AUC-4NFG087			ea					
8500-4X356				ea					
H001-7025801		120384	WASHER, lock, 1/2 in (stud)	ea	18	%	%	H-1	X
H001-7017741		135629	WASHER, lock, external teeth, 1/2 in (stud)	ea	6	%	%	H-1	X



(1) STOCK NO.	(2) MFR'S PART NO.	(3) ORDNANCE PART NO.	(4) DESCRIPTION	(5) UNIT OF ISSUE	(6) QUAN INCORP IN UNIT	(7) ORGANIZATIONAL ALLOWANCES		(8) REFERENCE SYMBOLS
						1-12 (a)	13-48 (b)	
<b>ORGANIZATIONAL SPARE PARTS FOR—Continued</b>								
<b>GROUP 11—REAR AXLE—Continued</b>								
<b>1105.5—Ventilation</b>								
G508-5196397	TD-A1199C1043 AUC-4AA1600	A196397	VENT (differential housing), air assembly-----	ea	1	%	%	X
<b>GROUP 12—BRAKES</b>								
<b>1201—Hand Brakes</b>								
G102-0302080	ACC-40S1600 AUC-3N4381	C85636	DISK, hand brake-----	ea	1	%	%	X
45-E-8900	-----	45-E-8900	ELBOW, lubricating fitting, angle 45 deg, $\frac{1}{8}$ -27NPT, male, x $\frac{1}{8}$ -27NPT, female (anchor pin and shoe pin).-----	ea	6	%	%	X
45-E-8902	-----	45-E-8902	ELBOW, lubricating fitting, angle 90 deg, $\frac{1}{8}$ -27NPT, male, x $\frac{1}{8}$ -27NPT, female (transfer lever).-----	ea	1	%	%	X
G510-7377679	AUC-10D2243	7377679	END, rod, hand lever latch rod lever pawl (adjustable)-----	ea	1	%	%	X
45-F-448-200	-----	45-F-448-200	FITTING, lubricating, hydraulic type, $\frac{1}{8}$ -27NPT, male (anchor pin, shoe pin and transfer lever).-----	ea	3	%	%	X
H001-0518035	-----	113782	KEY, Woodruff, $\frac{1}{4}$ x 1 (shaft lever)-----	ea	1	%	%	X
H001-0518048	-----	117979	KEY, Woodruff, $\frac{5}{8}$ x $1\frac{1}{2}$ (hand lever (1), pull rod lever (2))-----	ea	3	%	%	X
G509-0274434	ACC-C557	-----	LEVER, operating, left-----	ea	1	%	%	X
G509-0274435	AUC-10NBO701 ACC-C556	-----	LEVER, operating, right-----	ea	1	%	%	X
H001-0823006	AUC-10NA0701	114787	PIN, clevis, $\frac{1}{2}$ x $1\frac{1}{4}$ -----	ea	8	%	%	X
H001-0811052	-----	103385	PIN, cotter, $\frac{1}{8}$ x 1-----	ea	8	%	%	X
G511-7700718	AUC-4UUA01404 WI-427476	7700718	LINING SET, shoe-----	ea	1	%	%	X
Consists of: 4 LINING. 40 RIVET.								

H001-4167561	120368	NUT, hex, 5/16-24NF-2 (operating lever arm anchor pin set screw)---	ea	4	%	%	H-1	X
H001-4027581	214267	NUT, hex, 1/2-20NF-2 (operating lever arm tie rod)---	ea	2	%	%	H-1	X
G510-7377554	7377554	PAWL, hand lever-----	ea	2	%	%	H-1	X
H101-0219707	219707	NUT, jam, 5/16-24NF-2-----	ea	2	%	%	H-1	X
G510-7377680	7377680	PIN, hand brake lever pawl-----	ea	1	%	%		X
G509-0338729	A214652	PIN, anchor, operating lever arm-----	ea	4	%	%		X
G510-7366166	7366166	PIN, pivot, hand lever-----	ea	1	%	%		X
G509-0338740	B143845	PIN, stgnt, S, 0.7495 x 3 3/8 (shoe)-----	ea	4	%	%		X
G509-0367740	A214655	RETAINER, shoe pin-----	ea	4	%	%		X
H101-0214626	214626	SCREW, cap, 5/16-18NC-2 x 5/8-----	ea	4	%	%	H-1	X
H001-7025711	120214	WASHER, lock, 3/8 in-----	ea	4	%	%	H-1	X
G510-7366167	7366167	ROD, forward-----	ea	1	%	%		X
G510-7377559	7377559	ROD, hand lever pawl-----	ea	1	%	%		X
G102-0204885	A214656	ROD, tie, operating lever arm-----	ea	2	%	%	G-9	X
G510-7539900	7539900	SECTOR, hand lever-----	ea	2	%	%		X
H001-5026781	213741	SCREW, cap, 3/8-16NC-2 x 1 3/4-----	ea	2	%	%	H-1	X
H001-7025741	120382	WASHER, lock, 3/8 in-----	ea	2	%	%	H-1	X
G102-0306520	7033357	SHOE, w/LINING, assembly-----	ea	4	%	%		X
G510-7377676	A323040	SPACER, hand lever sector-----	ea	1	%	%		X
G510-7377557	7377557	SPOON, hand lever-----	ea	1	%	%		X
G510-7377549	7377549	BOLT-----	ea	2	%	%		X
H101-0177573	177573	NUT, hex, 1/4-20NC-2-----	ea	2	%	%	H-1	X
G510-7377553	7377553	SPRING, hand lever pawl rod-----	ea	1	%	%		X
G509-0389766	A214648	SPRING, operating lever arm tie rod-----	ea	2	%	%		X
G509-0389675	A167466	SPRING, release, rear shoe-----	ea	2	%	%		X
H101-0144245	144245	YOKE, rod end, 1/2-20NF-2 (rods)-----	ea	8	%	%	H-1	X
H001-4027481	214267	NUT, hex, 1/2-20NF-2-----	ea	8	%	%	H-1	X
H101-0138080	138080	PIN, clevis, 1/2 x 1 1/4-----	ea	8	%	%	H-1	X
H001-0811052	103385	PIN, cotter, 1/8 x 1-----	ea	8	%	%	H-1	X
H006-0210030	144035	BUSHING, pipe, 1/4 x 1/8 (rear brake anchor pin relief fitting)-----	ea	4	%	%	H-6	X
G509-0131483	TD-2810S253	CAMSHAFT, operating, front brake, left-----	ea	1	%	%		X
	AUC-9FW0459							

1202—Service Brakes

(1) STOCK NO.	(2) MFR'S PART NO.	(3) ORDNANCE PART NO.	(4) DESCRIPTION	(5) UNIT OF ISSUE	(6) QUAN INCORP IN UNIT	(7) ORGANIZATIONAL ALLOWANCES		(8) REFERENCE SYMBOLS
						1-12 (a)	13-48 (b)	
<b>ORGANIZATIONAL SPARE PARTS FOR—Continued</b>								
<b>GROUP 12—BRAKES—Continued</b>								
<b>1202—Service Brakes—Continued</b>								
G509-0131482	TD-2810T254 AUC-9FKW0458		CAMSHAFT, operating, front brake, right.....	ea	1	%	%	X
G509-0131485	TD-2210B1640 AUC-4FKW0154		CAMSHAFT, operating, rear brake, left.....	ea	1	%	%	X
G509-0131484	TD-2210C1641 AUC-4FKW0153		CAMSHAFT, operating, rear brake, right.....	ea	1	%	%	X
G509-0139830	TD-1199R484 AUC-4NFG0164 WI-91175	7085128	COLLAR, rear brake operating camshaft.....	ea	4	%	%	X
G509-0392024	TD-26X4 AUC-4F0671	7085160 A155864	SCREW, set, sq-hd, cup-pt, S, 5/16-18NC-2 x 3/16.....	ea	2	%	%	X
45-E-8900		45-E-8900	ELBOW, lubricating fitting, angle 45 deg, 1/8-27NPT, male x 1/8-27NPT, female.	ea	6	%	%	X
45-F-479-985		45-F-479-985	FITTING, lubricating, pressure vent relief, 14 to 15 lb relief pressure, 1/8-27NPT, male (rear brake anchor pin (4), spider (2) ).	ea	6	%	%	X
H017-0540249		540249	LINING SET, front brake shoe.....	ea	†	%	%	X
			Consists of: 4 LINING, brake shoe. 72 RIVETS, brake shoe lining.					
H017-0540243	AUC-9SK0146 AUC-9AK0147	540243	LINING SET, rear brake shoe.....	ea	†	%	%	X
			Consists of: 32 BOLT, lining. 8 LINING. 32 NUTS, lining bolt. 32 WASHERS, lock, lining bolt.					
G116-2267550	TD-1845A-1 AUC-9SK0251	B159533	LINK (plate), front brake shoe.....	ea	2	%	%	X
8500-10X258	TD-10X258 AUC-9FKW0464		BOLT.....	ea	2	%	%	X
H101-0125043		125043	NUT, castle, 1/2-20NF-2.....	ea	2	%	%	X

H001-0811041 (509-0279846	TD-1229D108 AUC-4G0678	103375 7085130 159739	PIN, cotter, $\frac{3}{32}$ x $1\frac{1}{4}$ LOCK, S, 1 x $1\frac{3}{4}$ x No 8 gage (0.1719) thk	ea ea	2 2	% %	H-1 X	X X
H001-1031005 H001-7025711 G116-1738709	TD-1859B2 AUC-9SK0121	220624 120214 B159524	SCREW, cap, dld f/lk-g-wire, $\frac{5}{16}$ -18NC-2 x $\frac{7}{8}$ WASHER, lock, $\frac{5}{16}$ in. PIN, anchor, front brake shoe.	ea ea ea	2 2 4	% % %	H-1 H-1 H-1	X X X
H001-1167881 H001-1518017 G509-0338702	TD-1259B28 AUC-4G007	124657 121326 7085153	NUT, hex, 1-14NF-2 WASHER, lock, 1 in. PIN, anchor, rear brake shoe.	ea ea ea	4 4 4	% % %	H-1 H-1	X X X
G509-0338707	TD-1246H60	7085131	PIN, brake spring	ea	4	%	X	X
G509-0340200	AUC-4G0155 TD-2297L168 AUC-4G0667	A146156 A146155	PLATE, brake shoe cam (S, 2 lgh)	ea	4	%	X	X
H101-0133841 G116-1740199	TD-2817A1 AUC-9SK0456	133841 B159588	SCREW, mach, $\frac{5}{16}$ -18NC-2 x $1\frac{1}{4}$ PLATE, wear, front brake shoe	ea ea	4 4	% %	H-1	X X
G116-2338705	TD-1846M65 AUC-9SK0457	B159563	PIN, front axle shoe cam plate	ea	4	%	X	X
G509-0369317	TD-1854B80 AUC-4UG01353	A192951	RING, snap, front brake cam	ea	2	%	X	X
G116-0303160	TD-A1-3822F6 AUC-9SKA0300		SHOE, left front brake, lower, w/LINING, assembly	ea	1	%	X	X
G116-0303220	TD-A2-3822F6		SHOE, left front brake, upper, w/LINING, assembly	ea	1	%	X	X
G510-0384923	TD-A28-3222B210 AUC-4FKW0110		SHOE, rear brake, lower, w/LINING, assembly	ea	2	%	X	X
G510-0384922	TD-A27-3222B210 AUC-4FKW0100	7001697	SHOE, rear brake, upper, w/LINING, assembly	ea	2	%	X	X
G116-0303200	TD-A1-3822E5 AUC-9SKA0310		SHOE, right front brake, lower, w/LINING, assembly	ea	1	%	X	X
G116-0303180	TD-A2-3822E5 AUC-9GKW0300		SHOE, right front brake, upper, w/LINING, assembly	ea	1	%	X	X
G116-0303400	TD-2858S97 AUC-9SKA0134	B159597	SPRING, return, front brake shoe	ea	2	%	X	X
G509-0389792	TD-2258A53 AUC-4G679	7085172	SPRING, return, rear brake shoe	ea	4	%	X	X
<b>1206—Pedal. Slack Adjusters</b>								
G509-0101931	BWE-220688 AUC-25AR0881		ADJUSTER, slack, front brake, assembly	ea	2	%	X	X
G509-0101933	BWE-217920 AUC-25AT0881		ADJUSTER, slack, left rear brake, assembly (Issue until stock is ex- hausted, then use ADJUSTER, 7520907).	ea	1	%	X	X
G509-7520907	BWE-222526	7520907	ADJUSTER, slack, left rear brake, assembly	ea	1	%	X	X

(1) STOCK NO.	(2) MFR'S PART NO.	(3) ORDNANCE PART NO.	(4) DESCRIPTION	(5) UNIT OF ISSUE	(6) QUAN INCORP IN UNIT	(7) ORGANIZATIONAL ALLOWANCES		(8) REFERENCE SYMBOLS
						1-12 (a)	13-48 (b)	
						NO. OF MAJOR ITEMS PER CO, BTRY, OR TRP		
<b>ORGANIZATIONAL SPARE PARTS FOR—Continued</b>								
<b>GROUP 12—BRAKES—Continued</b>								
<b>1206—Pedal, Slack Adjusters—Continued</b>								
G509-0101932	BWE-217919		ADJUSTER, slack, right rear brake, assembly-----	ea	1	%	%	X
45-E-8900	AUC-25AS0881	45-E-8900	ELBOW, lubricating fitting, angle 45 deg, 1/8-27NPT, male x 1/8-27NPT female (brake pedal).	ea	1	%	%	H-16
45-F-448-200		45-F-448-200	FITTING, lubricating, hydraulic type, 1/8-27NPT, male (brake pedal).	ea	1	%	%	H-16
H001-4027581		214267	NUT, hex, 1/2-20NF-2 (jam. rod end yoke)-----	ea	2	%	%	H-1
G511-7744906	AUC-10FE2292	7744906	PAD, brake pedal-----	ea	1	%	%	X
H001-0823006		114787	PIN, clevis, 1/2 x 1 1/4 (brake pedal control rod yoke)-----	ea	2	%	%	H-1
H001-0811050		103384	PIN, cotter, 1/8 x 3/4-----	ea	2	%	%	X
G510-7704121	AUC-10D2988	7704121	RING, lock, brake pedal to pedal shaft-----	ea	1	%	%	X
G509-0369317	TD-1854B80	A192951	RING, snap, front brake slack adjuster to camshaft-----	ea	2	%	%	X
G510-7377678	AUC-AUG01353	7377678	SPRING, return, brake pedal-----	ea	1	%	%	X
G510-7704085	AUC-10S2147	7704085	WASHER, brake pedal to pedal shaft-----	ea	1	%	%	X
G116-1843027	AUC-S3316	7014891	WASHER, rear brake slack adjuster-----	ea	4	%	%	X
G160-0443031	AUC-S2536	A168890	WASHER, retaining, slack adjuster, w/dowel, assy (rear brake slack adjuster, w/PIN, assembly).	ea	2	%	%	X
H101-0144245	TD-A1229J166	A173491	YOKE, rod end, 1/2-20NF-2 (brake pedal control rod)-----	ea	2	%	%	H-1
	AUC-25SD0173	144245						
<b>1208.1—Air System Lines and Fittings</b>								
H006-0210030		144035	BUSHING, pipe, 1/4 x 1/8 (air brake line to manifold)-----	ea	1	%	%	H-6
G160-0139647	BWE-217799	7014964	COCK, shut-off, w/o clamping CONNECTOR, assembly (trailer connecting hose).	ea	2	%	%	X
H005-0100624	AUC-25A057	17-C-	CONDUIT, flexible, size 1/16 in-----	ft	†	%	%	H-5
H005-0100623		18036-5	CONDUIT, flexible, size 1/16 in-----	ft	†	%	%	H-5
		17-C-						
		18035-95						

G116-1539989	BWE-205420 AUC-25G0145	-----	CONNECTOR, air brake line to front air brake chamber hose.	ea	2	%	%	X
H006-0101045	-----	504395	CONNECTOR, air brake hose, 1/4 in male pipe end, assy (brake chamber hose).	ea	6	%	%	X H-6
G509-5228623	BWE-205730 AUC-25C027	A228623	CONNECTOR (clamping), assembly (brake line to shut-off cock).	ea	4	%	%	X
H006-0312600	-----	504264	CONNECTOR, tube, compression, 3/8 in tube, 1/4 in male pipe end, assy (brake lines).	ea	11	%	%	X H-6
H006-0312620	-----	504265	CONNECTOR, tube, compression, 3/8 in tube, 3/8 in male pipe end, assy (brake lines).	ea	5	%	%	X H-6
H006-0312640	-----	504266	CONNECTOR, tube, compression, 1/2 in tube, 3/8 in male pipe end, assy (brake lines).	ea	3	%	%	X H-6
G532-5232954	BWE-205465 AUC-25B027	A232954	COUPLING, anchor (brake line).	ea	2	%	%	X
G514-7540263	BWE-220635 AUC-25D256	7540263	COUPLING, dummy, service brake air hose.	ea	1	%	%	X
G509-7014965	BWE-220636 AUC-25F256	7014965	COUPLING, dummy, service brake air hose, w/o bleeder HOLE, assembly.	ea	3	%	%	X
H006-0265010	-----	121619	ELBOW, pipe, 45 deg, br, 1/4 in (brake line).	ea	2	%	%	X H-6
H006-0265505	-----	144118	ELBOW, pipe, 45 deg, MI, 1/4 in (brake chamber).	ea	4	%	%	X H-6
H006-0265485	-----	127961	ELBOW, pipe, 90 deg, 1/2 in (brake line).	ea	1	%	%	X H-6
G510-7377864	BWE-216310 AUC-25C945	7377864	ELBOW, tube, compression, assembly (brake line).	ea	1	%	%	X
H006-0504255	-----	504255	ELBOW, tube, compression, 90 deg, 3/8 in tube, 1/4 in male pipe end, assy (brake line).	ea	13	%	%	X H-6
H006-0504257	-----	504257	ELBOW, tube, compression, 90 deg, 3/8 in tube, 3/8 in male pipe end, assy (brake line).	ea	6	%	%	X H-6
H006-0504258	-----	504258	ELBOW, tube, compression, 90 deg, 1/2 in tube, 3/8 in male pipe end, assy (brake line).	ea	3	%	%	X H-6
H006-0504318	-----	504318	ELBOW, tube, compression, 90 deg, 3/4 in tube, 3/4 in male pipe end, assy (brake line).	ea	3	%	%	X H-6
H007-0100405	-----	33-H-787-125	HOSE, air gage, assembly (Use 3 in TUBING, 44-T-5080-15; (1) BUSHING, 144035; (1) NUT, 116452 and (1) SLEEVE, 114963). HOSE, air, air brake line to front air brake chamber, assembly (Use HOSE, 33-H-787-125; (2) CONNECTOR, BWE-205420 and (2) CONNECTOR, 504395). HOSE, air, air brake line to rear air brake chamber, assembly (Use HOSE, 33-H-787-125 and (4) CONNECTOR, 504395). HOSE, ID 3/8 in.	ft	†	-----	-----	X H-7
			LINE, air compressor to air reservoir, assembly (Use TUBING, 44-T-5080-40; (2) SLEEVE, 504311 and (2) NUT, 504309). LINE, air compressor to governor, assembly (Use TUBING, 44-T-5080-25; (2) SLEEVE, 504261; (2) NUT, 504259). LINE, air gage hose to manifold, assembly (Use TUBING, 44-T-5080-25; (2) SLEEVE, 504261 and (2) NUT, 504259).	-----	-----	%	-----	-----

(1) STOCK NO.	(2) MFR'S PART NO.	(3) ORDNANCE PART NO.	(4) DESCRIPTION	(5) UNIT OF ISSUE	(6) QUAN INCORP IN UNIT	(7) ORGANIZATIONAL ALLOWANCES		(8) REFERENCE SYMBOLS
						1-12 (a)	13-48 (b)	
<b>ORGANIZATIONAL SPARE PARTS FOR—Continued</b>								
<b>GROUP 12—BRAKES—Continued</b>								
<b>1208.1—Air System Lines and Fittings—Continued</b>								
G510-737703	AUC-25UUY01080	737703	LINE, air, air reservoir to air reservoir, assembly (Issue until stock is exhausted, then use TUBING, 44-T-5080-40; (2) SLEEVE, 504311 and (2) NUT, 504309). LINE, cut-out to relay valve, assembly (Use TUBING, 44-T-5080-25; (2) SLEEVE, 504261 and (2) NUT, 504259). LINE, front cut-out cock to air reservoir, assembly (Use TUBING, 44-T-5080-25; (2) SLEEVE, 504261 and (2) NUT, 504259). LINE, front double check valve to foot brake valve, assembly (Use TUBING, 44-T-5080-25; (2) SLEEVE, 504261 and NUT, 504259). LINE, front double check valve to right hand front coupling, assembly (Use TUBING, 44-T-5080-25; (2) SLEEVE, 504259 and (2) NUT, 504261). LINE, front double check valve to stop light switch, assembly (Use TUBING, 44-T-5080-25; (2) SLEEVE, 504261 and (2) NUT, 504259). LINE, governor to air supply valve, assembly (Use TUBING, 44-T-5080-25; (2) SLEEVE, 504261 and (2) NUT, 504259). LINE, hand control valve exhaust, assembly (Use TUBING, 44-T-5080-25; (1) SLEEVE, 504261 and (1) NUT, 504259). LINE, hand control valve to rear check valve, assembly (Use TUBING, 44-T-5080-25; (2) SLEEVE, 200361 and (2) NUT, 200360). LINE, left front brake chamber hose, assembly (Use TUBING, 44-T-5080-25; (2) SLEEVE, 504261 and (2) NUT, 504259). LINE, manifold to air supply valve, assembly (Use TUBING, 44-T-5080-25; (2) SLEEVE, 504261 and (2) NUT, 504259). LINE, manifold to hand control valve, assembly (Use TUBING, 44-T-5080-25; (2) SLEEVE, 504261 and (2) NUT, 504259). LINE, manifold to low pressure indicator, assembly (Use TUBING, 44-T-5080-25; (2) SLEEVE, 504261 and (2) NUT, 504259). LINE, quick release valve to brake chamber hose (Long) (Use TUBING, 44-T-5080-25; SLEEVE, 504261 and NUT, 504259).	ea	1	%	%	X

Part Number	Description	Quantity	Unit	Material	Notes
G160-0287299	BWE-212322 AUC-25E235	B170721			
H006-0504259	504259		ea	1	%
H006-0346200	504260		ea	37	%
H006-0504309	504309		ea	6	%
H006-0504399	504399		ea	4	%
H006-0230415	116452		ea	8	%
H006-0504261	504261		ea	1	%
H006-0504262	504262		ea	37	%
H006-0504311	504311		ea	6	%
H006-0230715	114963		ea	4	%
G510-737756	737756		ea	1	%
H006-0504327	504327		ea	2	%
H006-0504329	504329		ea	1	%
H007-0218065	44-T-5080-15		ft	1	%
H007-0218110	44-T-5080-25		ft	1	%
H007-0218135	44-T-5080-30		ft	1	%
H007-0218131	44-T-5080-40		ft	1	%
H006-0504349	504349		ea	1	%

LINE, quick release valve to brake chamber hose, assembly (Short) (Use TUBING, 44-T-5080-25; SLEEVE, 504261 and NUT, 504259).

LINE, quick release valve to foot brake valve, assembly (Use TUBING, 44-T-5080-25; (2) SLEEVE, 504261 and (2) NUT, 504259).

LINE, rear double check valve to relay valve, assembly (Use TUBING, 44-T-5080-25; (2) SLEEVE, 504261 and (2) NUT, 504259).

LINE, stop light switch to relay valve, assembly (Use TUBING, 44-T-5080-25; (2) SLEEVE, 504261 and (2) NUT, 504259).

LINE, to right front brake chamber hose, assembly (Use TUBING, 44-T-5080-25; (2) SLEEVE, 504261 and (2) NUT, 504259).

LINE, manifold to reservoir, assembly (Use TUBING, 44-T-5080-30; (2) SLEEVE, 504262 and (2) NUT, 504260).

LINE, reservoir to foot brake valve, assembly (Use TUBING, 44-T-5080-30; (2) SLEEVE, 504262 and (2) NUT, 504260).

LINE, reservoir to relay valve, assembly (Use TUBING, 44-T-5080-30; (2) SLEEVE, 504262 and (2) NUT, 504260).

MANIFOLD, air brake lines

NUT, ball sleeve compression tube fitting, 3/8 in (brake line)

NUT, ball sleeve compression tube fitting, 1/2 in (brake line)

NUT, ball sleeve compression tube fitting, 3/4 in (brake line)

NUT, 3/8-20NS (hose connector) (front wheel brake chamber (4), rear wheel brake chamber (4)).

NUT, flared tube fitting, 1/4 in

SLEEVE, ball, compression tube fitting, 3/8 in (brake line)

SLEEVE, ball, compression tube fitting, 1/2 in (brake line)

SLEEVE, ball, compression tube fitting, 3/4 in (brake line)



G160-0287299	BWE-212322	B170721	LINE, quick release valve to brake chamber hose, assembly (Short) (Use TUBING, 44-T-5080-25; SLEEVE, 504261 and NUT, 504259).	ea	1	%	%	X	
H006-0504259	AUC-25E235	504259	LINE, quick release valve to foot brake valve, assembly (Use TUBING, 44-T-5080-25; (2) SLEEVE, 504261 and (2) NUT, 504259).	ea	37	%	%	H-6	X
H006-0346200		504260	LINE, rear double check valve to relay valve, assembly (Use TUBING, 44-T-5080-25; (2) SLEEVE, 504261 and (2) NUT, 504259).	ea	6	%	%	H-6	X
H006-0504309		504309	LINE, stop light switch to relay valve, assembly (Use TUBING, 44-T-5080-25; (2) SLEEVE, 504261 and (2) NUT, 504259).	ea	4	%	%	H-6	X
H006-0504399		504399	LINE, to right front brake chamber hose, assembly (Use TUBING, 44-T-5080-25; (2) SLEEVE, 504261 and (2) NUT, 504259).	ea	8	%	%	H-6	X
H006-0230415		116452	LINE, manifold to reservoir, assembly (Use TUBING, 44-T-5080-30; (2) SLEEVE, 504262 and (2) NUT, 504260).	ea	1	%	%	H-6	X
H006-0504261		504261	LINE, reservoir to foot brake valve, assembly (Use TUBING, 44-T-5080-30; (2) SLEEVE, 504262 and (2) NUT, 504260).	ea	37	%	%	H-6	X
H006-0504262		504262	LINE, reservoir to relay valve, assembly (Use TUBING, 44-T-5080-30; (2) SLEEVE, 504262 and (2) NUT, 504260).	ea	6	%	%	H-6	X
H006-0504311		504311	LINE, reservoir to relay valve, assembly (Use TUBING, 44-T-5080-30; (2) SLEEVE, 504262 and (2) NUT, 504260).	ea	4	%	%	H-6	X
H006-0230715		114963	MANIFOLD, air brake lines	ea	1	%	%	H-6	X
G510-737756	AUC-10T263	737756	NUT, ball sleeve compression tube fitting, $\frac{3}{8}$ in (brake line)	ea	1	%	%	H-6	X
H006-0504327		504327	NUT, ball sleeve compression tube fitting, $\frac{1}{2}$ in (brake line)	ea	37	%	%	H-6	X
H006-0504329		504329	NUT, ball sleeve compression tube fitting, $\frac{1}{2}$ in (brake line)	ea	6	%	%	H-6	X
H007-0218065		44-T-5080-15	NUT, $\frac{3}{8}$ -20NS (hose connector) (front wheel brake chamber (4), rear wheel brake chamber (4)).	ea	4	%	%	H-6	X
H007-0218110		44-T-5080-25	NUT, flared tube fitting, $\frac{1}{4}$ in	ea	1	%	%	H-6	X
H007-0218135		44-T-5080-30	SLEEVE, ball, compression tube fitting, $\frac{3}{8}$ in (brake line)	ea	37	%	%	H-6	X
H007-0218131		44-T-5080-40	SLEEVE, ball, compression tube fitting, $\frac{1}{2}$ in (brake line)	ea	6	%	%	H-6	X
H006-0504349		504349	SLEEVE, ball, compression tube fitting, $\frac{3}{4}$ in (brake line)	ea	4	%	%	H-6	X
			SPRING, threaded, compression tube fittings, $\frac{1}{4}$ in, $\frac{3}{8}$ in hex	ea	1	%	%	H-6	X
			TEE, front brake chamber hose	ea	2	%	%	H-6	X
			TEE, tube, compression, $\frac{3}{8}$ in tube, $\frac{1}{8}$ in male pipe side, assy (brake line)	ea	1	%	%	H-6	X
			TEE, tube, compression, $\frac{3}{8}$ in tube, $\frac{1}{4}$ in male pipe side, assy (brake line)	ea	1	%	%	H-6	X
			TUBING, seamless, size $\frac{1}{4}$ in	ft	†	%	%	H-7	X
			TUBING, seamless, size $\frac{3}{8}$ in (brake lines)	ft	†	%	%	H-7	X
			TUBING, seamless, size $\frac{1}{2}$ in (brake lines)	ft	†	%	%	H-7	X
			TUBING, seamless, size $\frac{3}{4}$ in (brake lines)	ft	†	%	%	H-7	X
			UNION, tube, compression, $\frac{3}{4}$ in, assy (air compressor line to reservoir line)	ea	1	%	%	H-6	X

(1) STOCK NO.	(2) MFR'S PART NO.	(3) ORDNANCE PART NO.	(4) DESCRIPTION	(5) UNIT OF ISSUE	(6) QUAN INCORP IN UNIT	(7) ORGANIZATIONAL ALLOWANCES		(8) REFERENCE SYMBOLS
						1-12 (a)	13-48 (b)	
<b>ORGANIZATIONAL SPARE PARTS FOR—Continued</b>								
<b>GROUP 12—BRAKES—Continued</b>								
<b>1208.3—Brake Chambers, Diaphragms, and Valves</b>								
H002-0100243		147487	BALL, $\frac{5}{16}$ in (lock, air brake hand control valve)-----	ea	1	%	%	H-2
G510-7372071	BWE-231609	7372071	BOOT, dust, front brake chamber push rod-----	ea	2	%	%	H-4
G216-7377791	BWE-203286	7377791	BOOT, dust, rear brake chamber push rod-----	ea	2	%	%	H-4
G671-7001798	BWE-220835	7001768	BUZZER, warning, low air pressure-----	ea	1	%	%	H-4
G509-0134583	AUC-25F3231		CHAMBER, air, front brake, left, assembly (Lug type-E)-----	ea	1	%	%	H-4
G509-0134582	BWE-220687		CHAMBER, air, front brake, right, assembly (Lug type-E)-----	ea	1	%	%	H-4
H001-4027581	AUC-25KN021		NUT, hex, $\frac{1}{2}$ -20NF-2-----	ea	2	%	%	H-1
8500-4X362	AUC-25KP021	214267	STUD-----	ea	2	%	%	H-4
H001-7025801	AUC-4A0648	120384	WASHER, lock, $\frac{1}{2}$ in-----	ea	2	%	%	H-1
G509-0134581	BWE-220371		CHAMBER, air, rear brake, assembly (Bracket type-C)-----	ea	2	%	%	H-1
H001-4167641	AUC-25KQ021	120370	NUT, hex, $\frac{1}{16}$ -20NF-2-----	ea	8	%	%	H-1
H101-0181675		181675	SCREW, cap, $\frac{1}{16}$ -20NF-3 x $2\frac{1}{4}$ (rear brake air chamber to bracket).-----	ea	8	%	%	H-1
H001-7025771		120383	WASHER, lock, $\frac{1}{16}$ in-----	ea	8	%	%	H-1
G116-1767493	BWE-221368	7001769	KIT, repair, quick release valve-----	ea	8	%	%	H-1
	AUC-25UU061S		Consists of: 1 DAMPENER. 1 DIAPHRAGM, quick release valve. 1 SPRING.					
H101-0118555	BWE-203328 AUC-A1201 BWE-211379 AUC-A1202 WE-202588 AUC-A1204	118555	NUT, mach screw, No 10-32NF-2 (low air pressure indicator switch switch (6), stop light switch (6)).	ea	12	%	%	H-1

G116-2388719	BWE-200054	A238008	PIN, rod end, S, 0.496 in diam x 1.291 clear lgh clevis, rear brake chamber push rod yoke.	ea	2	%	%	X
H001-0811052	BWE-215186	103885	PIN, cotter, 1/8 x 1	ea	2	%	%	X H-1
G160-0232469	AUC-25FE2146	7700825	SWITCH, low air pressure indicator.	ea	1	%	%	X
G160-0393786	BWE-215537	A142577	SWITCH, stop light, assembly.	ea	1	%	%	X
G160-0427261	AUC-25NT2130	A142580	SWITCH, stop light, assembly.	ea	1	%	%	X
G509-5340153	BWE-221192	A340160	VALVE, air pressure governor cut-out (supply), assembly.	ea	1	%	%	X
0850-217698	AUC-25A2110	A340153	VALVE, air (foot) brake, check assembly.	ea	1	%	%	X
H101-0174853	BWE-216213	A340153	VALVE, air (double) check, assembly (shuttle type).	ea	2	%	%	X
H101-0215369	AUC-25A4640B	174853	NUT, hex, 5/16-18NC-3.	ea	2	%	%	X H-1
H001-7025711	BWE-217698	215369	SCREW, cap, 5/16-18NC-2 x 1 1/4.	ea	4	%	%	X H-1
G160-0427255	AUC-25C2226	120214	WASHER, lock, 3/8 in.	ea	2	%	%	X H-1
G116-1827264	BWE-215748		VALVE, hand control.	ea	1	%	%	X
G116-1827265	AUC-25T4380A	A142725	VALVE, quick release, air brake, assembly.	ea	1	%	%	X
H001-4026541	BWE-205000		VALVE, relay, assembly.	ea	1	%	%	X
H101-0215458	AUC-25G261	220071	NUT, hex, 3/8-16NC-2.	ea	1	%	%	X H-1
H001-7025741	BWE-217383	215458	SCREW, cap, 3/8-16NC-2 x 1 1/2.	ea	2	%	%	X H-1
45-V-18130-900	AUC-25A3630A	120382	WASHER, lock, 3/8 in.	ea	4	%	%	X H-1
G116-1827266	BWE-220306	45-V-	VALVE, safety (No 150).	ea	1	%	%	X
	AUC-25C018	18130-900	VALVE, single check, assembly.	ea	1	%	%	X
<b>1209.1—Air Compressor</b>								
G510-7736072	BWE-221524	7736072	COMPRESSOR, air, assembly (Issue until stock is exhausted, then use COMPRESSOR, BWE-220877).	ea	1	%	%	X
G510-7736037	AUC-25HCA410	7736037	COMPRESSOR, air, w/FITTINGS, assembly.	ea	1	%	%	X
G510-7698539	AUC-25H0410	7698539	SCREW, 1/8-14NC-2 x 1 1/4.	ea	2	%	%	X
H101-0215565	AUC-86290	215565	SCREW, cap, 1/8-14NC-2 x 1 1/4.	ea	2	%	%	X
H001-7025771	BWE-220054	120383	WASHER, lock, 1/8 in.	ea	4	%	%	X
G510-7377895	AUC-25G0375	7377895	FITTING, discharge.	ea	1	%	%	X
H001-4171561	BWE-203763	121917	NUT, hex, 5/16-24NF-3.	ea	2	%	%	X
G547-7377795	BWE-203462	7377795	STUD.	ea	2	%	%	X
H001-7025711	AUC-25UU0299	120214	WASHER, lock, 3/8 in.	ea	2	%	%	X
G116-1594030		A340172	GASKET, cylinder head.	ea	1	%	%	X

(1) STOCK NO.	(2) MFR'S PART NO.	(3) ORDNANCE PART NO.	(4) DESCRIPTION	(5) UNIT OF ISSUE	(6) QUAN INCORP IN UNIT	(7) ORGANIZATIONAL ALLOWANCES		(8) REFERENCE SYMBOLS
						NO. OF MAJOR ITEMS PER CO., BTRY, OR TRP		
						1-12 (a)	13-48 (b)	
<b>ORGANIZATIONAL SPARE PARTS FOR—Continued</b>								
<b>GROUP 12—BRAKES—Continued</b>								
<b>1209.1—Air Compressor—Continued</b>								
G509-0193837	BWE-204820	A340180	GASKET, discharge elbow (fitting)-----	ea	1	%	%	X
G742-5340175	AUC-25A0416 BWE-211376 AUC-25UUA 0219	5340175	GASKET, to mounting bracket-----	ea	1	%	%	X
G671-7001770	BWE-215995 AUC-25C350B	7001770	GOVERNOR, assembly-----	ea	1	%	%	X
H001-4026501	-----	220069	NUT, hex, 1/4-20NC-2-----	ea	2	%	%	H-1
H001-5150181	-----	133049	SCREW, mach, 1/4-20NC-2 x 1-----	ea	2	%	%	H-1
H001-7025681	-----	120380	WASHER, lock, 1/4 in-----	ea	4	%	%	H-1
G509-0345000	HM-17921B AUC-25UU0317	-----	PULLEY, crankshaft-----	ea	1	%	%	X
G160-0314868	BWE-202926 AUC-25UU0892	-----	NUT-----	ea	1	%	%	X
H001-0811042	-----	103376	PIN, cotter, 5/8 x 1 1/2-----	ea	1	%	%	H-1
66-S-321-690	-----	66-S-321- 690	SCREEN, air strainer-----	ea	2	%	%	X
H101-0214473	-----	214473	SCREW, cap, 1/16-14NC-2 x 5 1/4 (governor body and tube assembly)-----	ea	4	%	%	H-1
H001-7021681	-----	121801	WASHER, lock, internal teeth, No 10 (governor body and tube assembly screw)-----	ea	4	%	%	H-1
<b>1209.3—Air Reservoirs</b>								
H006-0210190	-----	144042	BUSHING, pipe, 3/4 x 1/2 (air reservoir)-----	ea	1	%	%	H-6
H006-0100805	-----	A159378	COCK, drain, 1/4 in male pipe end (air reservoir)-----	ea	2	%	%	H-6
H006-0504258	-----	504258	ELBOW, tube, compression, 90 deg, 1/2 in tube, 3/8 in male pipe end, assy (air reservoir)-----	ea	2	%	%	H-6
H006-0504318	-----	504318	ELBOW, tube, compression, 90 deg, 3/4 in tube, 3/4 in male pipe end, assy (air reservoir)-----	ea	3	%	%	H-6
G671-7377878	BWE-217321 AUC-25TH040	7377878	RESERVOIR, air-----	ea	2	%	%	X

G511-7744913	AUC-25LA3328	7744913	STRAP, air reservoir	ea	8	%	%	X	
G511-7744282	AUC-S2042	7744282	BOLT	ea	8	%	%	X	
H001-4026541		220071	NUT, hex, 3/8-16NC-2	ea	12	%	%	H-1	
H101-0213756		213756	SCREW, cap, 3/8-16NC-2 x 3 1/2	ea	4	%	%	H-1	
H001-7025741		120382	WASHER, lock, 3/8 in.	ea	12	%	%	H-1	
H006-0287454		144084	TEE, pipe, 3/8 in (air reservoir)	ea	1	%	%	H-6	
<b>1211—Trailer Brake Connections</b>									
H006-0101046		570801	CONNECTOR, air brake hose, 1/2 in male pipe end, assy.	ea	1	%	%	H-6	
H006-0501658		501658	COUPLING, air brake hose, assy.	ea	4	%	%	H-6	
H006-0504397		504397	GASKET, 1/8 in thk (air brake hose connector)	ea	1	%	%	H-6	
H007-0100405		33-H-787-125	HOSE, air brake, assembly (216 in long) (For emergency tow) (Use HOSE, 33-H-787-125; (2) COUPLING, 501658 and (2) CONNECTOR, 570801).	ft	†	%	%	H-7	
H006-0273230		192075	NIPPLE, pipe, 1/2 x 1 1/2 (air brake hose coupling)	ea	4	%	%	H-6	
H006-0538825		538825	PLUNGER, air brake hose coupling	ea	4	%	%	H-6	
H006-0538826		538826	RETAINER, air brake hose coupling spring	ea	4	%	%	H-6	
H006-0538824		538824	RING, packing, air brake hose coupling	ea	4	%	%	H-6	
H006-0504398		504398	SLEEVE, 2 3/8 x 1 1/8 (air brake hose connector)	ea	1	%	%	H-6	
H002-0538827		538827	SPRING, air brake hose coupling	ea	4	%	%	H-2	
H006-0504400		504400	SPRING, 3/4 in ID x 1 1/8 in OD, x 2 3/4 in long (air brake hose connector)	ea	1	%	%	H-6	
<b>GROUP 13—WHEELS, HUBS, AND DRUMS</b>									
<b>1311—Wheels, Hubs and Drums</b>									
H012-6128640		705337	CONE, tapered, roller bearing, JAN-711-05557-3000 (includes rollers and cage, type TS, SR, 2.6875 bore, 2.0355 width) (rear hub).	ea	4	%	%	H-12	
H012-6109120		705154	CONE, tapered, roller bearing, JAN-711-00594-3000 (includes rollers and cage, SR, 3.750 bore, 1.430 width) (front hub, inner).	ea	2	%	%	H-12	
H012-6106100		705111	CONE, tapered, roller bearing, JAN-711-00498-3000 (includes rollers and cage, SR, 3.3125 bore, 1.172 width) (front hub, outer).	ea	2	%	%	H-12	
G508-5173068	TD-1807B2 AUC-9SK0514	A173068	COVER (front), brake drum inspection hole	ea	2	%	%	X	
H001-5025501		214001	SCREW, cap, 1/4-20NC-2 x 1/2	ea	2	%	%	H-1	
H001-7025681		120380	WASHER, lock, 3/8 in.	ea	2	%	%	H-1	
G067-3140084	TD-1107C29 AUC-9N0514	7085161	COVER (rear), brake drum inspection hole	ea	2	%	%	X	
H101-0214384		214384	SCREW, cap, 3/8-16NC-2 x 1/2	ea	2	%	%	H-1	
H001-7025741		120382	WASHER, lock, 3/8 in.	ea	2	%	%	H-1	

(1) STOCK NO.	(2) MFR'S PART NO.	(3) ORDNANCE PART NO.	(4) DESCRIPTION	(5) UNIT OF ISSUE	(6) QUAN IN UNIT	(7) ORGANIZATIONAL ALLOWANCES		(8) REFERENCE SYMBOLS
						1-12 (a)	13-48 (b)	
<b>ORGANIZATIONAL SPARE PARTS FOR—Continued</b>								
<b>GROUP 13—WHEELS, HUBS, AND DRUMS—Continued</b>								
<b>1311—Wheels, Hubs, and Drums—Continued</b>								
H012-6203410		706668	CUP, tapered, roller bearing, JAN-711-00943-1000 (SR, 5.375 OD, 0.875 width) (front hub, outer).	ea	2	%	%	H-12 X
H012-6204400		706691	CUP, tapered, roller bearing, JAN-711-00592-1011 (SR, 6.000 OD, 1.1875 width) (front hub, inner).	ea	2	%	%	H-12 X
H012-6212620		706783	CUP, tapered, roller bearing, JAN-711-05520-1000 (SR, 4.7343 OD, 1.4375 width) (rear hub, inner and outer).	ea	4	%	%	H-12 X
G509-0156601	TD-3819M169 AUC-9FKW0232	7337223	DRUM, brake, front.	ea	2	%	%	X
G509-0156602	TD-3219D1460 AUC-4FKW021	7085173	DRUM, brake, rear.	ea	2	%	%	X
8500-A322A105	TD-A322A105 AUC-9BPF0807		HUB, front, w/CUP, assembly.	ea	2	%	%	X
G509-0221026	TD-A333W179 AUC-4NFG0811		HUB, rear, w/CUP, assembly (less STUDS).	ea	2	%	%	X
G510-7372048	TD-1829G85 AUC-9ZDK0175	7372048	LOCK, front hub bearing adjusting nut.	ea	2	%	%	X
8500-1827H34	TD-1827H34 AUC-92DK028		NUT, adjusting, front hub bearing.	ea	2	%	%	X
G116-0302200	TD-AT6880 AUC-4D0550	7698578 A168829	NUT, adjusting, rear hub bearing, w/dowel PIN, assembly.	ea	2	%	%	X
H014-0537808		537808	NUT, cap, hex, S, olive-drab, 1/8-16NF-2, LH (front and rear hub stud, outer, left).	ea	20	%	%	H-14 X
H014-0537805		537805	NUT, cap, hex, S, cd or zn-pltd, 1/8-16NF-2 (front and rear hub stud, outer, right).	ea	20	%	%	H-14 X
H014-0537810		537810	NUT, cap, S, cd or zn-pltd, 3/4-16NF-2, LH, inner thread, 1/8-16NS-3, LH thread.	ea	2	%	%	H-14 X
H014-0537809		537809	NUT, cap, S, cd or zn-pltd, 3/4-16NF-2, inner thread, 1/8-16NS-3, outer thread (front and rear hub stud, inner, right).	ea	20	%	%	H-14 X
H101-0122403		122403	NUT, jam, 3/4-16NF-3 (front hub stud).	ea	20	%	%	H-1 X

H001-4167800	103031	NUT, jam, 3/4-16NF-2 (rear hub stud).....	ea	20	%	H-1	X
G508-6143571	6143571	NUT, jam, rear lock wheel hub bearing (outer).....	ea	2	%		X
8500-1805X24	-----	RETAINER, front hub bearing oil seal.....	ea	2	%		X
G509-0367750	7085145	RETAINER, rear hub inner bearing oil seal.....	ea	2	%		X
G509-0367785	7085140	RETAINER, rear hub outer bearing oil seal.....	ea	2	%		X
G575-7712498	7712498	RING, lock, wheel.....	ea	6	%		X
G509-0386500	7085165	SLINGER, oil, rear wheel brake drum.....	ea	2	%		X
8500-4X509	-----	STUD, front hub to drive shaft flange.....	ea	16	%		X
8500-4X356	-----	STUD, rear hub to drive shaft flange.....	ea	24	%		X
H014-0537856	537856	STUD, shoulder, alloy-S, 3/4-16NF-2 LH x 1 1/2 nut end x 3/4-16NF-2 x 1 1/2 stud end x 3 1/2 overall (front hub, left).	ea	10	%	H-14	X
H014-0537855	537855	STUD, shoulder, alloy-S, 3/4-16NF-2 x 1 1/2 nut end x 3/4-16NF-2 x 1 1/2 stud end x 3 1/2 overall (front hub, right).	ea	10	%	H-14	X
H014-0537941	537941	STUD, shoulder, alloy-S, 3/4-16NF-2 x 1 1/2 nut end x 3/4-16NF-2 x 3/2 stud end x 3 1/2 overall (rear hub, left).	ea	10	%	H-14	X
H014-0537944	537944	STUD, shoulder, alloy-S, 3/4-16NF-2 x 1 1/2 nut end x 3/4-16NF-2 x 1 1/2 stud end x 3 1/2 overall (rear hub, right).	ea	10	%	H-14	X
G102-0307225	B184325	WASHER, axle or cross beam spindle (lock, rear hub bearing adjusting nut).	ea	2	%		X
G510-0180631	-----	WASHER, front wheel bearing (felt).....	ea	2	%		X
G509-0443017	-----	WASHER, rear hub bearing oil seal retainer.....	ea	2	%		X
G510-0180654	7085129	WASHER, rear wheel (felt).....	ea	2	%		X
G510-7326106	7326106	WHEEL, front and rear.....	ea	6	%		X
<b>1313—Tires and Tubes</b>							
H014-0520944	520944	CAP, tire valve, screwdriver type.....	ea	6	%	H-14	NX
H014-0501229	501229	CORE, tire valve (Box of 5).....	ea	6	%	H-14	NX
H014-0514450	514450	TIRE, pneumatic, truck and bus, 10-ply, mud and snow tread, 9.00-20 (new).	ea	6	%	H-14	NX
H014-0519444	519444	TUBE, pneumatic tire, truck and bus, 9.00-20 (No KT-20) (new) (Also used for earth-mover tire).	ea	6	%	H-14	NX

(1) STOCK NO.	(2) MFR'S PART NO.	(3) ORDNANCE PART NO.	(4) DESCRIPTION	(5) UNIT OF ISSUE	(6) QUAN INCORP IN UNIT	(7) ORGANIZATIONAL ALLOWANCES		(8) REFERENCE SYMBOLS
						1-12 (a)	13-48 (b)	
<b>ORGANIZATIONAL SPARE PARTS FOR—Continued</b>								
<b>GROUP 14—CONTROLS</b>								
<b>1401.1—Steering Drag Link</b>								
H001-5451901		180048	BOLT, mach, 1/4-20NC-3 x 2 1/2 (locking, adjusting plug (steering arm end).	ea	1	%	%	H-1 X
45-F-412		45-F-412	FITTING, lubricating, hydraulic type, 5/16-32NS, male (push type, elbow) (steering drag link).	ea	2	%	%	H-16 X
G510-7033362	TP-28D99 AUC-10UU310	7033362	LINK, drag, steering, assembly	ea	1	%	%	X
H001-4026501	TP-28DDP10	220069	NUT, hex, 1/4-20NC-2 (adjusting plug locking bolt)	ea	2	%	%	H-1 X
G691-7744008	AUC-10SP094	7744008	PLUG, adjusting (steering arm end)	ea	1	%	%	X
G691-7744007	TP-28DP21 AUC-10Y094B	7744007	PLUG, adjusting (steering gear end)	ea	1	%	%	X
H101-0180050		180050	SCREW, cap, 1/4-20NC-3 x 2 3/4 (locking, adjusting plug) (steering gear end).	ea	1	%	%	H-1 X
G509-0129032	TP-28DE3		SEAT, ball seat spring	ea	2	%	%	X
H001-7025681		120380	WASHER, lock, 1/4 in (adjusting plug locking bolt)	ea	4	%	%	H-1 X
<b>1401.3—Steering Tie Rod</b>								
45-E-8900		45-E-8900	ELBOW, lubricating fitting, angle 45 deg, 1/8-27NPT, male x 1/8-27NPT, female (end bolt).	ea	2	%	%	H-16 X
G116-1882433	TD-3944H8 AUC-9SK021	B156810	END, left (12 thread) (yoke type)	ea	1	%	%	X
G116-1882434	AUC-9NK022	C90021	END, right (16 thread) (yoke type)	ea	1	%	%	X
G116-1524274	TD-3X264 TD-S1822 AUC-9GKW 0411		BOLT, clamping	ea	4	%	%	X
H001-4167680		103028	NUT, hex, 1/2-20NF-2 (Also available as part of KIT, 7331906)	ea	4	%	%	H-1 X
H001-7025801		120384	WASHER, lock, 1/2 in (Also available as part of KIT, 7331906)	ea	4	%	%	H-1 X



45-F-448-200		45-F-448-200	FITTING, lubricating, hydraulic type, 1/8-27NPT, male (end)	ea	2	%	%	H-16	X
G116-1714897	TD-1827K89 AUC-9ZDK0475	7335202	NUT, lock, end	ea	1	%	%		X
G116-0302720	TD-3902R18	A168920 B159517	ROD, tie, steering, w/o ENDS (Issue until stock is exhausted, then use ROD, TD-A3902R18).	ea	1	%	%		X
G509-0370609	TD-A3902R18		ROD, tie, steering, assembly (Issue only when stock on ROD, B-159517 has been exhausted).	ea	1	%	%		X
G116-1524273	AUC-9UU020	7535204	BOLT	ea	2	%	%		X
G509-6156703	TD-10X216 AUC-9SK024	B156703	NUT	ea	2	%	%		X
H001-0811054	TD-1827J88 AUC-9AK0475	103387	PIN, cotter, 1/8 x 1 1/2	ea	2	%	%	H-1	X
<b>1401.5—Steering Gear</b>									
G510-7377552	AUC-10J0206 WI-423620	7377552	ARM, Pitman	ea	1	%	%		X
G116-1714898	RG-I61L AUC-10Y0314		NUT, locking, 1 1/4-12NF-2, 3/4 in thk.	ea	1	%	%		X
H001-0811078		103410	PIN, cotter, 3/16 x 1 3/4	ea	1	%	%	H-1	X
H101-0131146		131146	WASHER, lock, 1 1/4 in	ea	1	%	%	H-1	X
G116-1518009	RG-066994 AUC-10SJ01097 WI-381262		BEARING, ball, shaft, upper, assembly	ea	1	%	%		X
H006-0210110		144037	BUSHING, pipe, 1/2 x 1/8 (housing grease tube)	ea	1	%	%	H-6	X
45-F-448-200		45-F-448-200	FITTING, lubricating, hydraulic type, 1/8-27NPT, male (housing grease tube)	ea	1	%	%	H-16	X
7640-T72152	RG-T72152		GEAR, steering, w/o WHEEL and Pitman ARM, assembly (Issue until stock is exhausted, then use GEAR, RG-T72187).	ea	1	%	%		X
7640-T72187	RG-T72187 AUC-10SJ 01200A WI-423619		GEAR, steering, w/o WHEEL and Pitman ARM, assembly (Issue only when stock on GEAR, RG-T72152 has been exhausted).	ea	1	%	%		X
G510-7377684	AUC-10QFA2572	7377684	GROMMET, jacket mounting bracket (rubber) (Issue until stock is exhausted, then use GROMMET, 7344960).	ea	1	%	%		X
G510-7744960	AUC-10F2572	7744960	GROMMET, jacket mounting bracket (rubber) (Issue only when stock on GROMMET, AUC-10QFA2572 has been exhausted).	ea	1	%	%		X
H006-0270605		121830	NIPPLE, pipe, 1/8 x 1 1/2 (housing grease tube)	ea	1	%	%	H-6	X
G116-1714842	RG-025056 AUC-10SJ0314		NUT, bearing stud (Issue until stock is exhausted, then use STUD SET, 7331584).	ea	2	%	%		X
G085-1414730	RG-025006 AUC-10SA0592 WI-V2043X		NUT, lock, Pitman shaft adjusting screw	ea	1	%	%		X
H001-4135741		134551	NUT, mach screw, 1/4-20NC-2 (housing grease tube clip)	ea	1	%	%	H-1	X
G510-7377685	AUC-10UU2657	7377685	PIPE, grease, housing	ea	1	%	%		X

(1) STOCK NO.	(2) MFR'S PART NO.	(3) ORDNANCE PART NO.	(4) DESCRIPTION	(5) UNIT OF ISSUE	(6) QUAN INCORP IN UNIT	(7) ORGANIZATIONAL ALLOWANCES		(8) REFERENCE SYMBOLS
						1-12 (a)	13-48 (b)	
						NO. OF MAJOR ITEMS PER CO, BTRY, OR TRIP		
<b>ORGANIZATIONAL SPARE PARTS FOR—Continued</b>								
<b>GROUP 14—CONTROLS—Continued</b>								
<b>1401.5—Steering Gear—Continued</b>								
H006-0283915		219200	PLUG, pipe, 1/2 in (drain, housing)	ea	1	%	%	H-6
G509-7365910	RG-021020 AUC-10UT0593 WI-V2042X	7365910	SCREW, adjusting, Pitman shaft (In housing side cover)	ea	1	%	%	X
H001-5150151		133043	SCREW, mach, 1/4-20NC-2 x 3/4 (housing grease tube clip)	ea	1	%	%	H-1
G116-1782826	RG-028110		SEAT, shaft upper ball bearing spring (In jacket)	ea	1	%	%	X
7640-7846-11 1/4	RG-7846-11 1/4 AUC-10SJA0228		SHAFT, Pitman, assemb. Issue until stock is exhausted, then use SHAFT, 7520939.	ea	1	%	%	X
G511-7520939	RG-8914-11 1/4	7520939	SHAFT, Pitman, w/NUT and lock WASHER, assembly (Issue only when stock on SHAFT, RG-7846-11 1/4 has been exhausted).	ea	1	%	%	X
G116-1789809	RG-401103 AUC-10HDR 01178		SPRING, shaft upper ball bearing (In jacket)	ea	1	%	%	X
G510-7377547	AUC-9UN223	7377547	STUD, Pitman arm	ea	1	%	%	X
H001-0722021		218513	NUT, slotted, 3/4-16NF-2	ea	1	%	%	H-1
H001-0811054		103387	PIN, cotter, 1/8 x 1 1/2	ea	1	%	%	H-1
H001-7043921		131017	WASHER, plain, 3/4 in	ea	1	%	%	H-1
H001-7025681		120380	WASHER, lock, 1/4 in (housing grease tube clip)	ea	1	%	%	H-1
G691-7744071	AUC-10UU5210B	7744071	WHEEL, steering <sup>4</sup>	ea	1	%	%	X
G116-1714899	RG-E20 AUC-10Y0251A WI-V583X		NUT	ea	1	%	%	X
<b>GROUP 15—FRAME AND BRACKETS</b>								
<b>1503—Towing Pintle</b>								
45-F-448-200		45-F-448- 200	FITTING, lubricating, hydraulic type, 1/8-27NPT, male (outer mounting bracket) (Used w/PINTLE 7760103).	ea	1	%	%	H-16
45-F-451		45-F-451	FITTING, lubricating, hydraulic type, 1/4-28NS, male (latch pin (1), lock bolt (1)) (Used w/PINTLE 7760103).	ea	2	%	%	H-16

G102-0202340	AUC-16W4790A	C67237	PINTLE, towing, assembly (Issue until stock is exhausted, then use PINTLE, 7760103, and WASHER, 7760105).	ea	1	%	%	X
H101-0435436		435436	NUT, slotted, 1½-6NC-2	ea	1	%	%	H-1
H001-0811082		108415	PIN, cotter, ⅜ x 3	ea	1	%	%	H-1
G508-5169283	TD-2ESI2493	A135835	WASHER, plain, S, 1⅝ ID x 3 OD x ⅜ thk	ea	1	%	%	X
	AUC-16W03302							
G742-7760103		7760103	PINTLE, towing, assembly	ea	1	%	%	X
H101-0125438		125438	NUT, slotted, 1½-12NF-2	ea	1	%	%	H-1
H101-0137318		137318	PIN, cotter, ¼ x 3	ea	1	%	%	H-1
G742-7760105		7760105	WASHER, spacing, towing pintle (Used w/PINTLE, 7760103)	ea	1	%	%	X
			<b>1506—Fifth Wheel</b>					
G510-7698301	DSF-1FWU330Q	7698301	BASE, fifth wheel (33 in) (Issue until stock is exhausted, then use BASE, 7698927).	ea	1	%	%	X
G510-7698927	AUC-27UU0751	7698927	BASE, fifth wheel (33 in) (Issue only when stock on BASE, 7698301 has been exhausted).	ea	1	%	%	X
G510-7698302	DSF-FWU6765	7698302	BEAM, walking (Issue until stock is exhausted, then use BEAM, DSF-2FWU6765).	ea	1	%	%	X
G510-7698302	AUC-27UU0753	7698302	BEAM, walking (Issue only when stock on BEAM, DSF-FWU6765 has been exhausted).	ea	1	%	%	X
45-E-8900	DSF-2FWU6765	45-E-8900	ELBOW, lubricating fitting, angle 45 deg, ⅜-27NPT, male x ⅜-27NPT, female (lateral shaft (2), sub-base (2) and walking beam (2)).	ea	6	%	%	H-16
	AUC-27A0753							
45-E-8902		45-E-8902	ELBOW, lubricating fitting, angle 90 deg, ⅜-27NPT, male x ⅜-27NPT, female (coupler jaw pin).	ea	2	%	%	H-16
45-F-448-200		45-F-448-200	FITTING, lubricating, hydraulic type, ⅜-27NPT, male (coupler jaw pin (2), lateral shaft (2), sub-base (2) and walking beam (2)).	ea	8	%	%	H-16
G708-7068179	AUC-27UU0732	7068179	JAW, coupler, left	ea	1	%	%	X
G708-7068180	DSF-FWZ3010R	7068180	JAW, coupler, right	ea	1	%	%	X
G600-0338703	AUC-27UU0731	9046V	PIN	ea	2	%	%	X
	DSF-FWZ3011							
H001-0811104	AUC-27UU0724	103425	PIN, cotter, ¼ x 2¾	ea	2	%	%	H-1
G544-0788842	DSF-FW3022	9108V	WASHER	ea	4	%	%	X
G600-0279846	AUC-27UU0729	9110V	LATCH, lock plunger (Issue until stock is exhausted, then use LATCH, 7698306).	ea	1	%	%	X
G510-7698306	DSF-FWX3015	7698306	LATCH, lock plunger (Issue only when stock on LATCH, 9110V has been exhausted).	ea	1	%	%	X
	AUC-27UU0726							
	AUC-27UU0725							
H101-0426911		426911	NUT, slotted, ⅜-13NC-2	ea	1	%	%	H-1
H001-0811056		103389	PIN, cotter, ⅜ x 2	ea	1	%	%	H-1
G676-7347169	DSF-SD5240S	7347169	STUD	ea	1	%	%	X
	AUC-27UU0725							

For explanation of footnotes, see NOTES, page 73.

(1) STOCK NO.	(2) MFR'S PART NO.	(3) ORDNANCE PART NO.	(4) DESCRIPTION	(5) UNIT ISSUE	(6) QUAN INCORP IN UNIT	(7) ORGANIZATIONAL ALLOWANCES		(8) REFERENCE SYMBOLS
						1-12 (a)	13-48 (b)	
						NO. OF MAJOR ITEMS PER CO, BTRY, OR TRP		
<b>ORGANIZATIONAL SPARE PARTS FOR—Continued</b>								
<b>GROUP 15—FRAME AND BRACKETS—Continued</b>								
<b>1506—Fifth Wheel—Continued</b>								
G600-0271838	DSF-FWX3019 AUC-27UU0723	9103V	LATCH, safety, plunger-----	ea	1	%	%	X
G544-0666787	DSF-FWX3018 AUC-27UU0722	7067974	SCREW, sp, hex-hd, S, cd-pltd, 5/8 diam body, 1/2-13NC-2 x 1 13/16 overall lgh.	ea	1	%	%	X
G708-5328463	DSF-FWX308 AUC-27UU0742	A328463	LEVER, operating, lock plunger-----	ea	1	%	%	X
H101-0426911	-----	426911	NUT, slotted, 1/2-13NC-2-----	ea	1	%	%	X
H001-0811056	-----	103389	PIN, cotter, 1/8 x 1/2-----	ea	1	%	%	H-1
G510-7698305	DSF-5240S1 AUC-1A0275	7698305	STUD-----	ea	1	%	%	H-1
G510-7698307	AUC-27UVE6690	7698307	PLATE, approach, assembly (one-piece type) (Issue until stock is exhausted, then use PLATE, 7698308).	ea	1	%	%	X
G510-7698308	AUC-27UUF6690L	7698308	PLATE, approach, left (divided type) (Issue only when stock on PLATE, 7698307 has been exhausted).	ea	1	%	%	X
G690-7099451	DSF-1FWU306 AUC-27UU0748	7099451	PLUNGER, lock, assembly-----	ea	1	%	%	X
H101-0426911	-----	426911	NUT, slotted, 1/2-13NC-2-----	ea	1	%	%	H-1
H001-0811056	-----	103389	PIN, cotter, 1/8 x 2-----	ea	1	%	%	H-1
G544-0788841	DSF-FWX3020 AUC-27UU0741	09107V	WASHER-----	ea	1	%	%	X
G544-0672004	DSF-FWU305QA AUC-27UU0736	7009490	SHAFT, lateral-----	ea	1	%	%	X
G600-0125801	DSF-FWU305Q AUC-27UU0739	7039130	SHAFT, walking beam-----	ea	1	%	%	X
H101-0120374	-----	120374	NUT, sq, 3/8-16NC-2-----	ea	1	%	%	H-1
H101-0213758	-----	213758	SCREW, cap, 3/8-16NC-2 x 3 3/4-----	ea	1	%	%	H-1
H001-7025741	-----	120382	WASHER, lock, 3/8 in-----	ea	1	%	%	H-1
G600-0389795	DSF-SP112512 AUC-27UU0743	9042V	SPRING, compression, lock plunger-----	ea	1	%	%	X
G600-0389793	DSF-SP33 AUC-27UU0737	9112V	SPRING, leveling-----	ea	1	%	%	X

G600-0389794	DSF-SP582	9101V	SPRING, lock plunger latch.....	ea	1	%	%	X
G600-0116015	AUC-27UU0727 DSF-FWU6766B		SUB-BASE, fifth wheel (Issue until stock is exhausted, then use SUB-BASE, 7698297).	ea	1	%	%	X
G510-7698297	AUC-27UU0752 DSF-2FWU6766B	7698297	SUB-BASE, fifth wheel (Issue only when stock on SUB-BASE, DSF-FWU6766B has been exhausted).	ea	1	%	%	X
G544-0794913	AUC-27A0752 DSF-FWU6786	7089514	WEDGE, adjusting.....	ea	2	%	%	X
H001-4167800	AUC-27UU0734	103031	NUT, hex, 3/4-16NF-2.....	ea	2	%	%	H-1
H101-0426907		426907	SCREW, cap, 3/4-16NF-2 x 3.....	ea	2	%	%	H-1
H101-0131046		131046	WASHER, lock, 3/4 in.....	ea	2	%	%	H-1
H101-0131000		131000	WASHER, plain, 3/4 in.....	ea	2	%	%	H-1
G510-7698303	DSF-1FWU33QB AUC-27UVE	7698303	WHEEL, fifth, assembly (Issue until stock is exhausted, then use WHEEL, 7367608).	ea	1	%	%	X
G510-7698304	0700 DSF-2FWU33QB AUC-27UVF	7698304	WHEEL, fifth, assembly (Issue until stock is exhausted, then use WHEEL, 7367608).	ea	1	%	%	X
G540-7367608	DSF-FWU33QB	7367608	WHEEL, fifth, assembly (Issue only when stock on WHEELS, 7698304 and 7698303 has been exhausted).	ea	1	%	%	X
G510-7340186	DSF-HBF58212S AUC-27UU0745	7340186	BOLT.....	ea	10	%	%	X
H101-0426754		426754	NUT, hex, 5/8-18NF-2.....	ea	10	%	%	H-1
H001-7025861		121574	WASHER, lock, 5/8 in.....	ea	10	%	%	H-1
<b>GROUP 16—SPRINGS AND SHOCK ABSORBERS</b>								
<b>1601.1—Front Springs</b>								
G510-7374089	WI-426049 AUC-13TE226	7374089	BEARING, bushing type, spring eye (4), shackle bracket (2).....	ea	6	%	%	X
G510-7377572	WI-427169 AUC-13UUA	7377572	BOLT, center, w/NUT, assembly.....	ea	2	%	%	X
G691-7744006	0276 AUC-13TE9107	7744006	BOLT, plow, leaf clip.....	ea	8	%	%	X
G510-7065878	WI-426086 AUC-13UU342A	7065878	BOLT, "U," front.....	ea	2	%	%	X
G510-7065807	WI-426087 AUC-13UUA	7065807	BOLT, "U," rear.....	ea	2	%	%	X
G510-7377567	342A WI-427168 AUC-13UU0135	7377567	CLIP, leaf, inner, assembly (Includes clip SPACER, BOLT and NUT).....	ea	4	%	%	X
G510-7377566	WI-427167 AUC-13UU0132	7377566	CLIP, leaf, outer, assembly (Includes clip SPACER, BOLT, and NUT).....	ea	4	%	%	X
45-F-448-200		45-F-448-200	FITTING, lubricating, hydraulic type, 1/8-27NPT, male (bracket shackle pin (4), shackle pin (2)).	ea	6	%	%	H-16

(1) STOCK NO.	(2) MFR'S PART NO.	(3) ORDNANCE PART NO.	(4) DESCRIPTION	(5) UNIT OF ISSUE	(6) QUAN IN UNIT	(7) ORGANIZATIONAL ALLOWANCES		(8) REFERENCE SYMBOLS
						1-12 (a)	13-48 (b)	
<b>ORGANIZATIONAL SPARE PARTS FOR—Continued</b>								
<b>GROUP 16—SPRINGS AND SHOCK ABSORBERS—Continued</b>								
<b>1601.1—Front Springs—Continued</b>								
G510-7540100	WI-422921 AUC-13UU040	7540100	LEAF, w/BEARINGS, assembly (No 1 (Main) and No 2)	ea	2	%	%	X
G510-7377570	WI-422920 AUC-13UU0212	7377570	LEAF, rebound	ea	2	%	%	X
G510-7377576	AUC-13DF301A	7377576	LINK, shackle, front spring, rear	ea	4	%	%	X
H001-4026541		220071	NUT, hex, $\frac{3}{8}$ -16NC-2 (leaf clip plow bolt)	ea	8	%	%	X
H101-0220073		220073	NUT, hex, $\frac{1}{2}$ -13NC-2 (shackle pin clamping screw)	ea	8	%	%	X
H001-4179860		120701	NUT, hex, 1-14NF-2 (U-bolt)	ea	8	%	%	X
G511-7362208	AUC-13H2126	7362208	PIN, shackle, front mounting bracket	ea	2	%	%	X
G510-7377689	WI-426085 AUC-13DF2126	7377689	PIN, shackle, rear mounting bracket (2), spring eye (2)	ea	4	%	%	X
H101-0503363		503363	NUT, safety, $\frac{1}{8}$ -14NF-3	ea	4	%	%	X
H001-0811054		103387	PIN, cotter, $\frac{1}{8}$ x $1\frac{1}{2}$	ea	4	%	%	X
H101-0213825		213825	SCREW, cap, $\frac{1}{2}$ -13NC-2 x $2\frac{3}{4}$ (clamping, shackle pin)	ea	8	%	%	X
G511-7744498	AUC-13UV343	7744498	SEAT, U-bolt	ea	2	%	%	X
G691-7540141	WI-423626 AUC-13UU409	7540141	SPRING, front, assembly	ea	2	%	%	X
H001-7025741		120382	WASHER, lock, $\frac{3}{8}$ in (leaf clip plow bolt nut)	ea	8	%	%	X
H001-7025801		120384	WASHER, lock, $\frac{1}{2}$ in (shackle pin clamping screw nut)	ea	16	%	%	X
H101-0131144		131144	WASHER, lock, 1 in (U-bolt nut)	ea	8	%	%	X
<b>1601.2—Auxiliary Springs</b>								
G511-7377695	WI-422933 AUC-13UU4156	7377695	SPRING, auxiliary, rear, assembly	ea	2	%	%	X
<b>1601.3—Rear Springs</b>								
G510-7377574	WI-427174 AUC-13UUA 0277	7377574	BOLT, center, w/NUT, assembly	ea	2	%	%	X

WI-426096 AUC-13ZTE 341C AUC-12TE454	7377578	BOLT, "U"	ea	4	%	%	X
G510-7377578	7377578	BOLT, "U"	ea	4	%	%	X
G510-7372087	7372087	BRACKET, mounting, cross shaft, w/CAP <sup>4</sup>	ea	8	%	%	X
H101-0220073	220073	NUT, hex, 1/2-13NC-2	ea	2	%	%	X
H101-0213807	213807	SCREW, cap, 1/2-13NC-2 x 1 3/4	ea	12	%	%	X
H101-0213811	213811	SCREW, cap, 1/2-13NC-2 x 2	ea	2	%	%	X
H101-0213821	213821	SCREW, cap, 1/2-13NC-2 x 2 1/4	ea	24	%	%	X
H001-7025801	120384	WASHER, lock, 1/2 in.	ea	16	%	%	X
G510-7372090	7372090	WASHER	ea	2	%	%	X
G510-7735854	7735854	CAP, rear spring stud, outer	ea	4	%	%	X
G510-7377565	7377565	CLIP, spring leaf, inner, assembly (Includes SPACER, BOLT and NUT).	ea	4	%	%	X
G510-7377564	7377564	CLIP, spring leaf, outer, assembly (Includes SPACER, BOLT and NUT).	ea	8	%	%	X
G691-7744067	7744067	BOLT	ea	8	%	%	X
H101-0174849	174849	NUT, hex, 1/6-14NC-3	ea	8	%	%	X
H001-7025771	120383	WASHER, lock, 1/6 in.	ea	8	%	%	X
45-F-448-200	45-F-448-200	FITTING, lubricating, hydraulic type, 1/8-27NPT, male (shackle pin (2), cross shaft bracket (2), bracket tube (2)).	ea	6	%	%	X
H001-4179860	120701	NUT, hex, 1-14NF-2 (U-bolt)	ea	8	%	%	X
G510-7377688	7377688	PIN, dowel, spring seat	ea	2	%	%	X
G691-7540079	7540079	PIN, spring shackle	ea	2	%	%	X
G691-7744065	7744065	PLATE, retaining, U-bolt	ea	2	%	%	X
G510-7736070	7736070	SHACKLE, w/BEARING, assembly	ea	2	%	%	X
H101-0220073	220073	NUT, hex, 1/2-13NC-2	ea	4	%	%	X
H101-0213830	213830	SCREW, cap, 1/2-13NC-2 x 3 1/4	ea	4	%	%	X
H001-7025801	120384	WASHER, lock, 1/2 in.	ea	8	%	%	X
G510-7735857	7735857	SHAFT, cross, shackle	ea	1	%	%	X
G102-0203880	A215329	NUT	ea	2	%	%	X
H001-0811104	103425	PIN, cotter, 1/4 x 2 3/4	ea	2	%	%	X
G510-7735856	7735856	WASHER	ea	4	%	%	X
G510-7377569	7377569	SEAT, left	ea	1	%	%	X
G510-7377568	7377568	SEAT, right	ea	1	%	%	X
G691-7744066	7744066	SEAT, U-bolt	ea	2	%	%	X
G510-7372088	7372088	SHIM, left rear spring, U-bolt	ea	†	%	%	X
G510-7372089	7372089	SHIM, right rear spring, U-bolt	ea	†	%	%	X

(1) STOCK NO.	(2) MFR'S PART NO.	(3) ORDNANCE PART NO.	(4) DESCRIPTION	(5) UNIT OF ISSUE	(6) QUAN INCORP IN UNIT	(7) ORGANIZATIONAL ALLOWANCES		(8) REFERENCE SYMBOLS
						NO. OF MAJOR ITEMS PER CO, BTRY, OR TRP		
						1-12 (a)	13-48 (b)	
<b>ORGANIZATIONAL SPARE PARTS FOR—Continued</b>								
<b>GROUP 16—SPRINGS AND SHOCK ABSORBERS—Continued</b>								
<b>1601.3—Rear Springs—Continued</b>								
G691-7377677	AUC-10AD2135	7377677	SPACER, shackle pin (front bracket tube (2), rear shackle (2))	ea	4	%	%	X
G510-7377583	WI-426090 AUC-13UU411	7377583	SPRING, rear, assembly	ea	2	%	%	X
G510-7735853	WI-423627 AUC-13UU256	7735853	STUD, rear spring	ea	2	%	%	X
H001-0811041	WI-426091	103375	PIN, cotter, $\frac{3}{32}$ x $1\frac{1}{4}$	ea	4	%	%	X
H001-0125043		125043	NUT, castle, $\frac{1}{2}$ -20NF-2	ea	4	%	%	X
G510-7540168	AUC-13QTE2116 WI-426089	7540168	TUBE, front bracket	ea	2	%	%	X
G510-7365972	AUC-13Y113 WI-426092	7365972	WASHER, cap, rear spring stud, inner	ea	2	%	%	X
H101-0131144		131144	WASHER, lock, 1 in (U-bolt)	ea	8	%	%	X
<b>1604—Shock Absorbers</b>								
G510-7033343	HE-A8972 AUC-28UU420	7033343	ABSORBER, shock, left front, assembly	ea	1	%	%	X
4480-A8899	HE-A11155 AUC-28UU440		ABSORBER, shock, left rear, assembly	ea	1	%	%	X
G510-7033342	HE-A8973 AUC-28UU410	7033342	ABSORBER, shock, right front, assembly	ea	1	%	%	X
H101-0227860	WI-423639	227860	BOLT, hex-hd, $\frac{1}{2}$ -13NC-2 x $1\frac{1}{4}$	ea	4	%	%	X
H101-0220073		220073	NUT, hex, $\frac{1}{2}$ -13NC-2	ea	4	%	%	X
H001-7025801		120384	WASHER, lock, $\frac{1}{2}$ in	ea	8	%	%	X
G510-7033344	HE-A11156 AUC-28UU430 WI-423641	7033344	ABSORBER, shock, right rear, assembly	ea	1	%	%	X



H101-0220085	220085	NUT, hex, 5/8-11NC-2	ea	4	%	H-1	X
H101-0426752	426752	SCREW, cap, 5/8-11NC-2 x 1 3/4	ea	4	%	H-1	X
H001-7025861	121574	WASHER, lock, 5/8 in	ea	8	%	H-1	X
G510-7033341	7033341	LINK, front, assembly	ea	2	%		X
G511-7377489	7377489	LINK, rear, assembly (Issue until stock is exhausted, then use LINK, AUC-28UUA360)	ea	2	%		X
G510-7377609	7377609	LINK, rear, assembly (Issue only when stock on LINK, AUC-28U060 has been exhausted)	ea	2	%		X
G691-7038553	7038553	PLUG, filler	ea	4	%		X
<b>GROUP 17—HOOD</b>							
<b>1703—Hood</b>							
G102-5215720	5215720	CATCH, assembly	ea	4	%		X
G691-5216281	A216281	HOOK, catch	ea	2	%		X
H101-0161648	161648	SCREW, tapping, No 10 x 5/8	ea	4	%	H-1	X
<b>GROUP 18—CAB</b>							
<b>1803.1—Cab Doors</b>							
G510-7065870	7065870	BUMPER, cab door (rubber) (closed cab)	ea	4	%		X
G510-7065868	7065868	DOVETAIL, female (closed cab (4), open cab (2))	ea	6	%		X
H001-5090651	120697	SCREW, mach, 1/4-20NC-2 x 3/4 (closed cab (8), open cab (4))	ea	12	%	H-1	X
G514-7540419	7540419	DOVETAIL, male (closed cab (4), open cab (2))	ea	6	%		X
H001-5089651	120626	SCREW, mach, No 12-24NC-2 x 5/8 (closed cab (8), open cab (4))	ea	12	%	H-1	X
H009-0837335	59-G-684	GLASS, safety, thickness 1/4 in, width 18 in, length 30 in (door) (closed cab)	ea	1	%	H-9	X
H009-0837215	59-G-681-25	GLASS, safety, thickness 1/4 in, width 10 in, length 14 in (rear window) (closed cab)	ea	1	%	H-9	X
G510-7366123	7366123	HANDLE, inside (closed cab)	ea	2	%		X
H001-4026501	220069	NUT, hex, 1/4-20NC-2	ea	2	%	H-1	X
H001-7025681	120380	WASHER, lock, 1/4 in	ea	2	%	H-1	X
G510-7366124	7366124	HANDLE, inside (open cab)	ea	2	%		X
H001-4026501	220069	NUT, hex, 1/4-20NC-2	ea	2	%	H-1	X
H001-7025681	120380	WASHER, lock, 1/4 in	ea	2	%	H-1	X
G510-7366125	7366125	HANDLE, outside (closed cab)	ea	2	%		X
H001-5089361	120612	SCREW, mach, No 10-32NF-2 x 5/8	ea	4	%	H-1	X
G510-7366126	7366126	HANDLE, outside (open cab)	ea	2	%		X
H001-5089361	120612	SCREW, mach, No 10-32NF-2 x 5/8	ea	4	%	H-1	X

(1) STOCK NO.	(2) MFR'S PART NO.	(3) ORDNANCE PART NO.	(4) DESCRIPTION	(5) UNIT OF ISSUE	(6) QUAN INCORP IN UNIT	(7) ORGANIZATIONAL ALLOWANCES		(8) REFERENCE SYMBOLS
						1-12 (a)	13-48 (b)	
<b>ORGANIZATIONAL SPARE PARTS FOR—Continued</b>								
<b>GROUP 18—CAB—Continued</b>								
<b>1803.1—Cab Doors—Continued</b>								
G510-7740523	-----	7741037	HANDLE, window regulator (Optional with HANDLE, 7740523) (closed cab).	ea	2	%	%	X
G510-7740523	AUC-15UKS2182	7740523	HANDLE, window regulator (Optional with HANDLE, 7741037) (closed cab).	ea	2	%	%	X
G510-7065895	AUC-15DLS2147	7065895	HINGE, left door-----	ea	3	%	%	X
G510-7065896	AUC-15DLS224	7065896	HINGE, right door-----	ea	3	%	%	X
H001-5090631	-----	133767	SCREW, mach, ¼-20NC-2 x ½-----	ea	48	%	%	X
H001-7016621	-----	138604	WASHER, lock, external teeth, ¼ in-----	ea	48	%	%	X
G510-7366127	AUC-15DLS327	7366127	LOCK, left door (closed cab)-----	ea	1	%	%	X
G510-7366061	AUC-15DLS326	7366061	LOCK, right door (closed cab)-----	ea	1	%	%	X
G510-7366133	-----	7366133	SCREW, machine (binding head) (No 10-24NC-2 x 1½ in)-----	ea	4	%	%	X
H001-5148341	-----	132855	SCREW, mach, No 10-24NC-2 x 1½-----	ea	12	%	%	X
H001-7025621	-----	120217	WASHER, lock, No 10-----	ea	12	%	%	X
G510-7366060	AUC-15UKSF227	7366060	LOCK, left door (open cab)-----	ea	1	%	%	X
G510-7366062	AUC-15UKSF226	7366062	LOCK, right door (open cab)-----	ea	1	%	%	X
G510-7366133	-----	7366133	SCREW, machine (binding head) (No 10-24NC-2 x 1½ in (0.190)).	ea	8	%	%	X
H001-7025621	-----	120217	WASHER, lock, No 10-----	ea	8	%	%	X
G510-7065866	AUC-15DLS264	7065866	PLATE, striker-----	ea	2	%	%	X
H001-0718001	-----	220064	NUT, hex, ¼-20NC-2-----	ea	4	%	%	X
H001-5090701	-----	133784	SCREW, mach, ¼-20NC-2 x 1½-----	ea	4	%	%	X
H001-7025681	-----	120380	WASHER, lock, ¼ in-----	ea	4	%	%	X
G510-7740525	AUC-15U419A	7740525	REGULATOR, left door window, assembly (closed cab)-----	ea	1	%	%	X
G510-7740524	AUC-15U4901A	7740524	REGULATOR, right door window, assembly (closed cab)-----	ea	1	%	%	X
H001-5150151	-----	133043	SCREW, mach, ¼-20NC-2 x ¾-----	ea	12	%	%	X
H001-7025681	-----	120380	WASHER, lock, ¼ in-----	ea	12	%	%	X
G510-7065865	AUC-15DLS3019	7065865	RETAINER, weatherstrip (closed cab)-----	ea	2	%	%	X
H001-4135681	-----	120614	NUT, mach screw, No 10-32NF-2-----	ea	2	%	%	X
H001-1030586	-----	132908	SCREW, mach, No 10-32NF-2 x ½-----	ea	2	%	%	X
H001-1076155	-----	171356	SCREW, tapping, No 8-32NC-2 x ¾-----	ea	7	%	%	X
H001-7025621	-----	120217	WASHER, lock, No 10-----	ea	2	%	%	X

G510-7065864	AUC-15UST21111	7065864	STUD, check	ea	2	%		X
G510-7065869	AUC-15DLS2205	7065869	WEATHERSEAL, rear window glass (rubber)	ea	1	%		X
G510-7065888	AUC-15QUKS2551	7065888	WEATHERSTRIP, cab door (closed cab) (8 ft long)	ea	2	%		X
H101-0127884		127884	SCREW, tapping, No 10 x 5/8	ea	24	%		X
G510-7065889	AUC-15QUKS2612	7065889	WEATHERSTRIP, cab door (closed cab) (13 ft long)	ea	2	%		X
H101-0127884		127884	SCREW, tapping, No 10 x 5/8	ea	30	%		X
<b>1804—Windshields</b>								
G510-7366075	AUC-15UKS2244	7366075	ARM, quadrant (closed cab)	ea	4	%		X
G510-7368284	TS-D526	7368284	SCREW	ea	4	%		X
G510-7368285	AUC-A1501	7368285	WASHER	ea	4	%		X
G510-7368288	AUC-A1502	7368288	WASHER	ea	8	%		X
G510-7366076	AUC-A1503	7366076	ARM, quadrant (open cab)	ea	4	%		X
	AUC-15UKSF							
	3244							
G510-7368279	TS-D1046	7368279	SCREW	ea	2	%		X
	AUC-1A2251							
G510-7368280	TS-D1048	7368280	WASHER, spring	ea	2	%		X
	AUC-A1500							
G510-7366063	TS-3575D	7366063	BRACKET, center quadrant arm (closed cab)	ea	2	%		X
	AUC-15UKS							
	2239							
H101-0174851		174851	NUT, hex, 1/4-20NC-3	ea	4	%		X
H001-5090651		120697	SCREW, mach, 1/4-20NC-2 x 3/4	ea	4	%		X
H001-7025681		120380	WASHER, lock, 1/4 in.	ea	4	%		X
H001-7016621		138604	WASHER, lock, external teeth 1/4 in.	ea	4	%		X
G510-7366064	TS-3575C	7366064	BRACKET, side quadrant arm (closed cab)	ea	.2	%		X
	AUC-15UKS							
	2241							
H101-0115262		115262	SCREW, tapping, No 10 x 3/4	ea	4	%		X
H001-7016561		138597	WASHER, lock, external teeth No 10	ea	4	%		X
H009-0837000		59-G-670	GLASS, safety, thickness 1/4 in, width 14 in, length 24 in (windshield) (open cab).	ea	2	%		X
G510-7366086	AUC-15UKSF2455	7366086	GLASS, windshield (open cab) (Issue until stock is exhausted, then use GLASS, 59-G-670).	ea	2	%		X
	TS-3754C							
G510-7366128	TS-D1047	7366128	KNOB, adjusting (open cab)	ea	2	%		X
	AUC-15UU03064							
G510-7366087	AUC-15DLS3508	7366087	PANEL, center post, inner (closed cab)	ea	1	%		X
H001-1076155		171356	SCREW, tapping, No 8-32NC-2 x 5/8	ea	6	%		X

(1) STOCK NO.	(2) MFR'S PART NO.	(3) ORDNANCE PART NO.	(4) DESCRIPTION	(5) UNIT OF ISSUE	(6) QUAN INCORP IN UNIT	(7) ORGANIZATIONAL ALLOWANCES		(8) REFERENCE SYMBOLS
						1-12 (a)	13-48 (b)	
<b>ORGANIZATIONAL SPARE PARTS FOR—Continued</b>								
<b>GROUP 18—CAB—Continued</b>								
<b>1804—Windshields—Continued</b>								
G510-7366066	TS-3777B AUC-15UKSFA 3244	7366066	QUADRANT, outer frame (open cab)-----	ea	2	%	%	X
G510-7368279	TS-D1046 AUC-1A2251	7368279	SCREW-----	ea	2	%	%	X
G510-7368280	TS-D1048 AUC-A1500	7368280	WASHER, spring-----	ea	1	%	%	X
G510-7366067	AUC-15UKSF3727	7366067	RETAINER, weather strip (open cab)-----	ea	1	%	%	X
H001-4135621		120622	NUT, mach screw, No 8-32NC-2-----	ea	9	%	%	X
H101-0133477		133477	SCREW, mach, fl-hd, No 8-32NC-2 x 5/16-----	ea	1	%	%	H-1
H001-5147521		121749	SCREW, mach, rd-hd, No 8-32NC-2 x 5/16-----	ea	8	%	%	H-1
H001-7025591		121841	WASHER, lock, No 8-----	ea	9	%	%	H-1
G510-7368281	AUC-15UKSF 23065	7368281	SCREW, adjusting, outer frame quadrant (open cab)-----	ea	2	%	%	X
G510-7368282	TS-D525 AUC-15UKS2243	7368282	SCREW, thumb, outer frame quadrant (closed cab)-----	ea	4	%	%	X
G510-7368288	TS-D714 AUC-A1503	7368288	WASHER, adjusting knob (open cab)-----	ea	4	%	%	X
H001-7045591		120388	WASHER, plain, 3/8 in (outer frame quadrant adjusting screw) (open cab)-----	ea	4	%	%	H-1
G510-7366168	AUC-15UKSF 31045	7366168	WEATHERSTRIP, windshield (open cab)-----	ea	1	%	%	X
G510-7366068	TS-3754B AUC-15UKSF 497	7366068	WINDSHIELD, assembly (open cab)-----	ea	1	%	%	X
G510-7366071	AUC-15UKS4284	7366071	WINDSHIELD, left, assembly (closed cab)-----	ea	1	%	%	X
G510-7366069	AUC-15UKS497	7366069	WINDSHIELD, right, assembly (closed cab)-----	ea	1	%	%	X
H001-4135681		120614	NUT, mach screw, No 10-32NF-2-----	ea	12	%	%	H-1
H001-5148871		132915	SCREW, mach, No 10-32NF-2 x 3/4-----	ea	12	%	%	H-1
H001-7025621		120217	WASHER, lock, No 10-----	ea	12	%	%	H-1

1806.1—Seat Cushions

G510-7366142	AUC-16UKSF 32220	7366142	CUSHION, companion seat, assembly (open cab)-----	ea	1	%	%	X
G510-7366141	AUC-16UKSF3990	7366141	CUSHION, companion seat back, assembly (open cab)-----	ea	1	%	%	X
G510-7366140	AUC-16UKSF 32230	7366140	CUSHION, driver's seat, assembly (open cab)-----	ea	1	%	%	X
G510-7712493	AUC-16UKSF 32210	7712493	CUSHION, driver's seat back, assembly (open cab)-----	ea	1	%	%	X
G510-7366077	AUC-15UKSF4690	7366077	PAN, driver's seat, assembly 4-----	ea	2	%	%	X
H101-0172654	-----	172654	NUT, slotted, 3/8-16NC-3-----	ea	2	%	%	H-1
H001-0811040	-----	103374	PIN, cotter, 3/8 x 1-----	ea	2	%	%	H-1
G510-7368286	AUC-15UKSF 28088	7368286	SCREW-----	ea	2	%	%	X
G510-7366131	AUC-S1973	7366131	WASHER-----	ea	4	%	%	X

1806.3—Floor Board Mats, Seals

G510-7372064	AUC-16UKS22616	7372064	MAT, floor board insert, assembly (closed cab)-----	ea	1	%	%	X
G510-7065854	SWX-100015 AUC-16UKSA 31799	7065854	MAT, left floor board, assembly (closed cab)-----	ea	1	%	%	X
G510-7372065	AUC-16UKS32727	7372065	MAT, left toe board, assembly (closed cab)-----	ea	1	%	%	X
G510-7372066	SWX-100016 AUC-16UKS32689	7372066	MAT, right toe board, assembly (closed cab)-----	ea	1	%	%	X
H101-0171507	SWX-100017	171507	SCREW, tapping, No 10-24NC-2 x 5/8 (left mat (2), right mat (4)).	ea	6	%	%	X
H001-7045491	-----	120385	WASHER, plain, No 10 (left mat (2), right mat (4))-----	ea	6	%	%	X
G510-7065857	AUC-16UKSA 32689	7065857	MAT, toe board, assembly (closed cab) (Used on vehicles equipped with heater).	ea	1	%	%	X
H001-1076155	-----	171356	SCREW, tapping, No 8-32NC-2 x 5/8-----	ea	3	%	%	X
H001-7043681	-----	120392	WASHER, plain, 1/4 in-----	ea	3	%	%	X
G510-7372072	AUC-16UKSA 22016	7372072	SEAL, dust, clutch and brake pedal (felt) (Used with metal floor board).	ea	2	%	%	X
G510-7065856	AUC-16UKS1188	7065856	SEAL, dust gear shift lever-----	ea	1	%	%	X
G510-7065855	AUC-16UKSB 22016	7065855	SEAL, dust steering jacket (felt) (Used with metal floor board)-----	ea	1	%	%	X
H001-0312009	-----	548208	BUR, rivet, No 10-----	ea	20	%	%	X
H001-0930007	-----	136492	RIVET, tubular, 3/4 x 5/16-----	ea	20	%	%	X

1808—Stowage

41-B-1925	-----	41-B-1925	BRACKET, tool (pioneer equipment set)-----	ea	1	%	%	J-17
G158-6578296	-----	D78296	CASE, rifle (universal)-----	ea	2	%	%	NX
H002-0103500	-----	500883	HOLDER, oiler, pushbottom type-----	ea	1	%	%	H-2

For explanation of footnotes, see NOTES, page 73.

(1) STOCK NO.	(2) MFR'S PART NO.	(3) ORDNANCE PART NO.	(4) DESCRIPTION	(5) UNIT OF ISSUE	(6) QUAN INCORP IN UNIT	(7) ORGANIZATIONAL ALLOWANCES		(8) REFERENCE SYMBOLS
						1-12 (a)	13-48 (b)	
<b>ORGANIZATIONAL SPARE PARTS FOR—Continued</b>								
<b>GROUP 22—MISCELLANEOUS CAB AND ACCESSORY ITEMS</b>								
<b>2201—Canvas Items</b>								
G510-7366080	AUC-15UKSF4520	7366080	CURTAIN, cab, left side, assembly	ea	1	%	%	X
G510-7366078	-----	7366078	CURTAIN, cab, rear, assembly	ea	1	%	%	X
G510-7366079	AUC-15UKSF4510	7366079	CURTAIN, cab, right side, assembly	ea	1	%	%	X
G510-7366132	AUC-15UKSF 23118	7366132	EYE, cab curtain patch	ea	8	%	%	X
H001-4135661	-----	120361	NUT, mach, screw, No 10-24NC-2	ea	12	%	%	H-1
H001-5148851	-----	132908	SCREW, mach, No 10-32NF-2 x 1/2	ea	4	%	%	H-1
H001-5148281	-----	120910	SCREW, mach, No 10-24NC-2 x 3/4	ea	4	%	%	H-1
G510-7366133	AUC-S1606A	7366133	SCREW, machine (No 10 (0.190)-24NC-2 x 1 1/2)	ea	8	%	%	X
H001-7025621	-----	120217	WASHER, lock, No 10	ea	12	%	%	H-1
G510-7366147	AUC-15UKSF 23086	7366147	HOOK, lashing, cab pauline rope (hold-down, cab top cover)	ea	1	%	%	X
H101-0174851	-----	174851	NUT, hex, 1/4-20NC-3	ea	2	%	%	H-1
H001-5150151	-----	133043	SCREW, mach, 1/4-20NC-2 x 3/4	ea	2	%	%	H-1
H001-7025681	-----	120380	WASHER, lock, 1/4 in.	ea	2	%	%	H-1
G510-7366148	AUC-15UKSFA 23073	7366148	KNOB, binding, cab top cover, small	ea	2	%	%	X
H101-0174851	-----	174851	NUT, hex, 1/4-20NC-3	ea	2	%	%	H-1
H001-5090701	-----	133784	SCREW, mach, 1/4-20NC-2 x 1 1/2	ea	2	%	%	H-1
H001-7025681	-----	120380	WASHER, lock, 1/4 in.	ea	2	%	%	H-1
G510-7366150	AUC-15UKSFA 32262	7366150	ROD, cab left curtain	ea	1	%	%	X
G510-7366149	AUC-15UKSFA 3362	7366149	ROD, cab right curtain	ea	1	%	%	X
G510-7366151	AUC-15UKSF2363	7366151	SOCKET, cab curtain rod	ea	2	%	%	X
H001-5148861	-----	132911	SCREW, mach, No 10-32NF-2 x 5/8	ea	8	%	%	H-1
H001-7025621	-----	120217	WASHER, lock, No 10	ea	8	%	%	H-1
G510-7366143	AUC-15UKSF 52450	7366143	TOP, cover, cab, assembly (canvas)	ea	1	%	%	NX

2202—Windshield Wipers, Rear View Mirrors

H002-0583264	583264	ARM, adjustable (rear view mirror, outside)	ea	2	%	H-2	X
G510-7366159	7366159	ARM, windshield wiper, assembly (Issue until stock is exhausted, then use ARM, 500810).	ea	2	%		X
H017-0500810	500810	ARM, windshield wiper, adjustable, 8 to 11½ in.	ea	2	%		X
8800-L778-31ZE		BLADE, windshield wiper (Issue until stock is exhausted, then use BLADE, 500812).	ea	2	%		X
AUC-16UKSF							
41130							
H017-0500812	500812	BLADE, windshield wiper, 8¼ in.	ea	2	%		X
H002-0547201	547201	MIRROR, rear view, inside, assy	ea	1	%	H-2	X
H001-4135661	120361	NUT, mach screw, No 10-24NC-2	ea	2	%	H-1	X
H001-5148251	120221	SCREW, mach, No 10-24NC-2 x ½	ea	2	%	H-1	X
H001-7025621	120217	WASHER, lock, No 10	ea	4	%	H-1	X
G514-5586092	5586092	MIRROR, rear view, outside, assembly (Issue until stock is exhausted, then use MIRROR, 547202 and ARM, 583264).	ea	2	%		X
H001-4026501	220069	NUT, hex, ¼-20NC-2	ea	8	%	H-1	X
H001-5150151	133043	SCREW, mach, ¼-20NC-2 x ¾	ea	8	%	H-1	X
G510-7372043	7372043	STUD	ea	4	%		X
H001-7025681	120380	WASHER, lock, ¼ in.	ea	8	%	H-1	X
H001-7045531	120386	WASHER, plain, ¼ in.	ea	4	%	H-1	X
H002-0547202	547202	MIRROR, rear view, outside, assy	ea	2	%	H-2	X
H017-0500845	500845	MOTOR, windshield wiper, assy	ea	2	%		X
H001-5148891	132923	SCREW, mach, No 10-32NF-2 x 1	ea	4	%	H-1	X
H001-7025621	120217	WASHER, lock, No 10	ea	4	%	H-1	X
G528-7332400	7332400	VALVE, regulating, windshield wiper, assembly (Issue until stock is exhausted, then use VALVE, TRI-754705-ZE).	ea	2	%		X
AUC-16UKS							
01428							
G509-0427259		VALVE, regulating, windshield wiper, assembly (Issue only when VALVE, 7332400 has been exhausted).	ea	2	%		X
TRI-754705-ZE							
AUC-16UKSF							
01428							
G510-7099350	7099350	WIPER, windshield, assembly (open cab) (Issue until stock is exhausted, then use COMPONENTS).	ea	2	%		X
TRI-FP676-1							
AUC-16UKSF							
4823							
G510-7331458	7331458	WIPER, windshield, assembly (closed cab) (Issue until stock is exhausted, then use COMPONENTS).	ea	2	%		X
TRI-FP657							
AUC-16UKS							
4823							
H001-4135681	120614	NUT, mach screw, No 10-32NF-2	ea	4	%	H-1	X
H001-5148851	132908	SCREW, mach, No 10-32NF-2 x ½	ea	4	%	H-1	X
H001-7025621	120217	WASHER, lock No 10	ea	4	%	H-1	X
8240-G400851-156							
AUC-16UUA							
03211							
8240-G400851-156		CASING, flexible shaft, assembly (Issue until stock is exhausted, then use SHAFT, 7704088).	ea	1	%		X

2208.1—Speedometer

SW-G400851-156  
AUC-16UUA  
03211

(1) STOCK NO.	(2) MFR'S PART NO.	(3) ORDNANCE PART NO.	(4) DESCRIPTION	(5) UNIT OF ISSUE	(6) QUAN INCORP IN UNIT	(7) ORGANIZATIONAL ALLOWANCES		(8) REFERENCE SYMBOLS
						1-12 (a)	13-48 (b)	
<b>ORGANIZATIONAL SPARE PARTS FOR—Continued</b>								
<b>GROUP 22—MISCELLANEOUS CAB AND ACCESSORY ITEMS—Continued</b>								
<b>2208.1—Speedometer—Continued</b>								
8240-95116-156	SW-95116-156 AUC-16UUA 0557		CORE, flexible shaft	ea	1	%	%	X
G509-0195004	SW-105947 AUC-16S0571 SW-448100		GEAR, driven, speedometer (Also available as part of GEAR SET, AUC-16UU03056).	ea	1	%	%	X
G510-7704088	SW-446035-156 AUC-16UU0800	7704088	SHAFT, flexible, assembly (Includes CORE and CASING)	ea	1	%	%	X
G510-7366129	AUC-16SK01705	7366129	SLEEVE, driven gear (transfer case)	ea	1	%	%	X
G116-0401031	SW-590AB AUC-16UKS 3760	B266142	SPEEDOMETER, assembly	ea	1	%	%	X
<b>2208.2—Tachometer</b>								
8240-659BA	SW-659BA AUC-16D01230		ADAPTER, flexible shaft, w/o GEAR and PIN, assembly (gear ratio 1 to 1).	ea	1	%	%	X
G102-0400530	SW-G7817	A214585	CUP, grease	ea	1	%	%	X
G510-7740522	SW-C36796-55 AUC-16UU0557	7740522	CORE, flexible shaft	ea	1	%	%	X
G509-7700846	SW-74824	7700846	GEAR, w/SHAFT, drive, output, assy (driven, w/integral SHAFT) (In adapter).	ea	1	%	%	X
G102-0401227	SW-78283	A214579	PLUG, hex-hd, S (end, adapter) (grease plug end)	ea	1	%	%	X
H006-0283800		219187	PLUG, pipe, 1/8 in (adapter, driven gear end)	ea	1	%	%	X
G116-7361883	SW-SG96248-156	7361883	SHAFT, casing, flexible, assembly (Issue until stock is exhausted, then use SHAFT, 7744256).	ea	1	%	%	X
G511-7744256	SW-36800-55 AUC-16UU01220	7744256	SHAFT, flexible, drive, assembly (55 in long) (Includes CORE and CASING).	ea	1	%	%	X
G509-7743767	SW-20816	7743767	SLEEVE, driven gear (flexible shaft) (on adapter)	ea	1	%	%	X



G509-0396046	SW-424BE AUC-16UKS 31210	TACHOMETER, assembly	ea	1	%	%	X
<b>2210—Vehicular Data Plates</b>							
G510-7520191	AUC-16UUB22285	7520191	PLATE, caution, engine speed	ea	1	%	X
G510-7520193	AUC-16UUC22285	7520193	PLATE, instruction, cooling system drain	ea	1	%	X
G510-7520192	AUC-16UU31896	7520192	PLATE, instruction, gear shift (transmission, transfer and front axle)	ea	1	%	X
G510-7524300		7524300	PLATE, instruction, parts list, operator's and maintenance manuals	ea	1	%	X
G510-7520194	AUC-16UU22285B	7520194	PLATE, instruction, vehicle data	ea	1	%	X
G510-7524737		7524737	PLATE, vehicle shipping data	ea	1	%	X
G510-7520190	AUC-16UUA22285	7520190	PLATE, warning, brake low air pressure warning buzzer	ea	1	%	X

(1) STOCK NO.	(2) ORDNANCE PART NO.	(3) DESCRIPTION	(4) UNIT OF ISSUE	(5) ORGANIZATIONAL ALLOWANCES		(6) REFERENCE SYMBOLS	(7) FIG NO.
				CO, BTRY, OR TRP			
				NO. OF MAJOR ITEMS			
				TOOL SET 2nd ECHELON SP, SET A 41-T-3568-570	TOOL SET 2nd ECHELON SP, SET B 41-T-3569-570		
<b>ORGANIZATIONAL TOOL SETS</b>							
41-T-3568-570	41-T-3568-570	TOOL SET, 2nd echelon, sp, Set A	set	(7)		NX	
41-T-3569-570	41-T-3569-570	TOOL SET, 2nd echelon, sp, Set B Any item listed hereunder may be requisitioned separately under its own Federal stock number.	set		(7)	NX	
41-A-18-241	41-A-18-241	ADAPTER, puller, shackle bolt	ea			1 G-27	3
41-E-628	41-E-628	EYE, lifting, engine, threaded end 1/2-13NC-3, OD of eye 2 1/8 in, lgh overall 5 7/8 in.	ea			2 G-27	3
41-P-2951-35	41-P-2951-35	PULLER, pitman arm	ea			1 G-27	3
41-W-3059-150	41-W-3059-150	WRENCH, tubular, sgle end, hex, size of opng 1 1/4 in, lgh overall 3 in.	ea			1 G-27	3
41-W-2612-25	41-W-2612-25	WRENCH, wheel brg nut, dble end, oct opngs 3 5/8 and 3 7/8 in.	ea		1	1 G-27	3
41-W-3825-128	41-W-3825-128	WRENCH, wheel brg nut, sgle end, oct opng, size opng 4 1/8 in, lgh 3 1/4 in.	ea		1	1 G-27	3

For explanation of footnotes, see NOTES, page 73.

(1) STOCK NO.	(2) ORDNANCE PART NO.	(3) DESCRIPTION	(4) UNIT OF ISSUE	(5) ORGANIZATIONAL ALLOWANCES PER MAJOR ITEM	(6) REFERENCE SYMBOLS
<b>MISCELLANEOUS MATERIAL</b>					
<b>VEHICULAR EQUIPMENT</b>					
41-A-1277 s		Provisions are made for storage of the following equipment which is not issued with the major item, but issued as organizational equipment, as per T/O&E and installed by the using troops.			
H014-0540006		AXE, hdl, chopping, sgle bit, std grade, wt 4 lb.	ea	1	QMC NX
H014-0540023	540006	CHAIN, pneumatic tire, truck, dual (3-side-chain-type TD), 9.00-20-pr	pr	1	H-14 NX
42-D-1280 s	540023	CHAIN, pneumatic tire, truck, sgle (type TS), 9.00-20-pr	pr	1	H-14 NX
41-H-1286		DRUM, inflammable liquid gasoline, S, w/carrying hdl, cap 5 gal	ea	2	QMC NX
41-M-722 s	41-H-1286	HANDLE, mattock, lgh 36 in	ea	1	J-17 X
41-S-3170 s		MATTOCK, pick, w/o hdl, wt 5 lb.	ea	1	QMC NX
		SHOVEL, general purpose, "D" hdl, plain back, strap pattern, rd-pt	ea	1	QMC NX
<b>KIT, WINTERIZATION</b>					
G249-5700976	5700976	The kit listed hereunder is not issued initially with the major item, but is issued on the basis of oversea commander's requisitions.	ea		G-249 NX
G249-5701098	5701098	KIT, winterization, arctic			
G249-5700977	5700977	Consisting of: 1 KIT, closure, hard top. 1 KIT, heater, personnel.			G-249 NX G-249 NX
G249-7720768	7720768	Consisting of: 1 COVER, radiator, assy. 1 DEFROSTER, assy.			G-249 NX G-249 NX
G249-7720738	7720738	1 HEATER, personnel, assy.			G-249 NX
G249-5701097	7720783	1 PRIMER, assy.			G-249 NX
	5701097	1 KIT, heater, power plant.			G-249 NX
	7720684	Consisting of: 1 HEATER, btry box, assy.			G-249 NX
	7720668	1 HEATER, power plant, assy.			G-249 NX
G249-7720700	7720700	1 RECEPTACLE, slave, assy.			G-249 NX
<b>ARMAMENT</b>					
		The following armament is not issued with the major item, but issued as organizational equipment, as per T/O&E and installed by the using troops. For organizational maintenance allowances see the ORD 7 portion of the SNL indicated in parentheses.			
		MOUNT, truck, M36 (for open cab) (SNL A-55, Sec 19)	ea	1	A-1 NX
		MOUNT, truck, M61 (for closed cab) (SNL A-55, Sec 55)	ea	1	A-1 NX

### ARTICLES FOR INSTRUCTIONAL PURPOSES

The following item WILL NOT BE TAKEN into the field, upon permanent change of station, or into an oversea command. Units will turn in all equipment to the commanding officer of the station from which they depart. The receiving officer will make a report to the army commander without delay, showing number, type, and condition of items received.  
GRAPHIC TRAINING AID 9-25 (Preventive Maintenance, Automotive) 9

AG NX

ea

(1) STOCK NO.	(2) ORDNANCE PART NO.	(3) DESCRIPTION	(4) UNIT OF ISSUE	(5) REFERENCE SYMBOLS
		<b>APPLICABLE CLEANING AND PRESERVING MATERIALS</b>		
		The following items, extracted from ORD 3 SNL K-1, are requisitioned as required. For usage see TM 9-850 and TM 9-2851.		
38-B-2640	38-B-2640	BRUSH, paint, flat, mtl bound, med grade, 3 x 3 1/4 in.	ea	K-1 NX
52-C-1450	52-C-1450	CEMENT, rubber, natural, non-vulcanizing, 2 oz tube.	ea	K-1 X
52-C-1452	52-C-1452	1 pt tube	ea	K-1 X
52-C-1454	52-C-1454	1 qt can	ea	K-1 X
42-C-20363-50	42-C-20363-50	CLOTH, abrasive, al-oxide, sheet 9 x 11 in, grade 3/0-120, 50 sheet sleeve	pkg	K-1 X
27-C-2684-880	27-C-2684-880	CLOTH, wiping cotton, 5 lb bag.	ea	K-1 X
27-C-2690	27-C-2690	100 lb bale	ea	K-1 X
51-C-1554-15	51-C-1554-15	COMPOUND, antifreeze (ethylene glycol type), 1 gal (zone of interior issue only)	ea	K-1 X
51-C-1554-20	51-C-1554-20	1 gal, export packed (for export shipment only)	ea	K-1 X
51-C-1554-35	51-C-1554-35	55 gal (for issued to depots, arsenals, motor pools, etc)	ea	K-1 X
51-C-1568-500	51-C-1568-500	COMPOUND, cleaning, pkg containing 1 lb of cleaner and 4 oz of neutralizer (for engine cooling system).	ea	K-1 X
51-C-1588-775	51-C-1588-775	COMPOUND, inhibitor, corrosion, 5 oz (for water and ethylene glycol) (5 oz inhibits 4 gal of water or water-ethylene glycol solution used for second season. Not required for new ethylene glycol-water solution).	ea	K-1 X
52-C-3099-5	52-C-3099-5	COMPOUND, insulation, ignition, 1 qt.	ea	K-1 X
52-E-7574	52-E-7574	ENAMEL, rust inhibiting, od, 1 gal.	ea	K-1 X
52-E-7574-75	52-E-7574-75	5 gal.	ea	K-1 X
		ENAMEL, synthetic lustreless (See ORD 3 SNL K-1 for appropriate colors)	ea	QMC X
		GREASE, lubr, general purpose, No 0 (QMC issue)	ea	QMC X
		GREASE, lubr, general purpose, No 2 (QMC issue)	ea	QMC X

(1) STOCK NO.	(2) ORDNANCE PART NO.	(3) DESCRIPTION	(4) UNIT OF ISSUE	(5) REFERENCE SYMBOLS
<b>APPLICABLE CLEANING AND PRESERVING MATERIALS—Continued</b>				
14-G-984-1	14-G-984-1	GREASE, lubr, mineral, ball and roller brg, 1 lb.....	ea	K-1
14-G-984-25	14-G-984-25	25 lb.....	ea	K-1
		GREASE, water pump (Waterproof grease No 4) (QMC issue).....	lb	QMC
		LUBRICANT, gear, univ, grade 75, 5 gal (QMC issue).....	ea	QMC
		LUBRICANT, gear, univ, grade 90, 5 gal (QMC issue).....	ea	QMC
		OIL, lubr, engine, 1 qt can, SAE 10 (QMC issue).....	ea	QMC
		SAE 30 (QMC issue).....	ea	QMC
		OIL, lubr, preservative, med, 2 oz.....	ea	K-1
		OIL, lubr, preservative, sp, 2 oz (oblong screw top can).....	ea	K-1
		4 oz (oblong can w/spout).....	ea	K-1
		1 qt.....	ea	K-1
		PAINT, gasoline-soluble, lustreless (paste) (for removable camouflage, insignia, and identification markings) (see ORD 3 SNL K-1 for appropriate colors).		
		SOLVENT, dry cleaning (Use THINNER, paint, volatile mineral spirits).		
		SPONGE, cellulose, coarse pore, rect, Size 6 (med), 1 3/8 x 3 1/4 x 5 in.....	ea	K-1
41-S-4037	41-S-4037	Size 10 (large), 2 1/4 x 4 3/8 x 6 1/4 in.....	ea	K-1
41-S-4039	41-S-4039	THINNER, enamel, synthetic, 1 gal.....	ea	K-1
		5 gal.....	ea	K-1
52-T-445	52-T-445	THINNER, paint, volatile mineral spirits, 1 gal.....	ea	K-1
52-T-450	52-T-450	5 gal.....	ea	K-1
52-T-750	52-T-750	WASTE, cotton, white, 5 lb pkg.....	ea	K-1
52-T-760	52-T-760	100 lb bale.....	ea	K-1
27-W-335	27-W-335		ea	K-1
27-W-339	27-W-339		ea	K-1

## NOTES

### Explanation of Symbols

J-17	SNL symbols such as J-17, H-1, K-1, etc, refer to the SNL in which the item is reviewed.
NX	Items marked by (NX) are nonexpendable.
X	Items marked by (X) are expendable.
‡	As required.
%	The percent symbol (%) indicates additional items not carried by this category of maintenance, but which may be requisitioned when needed for repair.
AG	The Adjutant General.
CmlC	Chemical Corps.
ENG	Corps of Engineers.
QMC	Quartermaster Corps.

### Footnotes

- <sup>1</sup>One (1) SET 5701297 is authorized per major item.
- <sup>2</sup>Additional copies, when needed, to be requisitioned from The Adjutant General.
- <sup>3</sup>Corps of Engineers stock number. This item, when needed, is to be requisitioned from The Corps of Engineers.
- <sup>4</sup>Unauthorized for organizational maintenance. Added for information only.
- <sup>5</sup>Also available separately, see subgroup indicated.
- <sup>6</sup>Also available separately until stock is exhausted, see subgroup indicated.
- <sup>7</sup>Allowances are authorized in applicable T/A or T/O&E.
- <sup>8</sup>Quartermaster Corps stock number. This item, when needed, is to be requisitioned from The Quartermaster Corps.
- <sup>9</sup>One per organization; to schools and training centers as required, see SR 310-20-3.






Figure 1. Truck, 4 to 5-ton, 4 x 4, Coe, tractor (closed cab)—left front view.

RA PD 346136



RA PD 77956A

*Figure 2. Truck, 4 to 5-ton, 4 x 4, Coe, tractor (open cab)—right front view.*



RA PD 130857

Figure 3. Special tools for 4 to 5-ton, 4 x 4, truck.

☆ U. S. GOVERNMENT PRINTING OFFICE: 1951—901119/418A



80V  
GEREG. MEERD