


D. 101.11:  
5-6115-550-20 P

TM 5-6115-550-20P

# TECHNICAL MANUAL

## ORGANIZATIONAL MAINTENANCE REPAIR PARTS AND SPECIAL TOOLS LISTS



**POWER PLANT, ELECTRIC, DIESEL ENGINE,**

**SKID MOUNTED, 3 UNIT; 1500 KW, 4160 V, 60 HERTZ**

**(A.G. SCHOONMAKER MODEL SM500-6800-3) FSN 6115-250-4404,**

**4 UNIT, 2000 KW, 4160 V, 60 HERTZ**

**(A.G. SCHOONMAKER MODEL SM500-6800-4), FSN 6115-250-4405**

UNIVERSITY OF VIRGINIA LIBRARY



X004815992

This copy is a reprint which includes current pages from Change 1.

**HEADQUARTERS, DEPARTMENT OF THE ARMY**

**JUNE 1971**

By Order of the Secretary of the Army:

**JOHN A. WICKHAM, JR.**  
*General, United States Army*  
*Chief of Staff*

Official:

**R. L. DILWORTH**  
*Brigadier General, United States Army*  
*The Adjutant General*

**DISTRIBUTION:**

To be distributed in accordance with DA Form 12-25A, Organizational Maintenance Requirements for Power Plant, Electric, Skid Mounted, 3 Unit, 60HZ (1500KW, 4160V: SM500-6800-3; 2000KW, 4160V: SM500-6800-4).

Technical Manual }  
 No. 5-6115-550-20P }

HEADQUARTERS  
 DEPARTMENT OF THE ARMY  
 Washington, D. C., 5 June 1971

**ORGANIZATIONAL MAINTENANCE REPAIR PARTS  
 AND SPECIAL TOOLS LISTS**

**POWER PLANT, ELECTRIC, DIESEL ENGINE, SKID MOUNTED,  
 3 UNIT; 1500 KW, 4160 V, 60 HERTZ (A.G. SCHOONMAKER  
 MODEL SM500-6800-3) FSN 6115-250-4404, 4 UNIT, 2000 KW,  
 4160 V, 60 HERTZ (A.G. SCHOONMAKER MODEL SM500-6800-4),  
 FSN 6115-250-4405**

Current as of 26 May 1971

	Paragraph	Page
Section I.	INTRODUCTION . . . . .	iii
	Scope . . . . .	1 iii
	General . . . . .	2 iii
	Explanation of columns . . . . .	3 iii
	Special information . . . . .	4 v
	How to locate repair parts . . . . .	5 v
	Abbreviations . . . . .	6 v
	Federal supply codes for manufacturers . . . . .	7 vi
	Recommendations for maintenance publications improvement . . . . .	8 vi
		Listing Page      Illus. Figure
	II. PRESCRIBED LOAD ALLOWANCE . . . . .	1
Section III.	REPAIR PARTS FOR ORGANIZATIONAL MAINTENANCE . . . . .	8
Group 01.	Engine Assembly, Air Compressor . . . . .	8
	Muffler . . . . .	1
	Engine guards . . . . .	2
	Fuel tank . . . . .	3
	Fuel filter and lines . . . . .	4
	Carburetor . . . . .	5
	Flywheel and pulley . . . . .	6
	Magneto, coil and backplate . . . . .	7
	Sparkplug and rotor . . . . .	8
	Governor control . . . . .	10
	Cylinder head, valve cover . . . . .	11
	Engine block and crankshaft . . . . .	12
	Gear case . . . . .	13
02.	Air Compressor Assembly . . . . .	13
	Head assembly . . . . .	16
	Crankcase . . . . .	17
	Cylinder, piston and rods . . . . .	18
	Pilot assembly . . . . .	19

	Listing Page	Illus Figure
Hydraulic assembly . . . . .		20
Check valve . . . . .		21
03. Tanks Lines and Fittings . . . . .	16	
Air tank . . . . .		22
Air tank and fittings . . . . .		23
Fuel tank and gauges . . . . .		24
Fuel lines . . . . .		25
04. Prelube Pump and Piping . . . . .	18	26
05. Engine Control Panel . . . . .	19	27
06. Generator Assembly . . . . .	20	
08. Silencer and Pipes . . . . .	20	
Exhaust pipe . . . . .		29
Silencer . . . . .		30
09. Radiator and Guards . . . . .	22	
Radiator . . . . .		31
Radiator kit . . . . .		32
Guards . . . . .		33
10. Filters and Bracket . . . . .	23	
Fuel filter . . . . .		34
Oil filter . . . . .		35
11. Oil Cooler and Lines . . . . .	26	
Oil cooler . . . . .		37
Oil cooler lines . . . . .		38
13. Pump Fuel Transfer . . . . .	30	40
15. Pump Fuel Priming . . . . .	30	43-44
16. Service Meter . . . . .	31	45-46
19. Lubrication Valve and Lines . . . . .	33	50
20. Air Cleaner and Brackets . . . . .	33	51-52
21. Fuel Lines and Support . . . . .	34	53-54
22. Governor and Linkage . . . . .	37	
23. Tachometer Drive . . . . .	37	57
27. Water Lines . . . . .	38	61
28. Water and Air Shut Off . . . . .	40	
Water temperature shut off . . . . .		62
Air shut off . . . . .		63
29. Front Lifting Eye and Breather . . . . .	41	
Front lifting eye . . . . .		64
Breather . . . . .		65
30. Manifold Intake . . . . .	42	66
31. Turbocharger . . . . .	42	67
34. Air Starting . . . . .		
Regulator valve . . . . .		72
Lubricator . . . . .		73
Silencer . . . . .		74
38. Oil Pan . . . . .	45	79
43. Switchboard (Redco) . . . . .	45	
Feeder panel (sheet 1 of 3) . . . . .		84
Feeder panel (sheet 3 of 3) . . . . .		84(3)
Generator panel (sheet 1 of 3) . . . . .		85(1)
Generator panel (sheet 2 of 3) . . . . .		85(2)
Generator panel (sheet 3 of 3) . . . . .		85(3)
Auxiliary panel (sheet 1 of 3) . . . . .		86(1)
Auxiliary panel (sheet 2 of 3) . . . . .		86(2)
Auxiliary panel (sheet 3 of 3) . . . . .		86(3)
44. Switchboard (Lloyd) . . . . .	49	
Feeder panel (sheet 1 of 3) . . . . .		87(1)
Generator panel (sheet 1 of 3) . . . . .		88(1)
Generator panel (sheet 2 of 3) . . . . .		88(2)
Auxiliary panel . . . . .		89(1)
Auxiliary panel . . . . .		89(2)
Auxiliary panel . . . . .		89(3)
45. Gasket Set and Repair Kits . . . . .	51	
Section IV. SPECIAL TOOLS, TEST AND SUPPORT EQUIPMENT (NOT APPLICABLE)		
V. FEDERAL STOCK NUMBER AND REFERENCE NUMBER INDEX . . . . .		122



## SECTION I INTRODUCTION

### 1. Scope

This manual lists repair parts, special tools, test and support equipment required for the performance of organizational maintenance of the Power Plant.

### 2. General

This Repair Parts and Special Tools List is divided into the following sections:

*a. Prescribed Load Allowance (PLA) - Section II.* A composite listing of the repair parts, special tools, test and support equipment having quantitative allowances for initial stockage at the organizational level.

*b. Repair Parts - Section III.* A list, in figure and item number sequence, of repair parts authorized at the organizational level for the performance of maintenance, including those items which must be removed for replacement of the authorized item. Items, except kits and sets, are listed by assembly group in top down breakdown sequence. Repair parts kits and sets are listed separately as Group 45 at the end of the Repair Parts List without regard to the assembly group to which they belong. Components of the kits and sets are listed in their proper sequence in the assembly group to which they belong and are referenced to the FSN of the kit or set.

*c. Special Tools, Test and Support Equipment - Section IV.* A list of special tools, test and support equipment authorized for the performance of maintenance at the organizational level. (Not applicable.)

*d. Federal Stock Number and Reference Number Index - Section V.* A list of Federal Stock Numbers in ascending numerical sequence followed by a list of reference numbers in alpha-numeric sequence, cross-referenced to the illustration figure number and item number.

*Note.* Items not illustrated are cross-referenced to group number.

### 3. Explanation of Columns

The following provides an explanation of

columns in the tabular lists in Sections II, and III.

*a. Source, Maintenance, and Recoverability Codes (SMR):*

(1) Source code indicates the source for the listed item. Source Codes are:

<i>Code</i>	<i>Explanation</i>
P	Repair Parts, Special Tools and Test Equipment supplied from GSA/DSA, or Army supply system, and authorized for use at indicated maintenance categories.
P2	Repair parts, Special Tools and Test Equipment which are procured and stocked for insurance purposes because combat or military essentiality of the end item dictates that a minimum quantity be available in the supply system.
M	Repair Parts, Special Tools and Test Equipment which are not procured or stocked, as such, in the supply system but are to be manufactured at indicated maintenance levels.
A	Assemblies which are not procured or stocked as such, but are made up of two or more units. Such components units carry individual stock numbers and descriptions, are procured and stocked separately and can be assembled to form the required assembly at indicated maintenance categories.
X	Parts and assemblies that are not procured or stocked because the failure rate is normally below that of the applicable end item or component. The failure of such part or assembly should result in retirement of the end item from the supply system.
X1	Repair Parts which are not procured or stocked. The requirement for such items will be filled by the next higher assembly or component.
X2	Repair Parts, Special Tools, and Test Equipment which are not stocked and have no foreseen mortality. The indicated maintenance category requiring such repair parts will attempt to obtain the parts through cannibalization or salvage, the item may be requisitioned with exception data, from the end item manager, for immediate use.
G	Major assemblies that are procured with PEMA funds for initial issue only as exchange assemblies at DSU and GSU level. Those assemblies will not be stocked above DS and GS level or returned to depot supply level.

(2) Maintenance code indicates the lowest category of maintenance authorized to install the listed item. The maintenance level codes are:

Code	Explanation
C . . . . .	Crew or Operator maintenance.
O . . . . .	Organizational maintenance.

(3) Recoverability code indicates whether unserviceable items should be returned for recovery or salvage. Items not coded are expendable. Recoverability codes are:

Code	Explanation
R	Applied to repair parts, (assemblies and components) special tools and test equipment which are considered economically repairable at direct and general support maintenance levels. When the item is no longer economically repairable, it is normally disposed of at the GS level. When supply considerations dictate, some of these repair parts may be listed for automatic return to supply for depot level repair as set forth in AR 710-50. When so listed, they will be replaced by supply on an exchange basis.
S	Repair Parts, Special Tools, Test Equipment and assemblies which are economically repairable at DSU and GSU activities and which normally are furnished by supply on an exchange basis. When items are determined by a GSU to be uneconomically repairable, they will be evacuated to a depot for evaluation and analysis before final disposition.
T	Higher dollar value recoverable repair parts, special tools and test equipment which are subject to special handling and are issued on an exchange basis. Such items will be repaired or overhauled at depot maintenance activities only. No repair will be accomplished at lower levels.
U	Repair Parts, Special Tools and Test Equipment specifically selected for salvage by reclamation units because of their precious metal content, critical materials, high dollar value or reusable casings or castings.

*b. Federal Stock Number.* This column indicates the Federal stock number assigned to the item and will be used for requisitioning purposes.

*c. Description.* This column indicates the Federal item name and a minimum characteristic description required to describe the item. Assembly components and subassemblies are indented under major assemblies. The abbreviation "w/e", when used as part of the nomenclature, indicates the Federal stock number includes all armament, equipment, accessories, and repair parts issued with the item. A part number or other reference number is followed by the applicable five-digit Federal supply code for manufacturers in parenthesis. Repair parts quantities included in kits and sets are shown in front of the repair part name. Material required for

manufacture or fabrication is identified.

*d. Unit of Measure (U/M).* A two-character alphabetic abbreviation indicating the amount or quantity of the item, as used, upon which the allowances are based, e.g., ft., ea., pr., etc.

*e. Quantity Incorporated in Unit.* This column indicates the quantity of the item used in the assembly group. A "V" appearing in this column in lieu of a quantity indicates that a definite quantity cannot be indicated, e.g., shims, spacers, etc.

*f. Fifteen-Day Organizational Maintenance Allowance.*

(1) The allowance columns are divided into four subcolumns. Indicated in each subcolumn is the total quantity of items authorized for the number of equipments supported. Subsequent appearances of the same item will have the letters "REF" in the allowance column. To locate the referenced item, locate the FSN or reference number in the index. The earliest figure and item number is the referenced item. Items authorized for use as required but not for initial stockage are identified with an asterisk in the allowance column.

(2) The quantitative allowances for organizational level of maintenance represent one initial prescribed load for a 15-day period for the number of equipments supported. Units and organizations authorized additional prescribed loads will multiply the number of prescribed loads authorized by the quantity of repair parts reflected in the density column applicable to the number of items supported to obtain the total quantity of repair parts authorized.

(3) Organizational units providing maintenance for more than 100 of these equipments shall determine the total quantity of parts required by: First, divide the number of equipments supported by 100 by moving the decimal two spaces left; second, multiply the result by the quantity in the 51-100 density column. Example, authorized allowance for 51-100 equipments is 40; for 150 equipments, multiply 40 by 1.50 or 60 parts required.

(4) Subsequent changes to allowances will be limited as follows: No change in the range of items is authorized. If additional items are considered necessary, recommendation should be forwarded to U.S. Army Mobility Equipment Command for exception or revision to the allowance

list. Revision to the range of items authorized will be made by the U.S. Army Mobility Equipment Command based upon engineering experience, demand data, or TAERS information.

*g. Illustration.* This column is divided as follows:

(1) *Figure number.* Indicates the figure number of the illustration in which the item is shown.

(2) *Item number.* Indicates the callout number used to reference the item on the illustration.

#### 4. Special Information

*a.* Repair parts mortality has been based on 6000 hours of operation per year.

*b.* Parts which require manufacture or assembly at a category higher than that authorized for installation will indicate in the source column the higher category.

*c.* The following publications pertain to the Power Plant and its components.

TM 5-6115-550-14 Operator, Organizational Direct Support and General Support Maintenance Manual

LO 5-6115-550-12 Lubrication Order

*d.* The illustrations in this manual are identical to the applicable illustrations published in the -35P, Direct and General Support and Depot Maintenance Repair Parts and Special Tools List manual, and the figure numbers are the same as appear in that manual. The -35P illustrations are given for a better understanding of the parts relationship, however, only those parts assigned maintenance code "O" are listed in the tabular portion and only these parts are authorized for requisitioning from this manual.

#### 5. How to Locate Repair Parts

*a.* When Federal Stock Number, Reference Number or Part Number is unknown:

(1) Using the table of contents, determine the assembly group within which the repair part belongs. This is necessary since illustrations are prepared for assembly groups and listings are divided into the same groups.

(2) Find the illustration covering the assembly group to which the repair part belongs.

(3) Identify the repair part on the illustration and note the illustration figure and item number of the repair part.

(4) Using the Repair Parts Listing, find the assembly to which the repair part belongs and locate the illustration figure and item number noted on the illustration.

*b.* When the Federal Stock Number, Reference Number, or Part Number is known:

(1) Using the Index of Federal Stock Number, Reference Numbers, and/or Part Number, find the pertinent Federal Stock Number, reference number, and/or part number. This index is in ascending FSN sequence followed by a list of reference numbers or part numbers in alpha-numeric sequence, cross-referenced to the illustration figure number and item number.

(2) Using the Repair Parts Listing, find the assembly group of the repair part and the illustration figure number and item number referenced in the Index of Federal Stock Numbers, Reference Numbers, or Part Numbers.

*c.* When the Federal Stock Number, Reference Number, or Part Number is Known and the Repair Part is not Illustrated:

(1) Using the Index of Federal Stock Numbers, Reference Numbers, and/or Part Numbers find the pertinent Federal stock number, reference number, or part number in the section titled Items not Illustrated, and note the group number. This section of the index is in ascending FSN sequence followed by a list of reference numbers or part numbers in alpha-numeric sequence, cross-referenced to assembly group number.

(2) Using the Table of Contents, locate the assembly group number and page number.

(3) Using the applicable group number and page number, locate the pertinent stock number, reference number, or part number in the Repair Parts Listing. Items which are not illustrated are listed at the end of the assembly group to which they belong.

#### 6. Abbreviations

ac . . . . . alternating current  
amp . . . . . ampere (s)

dc	direct current
dia	diameter
ea	each
ft	foot (feet)
hd	head
in	inch (es)
kw	kilowatt (s)
lg	long (length)
mtg	mounting (s)
psi	pounds per square inch
sq	square
thd	thread (s)
thk	thick (ness)
v	volt (s)
w	watt

<i>Code</i>	<i>Manufacturer</i>
49576	Colt Industries Inc
54641	Sherwood Brass Works
60145	Tokheim Corp
64467	Weksler Instruments Corp
67049	Young Radiator Company
70642	Atkomatic Valve Company Inc
71400	Bussmann Mfg
72100	Marshalltown Mfg Inc
75346	Kirkland HR
75348	Kirkman Engineering Corp
76381	Minnesota Mining and Mfg Company
77844	Robert Mfg Company
78225	Stant Mfg Company
78500	Rockwell-Standard Corp
81349	Military Specification Promulgated by Standardization Division Directorate of Logistic Services DSA
82239	Shurite Meters
82386	Sun Electric Corp
84396	Glesner AJ Company Inc
91345	Miller Dial and Name Plate Co.
91929	Honeywell Inc
94607	Amote Controls Corp
95933	Revcor Inc
96906	Military Standards Promulgated by Standardization Division Directorate of Logistic Services DSA
97403	Army Engineer Research and Development Laboratories
98905	Federal Sign and Signal Corp

## 7. Federal Supply Codes for

### Manufacturers

<i>Code</i>	<i>Manufacturer</i>
00624	Aeroquip Corp
00736	Air-Maze Division of Rockwell- Standard Corp
01121	Allen-Bradley Company
01518	Alnor Instrument Company
02002	Cooke Engineering Company
02295	General Electric Company
02660	Amphenol Corp
03486	Westinghouse Electric Corp
03497	General Electric Company
03516	General Electric Company
04314	General Electric Company
05684	Barkeley Electric Company
06859	Thomas Industries Inc
08645	Briggs and Stratton Corp
08804	General Electric Company
10327	Cadillac Gage Company
10983	American Solenoid Company Inc
11083	Caterpillar Tractor Company
15373	Schoonmaker A.G. Company Inc
15605	Cutler-Hammer Inc
19728	Prestolite Company
19804	Square D Company
23826	Furnas Electric Company
24161	Gates Rubber Company
24446	General Electric Company
30327	Imperial-Eastman Corp
32770	Kato Engineering Company
44655	Ohmite Mfg Company

## 8. Recommendations for Maintenance

### Publication Improvements

Report of errors, omissions, and recommendations for improving this publication by the individual user is encouraged. Reports should be submitted on DA Form 2028 (Recommended Changes to Publications) and forwarded direct to Commanding General, U.S. Army Mobility Equipment Command, ATTN: AMSME-MPP, 4300 Goodfellow Boulevard, St. Louis, Mo. 63120.

(1) FEDERAL STOCK NUMBER	(2) DESCRIPTION	(3) 15-DAY ORGANIZATIONAL MAINTENANCE ALLOWANCE			
		(a) 1-5	(b) 6-20	(c) 21-50	(d) 51-100
	SECTION 11 - PRESCRIBED LOAD ALLOWANCE				
	GROUP 01 - ENGINE ASSEMBLY, AIR COMPRESSOR				
2805-478-8211	BREATHER			2	2
2910-221-0221	CARBURETOR ASSEMBLY		2	2	3
2910-269-7125	CAP			2	3
2920-064-7811	SPARK PLUG	4	8	16	34
2940-847-5366	ELEMENT	2	4	8	17
2990-294-2434	ROPE	2	2	4	8
2990-351-6937	SPRING			2	2
5330-171-7596	GASKET		2	2	4
5330-298-0770	GASKET		2	2	4
5330-424-3384	GASKET		2	3	5
5910-974-3888	CONDENSER	2	4	8	17
	ENGINE, GASOLINE 231400 (08645)			2	2
	MUFFLER, EXHAUST 290933 (08645)				2
	BREAKER ASSEMBLY, IGNITION 298185 (08645)		2	2	2
	ARMATURE ASSEMBLY, IGNITION 298968 (08645)				2
	GROUP 02 - AIR COMPRESSOR ASSEMBLY				
3110-100-6155	BALL, OIL PRESSURE ADJUSTMENT				2
4310-401-9176	FILTER, AIR	4	8	16	34
4310-459-5968	UNLOADER ASSEMBLY, HYDRAULIC				2
4310-491-0066	VALVE, SAFETY				2
4310-597-1167	SPRING, HELICAL COMPRESSION; OIL PRESSURE ADJUSTMENT			2	2
4310-895-7797	O RING; OIL INTAKE SCREEN		2	3	5
4310-895-7842	O RING; BAYONET OIL GAUGE			1	1
4310-896-0626	GASKET; OIL INTAKE SCREEN SCREW		2	2	4
4310-896-0628	GASKET; OIL INTAKE SCREEN		2	3	5
5305-874-9807	SCREW ASSEMBLY; OIL PRESSURE ADJUSTING				2
5330-807-1293	O RING; OIL PRESSURE ADJUSTING SCREW		2	3	5
	VALVE, AIR SAFETY 256-6784 (49576)				2
	PILOT ASSEMBLY; VARIABLE DIFFERENTIAL 6168X4 (49576)				2
	VALVE ASSEMBLY; DUAL CONTROL CHECK 6194X (49576)				2
	O RING; BREATHER CAP 6320 (49576)		1	1	2



(1) FEDERAL STOCK NUMBER	(2) DESCRIPTION	(3) 15-DAY ORGANIZATIONAL MAINTENANCE ALLOWANCE			
		(a) 1-5	(b) 6-20	(c) 21-30	(d) 31-100
	GROUP 03 - TANKS, LINES AND FITTINGS				
2805-352-8201	COUPLING, HOSE				2
2910-478-8373	FILTER, FUEL TANK BREATHER	2	4	8	17
2990-708-3802	COCK, SHUTOFF				2
4510-493-1854	FLOAT VALVE ASSEMBLY				2
6680-495-5841	GAGE, FUEL, OIL TANK				2
	GROUP 05 - ENGINE CONTROL PANEL				
6210-061-2623	LENS, INDICATOR LIGHT, POWER ON, RED		2	2	4
6210-753-2289	LIGHT, INDICATOR; POWER ON		2	2	3
6210-839-8865	LINES, INDICATOR LIGHT, GREEN RESET		2	2	2
6240-143-3060	LAMP, INCANDESCENT INDICATOR, POWER ON		2	3	6
5920-406-4677	FUSE		2	3	7
	GROUP 06 - GENERATOR ASSEMBLY				
5945-686-1207	RELAY, CONTROL		2	2	3
5945-893-7375	RELAY, OVERSPEED		2	2	3
6115-450-6596	STRIP, HEATER, GENERATOR				2
	GROUP 09 - RADIATOR AND GUARDS				
2930-099-0912	FAN BEARING ASSEMBLY			2	2
2930-141-9303	RADIATOR CAP				2
3030-470-1284	BELT SET	2	2	2	2
	GROUP 10 - FILTER AND BRACKET				
2910-362-8071	NEEDLE ASSEMBLY				2
2910-493-2911	VALVE; PUMP				2
2910-819-4276	ELEMENT ASSEMBLY; FUEL FILTER	4	8	17	33
2940-976-9043	GASKET; COVER TO HOUSING ASSEMBLY	2	3	5	10
5340-465-5167	SPRING				2
	ELEMENT, FILTER 5345 (11083)	14	56	112	223
	GROUP 11 - OIL COOLER AND LINES				
2520-974-7169	SEAL, O RING; PIPE MTG		2	3	7
2815-128-9803	GASKET; ELBOW		2	3	7
2815-715-7492	CORE ASSEMBLY, OIL COOLER				2
2815-764-5559	SPRING			2	2
2815-764-5598	PISTON, OIL COOLER				2
2740-130-5145	LOCK; TUBE ASSEMBLY MTG	4	12	23	47
2940-870-4347	SEAL; PIPE MTG		2	3	7

(1) FEDERAL STOCK NUMBER	(2) DESCRIPTION	(3) 15-DAY ORGANIZATIONAL MAINTENANCE ALLOWANCE			
		(a) 1-5	(b) 6-20	(c) 21-90	(d) 91-100
5340-584-2314	RING	5	10	23	47
6685-460-6163	THERMOMETER				2
6685-470-6232	MANOMETER, CRANKCASE, LIQUID				2
6685-470-6233	THERMOMETER				2
	GROUP 13 - FUEL PUMP TRANSFER				
2910-689-5668	FUEL TRANSFER PUMP				2
	GROUP 16 - SERVICE METER				
3120-021-4055	BEARING		2	2	3
3120-939-6689	BEARING		2	2	3
3830-862-1140	RING				2
5330-285-1332	SEAL		2	2	3
5330-945-1029	GASKET; WINDOW MTG			2	2
5330-945-1929	GASKET; RETAINER ASSEMBLY			2	2
5340-455-2790	RETAINER				2
6645-833-7822	SERVICE METER GROUP				2
6680-450-6574	SHAFT				2
6680-450-6576	COUNTER ASSEMBLY				2
	GROUP 19 - LUBRICATION, VALVE AND LINES				
2950-690-7126	BODY			2	2
5330-074-3590	GASKET		2	3	5
5330-074-3591	GASKET		2	3	5
5340-822-7574	SPRING		2	3	5
6115-073-6010	PLUNGER		2	2	3
	GROUP 21 - FUEL LINES AND SUPPORT				
2930-363-9439	GROMMET		2	2	5
5315-195-5680	PIN				2
	GROUP 23 - TACHOMETER DRIVE				
3120-296-8106	BUSHING				2
3120-296-8107	BEARING				2
6680-365-5325	CAP				2
6680-730-4372	TACHOMETER DRIVE				2
	GROUP 27 - WATER LINES				
4720-403-0824	HOSE			2	2
4730-471-0147	CLAMP; HOSE			2	2
5330-479-2852	GASKET; ELBOW		2	2	3

(1) FEDERAL STOCK NUMBER	(2) DESCRIPTION	(3) 15-DAY ORGANIZATIONAL MAINTENANCE ALLOWANCE			
		(a) 1-5	(b) 6-20	(c) 21-50	(d) 51-100
	USABLE ON CODE				
	GROUP 28 - WATER AND AIR SHUTOFF				
2815-869-3100	SPRING				2
2815-871-0770	GASKET; CUP TO CYLINDER		2	2	3
2990-478-8382	GUIDE				2
2990-499-7126	CYLINDER				2
3120-466-2007	BEARING				2
	GROUP 29 - FRONT LIFTING EYE AND BREATHER				
2815-122-9652	BREATHER ASSEMBLY				2
	GROUP 34 - AIR STARTING				
2815-707-2480	SCREEN				2
2990-478-8268	PISTON ASSEMBLY				2
2990-478-8339	CYLINDER				2
2990-689-5660	DIAPHRAGM				2
2990-786-6795	REGULATING VALVE, PRESSURE REDUCING				2
2990-847-1168	GASKET; FLANGE TO MOTOR	1	4	8	15
3830-708-5759	SEAL, SHEAVE CABLE				2
4820-224-7482	PLATE				2
4820-489-2100	BUTTON				2
5360-402-5250	BUTTON; SPRING RETAINER				2
5360-450-9135	SPRING				2
5360-460-2194	SPRING				2
6620-707-0715	GASKET				2
	GROUP 38 - OIL PAN				
2815-122-3950	GASKET		2	3	5
	GROUP 43 - SWITCHBOARD, REDCO				
4310-945-3145	OPERATOR SWITCH			2	2
5905-100-5026	RESISTOR, FIELD FLASH; 250 OHM, 100W			2	2
5920-406-4676	FUSE; 5KW		2	3	5
5920-406-9079	FUSE			2	2
5920-548-3125	FUSE; 10 AMP, 250V	2	2	4	8
5920-854-4898	FUSE, TRUNNION MOUNTED		2	2	3
5920-854-4917	FUSE, STATION TRANSFORMER			2	2
5920-865-3386	FUSE; 20A, 250V		2	2	3
5930-023-7173	SWITCH, AUTO-MANUAL				2
5930-435-3898	BLOCK, DOUBLE CONTACT SWITCH			2	2
5930-492-8322	VOLTMETER SWITCH				2

(1) FEDERAL STOCK NUMBER	(2) DESCRIPTION  USABLE ON CODE	(3) 15-DAY ORGANIZATIONAL MAINTENANCE ALLOWANCE			
		(a) 1-5	(b) 6-20	(c) 21-30	(d) 31-100
5930-655-1514	SWITCH, HEATER				2
5930-655-1515	SWITCH; HORN SILENCE TOGGLE, SPST				2
5930-655-1521	SWITCH; REVERSE POWER RELAY RESET				2
5930-655-1575	SWITCH; VOLTAGE REGULATOR, ENGINE IDLE, DPST				2
5930-655-1582	SWITCH, CROSSCURRENT COMPENSATION				2
5930-685-9521	SWITCH, FIELD FLASH TOGGLE				2
5930-868-4398	OPERATOR SWITCH			2	2
5930-910-5633	PUSH BUTTON; OPERATOR ENGINE STOP				2
5930-910-5638	BLOCK, SINGLE CONTACT SWITCH			2	2
5930-959-0077	SWITCH, DOOR INTERLOCK				2
5935-302-6343	SOCKET TUBE, INDUSTRIAL; 8 PIN		2	2	3
6140-057-2524	BATTERY, STORAGE; LEAD, ACID		2	2	2
6210-105-0177	BODY, LIGHT RECLOSER		2	2	2
6210-466-1888	LENS RECLOSER		2	2	2
6210-470-7623	LAMPLIGHT RECLOSER	2	5	10	21
6240-493-7809	LAMP PILOT; 650140V	2	2	4	8
6625-181-2520	VOLTMETER; 0-5000V				2
6625-450-3482	METER, FREQUENCY; W/TRANSDUCER, 55-65CYCS				2
6625-648-9123	FREQUENCY METER; W/TRANSDUCER				2
6625-740-2126	WATTMETER; K241, 0-750KW, 100/5CT, 4200/120PT				2
6625-896-7465	AMMETER; K241, 0-100A				2
6625-952-6686	VOLTMETER, GROUND, DETECTING				2
6625-969-6145	AMMETER; D241, 0-400				2
6645-974-6303	METER, TIME RUNNING				2
	SWITCH, VOLTMETER B16A004EF154PRG001 (10983)				2
	SWITCH, AMMETER B16A048EF242F81G001 (10983)				2
	SWITCH, AMMETER B16A048EF242F811G001 (10983)				2
	SWITCH, GOVERNOR B16A215EF150PRG001 (10983)				2
	SWITCH, VOLTMETER B16B008E2FY007PRG001 (10983)				2
	SWITCH, SYNCHRONIZING B16B252E21Z415PRG001 (10983)				2
	SWITCH, SYNCHRONIZING B16-2PD207F158F819G001 (10983)				2
	SWITCH, CIRCUIT BREAKER B16-2PD208F221PRG211M101 (10983)				2
	WATT HOUR METER DS453701X28G1D2B2FM (03486)				2
	AMMETER; DC, 5 AMP 409C609A13 (03486)				2
	SWITCH, ALARM TEST 55TS1-8 (91929)				2

(1) FEDERAL STOCK NUMBER	(2) DESCRIPTION	(3) 15-DAY ORGANIZATIONAL MAINTENANCE ALLOWANCE			
		(a) 1-5	(b) 6-20	(c) 21-90	(d) 91-100
	GROUP 44 - SWITCHBOARD, LLOYD				
5905-097-8412	RHEOSTAT, VOLTAGE ADJUSTING				2
5910-097-8411	RESET, REVERSE POWER RELAY: 1P1T				2
5920-022-8406	FUSE: 2 AMP		2	3	5
5920-105-9796	FUSE LINK: 8 AMP		2	3	5
5930-023-7173	SWITCH, AUTOMATIC, MANUAL				2
5930-097-8413	SWITCH, PUSH BUTTON ENGINE STOP: DPDT				2
5930-101-6839	SWITCH, AMMETER: 4 POSITION		2	2	3
5930-101-6840	SWITCH, RESET, RECLOSURE: 1P1T				2
5930-101-6843	SWITCH, SYNCHRONIZING				2
5930-101-6845	SWITCH, GOVERNOR: 3 POSITION				2
5930-399-0713	SWITCH, SELECTOR: HOA			2	2
5930-655-1514	SWITCH, HEATER, DISCONNECT			2	2
5930-655-1517	SWITCH, ALARM TEST: 1PDT				2
5930-655-1521	SWITCH, RESET, RECLOSURE: 1P1T				2
5930-655-1522	SWITCH, FIELD FLASH: 1P1T				2
5930-655-1575	SWITCH, ENGINE IDLE: DP1T				2
5930-655-1582	SWITCH, REGULATOR: DPDT				2
5930-821-6570	SWITCH, VOLTMETER				2
5930-872-6426	SWITCH, SYNCHRONIZING: 2 POSITION				2
5930-876-1054	SWITCH, CIRCUIT BREAKER: 3 POSITION				2
5930-931-2494	SWITCH, VOLTMETER TRANSFER: 8 POSITION				2
5950-012-8617	VOLTAGE ADJUSTING WITH VARIANCE				2
6110-844-9763	STARTER, MANUAL				2
6210-102-2587	LIGHT, INDICATING, GREEN: 25V, DC			2	2
6210-102-2588	LIGHT, INDICATING, RED: 125V, DC			2	2
6210-105-0177	ANNUNCIATOR, LAMP BOX ASSEMBLY		2	2	3
6240-143-3174	BULB, ANNUNCIATOR: 125V, DC	2	5	10	21
6625-057-2645	AMMETER: 0-200				2
6625-057-2646	AMMETER: 0-100				2
6625-057-2647	VOLTMETER: 0-5250				2
6625-057-2648	AMMETER: DC, 0-5A				2
6625-112-2415	WATTMETER: 0-700				2
6625-420-8622	VOLTMETER, GROUND				2
6625-420-8625	AMMETER: DC, 0.10 AMP				2
6625-420-8626	VOLTMETER: 0.5250V				2
6625-435-2338	METER, FREQUENCY: W/IMPEDOR, 56-65 CY		2	2	2
6625-442-5717	WATT HOURMETER				2
6645-618-9496	METER, RUNNING TIME HOURS				2
	LIGHT, SYNCHROSCOPE 170SP (75348)		2	2	2



(1) FEDERAL STOCK NUMBER	(2) DESCRIPTION	(3) 15-DAY ORGANIZATIONAL MAINTENANCE ALLOWANCE			
		(a) 1-5	(b) 6-20	(c) 21-50	(d) 51-100
	VOLTMETER; BATTERY CHARGER 50-1620-11PZPZ (03516)				2
	GROUP 45 - GASKET SETS AND REPAIR KITS				
2805-424-3407	GASKET SET; ENGINE		2	2	4
2815-873-4071	GASKET KIT		2	2	4
2815-873-4072	GASKET KIT		2	2	4
4310-459-5963	KIT, REPAIR				2
	GASKET KIT 150616 (11083)		2	2	4
	GASKET KIT 948633 (11083)		2	2	4
	GASKET KIT 948634 (11083)		2	2	4
	GASKET SET; COMPRESSOR OVERHAUL 7126 (49576)		2	2	4

(1) SMR CODE	(2) FEDERAL STOCK NUMBER	(3) DESCRIPTION  REF NUMBER & MFR CODE	(4) UNIT OF MEAS  USABLE ON CODE	(5) QTY INC IN UNIT	(6) 15-DAY ORGANIZATIONAL MAINTENANCE ALW				(7) ILLUS- TRATION	
					(a)	(b)	(c)	(d)	(a)	(b)
					1-5	6-20	21-50	51-100	FIG. NO.	ITEM NO.
		SECTION III - REPAIR PARTS FOR ORGANIZATIONAL MAINTENANCE								
		GROUP 01 - ENGINE ASSEMBLY, AIR COMPRESSOR								
P O R		ENGINE, GASOLINE 231400 (08645)	EA	1	*	*	2	2	1	
P O		MUFFLER, EXHAUST 290933 (08645)	EA	1	*	*	*	2	1	1
X20		ELBOW, MUFFLER 91296 (08645)	EA	1					1	2
X20		LOCKNUT: MUFFLER 91310 (08645)	EA	1					1	3
X20		NIPPLE: EXHAUST MUFFLER 91416 (08645)	EA	1					1	4
X20		HOUSING: BLOWER 291407 (08645)	EA	10					2	1
P O		WASHER, LOCK: BLOWER HOUSING AND AIR GUIDE MTG, 1/4 IN. SCREW SIZE 90832 (08645)	EA	10	*	*	*	*	2	2
P O		SCREW, CAP, HEXAGON HEAD: BLOWER HOUSING AND AIR GUIDE MTG, 1/4-20 THD SIZE, 1/4 IN. LG 92666 (08645)	EA	10	*	*	*	*	2	3
X20		COVER: CYLINDER HEAD 291867 (08645)	EA	1					2	4
X20		SHIELD, CYLINDER 22951 (08645)	EA	1					2	5
X20		STRAP ASSEMBLY, FUEL TANK 291490 (08645)	EA	1					3	1
P O		SCREW, MACHINE: STRAP ASSEMBLY, FILLISTER HEAD, 1/4-20 THD SIZE, 1 1/4 IN. LG 91257 (08645)	EA	2	*	*	*	*	3	2
P O	2910-269-7125	CAP, FUEL TANK 69221 (08645)	EA	1	*	*	*	2	3	3
X20		TANK ASSEMBLY, FUEL, 6 QUART 291488 (08645)	EA	1					3	4
X20		SUPPORT, UPPER FUEL TANK 22907 (08645)	EA	1					3	5
X20		BRACKET, FUEL TANK 22813 (08645)	EA	1					3	6
P O		SCREW, CAP, HEXAGON HEAD: FUEL TANK BRACKET MTG, 5/16-18 THD SIZE, 3/4 IN. LG 92272 (08645)	EA	2	*	*	*	*	3	7
P O		WASHER, LOCK: FUEL TANK BRACKET MTG, 5/16 IN. SCREW SIZE 90366 (08645)	EA	2	*	*	*	*	3	8
P O		NUT, PLAIN, SQUARE: STRAP SCREW, 1/4-20 THD SIZE 90970 (08645)	EA	2	*	*	*	*	3	9
X20		PIPE, FUEL: FUEL FILTER TO PUMP 99396 (08645)	EA	1					4	1
P O	2910-370-9179	FILTER ASSEMBLY, FUEL 99910 (08645)	EA	1	*	*	*	*	4	2

(1) SMR CODE	(2) FEDERAL STOCK NUMBER	(3) DESCRIPTION  REF NUMBER & MFR CODE	(4) USABLE ON CODE	(5) UNIT OF MEAS	(5) QTY INC IN UNIT	(6) 15-DAY ORGANIZATIONAL MAINTENANCE ALW				(7) ILLUS- TRATION	
						(a)	(b)	(c)	(d)	(a)	(b)
						1-5	6-20	21-50	51-100	FIG. NO.	ITEM NO.
X20		CONNECTOR, FUEL PIPE 53029 (08645)		EA	1					4	3
X20		COVER ASSEMBLY, FUEL FILTER 99909 (08645)		EA	1					4	4
X20		VALVE, FUEL SHUT-OFF 295913 (08645)		EA	1					4	5
X20		SCREEN, FUEL FILTER 22547 (08645)		EA	1					4	6
X1		GASKET, FUEL FILTER BOWL 68477 (08645) (PART OF KIT, FSN 2805-424-3407)		EA	1					4	7
P O		BOWL, FUEL FILTER 298683 (08645)		EA	1	*	*	*	*	4	8
X20		YOKE ASSEMBLY, FUEL FILTER 99665 (08645)		EA	1					4	9
P O		SCREW, CAP, HEXAGON HEAD: ELBOW AND CARBURETOR MTG, 1/4-20 THD SIZE, 3/4 IN. LG 90700 (08645)		EA	4	*	*	*	*	5	1
P O		WASHER, LOCK: ELBOW AND CARBURETOR MTG, 1/4 IN. SCREW SIZE 90832 (08645)		EA	5	*	*	*	*	5	2
X20	2910-424-3368	ELBOW: CARBURETOR INTAKE 21920 (08645)		EA	1					5	3
X1	2805-292-1519	GASKET, INTAKE ELBOW 27381 (08645) (PART OF KIT, FSN 2805-424-3407)		EA	1					5	4
X20		AIR CLEANER ASSEMBLY 297869 (08645)		EA	1					5	5
X20		COVER, AIR CLEANER 221468 (08645)		EA	1					5	6
X20		SCREEN, AIR CLEANER 297759 (08645)		EA	1					5	7
P O	2940-847-5366	ELEMENT: AIR CLEANER 270093 (08645)		EA	1	2	4	8	17	5	8
X20		BASE, AIR CLEANER 221466 (08645)		EA	1					5	9
X1		GASKET: AIR CLEANER MTG 67247 (08645) (PART OF KIT, FSN 2805-424-3407)		EA	1					5	10
X20		NUT, WING: AIR CLEANER STUD 92650 (08645)		EA	1					5	11
X20		STUD, AIR CLEANER 230739 (08645)		EA	1					5	12
X20		PIPE, AIR CLEANER 291462 (08645)		EA	1					5	13
P O	5330-171-7596	GASKET: AIR CLEANER STUD 66648 (08645)		EA	1	*	2	2	4	5	14
P O		NUT, PLAIN, HEXAGON: STUD, 1/4-28 THD SIZE 92129 (08645)		EA	1	*	*	*	*	5	15
X20		STRAP, AIR CLEANER PIPE 22832 (08645)		EA	1					5	16
P O		SCREW, CAP, HEXAGON HEAD: STRAP MTG, 1/4-20 THD SIZE, 3/8 IN. LG 91468 (08645)		EA	1	*	*	*	*	5	17

(1) SMR CODE	(2) FEDERAL STOCK NUMBER	(3) DESCRIPTION  REF NUMBER & MFR CODE	(4) UNIT OF MEAS	(5) QTY INC IN UNIT	(6) 15-DAY ORGANIZATIONAL MAINTENANCE ALW				(7) ILLUS- TRATION	
					(a)	(b)	(c)	(d)	(a)	(b)
					1-5	6-20	21-50	51-100	FIG. NO.	ITEM NO.
X20		LINK, THROTTLE 26725 (08645)	EA	1					5	18
X1	2805-351-6460	GASKET: INTAKE ELBOW 65647 (08645) (PART OF KIT, FSN 2805-424-3407)	EA	1					5	19
P O		ELBOW, PIPE TO TUBE: FUEL LINE TO CARBURETOR 63377 (08645)	EA	1	*	*	*	*	5	20
P O		SCREW, CAP, HEXAGON HEAD: AIR CLEANER PIPE MTG, 1/4-20 THD SIZE, 1/4 IN. LG 92666 (08645)	EA	1	*	*	*	*	5	21
P O	2910-221-0221	CARBURETOR ASSEMBLY 293950 (08645)	EA	1	*	2	2	3	5	22
P O	2990-294-2434	ROPE, STARTER 69932 (08645)	EA	1	2	2	4	8	6	1
X20	2990-288-4728	PULLEY, ROPE STARTER 22809 (08645)	EA	1					6	2
P O	2805-353-7696	FLYWHEEL 291657 (08645)	EA	1	*	*	*	*	6	3
X20		LOCK, FLYWHEEL NUT 22906 (08645)	EA	1					6	4
P O		WASHER, LOCK: FLYWHEEL NUT LOCK MTG, 5/16 IN. SCREW SIZE 90366 (08645)	EA	2	*	*	*	*	6	5
P O		SCREW, CAP, HEXAGON HEAD: FLYWHEEL NUT LOCK MTG, 5/16-18 THD SIZE, 3/4 IN. LG 92272 (08645)	EA	2	*	*	*	*	6	6
X20		NUT, FLYWHEEL 230674 (08645)	EA	1					6	7
X20		CABLE, IGNITION, SHIELDING 291508 (08645)	EA	1					7	1
X20		BRACKET: ARMATURE MTG 211440 (08645)	EA	1					7	2
P O		NUT, PLAIN, HEXAGON: BACKPLATE TERMINAL MTG, NO. 8-32 THD SIZE 90576 (08645)	EA	1	*	*	*	*	7	3
X20		WASHER: BACKPLATE TERMINAL 26404 (08645)	EA	1					7	4
X20		WASHER: BACKPLATE TERMINAL 66154 (08645)	EA	1					7	5
X20		SCREW: CLAMP 93410 (08645)	EA	1					7	6
X20		CLAMP, CABLE 221340 (08645)	EA	1					7	7
P O		WASHER, LOCK: BACKPLATE TERMINAL 92864 (08645)	EA	1	*	*	*	*	7	8
P O		SCREW, MACHINE: BACKPLATE TERMINAL, FILLISTER HEAD, NO. 8-32 THD SIZE, 1/2 IN. LG 90200 (08645)	EA	1	*	*	*	*	7	9
X20		PLATE, BACK 298159 (08645)	EA	1					7	14
P O		SCREW, BACKPLATE MOUNTING 93158 (08645)	EA	4	*	*	*	*	7	15

(1) SMR CODE	(2) FEDERAL STOCK NUMBER	(3) DESCRIPTION  REF NUMBER & MFR CODE	(4) USABLE ON CODE	(5) UNIT OF MEAS	(5) QTY INC IN UNIT	(6) 15-DAY ORGANIZATIONAL MAINTENANCE ALW				(7) ILLUS- TRATION	
						(a)	(b)	(c)	(d)	(a)	(b)
						1-5	6-20	21-50	51-100	FIG. NO.	ITEM NO.
P O		SPRING, BREAKER ARM 26018 (08645)		EA	1	*	*	*	*	7	16
P O		BREAKER ASSEMBLY, IGNITION 298185 (08645)		EA	1	*	2	2	2	7	17
P O	5910-974-3888	CONDENSER 291369 (08645)		EA	1	2	4	8	17	7	18
X20		WIRE, GROUND 295413 (08645)		EA	1					7	19
P O		WASHER, LOCK: GROUND WIRE 92791 (08645)		EA	2	*	*	*	*	7	20
X20		INSULATOR: GROUND WIRE 66895 (08645)		EA	1					7	21
X20		COVER, BREAKER 211327 (08645)		EA	1					7	22
P O		SCREW: BREAKER COVER MTG 93400 (08645)		EA	2	*	*	*	*	7	23
P O		WASHER, LOCK: BREAKER COVER MTG 90364 (08645)		EA	2	*	*	*	*	7	24
X20		LEAD, PRIMARY 298141 (08645)		EA	1					7	25
P O		SCREW, ARMATURE TO MOUNTING BRACKET 93381 (08645)		EA	2	*	*	*	*	7	26
P O		ARMATURE ASSEMBLY: IGNITION 298968 (08645)		EA	1	*	*	*	2	7	27
P O		SCREW: ARMATURE BRACKET TO CYLINDER MTG 93473 (08645)		EA	1	*	*	*	*	7	28
P O		NUT: CONTACT POINT ADJUSTING SCREW 230783 (08645)		EA	1	*	*	*	*	7	29
P O		SCREW: BREAKER MTG 93171 (08645)		EA	2	*	*	*	*	7	30
P O		GASKET: BREAKER COVER 270176 (08645)		EA	1	*	*	*	*	7	31
X20	2920-374-3777	SWITCH, STOP 220197 (08645)		EA	1					8	1
P O	2920-064-7811	SPARK PLUG 14R8 (19728)		EA	1	4	8	16	34	8	2
X1	2920-202-2485	GASKET: SPARK PLUG 29806 (08645)		EA	1					8	3
X20		SHIELD: SPARK PLUG 291630 (08645)		EA	1					8	4
X20	2920-353-7730	ROTOR ASSEMBLY, MAGNETO 291363 (08645)		EA	1					8	5
X20		PLUNGER, CONTACT 298125 (08645)		EA	1					8	6
X20		NUT: GOVERNOR ADJUSTING 21772 (08645)		EA	1					10	1
X20		ROD: GOVERNOR CONTROL 23963 (08645)		EA	1					10	2
X20	2910-778-8648	LEVER: GOVERNOR CONTROL 22814 (08645)		EA	1					10	3
P O	2990-351-6937	SPRING: GOVERNOR 26764 (08645)		EA	1	*	*	2	2	10	4



(1) SMR CODE	(2) FEDERAL STOCK NUMBER	(3) DESCRIPTION  REF NUMBER & MFR CODE	(4) UNIT OF MEAS  USABLE ON CODE	(5) QTY INC IN UNIT	(6) 15-DAY ORGANIZATIONAL MAINTENANCE ALW				(7) ILLUS- TRATION	
					(a)	(b)	(c)	(d)	(e)	(f)
					1-5	6-20	21-50	51-100	FIG. NO.	ITEM NO.
P O		SCREW, MACHINE: LEVER, 1/4-20 THD SIZE, 5/8 IN. LG 92863 (08645)	EA	1	*	*	*	*	10	5
X20	2990-493-4250	LEVER ASSEMBLY: GOVERNOR 291365 (08645)	EA	1					10	6
P O		NUT, PLAIN, HEXAGON: LEVER, 1/4-20 THD SIZE 90356 (08645)	EA	1	*	*	*	*	10	7
P O		SCREW, CAP, HEXAGON HEAD: LEVER, 1/4-20 THD SIZE, 5/8 IN. LG 91422 (08645)	EA	1	*	*	*	*	10	8
X20		BUSHING: CONTROL LEVER 23849 (08645)	EA	1					10	9
P O		SCREW: CYLINDER HEAD 92674 (08645)	EA	8	*	*	*	*	11	1
P O	5310-813-9755	WASHER: CYLINDER HEAD PLP22963 (08645)	EA	6	*	*	*	*	11	2
P O	2805-356-1055	HEAD, CYLINDER 210580 (08645)	EA	1	*	*	*	*	11	3
P O	5330-424-3384	GASKET: CYLINDER HEAD 27352 (08645) (PART OF KIT, FSN 2805-424-3407)	EA	1	*	2	3	5	11	4
P O	2805-478-8211	BREATHER 297704 (08645)	EA	1	*	*	2	2	11	5
P O		PLUG, PIPE: CRANKCASE BASE DRAIN, SQ HD, 3/8-18 THD SIZE 91084 (08645)	EA	1	*	*	*	*	11	6
X20		NIPPLE: OIL FILLER 230470 (08645)	EA	1					11	7
P O	5330-298-0770	GASKET: OIL FILLER CAP 65938 (08645)	EA	1	*	2	2	4	11	8
X20		CAP ASSEMBLY: OIL FILLER 292402 (08645)	EA	1					11	9
X1	2805-663-4373	GASKET: VALVE COVER 66214 (08645) (PART OF KIT, FSN 2805-424-3407)	EA	1					11	10
X20		COVER, VALVE 22795 (08645)	EA	1					11	11
X1		WASHER: VALVE COVER 22353 (08645) (PART OF KIT, FSN 2805-424-3407)	EA	1					11	12
P O	5305-011-7285	SCREW, CAP, HEXAGON HEAD: COVER MTG 90931 (08645)	EA	1	*	*	*	*	11	13
P O	5305-017-9841	SCREW, CAP, HEXAGON HEAD: BASE MTG, 3/8-16 THD SIZE, 1 1/4 IN. LG 90887 (08645)	EA	4	*	*	*	*	12	4
P O	5310-261-7340	WASHER, LOCK: BASE MTG 92268 (08645)	EA	4	*	*	*	*	12	5
P O	5310-010-3320	WASHER, LOCK: COVER MTG, 5/16 IN. SCREW SIZE 90366 (08645)	EA	4	*	*	*	*	12	9
P O	5306-010-0121	SCREW, CAP, HEXAGON HEAD: COVER ASSEMBLY MTG 92272 (08645)	EA	4	*	*	*	*	12	10

(1) SMR CODE	(2) FEDERAL STOCK NUMBER	(3) DESCRIPTION  REF NUMBER & MFR CODE	(4) USABLE ON CODE	(5) QTY INC IN UNIT	(6) 15-DAY ORGANIZATIONAL MAINTENANCE ALW				(7) ILLUS- TRATION	
					(a)	(b)	(c)	(d)	(a)	(b)
					1-5	6-20	21-50	51-100	FIG. NO.	ITEM NO.
X20		PULLEY, V-BELT STARTER 210630 (08645)		EA 1					12	11
P O	3030-227-6671	V-BELT SET 296499 (08645)		EA 1	*	*	*	*	12	12
P O	5315-816-6777	KEY: PULLEY MTG MS20066-233 (96906)		EA 1	*	*	*	*	12	16
P O		PLUG, PIPE: COVER, SQ HD, 1/8-27 THD SIZE 91488 (08645)		EA 1	*	*	*	*	13	7
P O		SCREW: GEARCASE ANCHOR 91386 (08645)		EA 3	*	*	*	*	13	9
		GROUP 02 - AIR COMPRESSOR ASSEMBLY								
X20 R		COMPRESSOR ASSEMBLY, AIR MODEL325 (49576)		EA 1						16
P O	4310-491-0066	VALVE, SAFETY 2961 (49576)		EA 4	*	*	*	2	16	7
P O		ELBOW: COVER TO TUBE, 1/8 IN. NPT TO 1/4 IN. COPPER TUBE 1642 (49576)		EA 1	*	*	*	*	16	25
P O		TEE: 1/8 IN. NPT, 1/4 IN. COPPER TUBE 1665 (49576)		EA 1	*	*	*	*	16	26
P O		ELBOW: 1/8 IN. NPT, 5/16 IN. COPPER TUBE 2709 (49576)		EA 1	*	*	*	*	16	27
X20		TUBE: 5/16 IN., 12 IN. LG 7033 (49576)		EA 1					16	28
P O		ELBOW: 1/4 IN. NPT, 5/16 IN. COPPER TUBE 2710 (49576)		EA 1	*	*	*	*	16	29
X20		TUBE: 1/4 IN. X 9 IN. LG 1966 (49576)		EA 1					16	30
X20		PULLEY 4127 (49576)		EA 1					17	4
P O		WASHER, LOCK: CYLINDER TO BLOCK, 7/16 IN. SCREW SIZE 2730 (49576)		EA 6	*	*	*	*	17	5
P O		SCREW, CAP, HEXAGON HEAD: CYLINDER TO BLOCK, 7/16-14 THD SIZE, 1 1/4 IN. LG 2054 (49576)		EA 6	*	*	*	*	17	6
P O	5305-874-9807	SCREW ASSEMBLY: OIL PRESSURE ADJUSTING 5489X (49576)		EA 1	*	*	*	2	17	18
X1		SCREW: OIL PRESSURE ADJUSTING 5489 (49576)		EA 1					17	19
X1		NUT: OIL PRESSURE ADJUSTING SCREW LOCK 5490 (49576)		EA 1					17	20
P O	5330-807-1293	O RING: OIL PRESSURE ADJUSTING SCREW 5491 (49576)		EA 1	*	2	3	5	17	21
P O	4310-597-1167	SPRING, HELICAL COMPRESSION: OIL PRESSURE ADJUSTMENT 1160 (49576)		EA 1	*	*	2	2	17	22
P O	3110-100-6155	BALL, OIL PRESSURE ADJUSTMENT 1201 (49576)		EA 1	*	*	*	2	17	23

(1) SMR CODE	(2) FEDERAL STOCK NUMBER	(3) DESCRIPTION  REF NUMBER & MFR CODE	(4) UNIT OF MEAS  USABLE ON CODE	(5) QTY INC IN UNIT	(6) 15-DAY ORGANIZATIONAL MAINTENANCE ALW				(7) ILLUS- TRATION	
					(a)	(b)	(c)	(d)	(a)	(b)
					1-5	6-20	21-50	51-100	FIG. NO.	ITEM NO.
P O	6685-866-1901	GAGE, OIL PRESSURE 1386 (49576)	EA	1					17	24
X1	4310-550-7481	GASKET: INSPECTION PLATE 1840 (49576)	EA	1					17	33
X20		PLATE: OIL FILLER TYPE INSPECTION 2322 (49576)	EA	1					17	34
P O		SCREW, CAP, HEXAGON HEAD: PLATE MTG, 5/16-18 THD SIZE, 3/4 IN. LG 2022 (49576)	EA	6	*	*	*	*	17	35
P O	4310-895-7842	O RING: BAYONET OIL GAUGE 2323 (49576)	EA	1	*	*	1	1	17	36
X20		GAUGE ASSEMBLY: OIL LEVER 6291X (49576)	EA	1					17	37
X20		SCREW: OIL INLET SCREEN 6273 (49576)	EA	1					17	42
P O	4310-896-0626	GASKET: OIL INTAKE SCREEN SCREW 6275 (49576)	EA	1	*	2	2	4	17	43
P O	4310-895-7797	O RING: OIL INTAKE SCREEN 6314 (49576)	EA	1	*	2	3	5	17	44
P O	4310-896-0628	GASKET: OIL INTAKE SCREEN 6313 (49576)	EA	1	*	2	3	5	17	45
P O	4310-895-7794	SCREEN, OIL INTAKE 6272 (49576)	EA	1	*	*	*	*	17	47
X20		BODY ASSEMBLY: BREATHER 6324X (49576)	EA	1					17	50
P O		NUT: PULLEY CLAMP BOLT 5923 (49576)	EA	2	*	*	*	*	17	51
P O	5315-281-7988	KEY: PULLEY 1844 (49576)	EA	1	*	*	*	*	17	52
P O		BOLT: PULLEY HUB CLAMP 5922 (49576)	EA	2	*	*	*	*	17	53
P O		O RING: BREATHER CAP 6320 (49576)	EA	1	*	1	1	2	17	54
X20		CAP ASSEMBLY: BREATHER 6325X (49576)	EA	1					17	55
X20		BRACKET: INTERCOOLER SUPPORT 6293 (49576)	EA	1					18	33
P O		SCREW, CAP, HEXAGON HEAD: SUPPORT BRACKET, 3/8-16 THD SIZE, 3/4 IN. LG 1990 (49576)	EA	1	*	*	*	*	18	34
P O		WASHER, LOCK: SUPPORT BRACKET, 3/8 IN. SCREW SIZE 2732 (49576)	EA	1	*	*	*	*	18	35
P O		PILOT ASSEMBLY: VARIABLE DIFFERENTIAL 6168X4 (49576)	EA	1	*	*	*	2	19	
X1		RING, O: ADJUSTING SCREW 2327 (49576)	EA	1					19	1
X1		SPRING: ADJUSTMENT 5097 (49576)	EA	1					19	2
X1		NUT: LOCK SCREW 6170 (49576)	EA	1					19	3
X1		SCREW: ADJUSTING 6169 (49576)	EA	1					19	4
X1		SCREW: PRESSURE ADJUSTING 6171 (49576)	EA	1					19	5

(1) SMR CODE	(2) FEDERAL STOCK NUMBER	(3) DESCRIPTION  REF NUMBER & MFR CODE	(4) UNIT OF MEAS  USABLE ON CODE	(5) QTY INC IN UNIT	(6) 15-DAY ORGANIZATIONAL MAINTENANCE ALW				(7) ILLUS- TRATION	
					(a)	(b)	(c)	(d)	(a)	(b)
					1-5	6-20	21-50	51-100	FIG. NO.	ITEM NO.
X1		ROD: TRIGGER 6173 (49576)	EA	1					19	6
X1		NUT: TRIGGER ROD LOCK 6174 (49576)	EA	1					19	7
X1		NUT: PRESSURE ADJUSTING SCREW 6172 (49576)	EA	1					19	8
X1		BODY 6168 (49576)	EA	1					19	9
X1		BALL 6175 (49576)	EA	1					19	10
X1		SCREEN: FILTER 5884 (49576)	EA	2					19	11
X1		GASKET: AIR INLET CAP 6480 (49576)	EA	1					19	12
X1		CAP: AIR INLET 5917 (49576)	EA	1					19	13
X1		FELT: FILTER 5883 (49576)	EA	1					19	14
P O	4310-459-5968	UNLOADER ASSEMBLY, HYDRAULIC 7690X1 (49576)	EA	1	*	*	*	2	20	
X1		PIN, ROLL 6284 (49576)	EA	1					20	1
X1		PISTON 6279 (49576)	EA	1					20	2
X1		PISTON 7690 (49576)	EA	1					20	3
X1		BALL 5453 (49576)	EA	1					20	4
X1		ROD, PUSH 6281 (49576)	EA	1					20	5
X1		SCREEN 6097 (49576)	EA	3					20	6
X1		FELT 6283 (49576)	EA	2					20	7
X1		VALVE: OUTER 1985 (49576)	EA	1					20	8
X1		SPRING 1884 (49576)	EA	1					20	9
X1		CAP 3437 (49576)	EA	1					20	10
X1		BODY 7460 (49576)	EA	1					20	11
X1		QUAD RING 6286 (49576)	EA	2					20	12
X1		SPRING 6598 (49576)	EA	1					20	13
X1		RETAINER: SPRING 6304 (49576)	EA	1					20	14
X1		RING, RETAINING 6285 (49576)	EA	1					20	15
P O		VALVE ASSEMBLY, DUAL CONTROL CHECK 6194X (49576)	EA	1	*	*	*	2	21	
X1		RING, O: CAP 6197 (49576)	EA	1					21	1

(1) SMR CODE	(2) FEDERAL STOCK NUMBER	(3) DESCRIPTION  REF NUMBER & MFR CODE	(4) USABLE ON CODE	(5) QTY INC IN UNIT	(6) 15-DAY ORGANIZATIONAL MAINTENANCE ALW				(7) ILLUS- TRATION	
					(a)	(b)	(c)	(d)	(a)	(b)
					1-5	6-20	21-50	51-100	FIG. NO.	ITEM NO.
X1		SEAT 6195 (49576)		EA 1					21	2
X1		BODY 6194 (49576)		EA 1					21	3
X1		DISC 6196 (49576)		EA 1					21	4
P O		VALVE, AIR SAFETY 256-6784 (49576)		EA 1	*	*	*	2		
P O	4310-401-9176	FILTER, AIR 103-4 (49576)		EA 1	4	8	16	34		
P O	6685-825-8032	GAGE, AIR PRESSURE 23C (72100)		EA 1	*	*	*	*		
P O	5930-519-9390	SWITCH, LIMIT BZY2R2 (91929)		EA 1	*	*	*	*		
		GROUP 03 - TANKS, LINES AND FITTINGS								
P O		VALVE: RELIEF 8593-68707-5 (15373)		EA 1	*	*	*	*	22	1
P O		VALVE: AIR OUTLET 8593-68708 (15373)		EA 6	*	*	*	*	22	2
P O		VALVE: DRAIN 8593-68712 (15373)		EA 1	*	*	*	*	22	3
P O	2895-470-6675	RECEIVER, AIR 8593-25 (15373)		EA 1	*	*	*	*	22	4
P O		VALVE: DRAIN, 1/4-18 THD SIZE 1L5009 (11083)		EA 1	*	*	*	*	23	1
P O	4730-192-9451	NIPPLE, PIPE: TANK TO VALVE 883308 (11083)		EA 1	*	*	*	*	23	2
P O		VALVE, AIR CHECK 3-4X250PSI (84396)		EA 1	*	*	*	*	23	3
P O	4820-196-1615	VALVE, AIR SAFETY AC3X4-3X4FPTSET280LBSAIR (15187)		EA 1	*	*	*	*	23	4
P O	4730-278-3410	PLUG, PIPE		EA 1	*	*	*	*	23	5
P O	4730-990-0309	NIPPLE, PIPE: TANK TO ELBOW		EA 1	*	*	*	*	23	6
P O	4730-126-8241	ELBOW, PIPE 6F8856 (11083)		EA 1	*	*	*	*	23	7
P O	4730-990-0309	NIPPLE, PIPE		EA 1	*	*	*	*	23	8
P O	2990-708-3802	COCK, SHUTOFF 6F7694 (11083)		EA 1	*	*	*	2	23	9
P O	2805-352-8201	COUPLING, HOSE 6F5985 (11083)		EA 1	*	*	*	2	23	10
P O	4730-722-1052	UNION: HOSE TO PIPE		EA 1	*	*	*	*	23	11
M O		PIPE MANUFACTURE FROM:		EA 1					23	12
P O	4710-162-1005	PIPE, 36 IN. REQUIRED								
P O	5306-425-0604	BOLT, U: PIPE MTG		EA 1	*	*	*	*	23	13
M O		PIPE MANUFACTURE FROM:		EA 1					23	14
P O	4710-162-1005	PIPE, 5 FT REQUIRED								
P O	5310-894-5145	NUT, PLAIN, HEXAGON: PIPE MTG		EA 2	*	*	*	*	23	15



(1) SMR CODE	(2) FEDERAL STOCK NUMBER	(3) DESCRIPTION  REF NUMBER & MFR CODE	(4) UNIT OF MEAS	(5) QTY INC IN UNIT	(6) 15-DAY ORGANIZATIONAL MAINTENANCE ALW				(7) ILLUS- TRATION	
					(a)	(b)	(c)	(d)	(a)	(b)
					1-5	6-20	21-50	51-100	FIG. NO.	ITEM NO.
P O	5310-012-0389	WASHER, FLAT: TANK MTG	EA	4	*	*	*	*	23	16
P O	5310-010-3323	WASHER, LOCK: TANK MTG	EA	4	*	*	*	*	23	17
P O	5306-010-9216	BOLT, MACHINE: TANK MTG	EA	4	*	*	*	*	23	18
X20		TANK, AIR, GENERATOR MOUNTED 8593-24 (15373)	EA	1					23	19
P O	5310-275-0327	NUT, PLAIN, HEXAGON: FUEL TANK MTG	EA	4	*	*	*	*	24	1
P O	5310-010-3326	WASHER, LOCK: FUEL TANK MTG	EA	4	*	*	*	*	24	2
P O	5306-263-7700	BOLT, MACHINE: FUEL TANK MTG	EA	4	*	*	*	*	24	3
P O	5310-400-2512	WASHER, FLAT: FUEL TANK MTG	EA	4	*	*	*	*	24	4
P O	4730-263-3124	PLUG, PIPE	EA	3	*	*	*	*	24	5
P O	6680-495-5841	GAGE, FUEL, OIL TANK JR41SR161-2IN (27113)	EA	1	*	*	*	2	24	6
P O	2910-489-2481	SWITCH, FUEL TANK FLOAT GG18 (19804)	EA	1	*	*	*	*	24	9
P O	5310-894-5145	NUT, PLAIN, HEXAGON: FLOAT VALVE MOUNTING 1D4717 (11083)	EA	6	*	*	*	*	24	10
P O	5310-514-6849	WASHER, LOCK: FLOAT VALVE MTG 384506 (11083)	EA	6	*	*	*	*	24	11
P O	4510-493-1854	FLOAT VALVE ASSEMBLY R400-5-1 (77844)	EA	1	*	*	*	2	24	12
X20		CAP: FILLER 13211E4545 (97403)	EA	1					24	13
P O	4730-196-1472	NIPPLE, PIPE: FUEL TANK	EA	1	*	*	*	*	24	14
P O	2910-478-8373	FILTER, FUEL TANK BREATHER 35GL (00736)	EA	1	2	4	8	17	24	15
X20		TANK, FUEL OIL 8593-8 (15373)	EA	1					24	16
P O	4720-406-6659	HOSE 3L3355 (11083)	EA	2	*	*	*	*	25	1
P O	4730-248-9354	UNION, PIPE	EA	2	*	*	*	*	25	2
M O		HOSE ASSEMBLY MANUFACTURE FROM:	EA	1					25	3
P O	4730-541-3536	SWIVEL, 1 EA								
P O	4720-289-3308	HOSE, 18 IN. REQUIRED								
P O	4730-374-6951	SWIVEL, 1 EA								
P O		ADAPTER, 1 EA, 2000-4-12-16 (00624)								
M O		HOSE ASSEMBLY MANUFACTURE FROM:	EA	1					25	4
P O	4720-541-8859	HOSE, 18 IN. REQUIRED								
P O	4730-068-9641	SWIVEL, 1 EA								
P O	4730-837-7274	SWIVEL, 1 EA								
P O		ADAPTER, 1 EA, 2000-12-12B (00624)								
P O	4730-278-0189	ELBOW, STREET	EA	1	*	*	*	*	25	5
P O	4730-257-5028	ELBOW, STREET	EA	1	*	*	*	*	25	6

(1) SMR CODE	(2) FEDERAL STOCK NUMBER	(3) DESCRIPTION  REF NUMBER & MFR CODE	(4) USABLE ON CODE	(5) UNIT OF MEAS IN UNIT	(6) 15-DAY ORGANIZATIONAL MAINTENANCE ALW				(7) ILLUS- TRATION		
					(a)	(b)	(c)	(d)	(a)	(b)	
					1-5	6-20	21-50	51-100	FIG. NO.	ITEM NO.	
P O	4730-187-7598	COUPLING, PIPE		EA	2	*	*	*	*	25	7
P O	5306-260-4508	BOLT, MACHINE: CLAMP MTG S1594 (11083)		EA	2	*	*	*	*	25	8
M O		PIPE MANUFACTURE FROM:		EA	1					25	9
P O	4710-425-1337	PIPE, 9 FT REQUIRED									
M O		PIPE MANUFACTURE FROM:		EA	1					25	10
P O	4710-425-1337	PIPE, 8 FT REQUIRED									
X20		CLAMP 900729-8 (00624)		EA	2					25	11
P O		GAGE: PRESSURE 8593-68707-4 (15373)		EA	1	*	*	*	*		
P O		VALVE: AIR, CHECK 8593-68711 (15373)		EA	2	*	*	*	*		
		GROUP 04 - PRELUBE PUMP AND PIPING									
P O	4730-248-9354	UNION		EA	1	*	*	*	*	26	1
P O	4730-780-9312	NIPPLE		EA	1	*	*	*	*	26	2
P O	4730-193-7080	ELBOW, PIPE		EA	1	*	*	*	*	26	3
M O		PIPE MANUFACTURE FROM:		EA	1					26	4
P O	4710-425-1337	PIPE, 1 1/4 IN. REQUIRED									
P O	4730-278-6021	TEE		EA	1	*	*	*	*	26	5
P O	4730-196-1505	NIPPLE		EA	1	*	*	*	*	26	6
P O	4820-780-8369	VALVE, CHECK		EA	1	*	*	*	*	26	7
P O	4730-052-6325	BUSHING		EA	1	*	*	*	*	26	8
P O	4730-196-1551	NIPPLE		EA	1	*	*	*	*	26	9
P O	4730-580-8682	ELBOW, STREET		EA	1	*	*	*	*	26	10
P O		PUMP ASSEMBLY, LUBE OIL PRIMING 8593-82 (15373)		EA	1	*	*	*	*	26	
P O	6105-122-3947	MOTOR, PRELUBE PUMP, 1 HP 5K432 (10327)		EA	1	*	*	*	*	26	11
P O	2815-125-2535	PUMP, PRELUBE, ELECTRIC NC3Y (54641)		EA	1	*	*	*	*	26	12
P O	4730-287-1611	ELBOW		EA	1	*	*	*	*	26	13
P O	4730-913-3954	BUSHING, REDUCER		EA	3	*	*	*	*	26	14
P O	4730-257-5028	ELBOW, STREET		EA	1	*	*	*	*	26	15
M O		HOSE ASSEMBLY MANUFACTURE FROM:		EA	1					26	16
P O	4730-541-3536	SWIVEL, 1 EA									
P O	4720-289-3308	HOSE, 12 IN. REQUIRED									
P O	4730-374-6951	SWIVEL, 1 EA									
P O		ADAPTER, 1 EA, 2000-4-12-16 (00624)									

(1) SMR CODE	(2) FEDERAL STOCK NUMBER	(3) DESCRIPTION  REF NUMBER & MFR CODE	(4) USABLE ON CODE	(5) UNIT OF MEAS	(6) QTY INC IN UNIT	(6) 15-DAY ORGANIZATIONAL MAINTENANCE ALW				(7) ILLUS- TRATION	
						(a)	(b)	(c)	(d)	(a)	(b)
						1-5	6-20	21-50	51-100	FIG. NO.	ITEM NO.
P O	4730-278-4237	ELBOW, PIPE		EA	2	*	*	*	*	26	17
P O	4730-196-1556	NIPPLE, PIPE		EA	1	*	*	*	*	26	18
P O	4730-249-2033	TEE, PIPE		EA	1	*	*	*	*	26	19
P O	4730-288-7108	NIPPLE, PIPE		EA	1	*	*	*	*	26	20
P O	4730-196-1557	NIPPLE, PIPE		EA	1	*	*	*	*	26	21
P O	4730-278-0189	ELBOW, STREET		EA	1	*	*	*	*	26	22
P O	4730-945-6849	BUSHING, REDUCER		EA	1	*	*	*	*	26	23
P O	5310-894-5145	NUT, PLAIN, HEXAGON: U-BOLT		EA	2	*	*	*	*	26	24
P O	5310-514-6849	WASHER, LOCK: U-BOLT		EA	2	*	*	*	*	26	25
P O	5306-425-0469	BOLT, U		EA	1	*	*	*	*	26	26
P O	4730-278-0018	NIPPLE, PIPE		EA	1	*	*	*	*	26	27
P O	2815-122-9649	PUMP, PRELUBE MANUAL 588-2 (60145)		EA	1	*	*	*	*	26	28
P O	4730-196-1505	NIPPLE, PIPE		EA	1	*	*	*	*	26	29
P O		HOSE 1503-10 (00624)		EA	1	*	*	*	*	26	30
P O		PUMP ASSEMBLY, FUEL 8593-04 (15373)		EA	1	*	*	*	*		
P O	6105-122-3947	MOTOR, FUEL OIL TRANSFER PUMP 5K432 (10327)		EA	1	*	*	*	*		
P O	2910-470-7125	PUMP, FUEL OIL TRANSFER V4 (54641)		EA	1	*	*	*	*		
		GROUP 05 - ENGINE CONTROL PANEL									
X20 R		PANEL ASSEMBLY: ENGINE GAGE AND ALARM 8593-12 (15373)		EA	1					27	1
P O	6685-828-5679	GAGE, FUEL OIL PRESSURE, 0-100 PSI 4-1-2-24F100 (72100)		EA	1	*	*	*	*	27	2
P O	6685-828-5679	GAGE, LUBE OIL PRESSURE, 0-100 PSI 4-1-2-24F100 (72100)		EA	1	*	*	*	*	27	3
P O	6620-450-5701	TACHOMETER HEAD, ENGINE, SPEED MODELWR20 (82386)		EA	1	*	*	*	*	27	4
P O	6685-460-6204	PYROMETER FAX16-0-1200F (01518)		EA	1	*	*	*	*	27	5
P O	6210-753-2289	LIGHT: INDICATOR, POWER ON LH80-1 (81349) (FOR INITIAL REPLACEMENT, FSN 6210-061-2623 AND FSN 6240-143-3060 MUST BE ORDERED)		EA	1	*	2	2	3	27	6
P O	6210-061-2623	LENS, INDICATOR LIGHT, POWER ON, RED LC21RD (81349)		EA	1	*	2	2	4		
P O	6240-143-3060	LAMP, INCANDESCENT INDICATOR, POWER ON 6S60C120V (24446) (FOR INITIAL REPLACEMENT, FSN 6210-753-2289 AND FSN 6210-061-2623 MUST BE ORDERED)		EA	1	*	2	3	6		
P O	6210-753-2289	LIGHT, INDICATOR: RESET LH80-1 (81349) (FOR INITIAL REPLACEMENT, FSN 6210-839-8869 AND FSN 6240-143-3060 MUST BE ORDERED)		EA	1	REF	REF	REF	REF	27	7

(1) SMR CODE	(2) FEDERAL STOCK NUMBER	(3) DESCRIPTION  REF NUMBER & MFR CODE	(4) USABLE ON CODE	(5) UNIT OF MEAS  QTY INC IN UNIT	(6) 15-DAY ORGANIZATIONAL MAINTENANCE ALW				(7) ILLUS- TRATION	
					(a)	(b)	(c)	(d)	(a)	(b)
					1-5	6-20	21-50	51-100	FIG. NO.	ITEM NO.
P O	6210-839-8865	LENS, INDICATOR LIGHT, GREEN RESET LC21GD (81349)		EA 1	*	2	2	2		
P O	6240-143-3060	LAMP, INCANDESCENT INDICATOR, RESET 6S6DC120Y (24446) (FOR INITIAL REPLACEMENT, FSN 6210-753-2289 AND 6210-839-8865 MUST BE ORDERED)		EA 1	REF	REF	REF	REF		
P O	5930-655-1575	SWITCH, ENGINE CONTROL MS35059-22 (96906)		EA 1	*	*	*	*	27	8
P O	5930-655-1582	SWITCH, PRELURE PUMP CONTROL MS35059-23 (15605)		EA 1	*	*	*	*	27	9
P O	5920-406-4677	FUSE 125VDC15A (03497)		EA 2	*	2	3	7	27	10
P O	5930-549-0206	SWITCH, PUSH CR2940UA202C (03497)		EA 1	*	*	*	*	27	11
P O	5930-549-0206	PUSHBUTTON, ENGINE START CR2940UA202C (03497)		EA 1	REF	REF	REF	REF	27	12
P O	6685-574-3320	GAGE, TEMPERATURE L5 (72100)		EA 1	*	*	*	*	27	13
P O	6685-493-8394	GAGE, AIR PRESSURE, 0.300 PSI 4-1-2-24F300 (72100)		EA 1	*	*	*	*	27	14
P O	6620-450-5702	POWER UNIT, TACHOMETER MODELWUA (82386)		EA 1	*	*	*	*		
P O	3655-960-2711	TANG, TACHOMETER DRIVE 1205-15 (82386)		EA 1	*	*	*	*		
P O	6680-898-4769	CABLE, TACHOMETER 3980-6 (82386)		EA 1	*	*	*	*		
P O	5930-406-4677	CONTACTOR, OIL PRESSURE ALARM 2340CO1R (94607)		EA 1	*	*	*	*		
P O	5945-448-5359	CONTACTOR, WATER TEMPERATURE ALARM 2340DOOR (94607)		EA 1	*	*	*	*		
P O	6620-713-7548	TRANSMITTER, TACHOMETER WPA1 (82386)		EA 1	*	*	*	*		
		GROUP 06 - GENERATOR ASSEMBLY								
P O	5945-686-1207	RELAY, CONTROL KRP14DG (98310)		EA 1	*	2	2	3		
P O	5945-893-7375	RELAY, OVERSPEED KRP11DG (98310)		EA 1	*	2	2	3		
P O	6115-450-6596	STRIP, HEATER, GENERATOR 86A-11221-25 (2770)		EA 1	*	*	*	2		
		GROUP 08 - SILENCER AND PIPES								
P O	5310-275-0327	NUT, PLAIN, HEXAGON; ELBOW AND EXHAUST PIPE MTG		EA 36	*	*	*	*	29	1
P O	5310-846-9213	WASHER, LOCK; ELBOW AND EXHAUST PIPE MTG 384512 (11083)		EA 36	*	*	*	*	29	2
P O		GASKET; EXHAUST PIPE MTG 5L6943 (11083)		EA 3	*	*	*	*	29	3
P O	5306-423-8069	BOLT, MACHINE; ELBOW AND EXHAUST PIPE MTG L1178 (11083)		EA 36	*	*	*	*	29	4

(1) SMR CODE	(2) FEDERAL STOCK NUMBER	(3) DESCRIPTION  REF NUMBER & MFR CODE	(4) USABLE ON CODE	(5) UNIT OF MEAS	(6) QTY INC IN UNIT	(6) 15-DAY ORGANIZATIONAL MAINTENANCE ALW				(7) ILLUS- TRATION	
						(a)	(b)	(c)	(d)	(a)	(b)
						1-5	6-20	21-50	51-100	FIG. NO.	ITEM NO.
X20		PIPE, EXHAUST: 10 IN. X 12 1/2 FT LG 8593-1 (15373)		EA	2					29	5
X20		ELBOW: 10 IN. LG 8593-1 (15373)		EA	1					29	6
P O	5310-266-0389	NUTS, HEXAGON HEAD: SILENCER MTG 8593-20A5 (15373)		EA	6	*	*	*	*	30	1
P O	2990-478-8815	SILENCER, ENGINE EXHAUST 2496ARTX10 (91435)		EA	1	*	*	*	*	30	2
X20		BRACKET ASSEMBLY: SILENCER MTG 8593-20A (15373)		EA	1						
P O	5310-266-0389	NUTS, HEXAGON HEAD: SILENCER BRACKET 8593-20A5 (15373)		EA	6	*	*	*	*	30	3
P O	5306-263-7675	BOLTS: SILENCER BRACKET, 5/8 X 3 3/4 IN. LG 8593-20A4 (15373)		EA	6	*	*	*	*	30	4
X20		PIPE: 2 IN. X 8 FT 10 IN. LG 8593-20A1 (15373)		EA	3					30	5
X20		STEEL, FLAT: 2 IN. W X 1/4 IN. THK X 4 FT 2 IN. LG 8593-20A2 (15373)		EA	3					30	6
X20		ANGLE: SILENCER MTG, 3 IN. X 3 IN. X 37 IN. LG 8593-20A3 (15373)		EA	3					30	7

(1) SMR CODE	(2) FEDERAL STOCK NUMBER	(3) DESCRIPTION  REF NUMBER & MFR CODE	(4) USABLE ON CODE	(5) QTY INC IN UNIT	(6) 15-DAY ORGANIZATIONAL MAINTENANCE ALW				(7) ILLUS- TRATION	
					(a)	(b)	(c)	(d)	(a)	(b)
					1-5	6-20	21-50	51-100	FIG. NO.	ITEM NO.
		GROUP 09 - RADIATOR AND GUARDS								
P O T	2930-478-8816	RADIATOR, ENGINE COOLING MWC137D (67049)		EA 1	*	*	*	*	31	
P O	2930-141-9303	RADIATOR CAP 885885 (78225)		EA 1	*	*	*	2	31	3
X20		SCREEN ASSEMBLY: CORE GUARD C226952 (67049)		EA 1					31	8
P O		CLAMP, HOSE 6L4552 (11083)		EA 8	*	*	*	*	31	9
P O		HOSE, RADIATOR 9M5242 (11083)		EA 4	*	*	*	*	31	10
P O		KIT, RADIATOR 40096 (15373) (USE FOR MAXIMUM COOLING)		EA 1	*	*	*	*	32	
P O		CAP, RADIATOR 40096-5 (15373)		EA 1	*	*	*	*	32	3
X20		SCREEN ASSEMBLY: CORE GUARD 40096-10 (15373)		EA 1					32	4
X20		FAN RING AND PANEL ASSEMBLY 40096-12 (15373)		EA 1					32	5
X20		GUARD, FAN 40096-13 (15373)		EA 1					32	6
P20		FAN ASSEMBLY: 6 BLADES, 21 PITCH 40096-14 (15373)		EA 1	*	*	*	*	32	7
P O		BEARING, FAN 40096-18 (15373)		EA 1	*	*	*	*	32	8
P20		KEY: 3/8 IN. SQ, 2 IN. LG 40096-15 (15373)		EA 1	*	*	*	*	32	9
P20		SHAFT, FAN 40096-16 (15373)		EA 1	*	*	*	*	32	10
X20		CLIP: GUARD MTG 40096-17 (15373)		EA 2					32	11
P O		IDLER ASSEMBLY 40096-3 (15373)		EA 1	*	*	*	*	32	12
P20		SHAFT, IDLER 40096-2 (15373)		EA 1	*	*	*	*	32	13
X20		FRAME, A 40096-1 (15373)		EA 1					32	14
P O		PLUG, PIPE: 1/2 IN. 40096-11 (15373)		EA 1	*	*	*	*	32	16
P O R	2930-843-3690	FAN ASSEMBLY: 4 BLADES, 38 PITCH 226478 (95933)		EA 1	*	*	*	*	33	1
P O	5306-260-4508	BOLT, MACHINE: GUARD MTG 51594 (11083)		EA 12	*	*	*	*	33	2
P O	5310-514-6849	WASHER, LOCK: GUARD MTG 384506 (11083)		EA 12	*	*	*	*	33	3
P O	5310-011-7062	NUT, PLAIN, HEXAGON: GUARD MTG 1D4717 (11083)		EA 12	*	*	*	*	33	4
X20		GUARD: FAN C226951 (67049)		EA 1					33	5
P O	5306-260-4508	BOLT, MACHINE: GUARD MTG 51594 (11083)		EA 4	*	*	*	*	33	6
P O	5310-514-6849	WASHER, LOCK: GUARD MTG 384506 (11083)		EA 4	*	*	*	*	33	7

(1) SMR CODE	(2) FEDERAL STOCK NUMBER	(3) DESCRIPTION  REF NUMBER & MFR CODE	(4) USABLE ON CODE	(5) UNIT OF MEAS  QTY INC IN UNIT	(6) 15-DAY ORGANIZATIONAL MAINTENANCE ALW				(7) ILLUS- TRATION		
					(a)	(b)	(c)	(d)	(e)	(f)	
					1-5	6-20	21-50	51-100	FIG. NO.	ITEM NO.	
P O	5310-011-7062	NUT, PLAIN, HEXAGON: GUARD MTG 1D4717 (11083)		EA	4	*	*	*	*	33	8
X20		GUARD: PULLEY 8593-41-1 (15373)		EA	1					33	9
P O	3030-470-1284	BELT SET 8905 (24161)		EA	1	2	2	2	2	33	10
X20		PULLEY: 1 3/4 IN. OD 387-4 (15373)		EA	1					33	11
X20		KEY: PULLEY 46359-2-1-2LG (67049)		EA	2					33	12
P O	3040-493-2706	FAN SHAFT B226485 (67049)		EA	1	*	*	*	*	33	13
P O	5306-206-4387	BOLT, MACHINE: BEARING ASSEMBLY MTG 51585 (11083)		EA	4	*	*	*	*	33	14
P O	5310-010-3323	WASHER, LOCK: BEARING ASSEMBLY MTG 384508 (11083)		EA	4	*	*	*	*	33	15
P O	5310-685-1429	NUT, PLAIN, HEXAGON: BEARING ASSEMBLY MTG 1D4719 (11083)		EA	4	*	*	*	*	33	16
P O	2930-099-0912	FAN BEARING ASSEMBLY 32055 (67049)		EA	1	*	*	2	2	33	17
P O	5306-424-0351	BOLT, MACHINE: PULLEY MTG		EA	3	*	*	*	*	33	18
X20		PULLEY: 1 7/16 IN. OD 1389-4 (67049)		EA	1					33	19
P O	2930-936-5292	IDLER SHAFT 28244 (67049)		EA	1	*	*	*	*	33	20
P O	5306-206-4387	BOLT, MACHINE: IDLER ASSEMBLY MTG 51585 (11083)		EA	2	*	*	*	*	33	21
P O	5310-930-7014	WASHER, FLAT: IDLER ASSEMBLY MTG 484278 (11083)		EA	2	*	*	*	*	33	22
P O	5310-685-1429	NUT, PLAIN, HEXAGON: IDLER ASSEMBLY MTG 1D4719 (11083)		EA	2	*	*	*	*	33	23
P O	2930-843-3854	BEARING, IDLER 23071A (67049)		EA	1	*	*	*	*	33	24
P O	5305-724-7220	SCREW, CAP, HEXAGON HEAD: SUPPORT MOUNTING		EA	4	*	*	*	*	33	25
P O	5310-010-3345	WASHER, FLAT: SUPPORT MTG		EA	4	*	*	*	*	33	26
P O	5310-010-3325	WASHER, LOCK: SUPPORT MTG		EA	4	*	*	*	*	33	27
P O	5310-266-0389	NUT, PLAIN, HEXAGON: SUPPORT MTG		EA	4	*	*	*	*	33	28
X20		SUPPORT C226480 (67049)		EA	1					33	29
		GROUP 10 - FILTER AND BRACKET									
P O	4730-289-4124	FITTING: VENT TUBE TO HOUSING 89LB3-8x3-8 (30327)		EA	1	*	*	*	*	34	1
X20		TUBE: VENT 4L8228 (11083)		EA	1					34	2
P O	4730-117-0056	NUT, PACKING: TUBE 4M2678 (11083)		EA	1	*	*	*	*	34	3
X20		TUBE: FUEL FILTER TO PUMP 6L2972 (11083)		EA	1					34	4
P O	4730-374-8138	FITTING: TUBE TO PUMP 1L481 (11083)		EA	1	*	*	*	*	34	5

(1) SMR CODE	(2) FEDERAL STOCK NUMBER	(3) DESCRIPTION  REF NUMBER & MFR CODE	(4) USABLE ON CODE	(5) UNIT OF MEAS	(6) 15-DAY ORGANIZATIONAL MAINTENANCE ALW	(7) ILLUS- TRATION					
						(6)				(a)	(b)
						(a)	(b)	(c)	(d)	FIG. NO.	ITEM NO.
1-5	6-20	21-50	51-100								
X20		CLIP: TUBE 6L5104 (11083)		EA	1					34	6
P O	2910-493-7301	FITTING: VALVE 3L3446 (11083)		EA	1	•	•	•	•	34	7
X20		TUBE: HOUSING TO PUMP 6L2969 (11083)		EA	1					34	8
P O	2910-493-2911	VALVE: PUMP 4L8546 (11083)		EA	1	•	•	•	2	34	9
P O	4730-470-9861	ADAPTER: VALVE TO PUMP 4L8545 (11083)		EA	1	•	•	•	•	34	10
P O	4730-187-7597	COUPLING: VALVE TO PUMP 3B6489 (11083)		EA	2	•	•	•	•	34	11
P O	4730-222-1839	NIPPLE: COUPLING TO PUMP 3B7770 (11083)		EA	1	•	•	•	•	34	12
P O	4730-288-9923	FITTING: TUBE TO PUMP 4B3041 (11083)		EA	1	•	•	•	•	34	13
P O	4730-203-3480	FITTING: TUBE TO PUMP 2L5975 (11083)		EA	1	•	•	•	•	34	14
X20		TUBE: RETURN 5L5990 (11083)		EA	1					34	15
P O	5306-637-4956	BOLT, MACHINE: FILTER MTG S1588 (11083)		EA	4	•	•	•	•	34	16
P O	5310-514-6849	WASHER, LOCK: FILTER MTG 3B4506 (11083)		EA	4	•	•	•	•	34	17
X20		HOUSING ASSEMBLY 5L3814 (11083)		EA	1					34	18
P O	5305-429-2297	SCREW, CAP, HEXAGON HEAD: COVER MTG S1571 (11083)		EA	8	•	•	•	•	34	19
P O	5310-514-6841	WASHER, LOCK: COVER MTG 3B4506 (11083)		EA	8	•	•	•	•	34	20
P O	5310-930-7014	WASHER, FLAT: COVER MTG 4B4278 (11083)		EA	8	•	•	•	•	34	21
X20		COVER ASSEMBLY 4L6785 (11083)		EA	1					34	22
X1	5330-194-1681	SEAL 4L6779 (11083)		EA	1					34	23
X1		DOWEL 2A3348 (11083)		EA	2					34	24
X1	5340-465-5168	SPRING 4L6774 (11083)		EA	1					34	25
X1	5330-493-1874	GASKET 4L8212 (11083) (PART OF KIT, FSN 2815-873-4071)		EA	2					34	26
P O	2910-819-4276	ELEMENT ASSEMBLY: FUEL FILTER 5L7564 (11083)		EA	6	4	8	17	33	34	27
X20		COVER 4L6778 (11083)		EA	1					34	28
X1	3830-599-0936	SEAL, RING 4F7387 (11083) (PART OF KIT, FSNs 2815-873-4071 AND 2815-873-4072)		EA	1					34	29
P O	2815-012-0784	PLUG: DRAIN 2B1499 (11083)		EA	2	•	•	•	•	34	30
X1	2910-976-9111	GASKET: DRAIN PLUG 5L3378 (11083) (PART OF KIT, FSN 2815-873-4071)		EA	2					34	31



(1) SMR CODE	(2) FEDERAL STOCK NUMBER	(3) DESCRIPTION  REF NUMBER & MFR CODE	(4) UNIT OF MEAS  USABLE ON CODE	(5) QTY INC IN UNIT	(6) 15-DAY ORGANIZATIONAL MAINTENANCE ALW				(7) ILLUS- TRATION	
					(a)	(b)	(c)	(d)	(a)	(b)
					1-5	6-20	21-50	51-100	FIG. NO.	ITEM NO.
P O	5306-260-4508	BOLT, MACHINE: COVER MTG S1594 (11083)	EA	2	•	•	•	•	34	32
P O	5310-514-6849	WASHER, LOCK: COVER MTG 3B4506 (11083)	EA	2	•	•	•	•	34	33
X20		COVER 5L3252 (11083)	EA	1					34	34
X1	5330-479-2848	GASKET: COVER TO HOUSING 4L8215 (11083) (PART OF KIT, FSN 2815-873-4071)	EA	1					34	35
P O	5340-465-5167	SPRING 4L6773 (11083)	EA	1	•	•	•	2	34	36
P20	2910-936-5310	PLUNGER ASSEMBLY 6L4888 (11083)	EA	1	•	•	•	•	34	37
P O	5305-423-9003	SCREW, CAP, HEXAGON HEAD: HOUSING MTG 3B1915 (11083)	EA	3	•	•	•	•	34	38
P O	5310-514-6849	WASHER, LOCK: HOUSING MTG 3B4506 (11083)	EA	3	•	•	•	•	34	39
P O	5310-011-7062	NUT, PLAIN, HEXAGON: HOUSING MTG 1D4717 (11083)	EA	3	•	•	•	•	34	40
P O	5310-930-7014	WASHER, FLAT: HOUSING MTG 4B4278 (11083)	EA	3	•	•	•	•	34	41
P O	5310-514-6849	WASHER, LOCK: HOUSING MTG 3B4506 (11083)	EA	3	•	•	•	•	34	42
P O	5305-429-2297	SCREW, CAP, HEXAGON HEAD: HOUSING MTG S1571 (11083)	EA	3	•	•	•	•	34	43
X1	5330-493-1873	GASKET: HOUSING TO HOUSING ASSEMBLY 5L2904 (11083) (PART OF KIT, FSN 2815-873-4071)	EA	1					34	44
P O	2910-362-8071	NEEDLE ASSEMBLY 2A1927 (11083)	EA	1	•	•	•	2	34	45
P O	2910-321-9489	SEAT: AIR VALVE 8F1397 (11083)	EA	1	•	•	•	•	34	46
X1	5310-171-4122	GASKET: AIR VALVE 2A3885 (11083) (PART OF KIT, FSN 2815-873-4071)	EA	1					34	47
P20	2910-493-7300	WINDOW 1H3933 (11083)	EA	1	•	•	•	•	34	48
X20		HOUSING 5L2898 (11083)	EA	1					34	49
P O		BOLT: FILTER MTG 2A4639 (11083)	EA	4	•	•	•	•	35	1
P O	5310-514-6849	WASHER, LOCK: FILTER MTG 3B4506 (11083)	EA	4	•	•	•	•	35	2
X20		FILTER ASSEMBLY, OIL 6L1583 (11083)	EA	1					35	
X20	4730-618-5440	PLUG 2H8829 (11083)	EA	2					35	3
X1	2940-128-9762	GASKET 5L3377 (11083) (PART OF KIT, FSN 2815-873-4071)	EA	2					35	4
P O	5306-426-2922	BOLT, MACHINE: COVER MTG S1573 (11083)	EA	12	•	•	•	•	35	5
P O	5310-010-3323	WASHER, LOCK: COVER MTG 3B4508 (11083)	EA	12	•	•	•	•	35	6
P O		WASHER, FLAT: COVER MTG 4B4280 (11083)	EA	12	•	•	•	•	35	7

(2) FEDERAL STOCK NUMBER	(3) DESCRIPTION  REF NUMBER & MFR CODE	(4) UNIT OF MEAS  USABLE ON CODE	(5) QTY INC IN UNIT	(6) 15-DAY ORGANIZATIONAL MAINTENANCE ALW				(7) ILLUS- TRATION	
				(a)	(b)	(c)	(d)	(a)	(b)
				1-5	6-20	21-50	51-100	FIG. NO.	ITEM NO.
	COVER ASSEMBLY 5L8364 (11083)	EA	1					35	8
2940-976-9043	GASKET, COVER TO HOUSING ASSEMBLY 6L1540 (11083)	EA	2	2	3	5	10	35	9
	ELEMENT, FILTER 55485 (11083)	EA	4	14	56	112	223	35	10
	COVER ASSEMBLY 5L8362 (11083)	EA	1					35	11
2940-239-4892	PIN 4L5851 (11083)	EA	1					35	12
	HOUSING 4L6134 (11083)	EA	1					35	13
	GUIDE 4L5849 (11083)	EA	1					35	14
2940-128-9765	SPRING 342757 (11083)	EA	1					35	15
2940-976-9013	RING 1J6473 (11083)	EA	1					35	17
2940-128-9763	SPRING 4L5848 (11083)	EA	1					35	18
4730-263-3122	PLUG 38551 (11083)	EA	1					35	19
2815-012-0784	PLUG 281459 (11083)	EA	2					35	20
2910-976-9111	GASKET 5L3378 (11083) (PART OF KIT, FSN 2815-873-4071)	EA	2					35	21
	HOUSING ASSEMBLY 8L8203 (11083)	EA	1					35	22
	GROUP 11 - OIL COOLER AND LINES								
5306-273-6357	BOLT, MACHINE: FLANGE TO BLOCK 1A1460 (11083)	EA	3	•	•	•	•	37	1
5310-010-3323	WASHER, LOCK: FLANGE TO BLOCK 3B4508 (11083)	EA	3	•	•	•	•	37	2
	NUT, PLAIN, HEXAGON: COOLER TO PLATE, 1/2-13 THD SIZE 105117 (11083)	EA	1	•	•	•	•	37	3
5310-010-3323	WASHER, LOCK: COOLER TO PLATE 3B4508 (11083)	EA	1	•	•	•	•	37	4
5306-263-8978	BOLT, MACHINE: COOLER TO PLATE 51587 (11083)	EA	1	•	•	•	•	37	5
	NUT, PLAIN, HEXAGON: COOLER TO PLATE, 1/2-13 THD SIZE 105117 (11083)	EA	1	•	•	•	•	37	6
5310-010-3323	WASHER, LOCK: COOLER TO PLATE 3B4508 (11083)	EA	1	•	•	•	•	37	7
5306-814-8960	BOLT, MACHINE: COOLER TO PLATE 3322A (11083)	EA	1	•	•	•	•	37	8
5306-423-8194	BOLT, MACHINE: TUBE ASSEMBLY TO COOLER 1A2029 (11083)	EA	2	•	•	•	•	37	9
5310-514-6849	WASHER, LOCK: TUBE ASSEMBLY TO COOLER 3B4506 (11083)	EA	2	•	•	•	•	37	10
5306-423-8194	BOLT, MACHINE: TUBE ASSEMBLY TO COOLER 1A2029 (11083)	EA	2	•	•	•	•	37	11

(1) SMR CODE	(2) FEDERAL STOCK NUMBER	(3) DESCRIPTION  REF NUMBER & MFR CODE	(4) USABLE ON CODE	(5) UNIT OF MEAS	(6) 15-DAY ORGANIZATIONAL MAINTENANCE ALW	(7) ILLUS- TRATION					
						(6)				(a)	(b)
						(a)	(b)	(c)	(d)	(a) FIG. NO.	(b) ITEM NO.
1-5	6-20	21-50	51-100								
P O	5310-514-6849	WASHER, LOCK; TUBE ASSEMBLY TO COOLER 384506 (11083)		EA	2	•	•	•	•	37	12
P O	5306-423-8117	BOLT, MACHINE; ELBOW TO WATER PUMP 51595 (11083)		EA	4	•	•	•	•	37	13
P O	5310-010-3323	WASHER, LOCK; ELBOW TO WATER PUMP 384508 (11083)		EA	4	•	•	•	•	37	14
X1	2815-128-9754	GASKET; ELBOW TO WATER PUMP 4L8121 (11083) (PART OF KIT, FSN 2815-873-4072)		EA	1					37	15
X1	2815-128-9755	GASKET; FLANGE TO BLOCK 4L8120 (11083) (PART OF KIT, FSN 2815-873-4072)		EA	2					37	16
P O	4730-132-0498	FLANGE 4L6273 (11083)		EA	2	•	•	•	•	37	17
X1	3830-599-0936	SEAL; FLANGE TO PIPE 4F7387 (11083) (PART OF KIT, FSNs 2815-873-4071 AND 2815-873-4072)		EA	2					37	18
P20	2015-128-9743	PIPE; OIL COOLER 4L8116 (11083)		EA	1	•	•	•	•	37	19
P O	5306-809-7134	BOLT, MACHINE; FLANGE TO SUPPORT 28947 (11083)		EA	3	•	•	•	•	37	20
P O	5310-010-3323	WASHER, LOCK; FLANGE TO SUPPORT 384508 (11083)		EA	3	•	•	•	•	37	21
P O	5306-637-4956	BOLT, MACHINE; ELBOW TO CORE ASSEMBLY 51588 (11083)		EA	16	•	•	•	•	37	22
P O	5310-514-6849	WASHER, LOCK; ELBOW TO CORE ASSEMBLY 384506 (11083)		EA	16	•	•	•	•	37	23
X20		SUPPORT 4L6263 (11083)		EA	1					37	24
X1	2815-122-3951	GASKET; ELBOW TO CORE ASSEMBLY 4L8606 (11083) (PART OF KIT, FSN 2815-873-4072)		EA	2					37	25
P O	2815-715-7492	CORE ASSEMBLY, OIL COOLER 4L7561 (11083)		EA	1	•	•	•	2	37	26
P O	4730-011-3176	PLUG, PIPE 3J5389 (11083)		EA	2	•	•	•	•	37	27
P20	4730-128-0162	ELBOW 4L6235 (11083)		EA	1	•	•	•	•	37	28
P O	4730-287-3279	PLUG 5M6213 (11083)		EA	2	•	•	•	•	37	29
P O	4730-122-3969	PLUG 1B5174 (11083)		EA	1	•	•	•	•	37	30
P O	5306-423-8194	BOLT, MACHINE; TUBE ASSEMBLY TO TEE 1A2029 (11083)		EA	2	•	•	•	•	38	1
P O	5310-514-6849	WASHER, LOCK; TUBE ASSEMBLY TO TEE 384506 (11083)		EA	2	•	•	•	•	38	2
X1	5330-869-6574	SEAL; TUBE ASSEMBLY TO COOLER 6L1650 (11083) (PART OF KIT, P/N 150616 (11083))		EA	1					38	3
X1	5330-869-6574	SEAL; TOP OF TEE 6L1650 (11083) (PART OF KIT, P/N 150616 (11083))		EA	1					38	4
P20	2815-128-9742	PIPE; OIL COOLER 4L7859 (11083)		EA	1	•	•	•	•	38	5
P O	5306-423-8194	BOLT, MACHINE; ELBOW TO OIL FILTER 1A2029 (11083)		EA	4	•	•	•	•	38	6

(1) SMR CODE	(2) FEDERAL STOCK NUMBER	(3) DESCRIPTION  REF NUMBER & MFR CODE	(4) UNIT OF MEAS  USABLE ON CODE	(5) QTY INC IN UNIT	(6) 15-DAY ORGANIZATIONAL MAINTENANCE ALW				(7) ILLUS- TRATION	
					(a)	(b)	(c)	(d)	(a)	(b)
					1-5	6-20	21-50	51-100	FIG. NO.	ITEM NO.
P O	5310-514-6849	WASHER, LOCK: ELBOW TO OIL FILTER 3B4506 (11083)	EA	4	.	.	.	.	38	7
X1	5330-869-6574	SEAL: ELBOW TO OIL FILTER 6L1650 (11083) (PART OF KIT, P/N 150616 (11083))	EA	1					38	8
P20	4730-126-8246	ELBOW, PIPE: COOLER TO OIL FILTER 5L9916 (11083)	EA	1	.	.	.	.	38	9
X1	2815-122-9656	PACKING, PREFORMED: TUBE ASSEMBLY TO ELBOW 6L1651 (11083) (PART OF KIT, FSN 2815-873-4071)	EA	1					38	10
X1	5330-869-6754	SEAL: TUBE ASSEMBLY TO COOLER 6L1650 (11083) (PART OF KIT, P/N 150616 (11083))	EA	2					38	11
P20	2815-128-9740	PIPE: OIL COOLER 4L7867 (11083)	EA	1	.	.	.	.	38	12
P O	2815-128-9803	GASKET: ELBOW 6L5298 (11083)	EA	1	.	2	3	7	38	13
P O	5305-423-9003	SCREW, CAP, HEXAGON HEAD: PIPE TO OIL PUMP 3B1915 (11083)	EA	3	.	.	.	.	38	14
P O	5310-514-6849	WASHER, LOCK: PIPE TO OIL PUMP 3B4506 (11083)	EA	3	.	.	.	.	38	15
P O	2940-870-4347	SEAL: PIPE MTG 8H1607 (11083)	EA	1	.	2	3	7	38	16
P O	2520-974-7169	SEAL, O RING: PIPE MTG 8H4989 (11083)	EA	1	.	2	3	7	38	17
P20	2815-128-9751	PIPE: OIL COOLER TO OIL PUMP 5L5984 (11083)	EA	1	.	.	.	.	38	18
P O	4730-011-3176	PLUG 3J5389 (11083)	EA	2	.	.	.	.	38	19
X20		FITTING 1F6068 (11083)	EA	1					38	20
P20	4730-132-0497	TEE, TUBE 4L6725 (11083)	EA	1	.	.	.	.	38	21
P O	5306-423-8194	BOLT, MACHINE: PIPE TO HOUSING 1A2029 (11083)	EA	2	.	.	.	.	38	22
P O	5310-514-6849	WASHER, LOCK: PIPE TO HOUSING 3B4506 (11083)	EA	2	.	.	.	.	38	23
X1	2815-122-9656	PACKING, PREFORMED: BOTTOM OF TEE 6L1651 (11083) (PART OF KIT, FSN 2815-873-4071)	EA	1					38	24
P20	2815-128-9759	PIPE: HOUSING TO TEE 4L8137 (11083)	EA	1	.	.	.	.	38	25
P O	5306-423-8194	BOLT, MACHINE: HOUSING TO OIL PAN 1A2029 (11083)	EA	2	.	.	.	.	38	26
P O	5310-514-6849	WASHER, LOCK: HOUSING TO OIL PAN 3B4506 (11083)	EA	2	.	.	.	.	38	27
P O	2815-764-5598	PISTON, OIL COOLER 4L8138 (11083)	EA	1	.	.	.	2	38	28
P O	2815-764-5559	SPRING 6L6495 (11083)	EA	1	.	.	2	2	38	29
P20	2815-128-9749	GUIDE 4L8140 (11083)	EA	1	.	.	.	.	38	30
P20	2815-128-9748	SPACER 5L8389 (11083)	EA	4	.	.	.	.	38	31
X1	5330-869-6574	SEAL: HOUSING 6L1650 (11083) (PART OF KIT, P/N 150616 (11083))	EA	1					38	32

(1) SMR CODE	(2) FEDERAL STOCK NUMBER	(3) DESCRIPTION  REF NUMBER & MFR CODE	(4) UNIT OF MEAS	(5) QTY INC IN UNIT	(6) 15-DAY ORGANIZATIONAL MAINTENANCE ALW				(7) ILLUS- TRATION	
					(a)	(b)	(c)	(d)	(a)	(b)
					1-5	6-20	21-50	51-100	FIG. NO.	ITEM NO.
X1	2815-122-9656	PACKING, PREFORMED: BACK OF HOUSING 6L1651 (11083) (PART OF KIT, FSN 2815-873-4071)	EA	1					38	33
P20	2815-128-9750	HOUSING 4L8141 (11083)	EA	1	*	*	*	*	38	34
P O	5306-698-2150	BOLT, MACHINE: PLATE MTG L2070 (11083)	EA	1	*	*	*	*	38	35
P20	2940-423-9497	SPACER: PLATE TO BLOCK 4F6526 (11083)	EA	1	*	*	*	*	38	36
P O	5306-285-1368	BOLT, MACHINE: PLATE MTG L1143 (11083)	EA	2	*	*	*	*	38	37
P20	5340-125-2586	SPACER: PLATE TO BLOCK 6F8515 (11083)	EA	2	*	*	*	*	38	38
P O	5310-514-6849	WASHER, LOCK: PLATE MTG 3B4506 (11083)	EA	3	*	*	*	*	38	39
X20		PLATE: COOLER MTG 4L7882 (11083)	EA	1					38	40
P O	5306-260-4506	BOLT, MACHINE: TUBE ASSEMBLY MTG S1591 (11083)	EA	2	*	*	*	*	38	41
P O	2940-130-5145	LOCK: TUBE ASSEMBLY MTG 7H9832 (11083)	EA	1	4	12	23	47	38	42
P20	2815-128-9753	TUBE ASSEMBLY 4L8131 (11083)	EA	1	*	*	*	*	38	43
X1	2930-976-9143	GASKET 4L8149 (11083) (PART OF KIT, FSN 2815-873-4072)	EA	1					38	44
X1	5330-942-5114	PACKING, PREFORMED 8H4437 (11083) (PART OF KIT, FSN 2815-122-9678 AND KIT, P/N 150616 (11083))	EA	6					38	45
P O	5340-584-2314	RING 9F6656 (11083)	EA	1	5	10	23	47	38	46
P20	2815-128-9746	TUBE ASSEMBLY: LH 6L2820 (11083)	EA	1	*	*	*	*	38	47
P20	2815-128-9747	TUBE ASSEMBLY: RH 6L2819 (11083)	EA	1	*	*	*	*	38	47
X1	5330-828-9787	PACKING, PREFORMED 9H6067 (11083) (PART OF KIT, P/N 150616 (11083))	EA	2					38	48
P O	5306-637-4956	BOLT, MACHINE: TUBE TO VALVE LIFTER BRACKET S1588 (11083)	EA	12	*	*	*	*	38	49
P O	2940-130-5145	LOCK: TUBE ASSEMBLY MTG 7H9832 (11083)	EA	6	REF	REF	REF	REF	38	50
X1	2930-976-9143	GASKET 4L8149 (11083) (PART OF KIT, FSN 2815-873-4072)	EA	6					38	51
X1	5330-942-5114	PACKING, PREFORMED 8H4437 (11083) (PART OF KIT, FSN 2815-122-9678 AND KIT, P/N 150616 (11083))	EA	8					38	52
P O	5340-584-2314	RING 9F6656 (11083)	EA	6	REF	REF	REF	REF	38	53
P20	2815-128-9752	TUBE ASSEMBLY 4L8119 (11083)	EA	6	*	*	*	*	38	54
P O	5306-423-8194	BOLT, MACHINE: ELBOW MTG 1A2029 (11083)	EA	3	*	*	*	*	38	55
P O	5310-514-6849	WASHER, LOCK: ELBOW MTG 3B4506 (11083)	EA	3	*	*	*	*	38	56

(1) SMR CODE	(2) FEDERAL STOCK NUMBER	(3) DESCRIPTION  REF NUMBER & MFR CODE	(4) USABLE ON CODE	(5) UNIT OF MEAS	(6) 15-DAY ORGANIZATIONAL MAINTENANCE ALW	(7) ILLUS- TRATION					
						(a) 1-5	(b) 6-20	(c) 21-50	(d) 51-100	(a) FIG. NO.	(b) ITEM NO.
P20	4730-128-7216	ELBOW 4L6780 (11083)		EA	1	•	•	•	•	38	57
X1	2815-122-9656	PACKING, PREFORMED 6L1651 (11083) (PART OF KIT, FSN 2815-873-4071)		EA	1					38	58
X1	5330-869-6574	SEAL 6L1650 (11083) (PART OF KIT, P/N 150616 (11083))		EA	1					38	59
P20	2815-128-9741	PIPE; OIL FILTER TO BLOCK 6L1535 (11083)		EA	1	•	•	•	•	38	60
P O	6685-460-6163	THERMOMETER 38613F83 (64467)		EA	1	•	•	•	2		
P O	6685-470-6233	THERMOMETER 8858 (72100)		EA	1	•	•	•	2		
P O	6685-470-6232	MANOMETER, CRANKCASE, LIQUID 10AA25MRANGE6 (02002)		EA	1	•	•	•	2		
		GROUP 13 - FUEL PUMP TRANSFER									
P O	5306-423-8117	BOLT, MACHINE; PUMP MTG 1A2029 (11083)		EA	7	•	•	•	•	40	1
P O	5310-514-6849	WASHER, LOCK; PUMP MTG 3B4506 (11083)		EA	7	•	•	•	•	40	2
P O R	2910-689-5668	FUEL TRANSFER PUMP 6L9697 (11083)		EA	1	•	•	•	2	40	
		GROUP 15 - FUEL PUMP, PRIMING									
P O	2910-493-7301	FITTING; FUEL PUMP 3L3446 (11083)		EA	1	•	•	•	•	43	1
P O	2815-650-3156	BUSHING; FUEL PUMP 882664 (11083)		EA	1	•	•	•	•	43	2
P O	4730-117-0056	FITTING; PUMP 4H2678 (11083)		EA	1	•	•	•	•	43	3
X20		TUBE; PUMP TO HOUSING 5L5988 (11083)		EA	1					43	4
P O	4730-278-0193	ELBOW, PIPE TO TUBE; PUMP TO FUEL FILTER 4B413 (11083)		EA	1	•	•	•	•	43	5
P O	2815-650-3156	BUSHING; PUMP 882664 (11083)		EA	1	•	•	•	•	43	6
X20		TUBE; TO FUEL FILTER 6L2970 (11083)		EA	1					43	7
X20		BOLT; LEVER MTG 5B417 (11083)		EA	1					43	8
P O	5310-010-3323	WASHER, LOCK; LEVER MTG 3B4508 (11083)		EA	1	•	•	•	•	43	9
P O		WASHER; LEVER MTG 1K4708 (11083)		EA	1	•	•	•	•	43	10
P O	4730-256-4305	FITTING 887121 (11083)		EA	1	•	•	•	•	43	11
P O	5315-010-3384	PIN, COTTER; ROD ASSEMBLY MTG 3B4615 (11083)		EA	2	•	•	•	•	43	12
P O	5315-619-2962	PTN; ROD ASSEMBLY MTG 1J4384 (11083)		EA	2	•	•	•	•	43	13
P20	2910-493-7303	LEVER 5L1971 (11083)		EA	1	•	•	•	•	43	14

(1) SMR CODE	(2) FEDERAL STOCK NUMBER	(3) DESCRIPTION  REF NUMBER & MFR CODE	(4) UNIT OF MEAS  USABLE ON CODE	(5) QTY INC IN UNIT	(6) 15-DAY ORGANIZATIONAL MAINTENANCE ALW				(7) ILLUS- TRATION	
					(a)	(b)	(c)	(d)	(a)	(b)
					1-5	6-20	21-50	51-100	FIG. NO.	ITEM NO.
P20	2910-493-7302	ROD ASSEMBLY 5L7643 (11083)	EA	1	•	•	•	•	43	15
X1		ROD END 482649 (11083)	EA	2					43	16
P O		SCREW: LEVER MTG 483574 (11083)	EA	1	•	•	•	•	43	17
X20		LEVER 5L5718 (11083)	EA	1					43	18
P O	5306-423-6194	BOLT, MACHINE: BASE MTG 1A2029 (11083)	EA	7	•	•	•	•	43	19
P O	5310-514-6849	WASHER, LOCK: BASE MTG 3B4506 (11083)	EA	7	•	•	•	•	43	20
X1	5330-493-1875	GASKET: BASE TO PUMP 5L2135 (11083) (PART OF KIT, FSN 2815-873-4071)	EA	1					43	21
X20		BASE 4L6787 (11083)	EA	1					43	22
P O R	2815-925-2357	PUMP ASSEMBLY: FUEL PRIMING 4L8232 (11083)	EA	1	•	•	•	•	44	1
P O		PLUG 7F6636 (11083)	EA	1	•	•	•	•	44	4
		GROUP 16 - SERVICE METER								
P O	5306-261-1153	BOLT, MACHINE: ADAPTER ASSEMBLY MTG 51615 (11083)	EA	2	•	•	•	•	45	1
P O		LOCK: ADAPTER ASSEMBLY MTG 1A9109 (11083)	EA	2	•	•	•	•	45	2
X20	6680-450-6575	ADAPTER ASSEMBLY 5L3334 (11083)	EA	1					45	3
X20		HOUSING: SERVICE METER MTG 6L2968 (11083)	EA	1					45	4
P O	5305-429-2297	SCREW, CAP, HEXAGON HEAD: ADAPTER MOUNTING 51571 (11083)	EA	1	•	•	•	•	45	5
P O	5310-514-6849	WASHER, LOCK: ADAPTER MTG 3B4506 (11083)	EA	4	•	•	•	•	45	6
X1	5330-479-2853	GASKET: ADAPTER MTG 4L8191 (11083) (PART OF KIT, FSN 2815-873-4071)	EA	1					45	7
P O	5306-260-4508	BOLT, MACHINE: ADAPTER MTG 51594 (11083)	EA	3	•	•	•	•	45	8
P O	5306-263-8951	BOLT, MACHINE: SERVICE METER MTG 282695 (11083)	EA	1	•	•	•	•	45	9
P O	5306-423-8407	BOLT, MACHINE: SERVICE METER MOUNTING 1D4539 (11083)	EA	1	•	•	•	•	45	10
P O	5310-010-3320	WASHER, LOCK: SERVICE METER MOUNTING 3B4505 (11083)	EA	2	•	•	•	•	45	11
P O	6645-833-7822	SERVICE METER GROUP 6L2965 (11083)	EA	1	•	•	•	2	46	
P O		SCREW, SELF-TAPPING: WINDOW MOUNTING 399557 (11083)	EA	4	•	•	•	•	46	1

(1) SMR CODE	(2) FEDERAL STOCK NUMBER	(3) DESCRIPTION  REF NUMBER & MFR CODE	(4) USABLE ON CODE	(5) UNIT OF MEAS	QTY INC IN UNIT	(6) 15-DAY ORGANIZATIONAL MAINTENANCE ALW				(7) ILLUS- TRATION	
						(a)	(b)	(c)	(d)	(a)	(b)
						1-5	6-20	21-50	51-100	FIG. NO.	ITEM NO.
P O	2590-924-3521	WINDOW 9M3865 (11083)		EA	1	•	•	•	•	46	2
P O	5330-945-1029	GASKET; WINDOW MTG 9M3866 (11083)		EA	1	•	•	2	2	46	3
X20	6680-400-7010	RETAINER ASSEMBLY 4S7001 (11083)		EA	1					46	4
P O	6645-656-5006	SPRING 5B6904 (11083)		EA	1	•	•	•	•	46	5
P O	5330-945-1929	GASKET; RETAINER ASSEMBLY 9M7660 (11083)		EA	1	•	•	2	2	46	6
P O	6680-450-6576	COUNTER ASSEMBLY 6L2963 (11083)		EA	1	•	•	•	2	46	7
X1	6645-673-0338	COUNTER 8M5961 (11083)		EA	1					46	8
X1		GEAR 6L2962 (11083)		EA	1					46	9
P O	5315-014-2953	PIN MS35671-18 (96906)		EA	1	•	•	•	•	46	10
X20	6680-450-6577	HOUSING ASSEMBLY 6L2967 (11083)		EA	1					46	11
P O	5305-708-3823	SCREW; DRIVE; PLATE MTG 7B3028 (11083)		EA	2	•	•	•	•	46	12
X20		PLATE 8M5124 (11083)		EA	1					46	13
X20	5315-479-2834	PIN 2A5740 (11083)		EA	1					46	14
P O	5340-455-2790	RETAINER 9M3723 (11083)		EA	1	•	•	•	2	46	15
P O	5330-285-1332	SEAL 500229 (19204)		EA	1	•	2	2	3	46	16
P O	3120-939-6689	BEARING 9M4256 (11083)		EA	1	•	2	2	3	46	17
P O	3120-021-4055	BEARING 9M4252 (11083)		EA	1	•	2	2	3	46	18
P O	6680-450-6574	SHAFT 6L2964 (11083)		EA	1	•	•	•	2	46	19
P O	3830-862-1140	RING 4F7391 (11083)		EA	1	•	•	•	2	46	20



(1) SMR CODE	(2) FEDERAL STOCK NUMBER	(3) DESCRIPTION  REF NUMBER & MFR CODE	(4) USABLE ON CODE	(5) UNIT OF MEAS	QTY INC IN UNIT	(6) 15-DAY ORGANIZATIONAL MAINTENANCE ALW				(7) ILLUS- TRATION	
						(a)	(b)	(c)	(d)	(a)	(b)
						1-5	6-20	21-50	51-100	FIG. NO.	ITEM NO.
		GROUP 19 - LUBRICATION, VALVE, AND LINES									
X20		TUBE ASSEMBLY: RH 6L3209 (11083)		EA	1					50	1
X20		TUBE ASSEMBLY: LH 6L3210 (11083)		EA	1					50	1
P O	4730-471-0133	FITTING 5L9378 (11083)		EA	1	*	*	*	*	50	2
X20		CLIP: 1.25 IN. LG 8F8513 (11083)		EA	2					50	3
P O	4730-846-2653	FITTING 1F6068 (11083)		EA	4	*	*	*	*	50	4
X20		TUBE 6L3173 (11083)		EA	1					50	5
P O	4730-401-8167	FITTING 9B3582 (11083)		EA	1	*	*	*	*	50	6
X20		TUBE 5L7287 (11083)		EA	1					50	7
X20		TUBE 5L7705 (11083)		EA	1					50	8
P O		ELBOW 1H1363 (11083)		EA	3	*	*	*	*	50	9
P O	5305-261-1891	SCREW, CAP, HEXAGON HEAD: VALVE MTG 1D4706 (11083)		EA	4	*	*	*	*	50	10
P O	5310-514-6849	WASHER, LOCK: VALVE MTG 3B4506 (11083)		EA	4	*	*	*	*	50	11
P20	2520-847-4389	ADAPTER 8M5042 (11083)		EA	1	*	*	*	*	50	13
P O	5330-074-3590	GASKET 7M6843 (11083)		EA	1	*	2	3	5	50	14
P O	6115-073-6010	PLUNGER 7M6842 (11083)		EA	1	*	2	2	3	50	15
P O	5340-822-7574	SPRING 7M6124 (11083)		EA	1	*	2	3	5	50	16
P O	5330-074-3591	GASKET 7M6844 (11083)		EA	1	*	2	3	5	50	17
X20	4730-287-3279	PLUG, PIPE 5M6213 (11083)		EA	3					50	18
P O	2950-690-7126	BODY 7M6855 (11083)		EA	1	*	*	2	2	50	19
		GROUP 20 - AIR CLEANER AND BRACKETS									
P O	5306-423-8194	BOLT, MACHINE: AIR CLEANER TO SUPPORT 1A2029 (11083)		EA	12	*	*	*	*	51	1
P O	5310-514-6849	WASHER, LOCK: AIR CLEANER TO SUPPORT 3B4506 (11083)		EA	12	*	*	*	*	51	2
P O	5310-930-7014	WASHER, FLAT: AIR CLEANER TO SUPPORT 4B4278 (11083)		EA	12	*	*	*	*	51	3
P20	5340-118-3012	SPACER: AIR CLEANER TO SUPPORT 3K1470 (11083)		EA	12	*	*	*	*	51	4

(1) SMR CODE	(2) FEDERAL STOCK NUMBER	(3) DESCRIPTION  REF NUMBER & MFR CODE	(4) UNIT OF MEAS  USABLE ON CODE	(5) QTY INC IN UNIT	(6) 15-DAY ORGANIZATIONAL MAINTENANCE ALW				(7) ILLUS- TRATION	
					(a)	(b)	(c)	(d)	(a)	(b)
					1-5	6-20	21-50	51-100	FIG. NO.	ITEM NO.
P20	2940-478-8381	COVER ASSEMBLY 6L4713 (11083)	EA	2	*	*	*	*	51	5
P20	2940-843-3864	FILTER PANEL 6L4714 (11083)	EA	2	*	*	*	*	51	6
P O	5306-637-4956	BOLT, MACHINE: RING MTG S1588 (11083)	EA	24	*	*	*	*	51	7
P O	5310-514-6849	WASHER, LOCK: RING MTG 3B4506 (11083)	EA	24	*	*	*	*	51	8
P20	5340-351-2450	RING 6L6573 (11083)	EA	2	*	*	*	*	51	9
P O	5306-260-4508	BOLT, MACHINE: RING MTG S1594 (11083)	EA	12	*	*	*	*	51	10
P O	5310-514-6849	WASHER, LOCK: RING MTG 3B4506 (11083)	EA	12	*	*	*	*	51	11
P20	5340-356-7825	RING 6L3437 (11083)	EA	2	*	*	*	*	51	12
P20	2940-481-3646	ADAPTER 6L3439 (11083)	EA	2	*	*	*	*	51	13
X1	5330-835-1189	SEAL 2M5173 (11083) (PART OF KIT, P/N 1S0616 (11083))	EA	2					51	14
P20	2940-481-3647	DIAPHRAGM 6L6569 (11083)	EA	2	*	*	*	*	51	15
P20	2940-481-3645	BODY ASSEMBLY 6L4712 (11083)	EA	2	*	*	*	*	51	16
X1		NUT 1J7581 (11083)	EA	12						
P20	4730-924-7886	PLUG 5M6214 (11083)	EA	2	*	*	*	*	51	17
P O	5306-263-7301	BOLT, MACHINE: SUPPORT MTG L1351 (11083)	EA	14	*	*	*	*	52	1
P O	5310-514-6849	WASHER, LOCK: SUPPORT MTG 3B4506 (11083)	EA	14	*	*	*	*	52	2
X20		SUPPORT ASSEMBLY: RH FRONT 6L7615 (11083)	EA	1					52	3
X20		SUPPORT ASSEMBLY: LH FRONT 6L7616 (11083)	EA	1					52	3
X20		SUPPORT ASSEMBLY: RH REAR 6L7617 (11083)	EA	1					52	4
X20		SUPPORT ASSEMBLY: LH REAR 6L7618 (11083)	EA	1					52	4
		GROUP 21 - FUEL LINES AND SUPPORT								
P O	5310-852-8460	NUT, PLAIN, HEXAGON: FUEL LINE SUPPORT 1D4716 (11083)	EA	2	*	*	*	*	53	1
P O	5310-010-3320	WASHER, LOCK: FUEL LINE SUPPORT 3B4505 (11083)	EA	4	*	*	*	*	53	2
P O	5306-426-3315	BOLT, MACHINE: FUEL LINE SUPPORT 1B9575 (11083)	EA	4	*	*	*	*	53	3
P O		WASHER, FLAT: FUEL LINE SUPPORT 5M6693 (11083)	EA	4	*	*	*	*	53	4

(1) SMR CODE	(2) FEDERAL STOCK NUMBER	(3) DESCRIPTION  REF NUMBER & MFR CODE	(4) USABLE ON CODE	(5) UNIT OF MEAS  QTY INC IN UNIT	(6) 15-DAY ORGANIZATIONAL MAINTENANCE ALW				(7) ILLUS- TRATION		
					(a)	(b)	(c)	(d)	(a)	(b)	
					1-5	6-20	21-50	51-100	FIG. NO.	ITEM NO.	
P O	5310-275-1329	WASHER, FLAT: FUEL LINE SUPPORT 485270 (11083)		EA	4	*	*	*	*	53	5
P O	5306-206-4387	BOLT, MACHINE: FUEL LINE SUPPORT MTG S1585 (11083)		EA	4	*	*	*	*	53	6
P O	5310-010-3323	WASHER, LOCK: FUEL LINE SUPPORT MTG 3B4508 (11083)		EA	4	*	*	*	*	53	7
P O		WASHER, FLAT: FUEL LINE SUPPORT MTG 8A4791 (11083)		EA	4	*	*	*	*	53	8
X20		SPACER: FUEL LINE SUPPORT MOUNTING 8B9725 (11083)		EA	3					53	9
X20		SUPPORT: FUEL LINE LH 6L4790 (11083)		EA	1					53	10
X20		SUPPORT: FUEL LINE RH 6L3874 (11083)		EA	1					53	11
X20		LINE ASSEMBLY, NO. 12 6L3912 (11083)		EA	1					54	4
X20		LINE ASSEMBLY, NO. 10 6L3910 (11083)		EA	1					54	5
X20		LINE ASSEMBLY, NO. 8 6L3908 (11083)		EA	1					54	6
X20		LINE ASSEMBLY, NO. 6 6L3906 (11083)		EA	1					54	7
X20		LINE ASSEMBLY, NO. 4 6L3904 (11083)		EA	1					54	10
X20		LINE ASSEMBLY, NO. 2 6L3902 (11083)		EA	1					54	11
P O	5306-423-8357	BOLT, MACHINE: TUBE ASSEMBLY MOUNTING 1B7182 (11083)		EA	2	*	*	*	*	54	12
P O	5310-010-3320	WASHER, LOCK: CLAMP, FLANGE AND TUBE ASSEMBLY MTG 3B4505 (11083)		EA	8	*	*	*	*	54	13
X1	5330-460-3857	GASKET: FLANGE AND TUBE ASSEMBLY MTG 4L8144 (11083) (PART OF KIT, FSN 2815-873-4071)		EA	2					54	14
X20		TUBE ASSEMBLY TO FUEL FILTER 4L8159 (11083)		EA	1					54	15
P O	5306-261-1153	BOLT, MACHINE: CLAMP S1615 (11083)		EA	1	*	*	*	*	54	16
P O	5310-479-0592	NUT, PLAIN, HEXGON: CLAMP 1B4330 (11083)		EA	1	*	*	*	*	54	17
P O	5310-514-8852	WASHER, LOCK: CLAMP MTG 3B4504 (11083)		EA	7	*	*	*	*	54	18
X20		TUBING 4S8458 (11083)		EA	1					54	19
X20		FITTING 1L482 (11083)		EA	2					54	20
X1		NUT 4H2663 (11083)		EA	1						
X1		SLEEVE 4H2662 (11083)		EA	1						

(1) SMR CODE	(2) FEDERAL STOCK NUMBER	(3) DESCRIPTION  REF NUMBER & MFR CODE	(4) UNIT OF MEAS	(5) QTY INC IN UNIT	(6) 15-DAY ORGANIZATIONAL MAINTENANCE ALW				(7) ILLUS- TRATION	
					(a)	(b)	(c)	(d)	(a)	(b)
					1-5	6-20	21-50	51-100	FIG. NO.	ITEM NO.
X20		CLAMP 6L3520 (11083)	EA	1					54	21
P O	2930-363-9439	GROMMET 58131 (11083)	EA	2	*	2	2	5	54	22
P O	5315-195-5680	PIN 4L8167 (11083)	EA	1	*	*	*	2	54	23
X1	5330-460-3858	GASKET 4L8132 (11083) (PART OF KIT, FSN 2815-873-4071)	EA	1					54	24
P O	5306-423-8194	BOLT, MACHINE: PIN MTG 1A2029 (11083)	EA	2	*	*	*	*	54	25
P O	5310-514-6849	WASHER, LOCK: CLAMP AND PIN MTG 3B4506 (11083)	EA	6	*	*	*	*	54	26
P O	5306-226-4828	BOLT, MACHINE: CLAMP MTG 4B3388 (11083)	EA	4	*	*	*	*	54	27
X20		FLANGE 1L4757 (11083)	EA	1					54	28
P O	5306-240-0799	BOLT, MACHINE: CLAMP 51618 (11083)	EA	2	*	*	*	*	54	29
X20		CLAMP 5M5689 (11083)	EA	6					54	30
X20		DAMPER 5M5690 (11083)	EA	2					54	31
X20		LINE ASSEMBLY, NO. 1 6L3901 (11083)	EA	1					54	32
X20		LINE ASSEMBLY, NO. 3 6L3903 (11083)	EA	1					54	33
P O	5310-852-8450	NUT, PLAIN, HEXAGON: CLAMP MOUNTING 1D4716 (11083)	EA	2	*	*	*	*	54	34
X20		LINE ASSEMBLY, NO. 5 6L3905 (11083)	EA	1					54	35
X20		LINE ASSEMBLY, NO. 7 6L3907 (11083)	EA	1					54	36
X20		RETAINER 2A1961 (11083)	EA	4					54	37
X20		CLAMP 2B4399 (11083)	EA	4					54	38
P O	5305-423-9003	SCREW, CAP, HEXAGON HEAD: RETAINER MTG 3B1915 (11083)	EA	4	*	*	*	*	54	39
P O	5310-894-5145	NUT, PLAIN, HEXAGON: RETAINER MTG 1D4717 (11083)	EA	4	*	*	*	*	54	40
X20		LINE ASSEMBLY, NO. 9 6L3909 (11083)	EA	1					54	41
X20		LINE ASSEMBLY, NO. 11 6L3911 (11083)	EA	1					54	42
X20		PLATE: .25 IN. THK 6L3862 (11083)	EA	1					54	43
X20		DAMPER: .12 IN. THK 6L3864 (11083)	EA	1					54	44
X20		DAMPER: .44 IN. THK 6L3866 (11083)	EA	1					54	45

(1) SMR CODE	(2) FEDERAL STOCK NUMBER	(3) DESCRIPTION  REF NUMBER & MFR CODE	(4) USABLE OR CODE	(5) UNIT OF MEAS  QTY INC IN UNIT	(6) 15-DAY ORGANIZATIONAL MAINTENANCE ALW				(7) ILLUS- TRATION		
					(a)	(b)	(c)	(d)	(a)	(b)	
					1-5	6-20	21-50	51-100	FIG. NO.	ITEM NO.	
P O	5306-423-8784	BOLT, MACHINE: CLAMP MTG 782742 (11083)		EA	6	*	*	*	*	54	46
X20		CLAMP 5L6622 (11083)		EA	3					54	47
X20		DAMPER 5L6624 (11083)		EA	3					54	48
X20		DAMPER 5L6620 (11083)		EA	3					54	49
X20		CLAMP 5L6623 (11083)		EA	3					54	50
X20		SPACER 3L8855 (11083)		EA	4					54	51
X20		DAMPER 6L3865 (11083)		EA	1					54	52
X20		DAMPER 6L3863 (11083)		EA	1					54	53
X20		PLATE 6L3861 (11083)		EA	1					54	54
		GROUP 22 - GOVERNOR AND LINKAGE									
X20		CASE, GOVERNOR 030112 (66503)		EA	1					55	34
X2H		GROUP 23 - TACHOMETER DRIVE									
P O	5306-426-3315	BOLT, MACHINE: DRIVE MTG 189575 (11083)		EA	2	*	*	*	*	57	1
P O	5310-010-3320	WASHER, LOCK: DRIVE MTG 384505 (11083)		EA	2	*	*	*	*	57	2
P O	6680-365-5325	CAP 982232 (11083)		EA	1	*	*	*	2	57	4
P O	6680-730-4372	TACHOMETER DRIVE 6L2149 (11083)		EA	1	*	*	*	2	57	
P O	6620-450-5703	SHAFT 6L2739 (11083)		EA	1	*	*	*	*	57	5
P O	3120-296-8106	BUSHING 8A4401 (11083)		EA	1	*	*	*	2	57	6
P O	3120-296-8107	BEARING 1M5058 (11083)		EA	1	*	*	*	2	57	7
X1		FITTING 1K6846 (11083)		EA	1					57	8
X1		HOUSING 6L2108 (11083)		EA	1					57	9

(1) SMR CODE	(2) FEDERAL STOCK NUMBER	(3) DESCRIPTION  REF NUMBER & MFR CODE	(4) USABLE ON CODE	(5) UNIT OF MEAS	(5) QTY INC IN UNIT	(6) 15-DAY ORGANIZATIONAL MAINTENANCE ALW				(7) ILLUS- TRATION		
						(a)	(b)	(c)	(d)	(a)	(b)	
						1-5	6-20	21-50	51-100	FIG. NO.	ITEM NO.	
		GROUP 27 - WATER LINES										
P O	5306-423-8194	BOLT, MACHINE: ELBOW TO REGULAR HOUSING 1A2029 (11083)		EA	4	*	*	*	*	61	1	
P O	5310-514-6849	WASHER, LOCK: ELBOW TO REGULATOR HOUSING 3B4506 (11083)		EA	4	*	*	*	*	61	2	
P O	4730-936-3143	ELBOW: PIPE TO HOUSING 4L6731 (11083)		EA	1	*	*	*	*	61	3	
X1	2930-976-9164	GASKET 4L8128 (11083) (PART OF KIT, P/N 150616 (11083) AND KIT, FSN 2815-873-4072)		EA	5					61	4	
P O	5306-637-4956	BOLT, MACHINE: PIPE TO BOX S1588 (11083)		EA	4	*	*	*	*	61	5	
P O	5310-514-6849	WASHER, LOCK: PIPE TO BOX 3B4506 (11083)		EA	4	*	*	*	*	61	6	
P20		PIPE: ELBOW TO BOX 4L8734 (11083)		EA	1	*	*	*	*	61	7	
X1	5330-869-6562	PACKING, PREFORMED: ELBOW TO PIPE 9M4217 (11083) (PART OF KIT, P/N 150616 (11083))		EA	1					61	8	
P O	5306-637-4956	BOLT, MACHINE: ELBOW MTG S1588 (11083)		EA	2	*	*	*	*	61	9	
P O	5310-514-6849	WASHER, LOCK: ELBOW MTG 3B4506 (11083)		EA	2	*	*	*	*	61	10	
X1	5330-479-2843	GASKET: ELBOW AND TUBE MTG 6L5366 (11083) (PART OF KIT, P/N 150616 (11083))		EA	2					61	11	
P20		TUBE ASSEMBLY 4L7860 (11083)		EA	1	*	*	*	*	61	12	
P O	4730-278-4596	FITTING 3B8996 (11083)		EA	1	*	*	*	*	61	13	
P O	4730-406-6575	ELBOW: TUBE TO REGULATOR HOUSING 4L6826 (11083)		EA	1	*	*	*	*	61	14	
X1	5330-869-6574	SEAL O RING 6L1650 (11083) (PART OF KIT, P/N 150616 (11083))		EA	2					61	15	
P O	5306-423-8194	BOLT, MACHINE: TUBE ASSEMBLY TO REGULATOR HOUSING 1A2029 (11083)		EA	2	*	*	*	*	61	16	
P O	5310-514-6849	WASHER, LOCK: TUBE ASSEMBLY TO REGULATOR HOUSING 3B4506 (11083)		EA	2	*	*	*	*	61	17	
P20		TUBE ASSEMBLY: ELBOW TO REGULATOR HOUSING 4L7888 (11083)		EA	1	*	*	*	*	61	18	
X1	5330-869-6566	PACKING, PREFORMED: ELBOW TO TUBE ASSEMBLY 9M9647 (11083) (PART OF KIT, P/N 150616 (11083))		EA	1					61	19	
P O	4720-403-0824	HOSE 9M5242 (11083)		EA	2	*	*	2	2	61	20	
P O	5306-260-4508	BOLT, MACHINE: BOX TO REGULATOR HOUSING S1594 (11083)		EA	4	*	*	*	*	61	21	
P O	5310-514-6849	WASHER, LOCK: BOX TO REGULATOR HOUSING 3B4506 (11083)		EA	4	*	*	*	*	61	22	

(1) SMR CODE	(2) FEDERAL STOCK NUMBER	(3) DESCRIPTION  REF NUMBER & MFR CODE	(4) USABLE ON CODE	(5) UNIT OF MEAS QTY INC IN UNIT	(6) 15-DAY ORGANIZATIONAL MAINTENANCE ALW				(7) ILLUS- TRATION	
					(a)	(b)	(c)	(d)	(a)	(b)
					1-5	6-20	21-50	51-100	FIG. NO.	ITEM NO.
X20		BOX 5L2508 (11083)		EA 1					61	23
P O	5305-273-9308	SCREW, CAP, HEXAGON HEAD: COVER MTG 9509 (11083)		EA 8	*	*	*	*	61	24
P O	5310-514-6849	WASHER, LOCK: COVER MTG 3B4506 (11083)		EA 8	*	*	*	*	61	25
X20		COVER 4L8728 (11083)		EA 2					61	26
P O	4730-471-0147	CLAMP: NOSE 6L4552 (11083)		EA 4	*	*	2	2	61	27
X20		TUBE 5L3544 (11083)		EA 1					61	28
X20		TUBE 5L3543 (11083)		EA 1					61	29
P O	4730-846-2641	FITTING TEE 3B8994 (11083)		EA 1	*	*	*	*	61	30
X20		TUBE 5L3542 (11083)		EA 1					61	31
P O	4730-931-8537	ELBOW: TUBE TO MANIFOLD 308884 (11083)		EA 2	*	*	*	*	61	32
P20	4730-121-0237	BUSHING: TUBE TO MANIFOLD 3B7724 (11083)		EA 2	*	*	*	*	61	33
P O	5306-637-4956	BOLT, MACHINE: ELBOW TO ELBOW 31588 (11083)		EA 2	*	*	*	*	61	34
P O	5310-514-6849	WASHER, LOCK: ELBOW TO ELBOW 3B4506 (11083)		EA 2	*	*	*	*	61	35
P O	5330-479-2852	GASKET: ELBOW 6L5304 (11083)		EA 1	*	2	2	3	61	36
P O	5306-260-4506	BOLT, MACHINE: ELBOW LUG 31591 (11083)		EA 1	*	*	*	*	61	37
P O	5310-514-6849	WASHER, LOCK 3B4506 (11083)		EA 1	*	*	*	*	61	38
X20		LUG 9F8596 (11083)		EA 1					61	39
X20		SPACER 1F3981 (11083)		EA 1					61	40
P O	4730-936-3138	ELBOW 4L6234 (11083)		EA 1	*	*	*	*	61	41
P O	5305-423-9003	SCREW, CAP, HEXAGON HEAD: ELBOW MTG 3B1915 (11083)		EA 8	*	*	*	*	61	42
P O	5310-514-6849	WASHER, LOCK: ELBOW MTG 3B4506 (11083)		EA 8	*	*	*	*	61	43
P O	4730-493-1928	ELBOW, WATER PUMP INLET 4L6233 (11083)		EA 1	*	*	*	*	61	44
X1	2815-979-4514	GASKET: ELBOW MTG 4L7885 (11083) (PART OF KIT, FSN 2815-873-4072)		EA 1					61	45
P O	4730-936-3144	ELBOW 4L6232 (11083)		EA 1	*	*	*	*	61	46
X1	2930-976-8988	GASKET: ELBOW MTG 4L5832 (11083) (PART OF KIT, FSNs 2815-873-4072 AND 2815-122-9679)		EA 1					61	47
P O	5306-426-2932	BOLT, MACHINE: ELBOW MTG 31619 (11083)		EA 6	*	*	*	*	61	48

(1) SMR CODE	(2) FEDERAL STOCK NUMBER	(3) DESCRIPTION  REF NUMBER & MFR CODE	(4) USABLE ON CODE	(5) UNIT OF MEAS QTY INC IN UNIT	(6) 15-DAY ORGANIZATIONAL MAINTENANCE ALW				(7) ILLUS- TRATION		
					(a)	(b)	(c)	(d)	(a)	(b)	
					1-5	6-20	21-50	51-100	FIG. NO.	ITEM NO.	
P O	5310-514-6849	WASHER, LOCK; ELBOW MTG 3B4506 (11083)		EA	6	*	*	*	*	61	49
X1	2930-976-9157	GASKET; ELBOW TO BLOCK 4L6216 (11083) (PART OF KIT, FSN 2815-873-4072)		EA	1					61	50
P O	4730-011-3176	PLUG; ELBOW 3J5389 (11083)		EA	1	*	*	*	*	61	51
P20	4730-128-9745	ELBOW 4L6215 (11083)  GROUP 28 - WATER AND AIR SHUTOFF		EA	1	*	*	*	*	61	52
P O	2990-450-6566	SHUTOFF WATER TEMPERATURE GROUP 5L5947 (11083)		EA	1	*	*	*	*	62	
P O	4730-203-2866	FITTING; TUBE TO VALVE 18984595 (78500)		EA	1	*	*	*	*	62	1
X20		CLIP; TUBE MTG 602A (11083)		EA	2					62	2
P O	4730-203-2866	FITTING; TUBE TO SHUTOFF COVER 18984595 (78500)		EA	1	*	*	*	*	62	3
X20		TUBE; VALVE TO SAFETY SHUTOFF CONTROL 5L5894 (11083)		EA	1					62	4
P O	2950-118-4993	FITTING; TO SHUTOFF DRAIN 1L1118 (11083)		EA	1	*	*	*	*	62	5
P20	4730-871-1288	ELBOW; TUBE TO VALVE 2H9866 (11083)		EA	1	*	*	*	*	62	6
X20		TUBE; VALVE TO DRAIN 5L5895 (11083)		EA	1					62	7
P O	2930-593-1186	VALVE 4L7108 (11083)		EA	1	*	*	*	*	62	8
P O	2990-449-7121	SHUTOFF AIR ACTUATED RACK 5L6639 (11083)		EA	1	*	*	*	*	63	
X20		BOLT; CUP MTG 4B9365 (11083)		EA	4					63	1
P O	5310-514-8852	WASHER, LOCK; CUP MTG 3B4504 (11083)		EA	4	*	*	*	*	63	2
X20		CUP 3L4377 (11083)		EA	1					63	3
P O	2815-871-0770	GASKET; CUP TO CYLINDER 3L4376 (11083)		EA	1	*	2	2	3	63	4
P O	2990-499-7126	CYLINDER 3L4374 (11083)		EA	1	*	*	*	2	63	5
P O	2815-869-3100	SPRING 5L5651 (11083)		EA	1	*	*	*	2	63	6
X20		SHAFT 5L6636 (11083)		EA	1					63	7
X20		SPACER 3L8144 (11083)		EA	1					63	8
P O	5315-234-1650	PIN, COTTER 3B4604 (11083)		EA	1	*	*	*	*	63	9
X20		WASHER 4B4863 (11083)		EA	2					63	10
P20	5315-492-6022	PIN 7B8303 (11083)		EA	1	*	*	*	*	63	11
X20		ROD END 5L6637 (11083)		EA	1					63	12



(1) SMR CODE	(2) FEDERAL STOCK NUMBER	(3) DESCRIPTION  REF NUMBER & MFR CODE	(4) USABLE ON CODE	(5) UNIT OF MEAS	(6) QTY INC IN UNIT	(6) 15-DAY ORGANIZATIONAL MAINTENANCE ALW				(7) ILLUS- TRATION	
						(a)	(b)	(c)	(d)	(a)	(b)
						4-5	6-20	21-50	51-100	FIG. NO.	ITEM NO.
P20	5315-479-2833	PIN 1L5316 (11083)		EA	1	*	*	*	*	63	13
P20	5315-479-2832	PIN 5L6634 (11083)		EA	1	*	*	*	*	63	14
P O	2990-478-8382	GUIDE 5L6635 (11083)		EA	1	*	*	*	2	63	15
P O	3122-466-2007	BEARING 3L8138 (11083)		EA	1	*	*	*	2	63	16
X20		SUPPORT ASSEMBLY 5L6638 (11083)		EA	1					63	17
P O	5306-260-4506	SCREW, CAP, HEXAGON HEAD: SUPPORT ASSEMBLY MTG S1591 (11083)		EA	2	*	*	*	*	63	18
P O	5310-514-6849	WASHER, LOCK: SUPPORT ASSEMBLY MTG 3B4506 (11083)		EA	2	*	*	*	*	63	19
		GROUP 29 - FRONT LIFTING EYE AND BREATHER									
P O	5306-260-4506	BOLT, MACHINE: LIFTING EYE MTG S1591 (11083)		EA	6	*	*	*	*	64	1
P O	5310-514-6849	WASHER, LOCK: LIFTING EYE MTG 3B4506 (11083)		EA	10	*	*	*	*	64	2
P O	5305-429-2297	SCREW, CAP, HEXAGON HEAD: LIFTING EYE MTG S1571 (11083)		EA	8	*	*	*	*	64	3
P O	5306-285-1368	BOLT, MACHINE: LIFTING EYE MTG L1143 (11083)		EA	2	*	*	*	*	64	4
X20		SPACER 5B9627 (11083)		EA	4					64	5
X20		EYE, LIFTING 5L9372 (11083)		EA	1					64	6
P O	5310-725-7382	NUT, PLAIN, HEXAGON: BREATHER MTG 1B4203 (11083)		EA	6	*	*	*	*	65	1
P O	5310-514-6849	WASHER, LOCK: BREATHER MTG 3B4506 (11083)		EA	6	*	*	*	*	65	2
P O	2815-122-9652	BREATHER ASSEMBLY 4L8165 (11083)		EA	1	*	*	*	2	65	3
X1	2815-979-4563	GASKET: BREATHER TO COVER 4L8176 (11083) (PART OF KIT, FSN 2815-873-4071)		EA	1					65	4
P O	5306-637-4956	BOLT, MACHINE: COVER TO FUEL PUMP HOUSING S1588 (11083)		EA	3	*	*	*	*	65	5
P O	5310-514-6849	WASHER, LOCK: COVER TO FUEL PUMP HOUSING 3B4506 (11083)		EA	3	*	*	*	*	65	6
P O	5306-423-8194	BOLT, MACHINE: COVER MTG 1A2029 (11083)		EA	12	*	*	*	*	65	7
P O	5310-514-6849	WASHER, LOCK: COVER MTG 3B4506 (11083)		EA	12	*	*	*	*	65	8
X20	2815-122-9653	COVER ASSEMBLY 4L8151 (11083)		EA	1					65	9
X1	2815-979-4813	GASKET: COVER TO FUEL PUMP HOUSING 4L8175 (11083) (PART OF KIT, FSN 2815-873-4071)		EA	1					65	10
X1	2815-979-4874	GASKET: COVER 4L8162 (11083) (PART OF KIT, FSN 2815-873-4071)		EA	1					65	11

(1) SMR CODE	(2) FEDERAL STOCK NUMBER	(3) DESCRIPTION  REF NUMBER & MFR CODE	(4) UNIT OF MEAS  USABLE ON CODE	(5) QTY INC IN UNIT	(6) 15-DAY ORGANIZATIONAL MAINTENANCE ALW				(7) ILLUS- TRATION	
					(a)	(b)	(c)	(d)	(a)	(b)
					1-5	6-20	21-50	51-100	FIG. NO.	ITEM NO.
X20		STUD: BREATHER MTG 8F683 (11083)  GROUP 30 - MANIFOLD INTAKE	EA	6					65	12
P O	5306-206-4387	BOLT, MACHINE: MANIFOLD MTG S1585 (11083)	EA	36	*	*	*	*	66	1
X20		WASHER, LOCK: MANIFOLD MTG 98453 (11083)	EA	36					66	2
X1	5330-239-4301	GASKET: MANIFOLD MTG 4L8097 (11083) (PART OF KIT, FSN 2815-873-4072)	EA	12					66	3
P O	2815-471-0153	ELBOW: MANIFOLD TO AFTERCOOLER 4L6195 (11083)	EA	2	*	*	*	*	66	4
X1	5330-239-7654	SEAL, O RING 5H6733 (11083) (PART OF KIT, P/N 1S0616 (11083) AND KIT, FSN 2815-873-4072)	EA	8					66	5
P O	5306-637-4956	BOLT, MACHINE: HOUSING TO MANIFOLD S1588 (11083)	EA	12	*	*	*	*	66	6
P O	5310-514-6849	WASHER, LOCK: HOUSING TO MANIFOLD 3B4506 (11083)	EA	12	*	*	*	*	66	7
P O	2815-479-8870	HOUSING 4L6200 (11083)	EA	2	*	*	*	*	66	8
X1	5330-450-6609	GASKET: COVER 4L7890 (11083) (PART OF KIT, FSN 2815-873-4072 AND KIT, P/N 1S0616 (11083))	EA	4					66	9
P O	4730-287-3279	PLUG 5H6213 (11083)	EA	2	*	*	*	*	66	10
P O	5306-637-4956	BOLT, MACHINE: COVER MTG S1588 (11083)	EA	12	*	*	*	*	66	11
P O	5310-011-5549	WASHER, LOCK: COVER MTG 9F5644 (11083)	EA	1	*	*	*	*	66	12
P O	2815-459-5970	COVER 4L3378 (11083)	EA	2	*	*	*	*	66	13
P O	2815-479-8873	MANIFOLD, INTAKE 4L6193 (11083)  GROUP 31 - TURBOCHARGER	EA	2	*	*	*	*	66	14
P O	5306-423-8194	BOLT, MACHINE: TUBE ASSEMBLY MTG 1A2029 (11083)	EA	4	*	*	*	*	67	1
P O	5310-514-6849	WASHER, LOCK: TUBE ASSEMBLY MTG 3B4506 (11083)	EA	4	*	*	*	*	67	2
X1	2815-989-3295	GASKET: TUBE ASSEMBLY MTG 1S4810 (11083) (PART OF KIT, P/N 1S0616 (11083))	EA	2					67	3
P O	5306-260-4506	SCREW, CAP, HEXAGON HEAD: TUBE ASSEMBLY MTG S1591 (11083)	EA	4	*	*	*	*	67	4
P O	5310-514-6849	WASHER, LOCK: TUBE ASSEMBLY MTG 3B4506 (11083)	EA	4	*	*	*	*	67	5
X1	2815-931-8048	GASKET: TUBE ASSEMBLY MTG 1S6595 (11083) (PART OF KIT, P/N 1S0616 (11083))	EA	2					67	6

(1) SMR CODE	(2) FEDERAL STOCK NUMBER	(3) DESCRIPTION  REF NUMBER & MFR CODE	(4) USABLE ON CODE	(5) UNIT OF MEAS  QTY INC IN UNIT	(6) 15-DAY ORGANIZATIONAL MAINTENANCE ALW				(7) ILLUS- TRATION	
					(a)	(b)	(c)	(d)	(a)	(b)
					1-5	6-20	21-50	51-100	FIG. NO.	ITEM NO.
		GROUP 34 - AIR STARTING								
P O R	2990-786-6795	REGULATING VALVE, PRESSURE REDUCING 1L2073 (11083)		EA 1	*	*	*	2	72	
P O		BOLT: CHAMBER TO BODY 1L9080 (11083)		EA 6	*	*	*	*	72	1
P O		NUT: CHAMBER TO BODY 1L9079 (11083)		EA 6	*	*	*	*	72	2
P O	1820-189-2169	BUTTON 1H9569 (11083)		EA 1	*	*	*	2	72	3
P O	5360-450-9135	SPRING 1L9049 (11083)		EA 1	*	*	*	2	72	4
P O	1820-224-7482	PLATE 1H9572 (11083)		EA 1	*	*	*	2	72	5
P O	2990-689-5660	DIAPHRAGM 1H9573 (11083)		EA 1	*	*	*	2	72	6
P O	5360-402-5250	BUTTON: SPRING RETAINER 1H9574 (11083)		EA 1	*	*	*	2	72	7
P20		SCREW, ADJUSTING 1H9568 (11083)		EA 1	*	*	*	*	72	8
P O		NUT: ADJUSTING SCREW 1L9048 (11083)		EA 1	*	*	*	*	72	9
X20		CHAMBER: VALVE 1H9570 (11083)		EA 1					72	10
X20		PLUG ASSEMBLY 1H9581 (11083)		EA 1					72	11
P O	6620-707-0715	GASKET 1H9580 (11083)		EA 1	*	*	*	2	72	12
P O	2815-707-2480	SCREEN 1H9577 (11083)		EA 1	*	*	*	2	72	13
P O	5360-460-2194	SPRING 1H9578 (11083)		EA 1	*	*	*	2	72	14
P O	2990-478-8268	PISTON ASSEMBLY 1H9576 (11083)		EA 1	*	*	*	2	72	15
P O	2990-478-8339	CYLINDER 1H9575 (11083)		EA 1	*	*	*	2	72	16
X1		BODY 1L2072 (11083)		EA 1					72	17
P O		VALVE, SOLENOID MODEL J300 (70642)		EA 1	*	*	*	*	73	1
P O	5310-011-7062	NUT, PLAIN, HEXAGON: U-BOLT 1D4717 (11083)		EA 2	*	*	*	*	73	2
P O	5310-514-6849	WASHER, LOCK 3B4506 (11083)		EA 2	*	*	*	*	73	3
P O	5306-125-7895	U-BOLT 5L2534 (11083)		EA 1	*	*	*	*	73	4
P O	4730-128-0182	NIPPLE, PIPE 3L8993 (11083)		EA 4	*	*	*	*	73	5
P O		VALVE, SOLENOID MODEL J600 (70642)		EA 1	*	*	*	*	73	6
P20	4930-128-9767	LUBRICATOR 6L4347 (11083)		EA 1	*	*	*	*	73	7
P O	4730-126-8241	ELBOW, PIPE 6F8856 (11083)		EA 2	*	*	*	*	73	8
P O	4730-125-7882	NIPPLE, PIPE 6L5699 (11083)		EA 1	*	*	*	*	73	9

(1) SMR CODE	(2) FEDERAL STOCK NUMBER	(3) DESCRIPTION  REF NUMBER & MFR CODE	(4) USABLE ON CODE	(5) QTY INC IN UNIT	(6) 15-DAY ORGANIZATIONAL MAINTENANCE ALW				(7) ILLUS- TRATION	
					(a)	(b)	(c)	(d)	(a)	(b)
					1-5	6-20	21-50	51-100	FIG. NO.	ITEM NO.
P O	4730-126-8243	ELBOW, STREET 587666 (11083)	EA	1	*	*	*	*	73	10
P O	5306-263-8978	BOLT, MACHINE: FLANGE MTG 51587 (11083)	EA	4	*	*	*	*	73	11
P O	5310-010-3323	WASHER, LOCK: FLANGE MTG 384508 (11083)	EA	4	*	*	*	*	73	12
P O	4730-125-7881	FLANGE 6L1849 (11083)	EA	1	*	*	*	*	73	13
P O	2990-847-1168	GASKET: FLANGE TO MOTOR 6F9206 (11083)	EA	1	1	4	8	15	73	14
P O	5306-260-4508	BOLT, MACHINE: BRACKET MTG 51594 (11083)	EA	2	*	*	*	*	73	15
P O	5310-514-6849	WASHER, LOCK: BRACKET MTG 384506 (11083)	EA	2	*	*	*	*	73	16
X20		BRACKET 5L1722 (11083)	EA	1					73	17
P20	2910-356-0715	JAR, AIR CLEANER 5F6658 (11083)	EA	1	*	*	*	*	74	10
P O	3830-708-5759	SEAL, SHEAVE CABLE 4F7835 (11083)	EA	1	*	*	*	2	74	11

(1) SMR CODE	(2) FEDERAL STOCK NUMBER	(3) DESCRIPTION	(4) USABLE ON CODE	(5) UNIT OF MEAS	(5) QTY INC IN UNIT	(6) 15-DAY ORGANIZATIONAL MAINTENANCE ALW				(7) ILLUS- TRATION	
						(a)	(b)	(c)	(d)	(a)	(b)
						1-5	6-20	21-50	51-100	FIG. NO.	ITEM NO.
		REF NUMBER & MFR CODE									
		GROUP 38 - OIL PAN									
P O		PLUG 7M3664 (11083)		EA	4	*	*	*	*	79	1
P O	4730-618-5440	PLUG 2H8829 (11083)		EA	1	*	*	*	*	79	2
X1	5310-584-6162	WASHER 1F7178 (11083) (PART OF KIT, FSN 2815-873-4072)		EA	1					79	3
X20		COVER 4H3378 (11083)		EA	1					79	4
X1	2815-424-0391	GASKET; COVER 8B3410 (11083) (PART OF KIT, FSN 2815-873-4072)		EA	1					79	5
P O	2815-352-7399	PLATE 2F2006 (11083)		EA	1	*	*	*	*	79	6
X1	5330-202-4340	WASHER, NONMETALLIC 2F2005 (11083) (PART OF KIT, FSN 2815-873-4072)		EA	1					79	7
X20	2815-122-9643	FILLER ASSEMBLY 4L8658 (11083)		EA	1					79	8
X1		STUD 3D471 (11083)		EA	1						
P O	2815-122-3950	GASKET 4L8651 (11083)		EA	2	*	2	3	5	79	9
P O	5306-263-7301	BOLT, MACHINE: COVER MTG L1351 (11083)		EA	12	*	*	*	*	79	10
P O	5310-514-6849	WASHER, LOCK: COVER MTG 3B4506 (11083)		EA	12	*	*	*	*	79	11
X20		COVER 4L8607 (11083)		EA	1					79	12
X1	2815-122-3951	GASKET 4L8606 (11083) (PART OF KIT, FSN 2815-873-4072)		EA	2					79	13
P O	5306-637-4956	BOLT, MACHINE: COVER MTG S1588 (11083)		EA	8	*	*	*	*	79	26
P O	5310-514-6849	WASHER, LOCK: COVER MTG 3B4506 (11083)		EA	8	*	*	*	*	79	27
X20		COVER 4L8655 (11083)		EA	1					79	28
X1	2815-126-8247	GASKET; PAN 6L9433 (11083) (PART OF KIT, FSN 2815-873-4072)		EA	1					79	29
X20		PLUNGER ASSEMBLY 4L8661 (11083)		EA	2					79	32
		GROUP 43 - SWITCHBOARD, REDCO									
X20		LIGHT RECLOSER 446-103 (75346)		EA	1					84	2
P O	6210-105-0177	BODY, LIGHT RECLOSER ML2 (75346)		EA	3	*	2	2	2		
P O	6210-470-7623	LAMPLIGHT RECLOSER MLFR1 (75346)		EA	3	2	5	10	21		
P O	6210-466-1888	LENS RECLOSER MLLP1 (75346)		EA	3	*	2	2	2		

(1) SMR CODE	(2) FEDERAL STOCK NUMBER	(3) DESCRIPTION  REF NUMBER & MFR CODE	(4) USABLE ON CODE	(5) QTY INC IN UNIT	(6) 15-DAY ORGANIZATIONAL MAINTENANCE ALW				(7) ILLUS- TRATION			
					(a)	(b)	(c)	(d)	(a)	(b)		
					1-5	6-20	21-50	51-100	FIG. NO.	ITEM NO.		
P O	6625-969-6145	AMMETER: K241, 0-400 291B461A24 (03486)		EA	1	*	*	*	2	84	3	
P O		SWITCH, AMMETER B16A048EF242F81G001 (10983)		EA	1	*	*	*	2	84	4	
P O	6210-753-2289	LIGHT, INDICATING, RED LH80-1 (81349)		EA	1	REF	REF	REF	REF	84	5	
P O	6210-061-2623	LENS, INDICATOR LIGHT, RED LC21RD (81349)		EA	1	REF	REF	REF	REF			
P O	6240-143-3060	LAMP, INCANDESCENT 6S6DC120V (24446) (FOR INITIAL REPLACEMENT, FSNs 6210-753-2289 AND 6210-061-2623 MUST BE ORDERED)		EA	1	REF	REF	REF	REF			
P O	6210-753-2289	LIGHT, INDICATING, RED LH80-1 (81349)		EA	1	REF	REF	REF	REF	84	6	
P O	6210-839-8865	LENS, INDICATOR, GREEN LC21GD (81349)		EA	1	REF	REF	REF	REF			
P O	6240-143-3060	LAMP, INCANDESCENT 6S6DC120V (24446) (FOR INITIAL REPLACEMENT, FSNs 6210-753-2289 AND 6210-061-2623 MUST BE ORDERED)		EA	1	REF	REF	REF	REF			
P O	5930-655-1575	SWITCH, AUTOMATIC RECLOSER MS35059-22 (96906)		EA	1	*	*	*	2	84	7	
P O		SWITCH, CONTROL, CIRCUIT BREAKER B162PD208F221PRG211M101 (10983)		EA	1	*	*	*	2	2	84	8
P O	5930-655-1514	SWITCH, HEATER 511TS1-2 (91929)		EA	1	*	*	*	2	2	84	9
X20		SWITCH, KNIFE: 30A, 2 POLE, 250V 3151 (05684)		EA	1					84	12	
P O	5920-865-3386	FUSE: 250V FRN20 (71400)		EA	2	2	3	5	10	84	13	
P O	6625-181-2520	VOLTMETER: K241, 0-5000V 291B462A11 (03486)		EA	1	*	*	*	2	85	2	
X20		LIGHT, RECLOSER 146-103 (75346)		EA	5					85	3	
P O	6210-105-0177	BODY LIGHT ANNUNCIATOR ML2 (75346)		EA	5	REF	REF	REF	REF			
P O	6210-470-7623	LAMPLIGHT ANNUNCIATOR MLFR1 (75346)		EA	5	REF	REF	REF	REF			
P O	6210-466-1888	LENS LIGHT ANNUNCIATOR MLLP1 (75346)		EA	5	REF	REF	REF	REF			
P O	6625-896-7465	AMMETER: K241, 0-100A 291B461A19 (03486)		EA	1	*	*	*	2	85	4	
P O	6625-648-9123	FREQUENCY METER: W/TRANSDUCER 291B199A10 (03486)		EA	1	*	*	*	2	85	5	
P O	6625-740-2126	WATTMETER: K241, 0-750KW, 100/5CT, 4200/120PT 409C711A37 (03486)		EA	1	*	*	*	2	85	6	
P O		SWITCH, ALARM TEST 55TS1-8 (91929)		EA	1	*	*	*	2	85	7	
P O	5930-655-1521	SWITCH: REVERSE POWER RELAY RESET 8813K17 (15605)		EA	1	*	*	*	2	85	8	
P O	5930-910-5633	PUSH BUTTON: OPERATOR ENGINE STOP BJP2 (23826)		EA	1	*	*	*	2	85	9	
P O	6645-974-6303	METER, TIME RUNNING 50-236302AAAA1 (03516)		EA	1	*	*	*	2	85	10	

(1) SMR CODE	(2) FEDERAL STOCK NUMBER	(3) DESCRIPTION  REF NUMBER & MFR CODE	(4) USABLE ON CODE	(5) UNIT OF MEAS	(6) 15-DAY ORGANIZATIONAL MAINTENANCE ALW	(7) ILLUS- TRATION					
						(6)				(a)	(b)
						(a)	(b)	(c)	(d)	FIG. NO.	ITEM NO.
1-5	6-20	21-50	51-100								
P O		AMMETER: DC, 5 AMP 409C609A13 (03486)		EA	1	*	*	*	2	85	11
P O	5930-655-1514	SWITCH, HEATER TOGGLE 511TS1-2 (91929)		EA	1	REF	REF	REF	REF	85	12
P O		SWITCH, SYNCHRONIZING B16-2PD207F158F819G001 (10983)		EA	1	*	*	*	2	85	13
P O		SWITCH, GOVERNOR B16A215EF150PRG001 (10983)		EA	1	*	*	*	2	85	14
P O	5930-655-1582	SWITCH, CROSSCURRENT COMPENSATION MS35059-23 (96906)		EA	1	*	*	*	2	85	15
P O	5930-655-1575	SWITCH: VOLTAGE REGULATOR, ENGINE IDLE, DPST MS35059-22 (96906)		EA	1	*	*	*	2	85	16
P O	5930-655-1515	SWITCH: HORN SILENCE TOGGLE, SPST 8810K15 (15605)		EA	1	*	*	*	2	85	17
P O	5930-685-9521	SWITCH, FIELD FLASH TOGGLE 512TS1-6 (91929)		EA	1	*	*	*	2	85	21
P O		SWITCH, CIRCUIT BREAKER B16-2PD208F221PRG211M101 (10983)		EA	1	*	*	*	2	85	22
P O	5930-023-7173	SWITCH, AUTO-MANUAL 520-11014-22 (32770)		EA	1	*	*	*	2	85	23
P O	6210-753-2289	LIGHT, INDICATING LH80-1 (81349)		EA	1	REF	REF	REF	REF	85	24
P O	6210-061-2623	LENS, INDICATOR LC21RD (81349)		EA	1	REF	REF	REF	REF		
P O	6240-143-3060	LAMP, INCANDESCENT 6S6DC120V (24446) (FOR INITIAL REPLACEMENT, FSNs 6210-753-2289 AND 6210-061-2623 MUST BE ORDERED)		EA	1	REF	REF	REF	REF		
P O	6210-753-2289	LIGHT, INDICATING LH80-1 (81349)		EA	1	REF	REF	REF	REF	85	25
P O	6210-839-8865	LENS, INDICATOR LC21GD (81349)		EA	1	REF	REF	REF	REF		
P O	6240-143-3060	LAMP, INCANDESCENT 6S6DC120V (24446)		EA	1	REF	REF	REF	REF		
P O		SWITCH, VOLTMETER B16B008E2FY007PRG001 (10983)		EA	1	*	*	*	2	85	26
P O		SWITCH, AMMETER B16A048EF242F811G001 (10983)		EA	1	*	*	*	2	85	27
P O	5920-865-3386	FUSE: 20A, 250V FRN20 (71400)		EA	2	*	2	2	3	85	30
P O	5930-959-0077	SWITCH, DOOR INTERLOCK BZE6-2RQ (91929)		EA	1	*	*	*	2	85	38
X20		SWITCH, KNIFE: 30A, 2 POLE, 250V 3151 (05684)		EA	1						
P O		HEATER STRIP: 150W, 120V 1208 (63325)		EA	1	*	*	*	*		
P O	5905-100-5026	RESISTOR, FIELD FLASH: 250 OHM, 100W 0606 (44655)		EA	4	*	*	2	2		
P O	5935-302-6343	SOCKET TUBE, INDUSTRIAL: 8 PIN 146-103 (02660)		EA	2	*	2	2	3		
P O	5920-854-4898	FUSE, TRUNNION MOUNTED 1120 (15373)		EA	3	*	2	2	3		
P O	5920-854-4917	FUSE, STATION TRANSFORMER 1122 (15373)		EA	3	*	*	2	2		

(1) SMR CODE	(2) FEDERAL STOCK NUMBER	(3) DESCRIPTION  REF NUMBER & MFR CODE	(4) USABLE ON CODE	(5) UNIT OF MEAS  QTY INC IN UNIT	(6) 15-DAY ORGANIZATIONAL MAINTENANCE ALW				(7) ILLUS- TRATION		
					(a)	(b)	(c)	(d)	(a)	(b)	
					1-5	6-20	21-50	51-100	FIG. NO.	ITEM NO.	
P O	6240-493-7809	LAMP PILOT: 650140V 1125 (15373)		EA 12	2	2	4	8			
P O	6625-952-6686	VOLTMETER, GROUND, DETECTING 291B462A10 (03486)		EA 1	*	*	*	2	86	2	
P O	6625-450-3482	METER, FREQUENCY: W/TRANSDUCER, 55-65 CYs K241-291B199A10 (03486)		EA 1	*	*	*	2	86	3	
P O	6210-105-0177	BODY ANNUNCIATOR ML2 (75346)		EA 2	REF	REF	REF	REF	86	4	
P O	6210-470-7623	LAMP ANNUNCIATOR MLFR1 (75346)		EA 2	REF	REF	REF	REF			
P O	6210-466-1888	LENS ANNUNCIATOR MLLP1 (75346)		EA 2	REF	REF	REF	REF			
P O	6625-181-2520	VOLTMETER: 0-5000V 291B462A11 (03486)		EA 1	*	*	*	2	86	6	
P O	5930-492-8322	VOLTMETER SWITCH B16A005E212414PRG001 (10983)		EA 1	*	*	*	2	86	7	
P O	5930-655-1514	SWITCH, HEATER 511TS1-2 (91929)		EA 1	*	*	*	2	86	8	
P O		SWITCH, SYNCHRONIZING B16B252E212415PRG001 (10983)		EA 1	*	*	*	2	86	9	
P O		SWITCH, VOLTMETER B16A004EF154PRG001 (10983)		EA 1	*	*	*	2	86	10	
P O		VOLTMETER: BATTERY CHARGER 50-1620-11PZPZ (03516)		EA 1	*	*	*	*	86	11	
P O	6350-450-6931	HORN: 125V, DC KH900-125 (06859)		EA 1	*	*	*	*	86	12	
X20		STARTER, MANUAL 600TOX4WP29HTR (01121)		EA 4					86	13	
P O		WATTHOUR METER DSM53701X28G102B2FM (03486)		EA 1	*	*	*	2	86	14	
X20		STARTER, MANUAL 600TOX4WP32HTR (01121)		EA 2					86	15	
P O		AMMETER: BATTERY CHARGER 50-162111LSLS (03516)		EA 1	*	*	*	*	86	16	
P O	5920-548-3125	FUSE: 10 AMP, 250V NON10 (71400)		EA 5	2	2	4	8	86	17	
P O	5920-406-9079	FUSE 261A448G01 (03486)		EA 1	*	*	*	2	2	86	24
P O	5920-406-4676	FUSE: 5KV 1SF1040 (15373)		EA 3	*	2	3	5	86	28	
X20		LIGHTING ARRESTORS RM161681 (03486)		EA 3							
P O		HEATER: 150W, 120V 1208 (63325)		EA 1	*	*	*	*			
X20		SWITCH, SELECTOR HQA (23826)		EA 2							
P O	4310-945-3145	OPERATOR SWITCH BJS1C (23826)		EA 2	*	*	*	2	2		
P O	6110-439-1707	PLATE LEGEND SWITCH D11806-1 (23826)		EA 2	*	*	*	*			
P O	5930-435-3898	BLOCK, DOUBLE CONTACT SWITCH BJX (23826)		EA 2	*	*	*	2	2		
P O	5930-868-4398	OPERATOR SWITCH BJS1AK (23826)		EA 2	*	*	*	2	2		



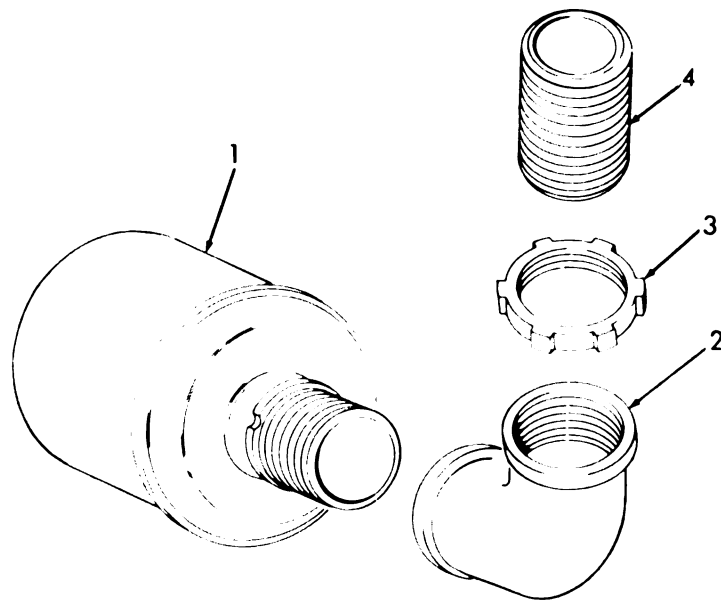
(1) SMR CODE	(2) FEDERAL STOCK NUMBER	(3) DESCRIPTION  REF NUMBER & MFR CODE	(4) USABLE ON CODE	(5) QTY INC IN UNIT	(6) 15-DAY ORGANIZATIONAL MAINTENANCE ALW				(7) ILLUS- TRATION	
					(a)	(b)	(c)	(d)	(a)	(b)
					1-5	6-20	21-50	51-100	FIG. NO.	ITEM NO.
P O	6110-439-1713	PLATE LEGEND SWITCH D11805-9 (23826)		EA 2	*	*	*	*		
P O	5930-910-5638	BLOCK, SINGLE CONTACT SWITCH BJJ (23826)		EA 2	*	*	2	2		
P O U	6140-057-2524	BATTERY, STORAGE: LEAD, ACID  GROUP 44 - SWITCHBOARD, LLOYD		EA 10	*	2	2	2		
P O	6625-057-2645	AMMETER: 0-200 50-103131LSRL (03516)		EA 1	*	*	*	2	87	3
P O	6210-102-2588	LIGHT, INDICATING, RED: 125V, DC 610-5700G43R (08804)		EA 3	*	*	2	2	87	4
P O	6210-102-2587	LIGHT, INDICATING, GREEN: 25V, DC 610-5700G43G (08804)		EA 3	*	*	2	2	87	5
P O	5930-655-1521	SWITCH, RESET, RECLOSURE: 1P1T MS35058-29 (96906)		EA 1	*	*	*	2	87	6
P O	5930-101-6840	SWITCH, CIRCUIT BREAKER: 3 POSITION 10AA106 (03497)		EA 1	*	*	*	2	87	7
P O	5930-655-1514	SWITCH, DISCONNECT: 1P1T MS35058-22 (96906)		EA 1	*	*	*	*	87	8
P O	5930-101-6839	SWITCH, AMMETER: 4 POSITION 10AA009 (03497)		EA 3	*	2	2	3	87	9
P O		HEATER, SPACE 2A911B102 (04314)		EA 1	*	*	*	*		
P O	6625-057-2646	AMMETER: 0-100 50-103131LSPK1 (03516)		EA 1	*	*	*	2	88	2
P O	6210-105-0177	ANNUNCIATOR, LAMP BOX ASSEMBLY ML2 (75348)		EA 5	*	2	2	3	88	3
P O	6240-143-3174	BULB, ANNUNCIATOR: 125V, DC 6S6 (24446)		EA 1	2	5	10	21	88	4
P O	6625-057-2647	VOLTMETER: 0-5250 50-103021P2UL1 (03516)		EA 1	*	*	*	2	88	5
P O	6625-112-2415	WATTMETER: 0-700 50-106251FCR1ACF (03516)		EA 1	*	*	*	2	88	6
P O	6625-057-2648	AMMETER: DC, 0-5A 50-103111LSLS (03516)		EA 1	*	*	*	2	88	7
P O	6625-435-2338	METER, FREQUENCY: W/IMPEDOR, 56-65 50-106352APAP3 (03516)		EA 3	*	2	2	2	88	8
P O	5930-023-7173	SWITCH, AUTOMATIC, MANUAL 520-11014-22 (32770)		EA 1	*	*	*	2	88	10
P O	5905-097-0412	RHEOSTAT, VOLTAGE ADJUSTING 867-31522-19 (97520)		EA 1	*	*	*	2	88	11
P O	5930-655-1582	SWITCH, REGULATOR: DPDT MS35059-23 (96906)		EA 1	*	*	*	2	88	12
P O	5930-655-1575	SWITCH, ENGINE IDLE: DP1T MS35059-22 (96906)		EA 1	*	*	*	2	88	13
P O	5950-012-8617	VOLTAGE ADJUSTING WITH VARIANCE 863-41123-00 (32770)		EA 1	*	*	*	2	88	14
P O	5930-655-1522	SWITCH, FIELD FLASH: 1P1T MS35058-30 (96906)		EA 1	*	*	*	2	88	15
P O	5910-097-0411	RESET, REVERSE POWER RELAY: 1P1T MS35038-29 (96906)		EA 1	*	*	*	2	88	16
P O	6210-102-2588	INDICATING LIGHT, RED: 125V, DC 610-5700G43R (08804)		EA 3	REF	REF	REF	REF	88	17

(1) SMR CODE	(2) FEDERAL STOCK NUMBER	(3) DESCRIPTION  REF NUMBER & MFR CODE	(4) UNIT OF MEAS	(5) QTY INC IN UNIT	(6) 15-DAY ORGANIZATIONAL MAINTENANCE ALW				(7) ILLUS- TRATION	
					(a)	(b)	(c)	(d)	(a)	(b)
					1-5	6-20	21-50	51-100	FIG. NO.	ITEM NO.
P O	5930-101-6845	SWITCH, GOVERNOR: 3 POSITION 10AA65 (03497)	EA	1	*	*	*	2	88	18
P O	5930-872-6426	SWITCH, SYNCHRONIZING: 2 POSITION 10AA024 (03497)	EA	1	*	*	*	2	88	19
P O	5930-876-1054	SWITCH, CIRCUIT BREAKER: 3 POSITION 10AA107 (03497)	EA	1	*	*	*	2	88	20
P O	5930-655-1514	SWITCH, HEATER, DISCONNECT MS35058-22 (96906)	EA	1	*	*	2	2	88	21
P O	5930-931-2494	SWITCH, VOLTMETER TRANSFER: 8 POSITION 10AA007 (03497)	EA	1	*	*	*	2	88	22
P O	5930-101-6839	SWITCH, AMMETER: 4 POSITION 10AA009 (03497)	EA	3	REF	REF	REF	REF	88	23
P O	6210-102-2587	INDICATING LIGHT, GREEN: 125V, DC 610-5700G43G (08804)	EA	3	REF	REF	REF	REF	88	24
P O	5930-655-1517	SWITCH, ALARM TEST: 1PDT MS35058-26 (96906)	EA	1	*	*	*	2	88	25
P O	5930-097-8413	SWITCH, PUSH BUTTON ENGINE STOP: DPDT CR2940L200W (03497)	EA	1	*	*	*	2	88	27
P O	6645-618-9496	METER, RUNNING TIME HOURS 632SA08S (14907)	EA	1	*	*	*	2	88	28
P O	5940-420-4363	TERMINAL BLOCK: 12 POINT CR151B2 (03497)	EA	33	*	*	*	*		
X20		COVER, HEAT SINK: BUSS 3028-2-1-2 (76381)	EA	100						
P O	5905-912-0354	RHEOSTAT LINE, VOLTAGE ADJUSTING 69-1818 (97520)	EA	1	REF	REF	REF	REF		
P O	6625-420-8622	VOLTMETER, GROUND 50-103021P2UA1 (03516)	EA	1	*	*	*	2	89	2
P O	6625-420-8626	VOLTMETER: 0.5250V 50-103021P2UL (03516)	EA	1	*	*	*	2	89	3
P O		LIGHT, SYNCHROSCOPE 170SP (75348)	EA	2	*	2	2	2	89	4
P O	6625-435-2338	METER, FREQUENCY: W/IMPEDOR, 56-65 CY 50-106352APAP3 (03516)	EA	1	REF	REF	REF	REF	89	6
P O	6625-420-8625	AMMETER: DC, 0.10 AMP MODEL850 (82239)	EA	1	*	*	*	2	89	7
P O		VOLTMETER: BATTERY CHARGER 50-1620-11PZPZ (03516)	EA	1	*	*	*	2	89	8
P O	6350-449-7208	HORN: 125V, DC 450 (98905)	EA	1	*	*	*	*	89	9
P O	5930-101-6843	SWITCH, SYNCHRONIZING 10AA003 (03497)	EA	1	*	*	*	2	89	10
P O	5930-821-6570	SWITCH, VOLTMETER 10AA004 (03497)	EA	1	*	*	*	2	89	11
P O	5930-399-0713	SWITCH, SELECTOR: HOA CR2940UB202B (24446)	EA	2	*	*	2	2	89	12
P O	6110-844-9763	STARTER, MANUAL CR101X10 (02295)	EA	2	*	*	*	2	89	13
X20	6110-635-9775	STARTER, MANUAL: 1/3 HP, 120V CR101Y (02295)	EA	3					89	14
P O	5930-655-1514	SWITCH, HEATER, DISCONNECT MS35058-22 (96906)	EA	1	REF	REF	REF	REF	89	15
P O	5930-101-6843	SWITCH, GROUND, VOLTMETER 10AA003 (03497)	EA	1	REF	REF	REF	REF	89	16

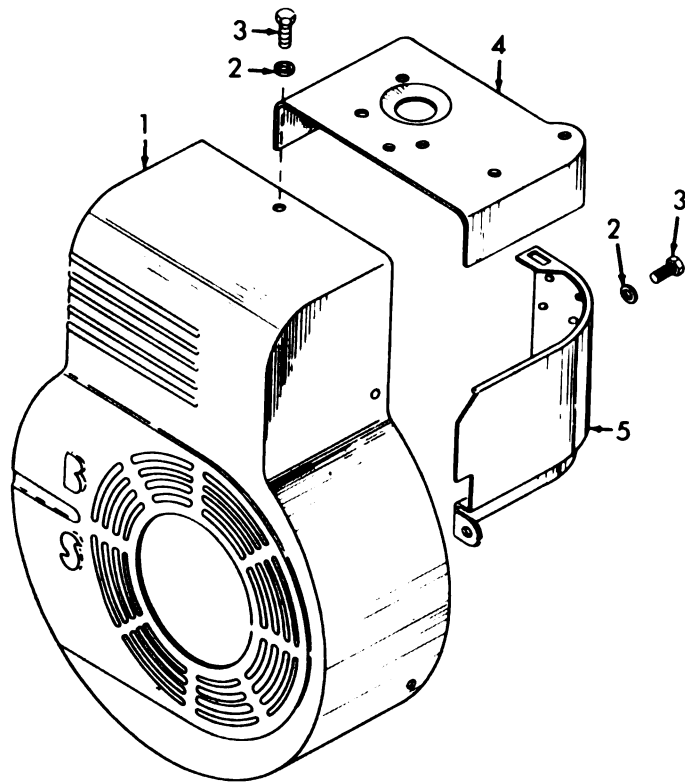
(1) SMR CODE	(2) FEDERAL STOCK NUMBER	(3) DESCRIPTION  REF NUMBER & MFR CODE	(4) USABLE ON CODE	(5) UNIT OF MEAS	(6) QTY INC IN UNIT	(6) 15-DAY ORGANIZATIONAL MAINTENANCE ALW				(7) ILLUS- TRATION	
						(a)	(b)	(c)	(d)	(a)	(b)
						1-5	6-20	21-50	51-100	FIG. NO.	ITEM NO.
P O	6625-442-5717	WATT HOUR METER 701X35G65 (03516)		EA	1	*	*	*	2	89	17
X20		SWITCH, KNIFE: 2 POLE 1105 (05684)		EA	1					89	19
P O	5920-022-0406	FUSE: 2 AMP 9F51CAK002 (03497)		EA	3	*	2	3	5	89	22
P O	5920-105-9796	FUSE LINK: 8 AMP 9F51CAK008 (03497)		EA	1	*	2	3	5		
X20		HANDLE, SYNCHRONIZING 23ZZ145 (03516)		EA	1						
P O		HEATER, SPACE 2A911B102 (04314)		EA	1	*	*	*	*		
P O	5945-383-2271	HEATER: 158 AMP CR123C180B (04314)		EA	6	*	*	*	*		
P O		HEATER: 7.8 AMP CR1234873A (02295)		EA	2	*	*	*	*		
P O U	6140-057-2524	BATTERY, STORAGE: LEAD, ACID		EA	10	REF	REF	REF	REF		
		GROUP 45 - GASKET SETS AND REPAIR KITS									
P O	2805-424-3407	GASKET SET: ENGINE 291728 (08645)		EA	1	*	2	2	4		
		1-GASKET								4	7
		1-GASKET								5	4
		1-GASKET								5	10
		1-GASKET								5	19
		1-GASKET								11	4
		1-GASKET								11	10
		1-WASHER								11	12
P O	4310-459-5963	KIT, REPAIR 7697 (49576)		EA	1	*	*	*	2		
P O		GASKET SET: COMPRESSOR OVERHAUL 7126 (49576)		EA	1	*	2	2	4		
P O	2815-873-4071	GASKET KIT 948633 (11083)		EA	1	*	2	2	4		
		2-GASKET								34	26
		1-SEAL								34	29
		2-GASKET								34	31
		1-GASKET								34	35
		1-GASKET								34	44
		1-GASKET								34	47
		2-GASKET								35	4
		3-GASKET								35	21

(1) SMR CODE	(2) FEDERAL STOCK NUMBER	(3) DESCRIPTION  REF NUMBER & MFR CODE	(4) UNIT OF MEAS  USABLE ON CODE	(5) QTY INC IN UNIT	(6) 15-DAY ORGANIZATIONAL MAINTENANCE ALW				(7) ILLUS- TRATION	
					(a)	(b)	(c)	(d)	(a)	(b)
					1-5	6-20	21-50	51-100	FIG. NO.	ITEM NO.
		1-SEAL							37	18
		1-PACKING							38	10
		1-PACKING							38	24
		1-PACKING							38	33
		1-PACKING							38	58
		1-GASKET							43	21
		1-GASKET							45	7
		2-GASKET							54	14
		1-GASKET							54	24
		1-GASKET							65	4
		1-GASKET							65	10
		1-GASKET							65	11
		13-PACKING							76	33
P O	2815-873-4072	GASKET KIT 940634 (11083)	EA	1	*	2	2	4		
		2-SEAL							34	29
		1-GASKET							37	15
		2-GASKET							37	16
		2-SEAL							37	18
		4-GASKET							37	25
		7-GASKET							38	44
		7-GASKET							38	51
		5-GASKET							61	4
		1-GASKET							61	45
		1-GASKET							61	47
		1-GASKET							61	50
		12-GASKET							66	3
		8-SEAL							66	6
		4-GASKET							66	9
		1-GASKET							79	5
		1-GASKET							79	7
		4-GASKET							79	13
		1-GASKET							79	29
P O		GASKET KIT 150616 (11083)	EA	1	*	2	2	4		
		7-SEAL							38	3
		7-SEAL							38	4
		7-SEAL							38	8
		7-SEAL							38	11
		7-SEAL							38	32
		8-PACKING							38	45

(1) SMR CODE	(2) FEDERAL STOCK NUMBER	(3) DESCRIPTION  REF NUMBER & MFR CODE	(4) USABLE ON CODE	(5) UNIT OF MEAS	(6) QTY INC IN UNIT	(6) 15-DAY ORGANIZATIONAL MAINTENANCE ALW				(7) ILLUS- TRATION	
						(a)	(b)	(c)	(d)	(a)	(b)
						1-5	6-20	21-50	51-100	FIG. NO.	ITEM NO.
		2-PACKING								38	48
		5-GASKET								61	4
		1-PACKING								61	8
		2-GASKET								61	11
		7-SEAL								61	15
		1-PACKING								61	19
		8-SEAL								66	5
		4-GASKET								66	9
		2-GASKET								67	3
		2-GASKET								67	6

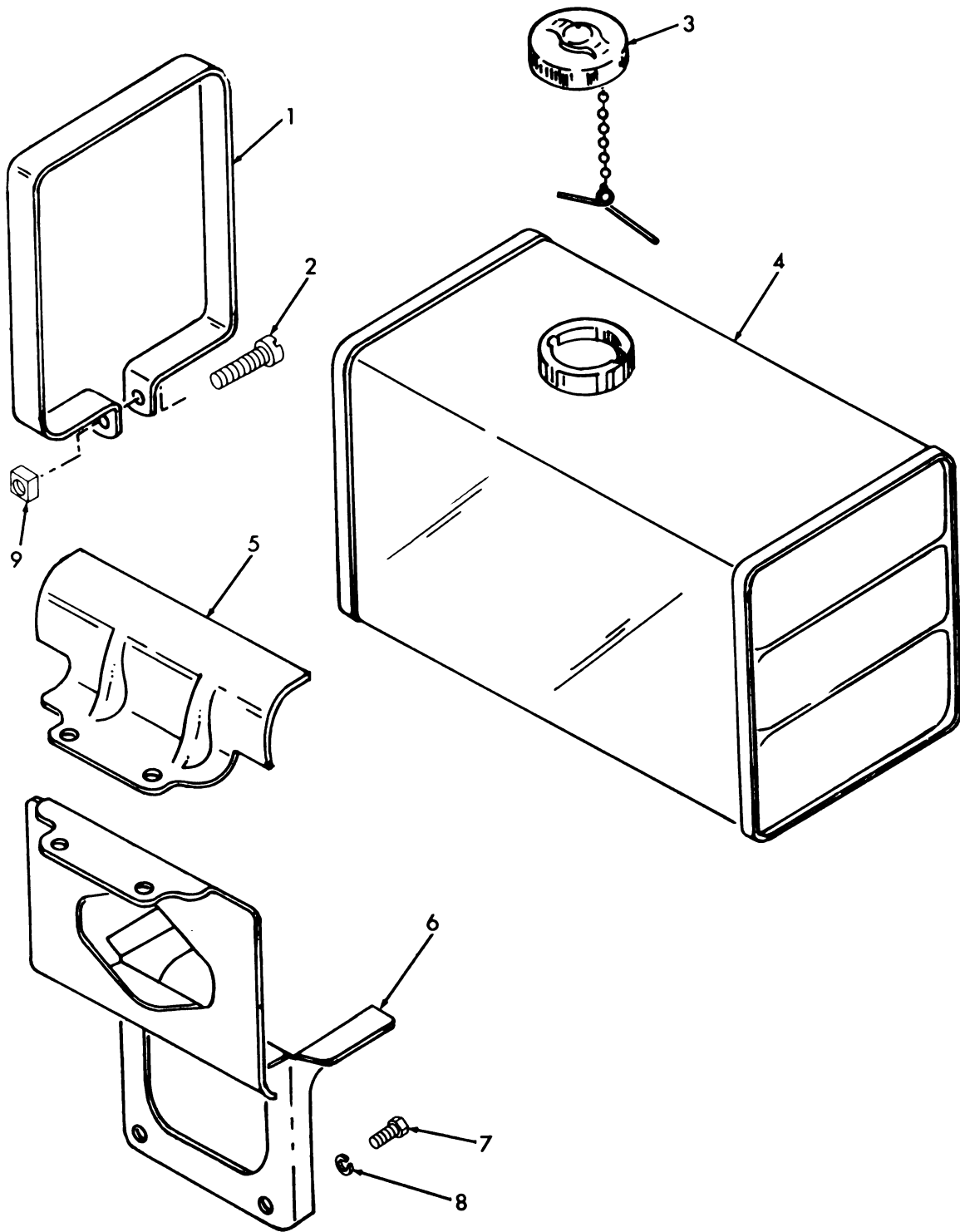


ME 6115-550-35P/1



ME 6115-550-35P/2

Figure 2. Engine Guards



ME 6115-550-35P/3

Figure 3. Fuel Tank



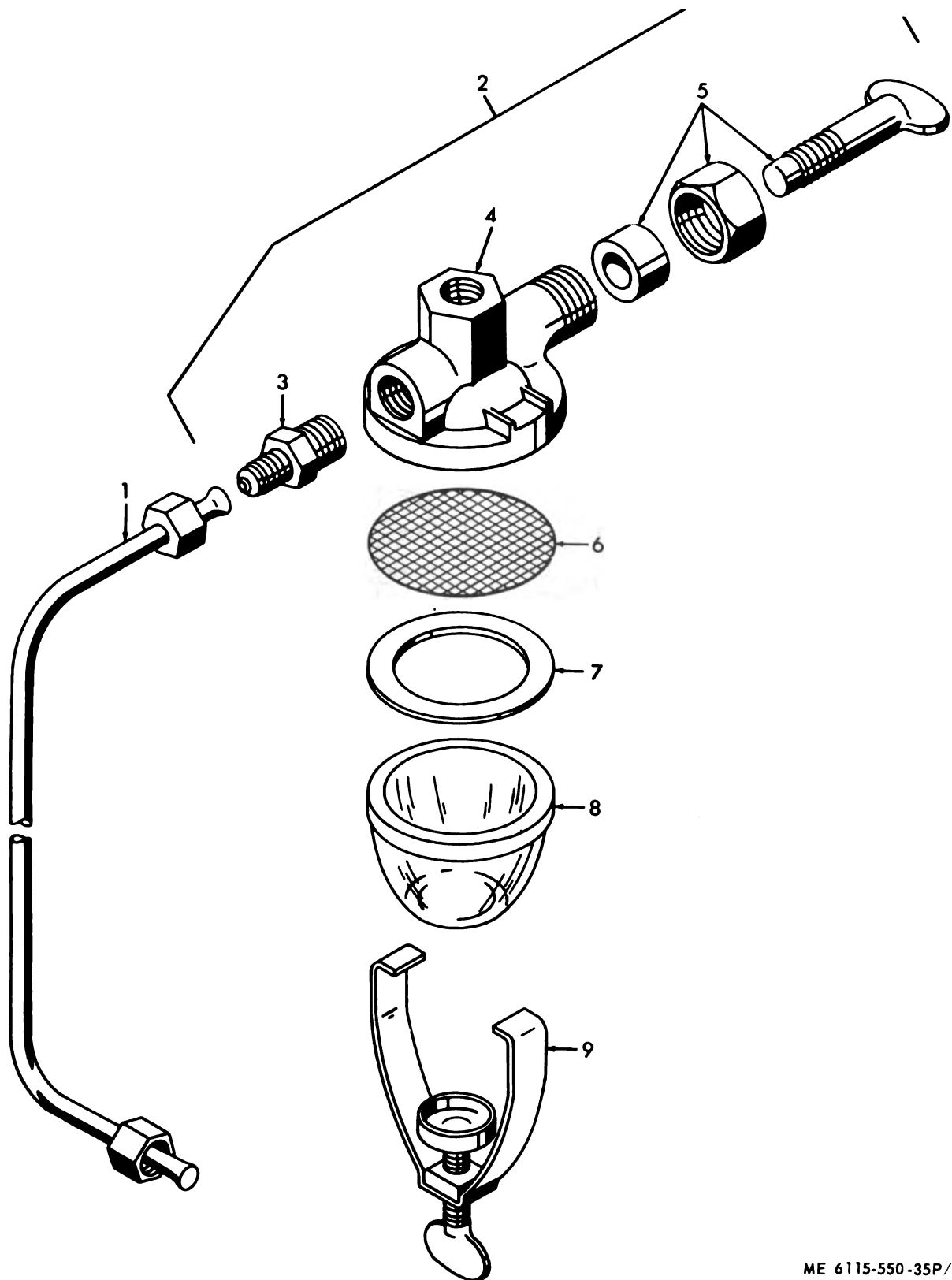
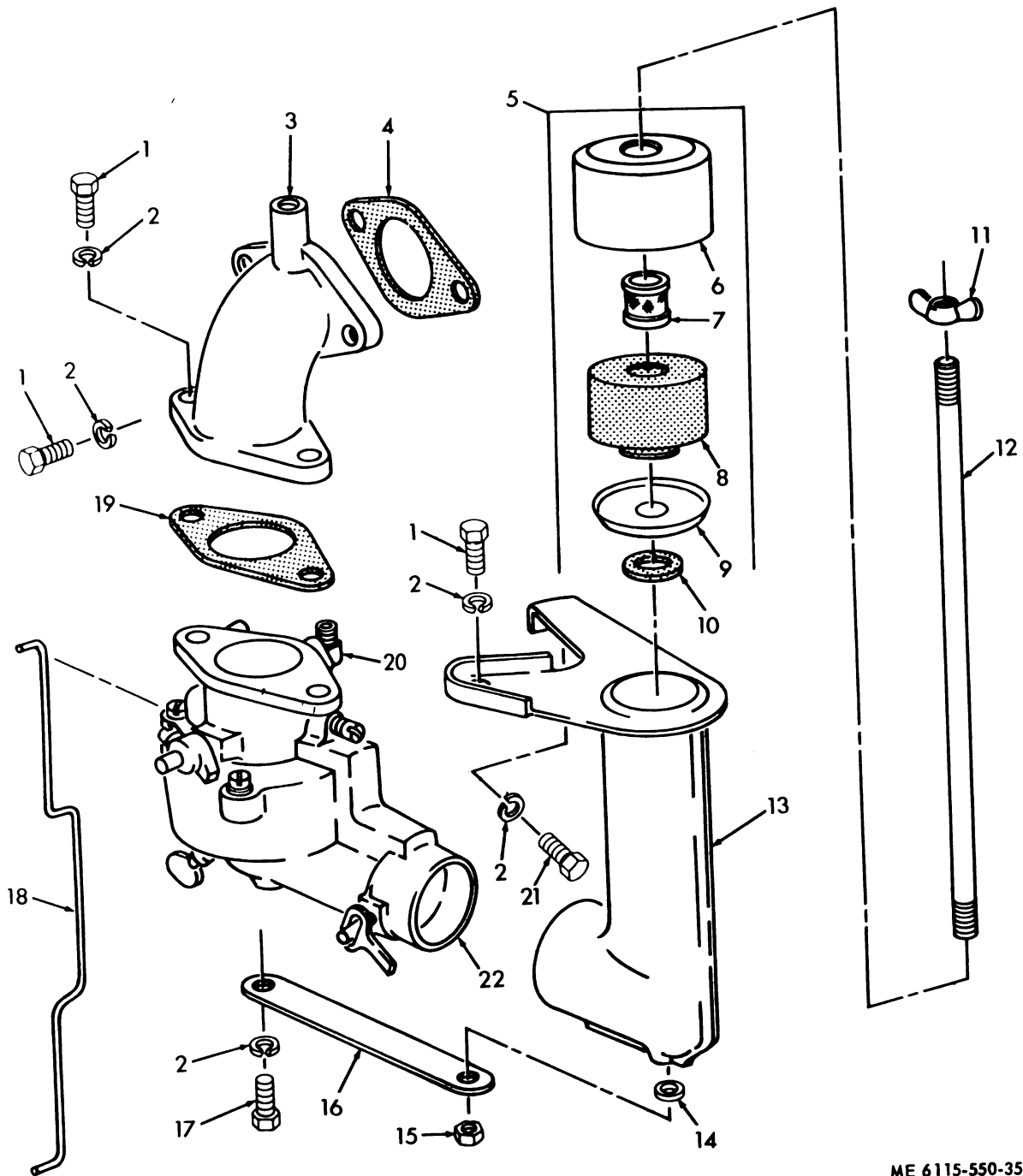
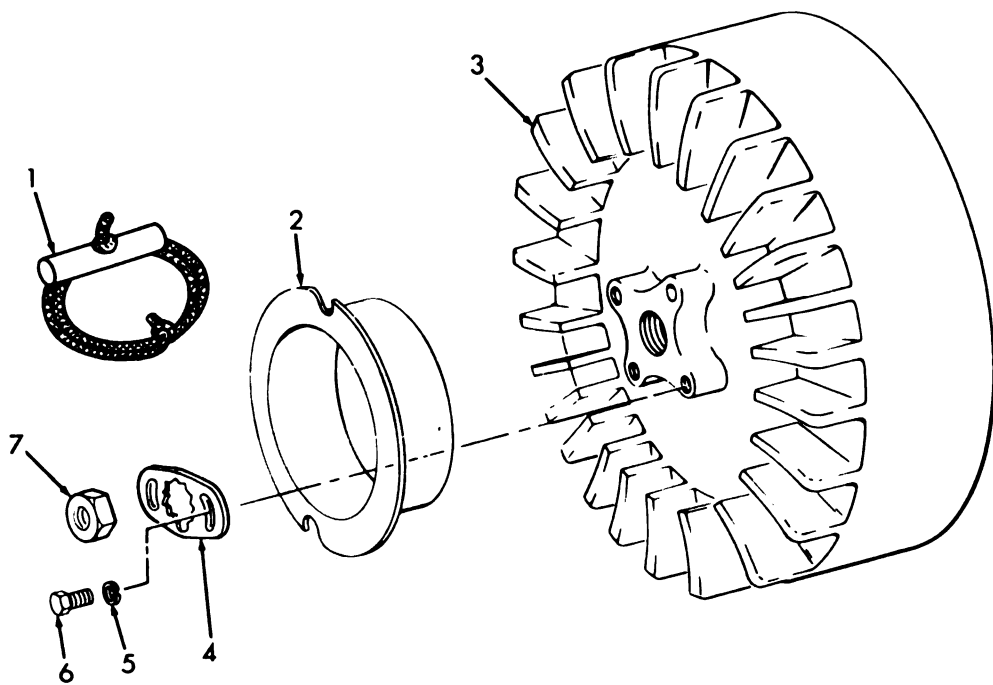


Figure 4. Fuel Filter and Lines



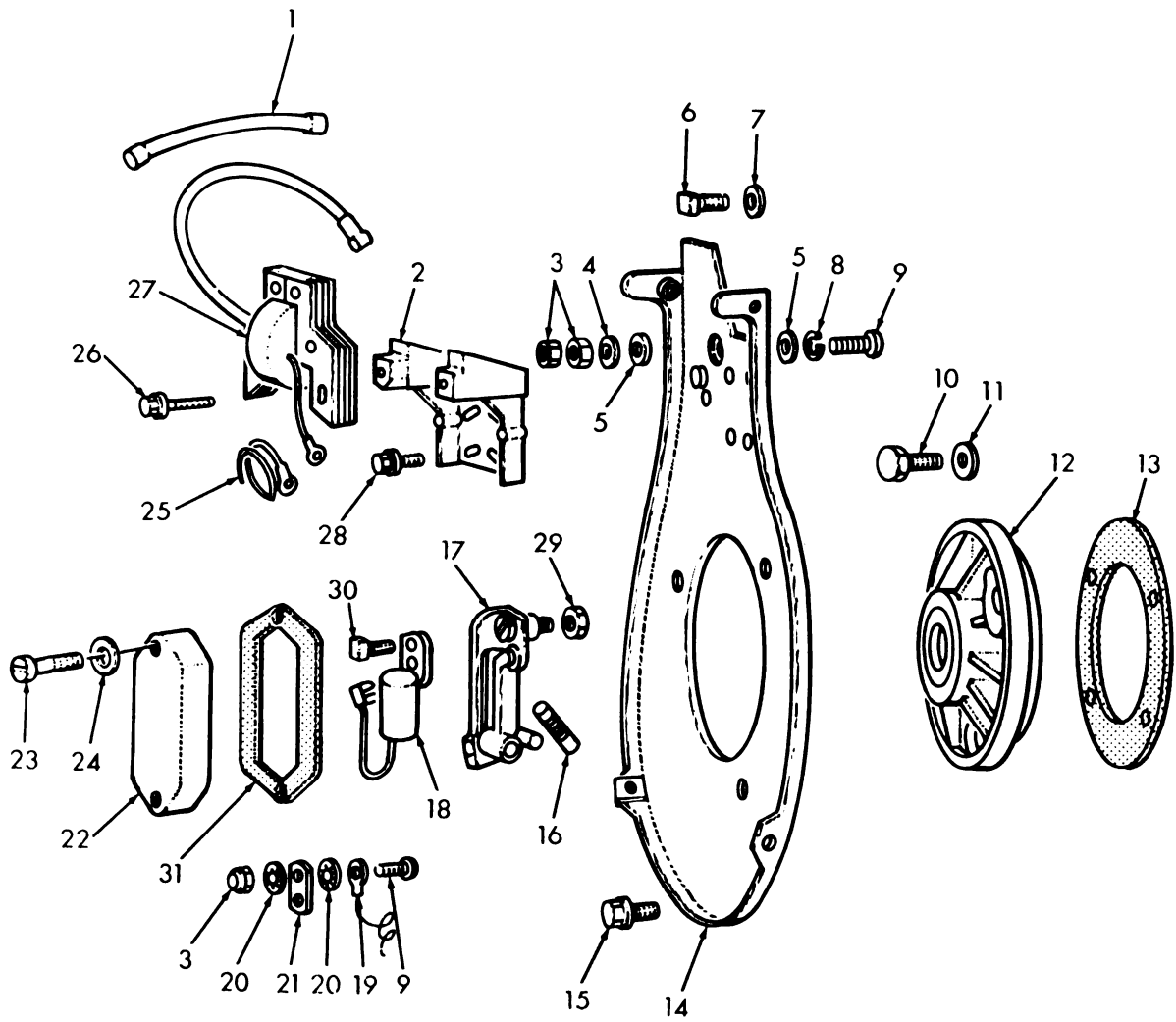
ME 6115-550-35P/5

Figure 5. Carburetor



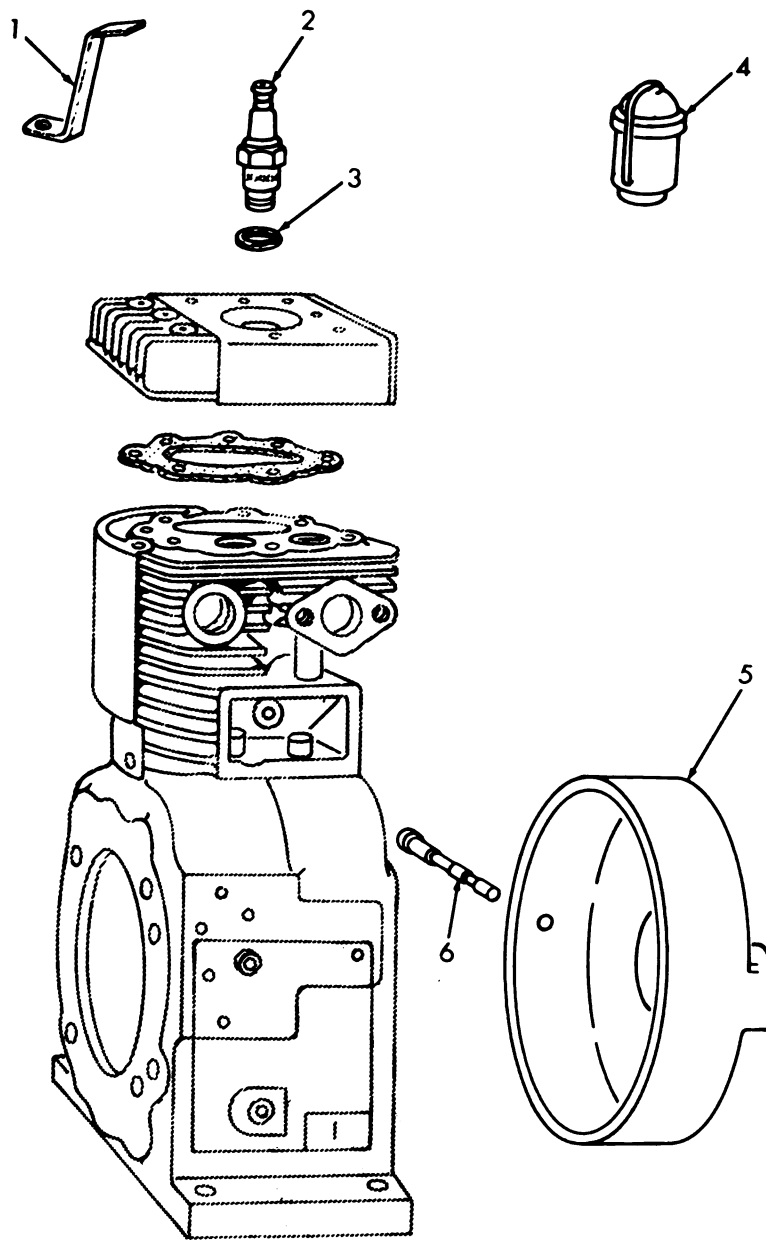
ME 6115-550-35P/6

Figure 6. Flywheel and Pulley



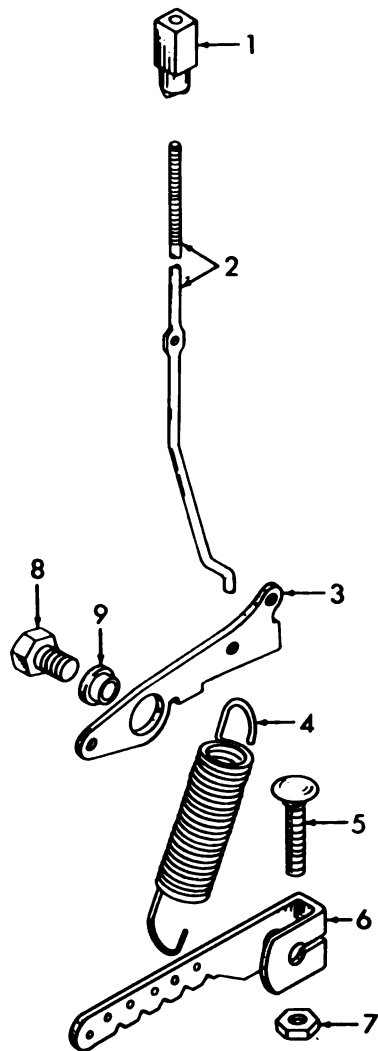
ME 6115-550-35P/7

Figure 7. Magneto, Coil and Backplate



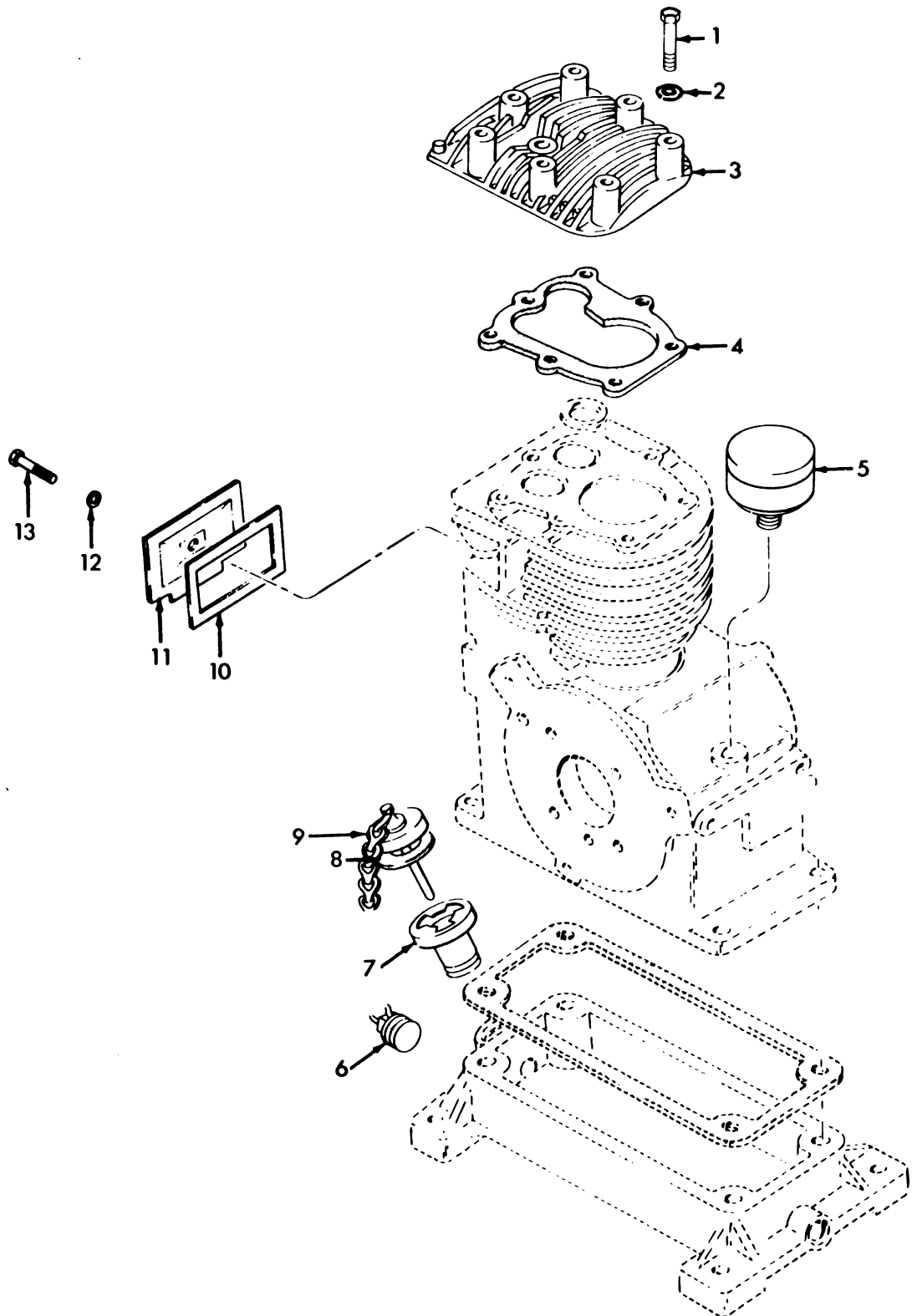
ME 6115-550-35P/8

Figure 8. Sparkplug and Rotor



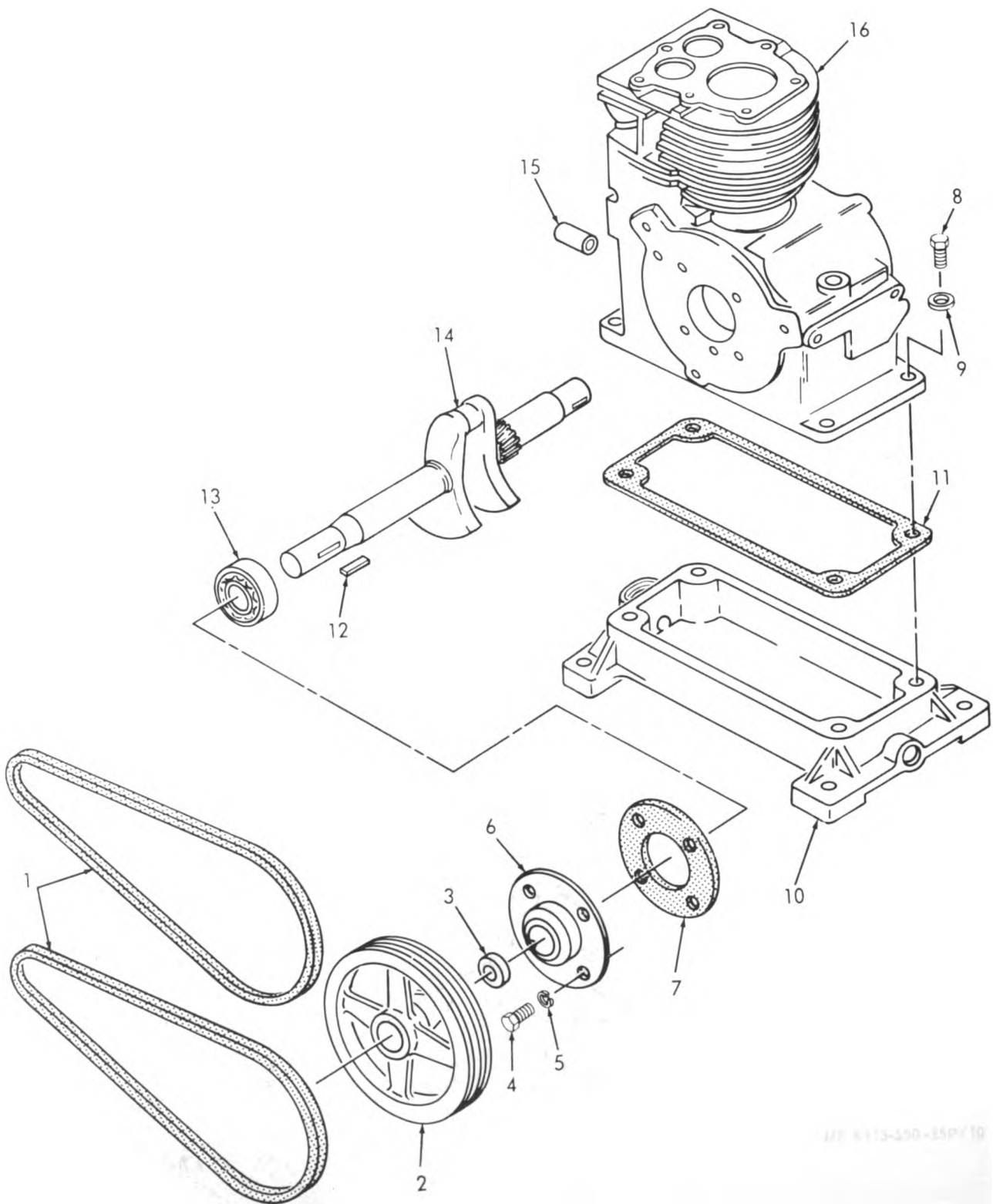
ME 6115-550-35P/10

Figure 10. Governor Control



ME 6115-550-35P/11

Figure 11. Cylinder Head Valve Cover

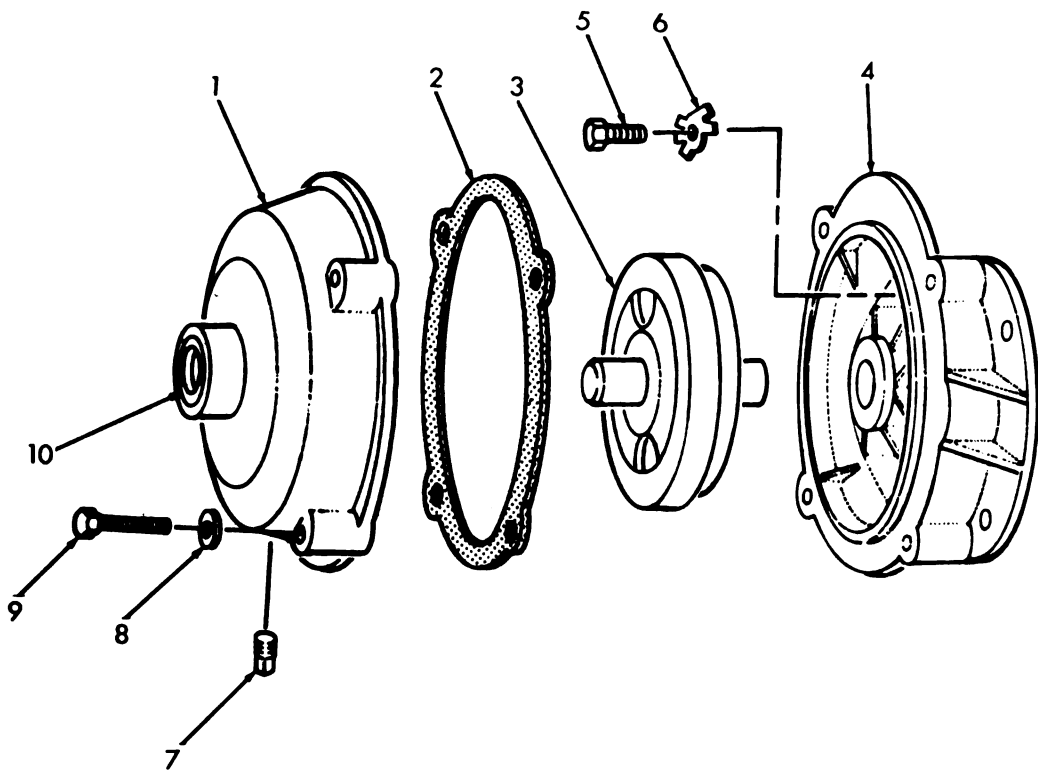


ME 6115-550-35P/10

ME 6115-550-35P/12

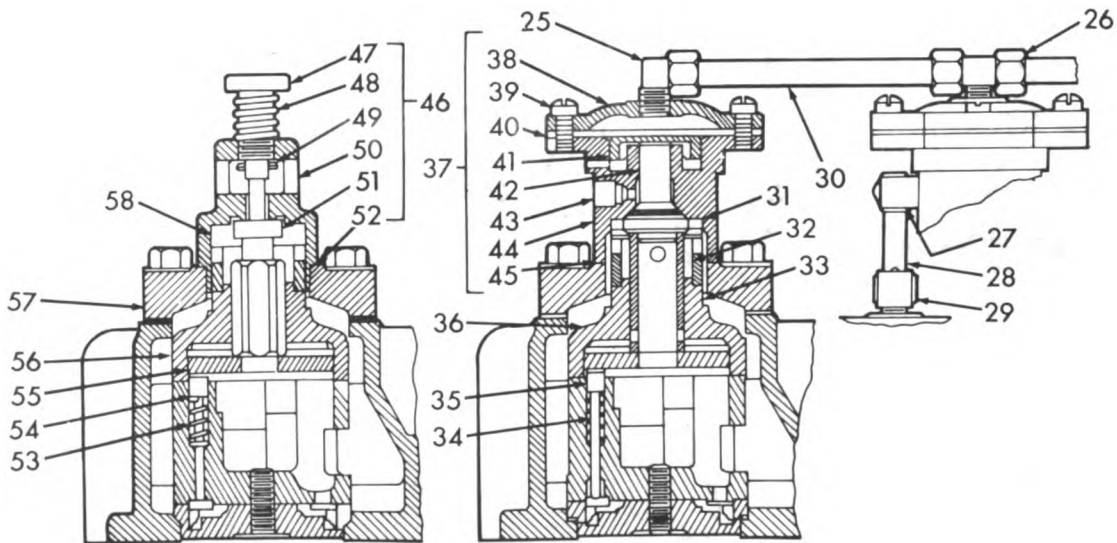
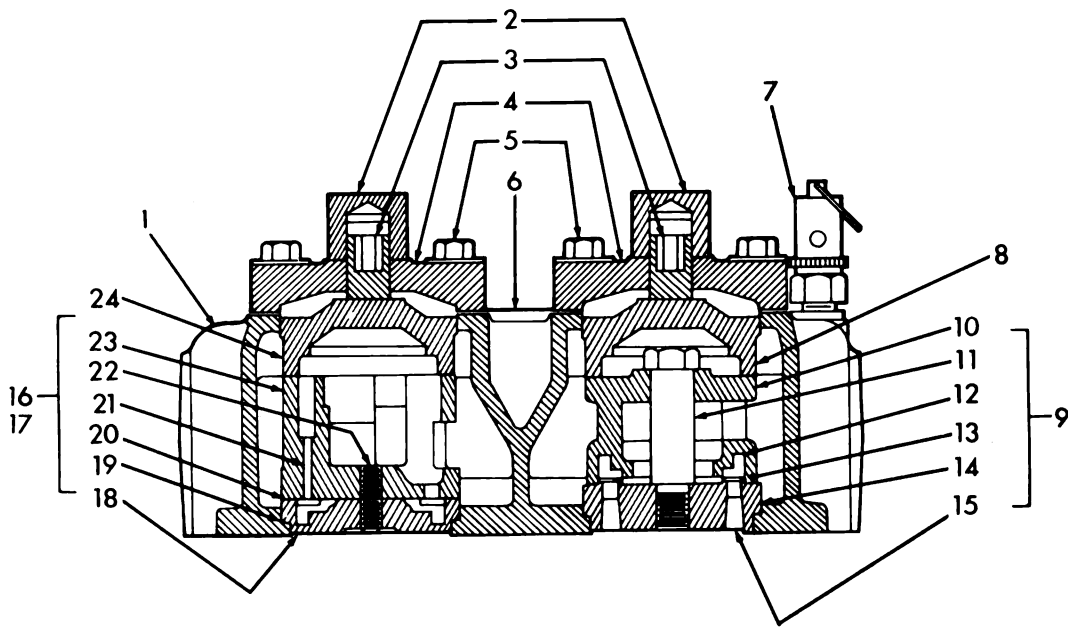
Figure 12. Engine Block and Crankshaft





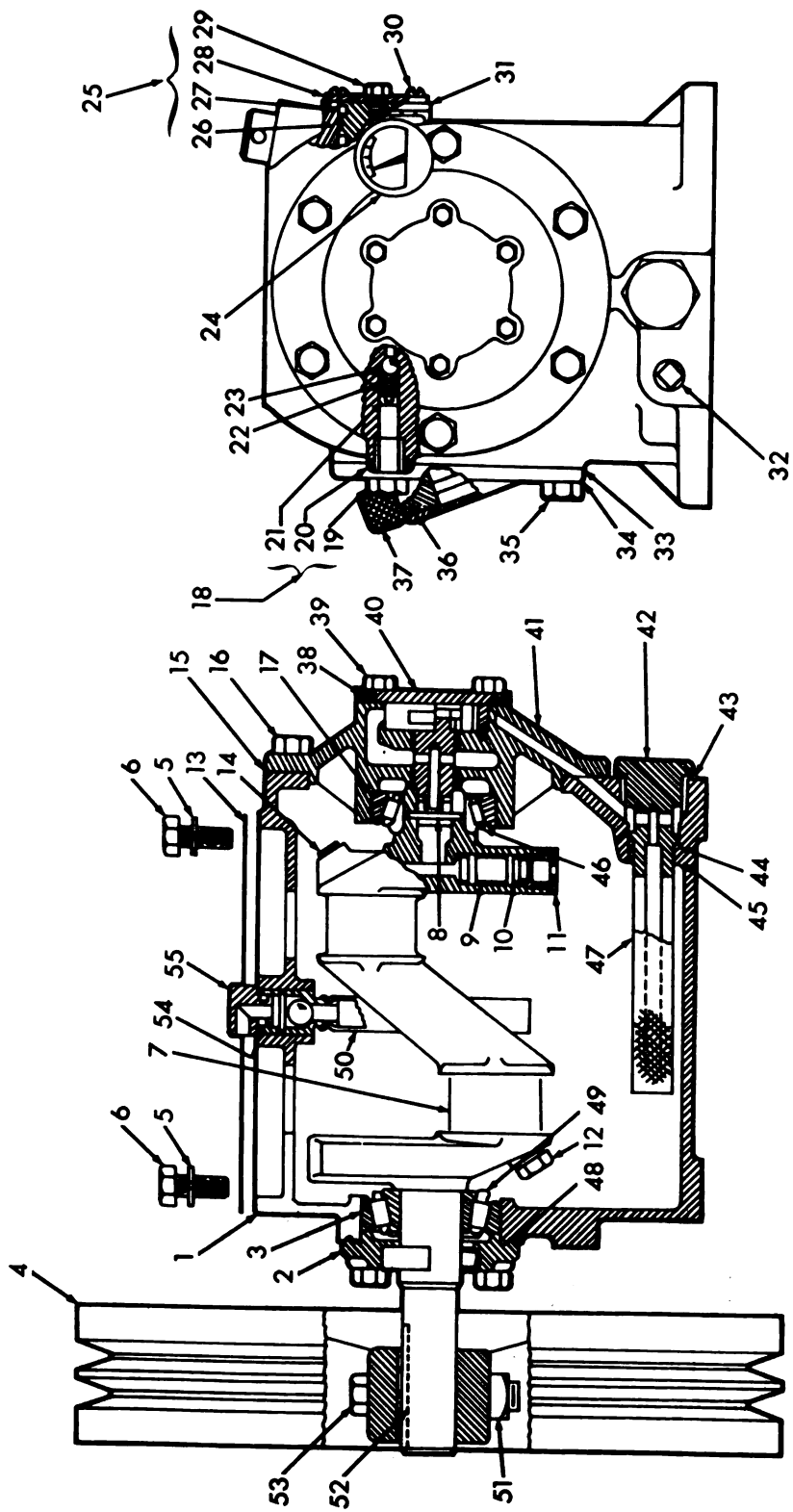
ME 6115-550-35P/13

Figure 13. Gear Case



ME 6115-550-35P/16

Figure 16. Head



ME 6115-550-35P/17

Figure 17. Crankcase

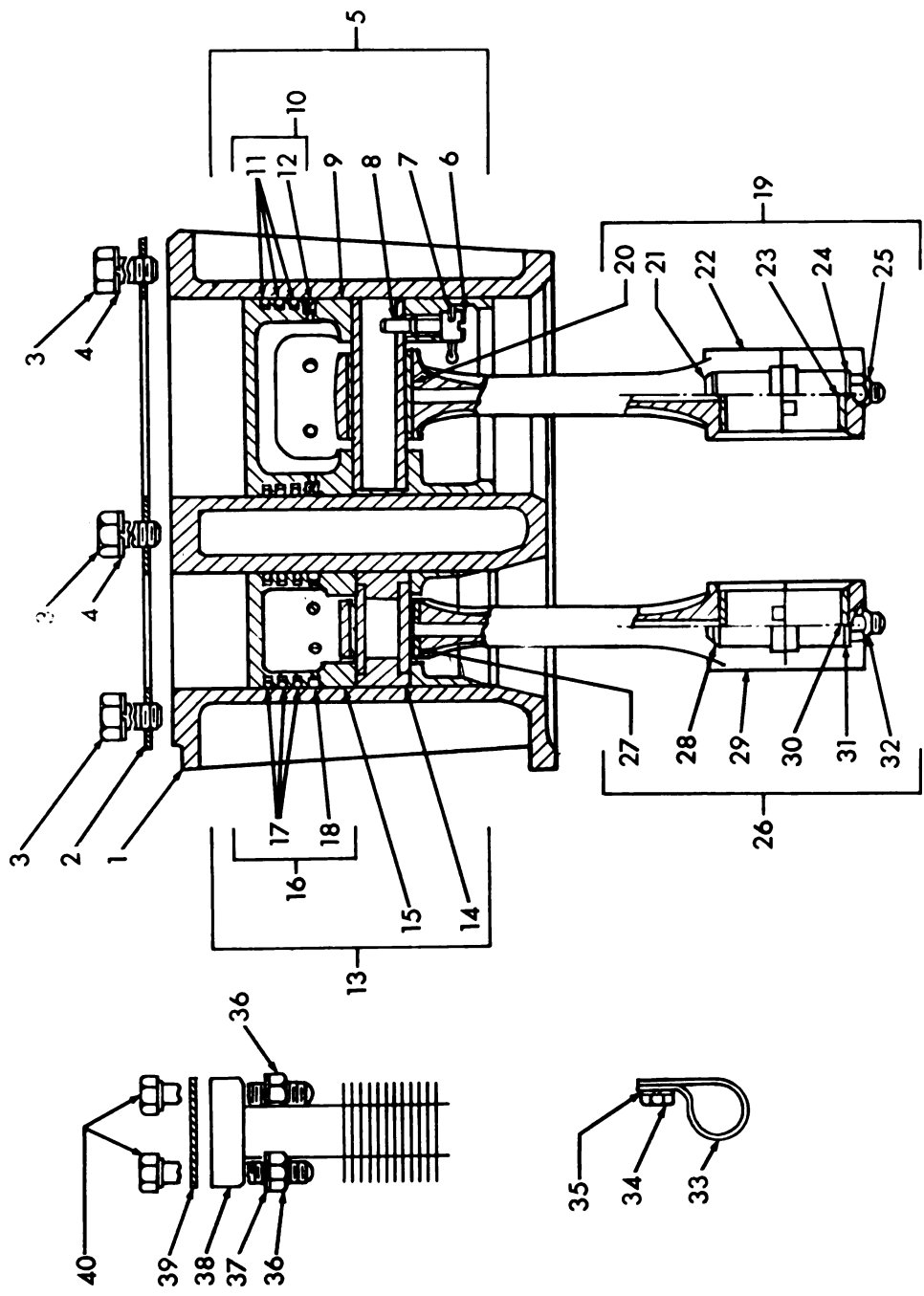
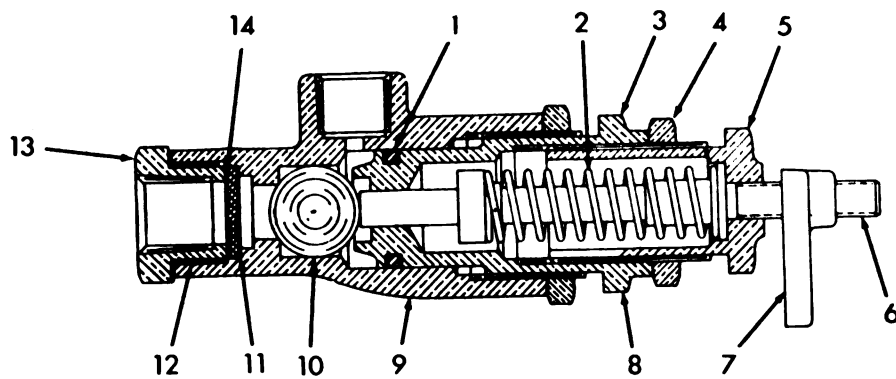
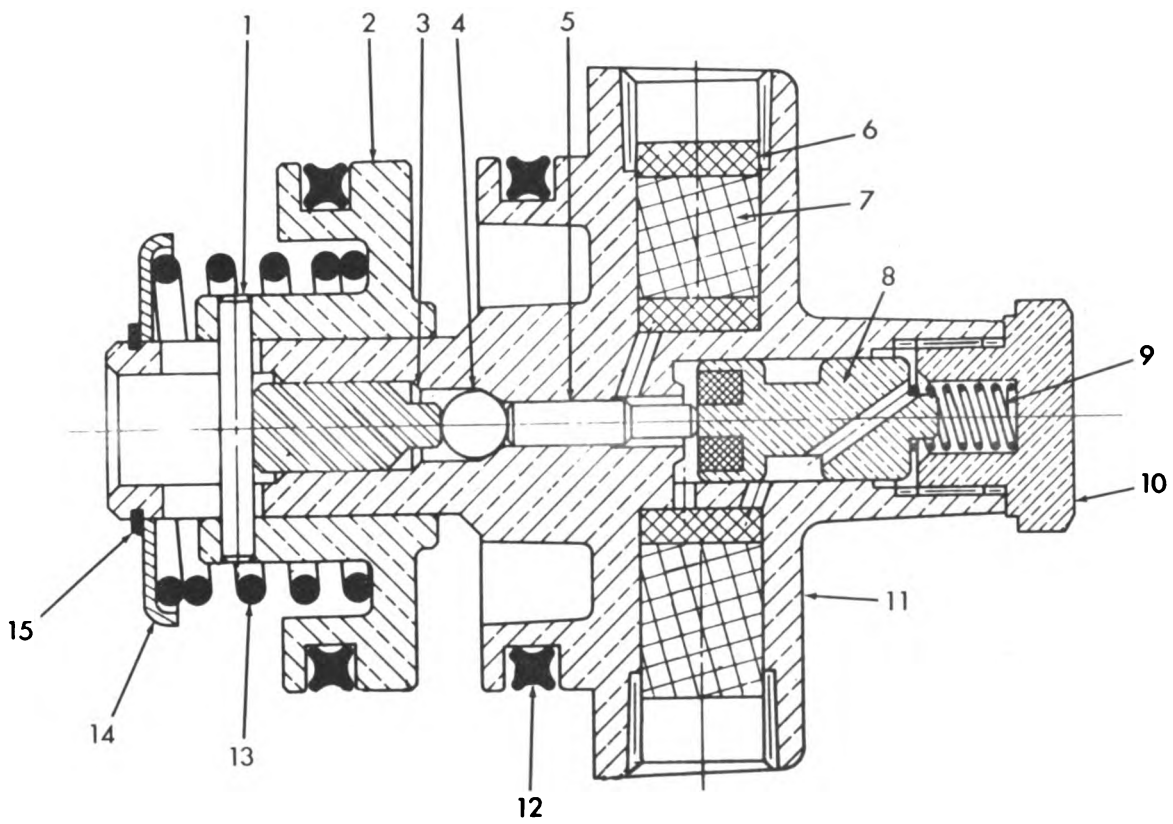


Figure 18. Cylinder, Piston and Rods

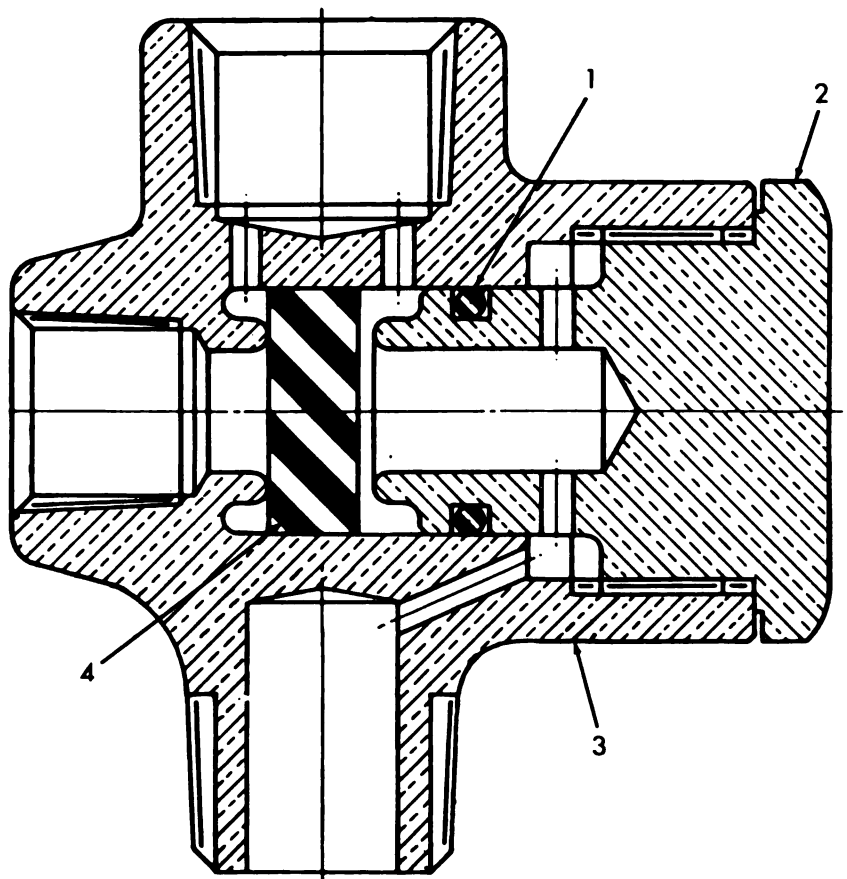


ME 6115-550-35P/19



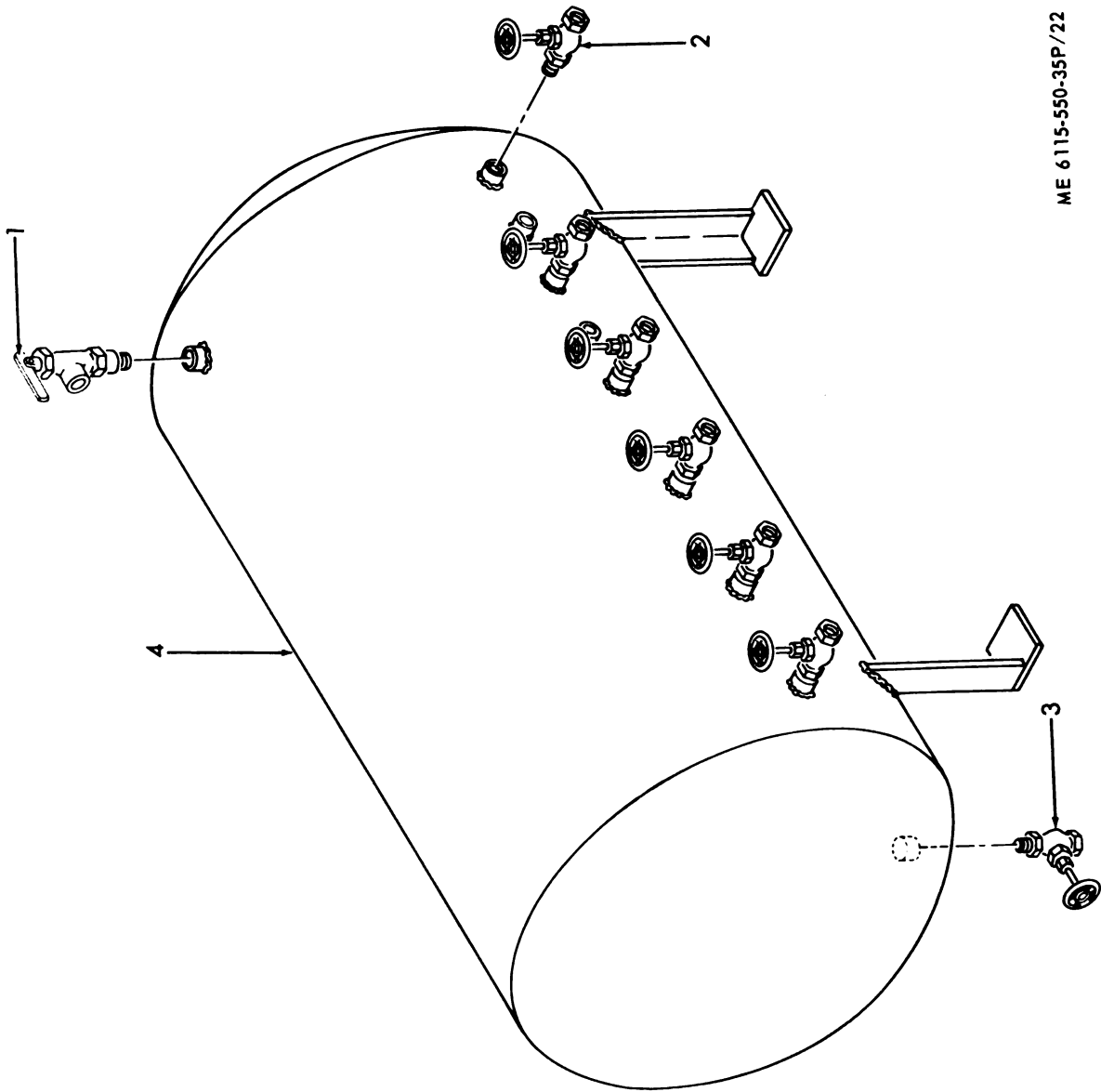
ME 6115-550-35P/20

Figure 20. Hydraulic



ME 6115-550-35P/21

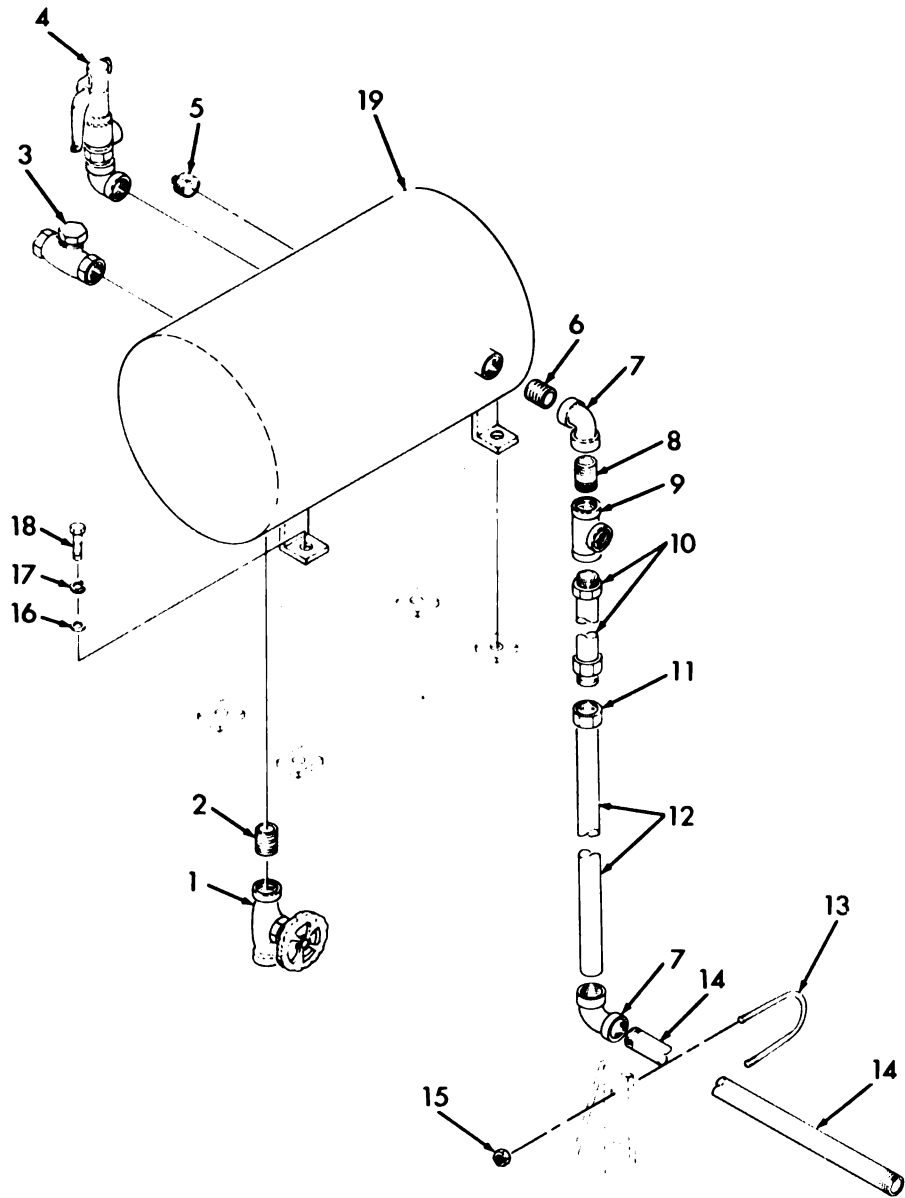
Figure 21. Check Valve



ME 6115-550-35P/22

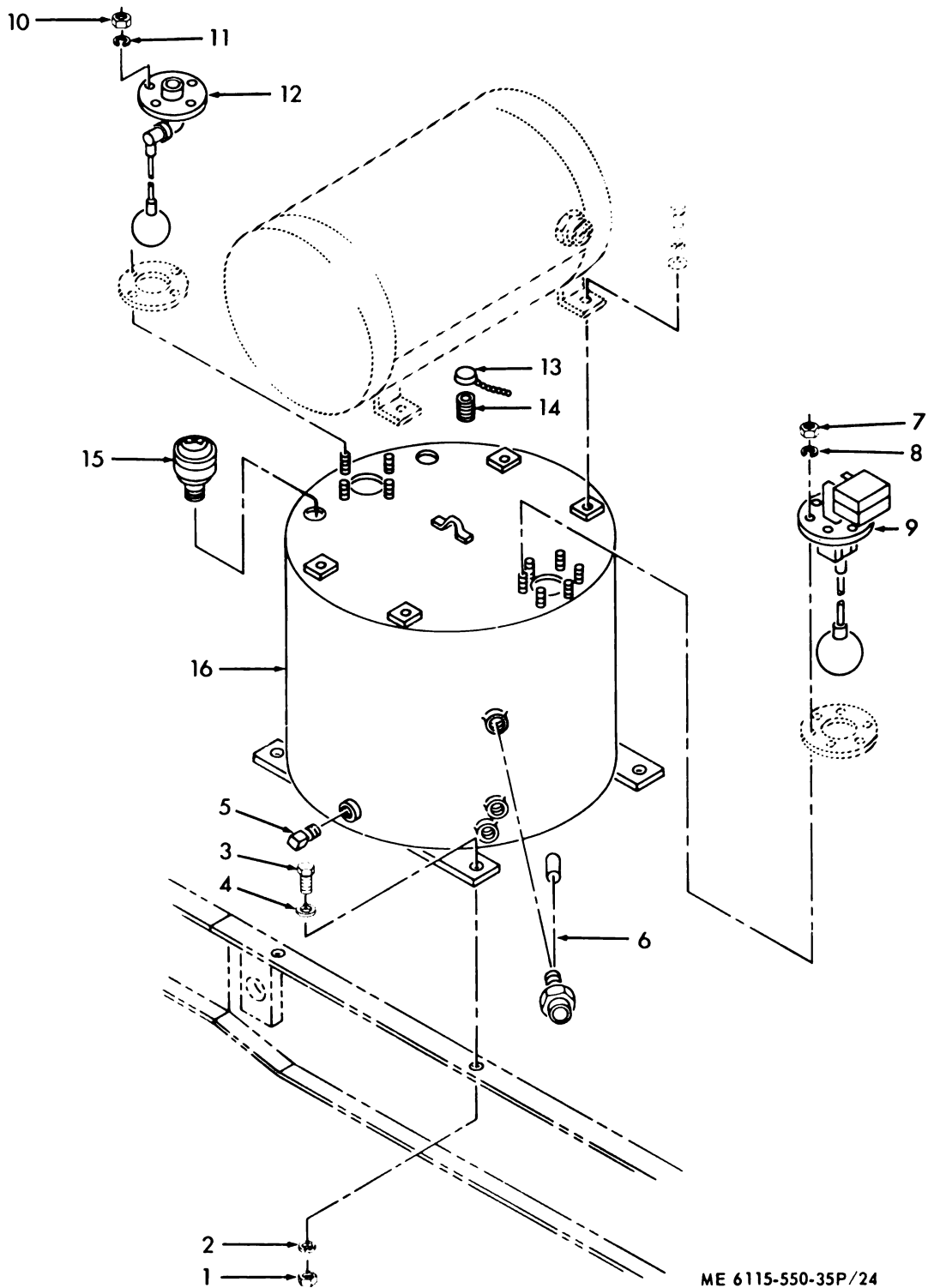
Figure 22. Air Tank





ME 6115-550-35P/23

Figure 23. Air Tank and Fittings



ME 6115-550-35P/24

Figure 24. Fuel Tank and Gauges

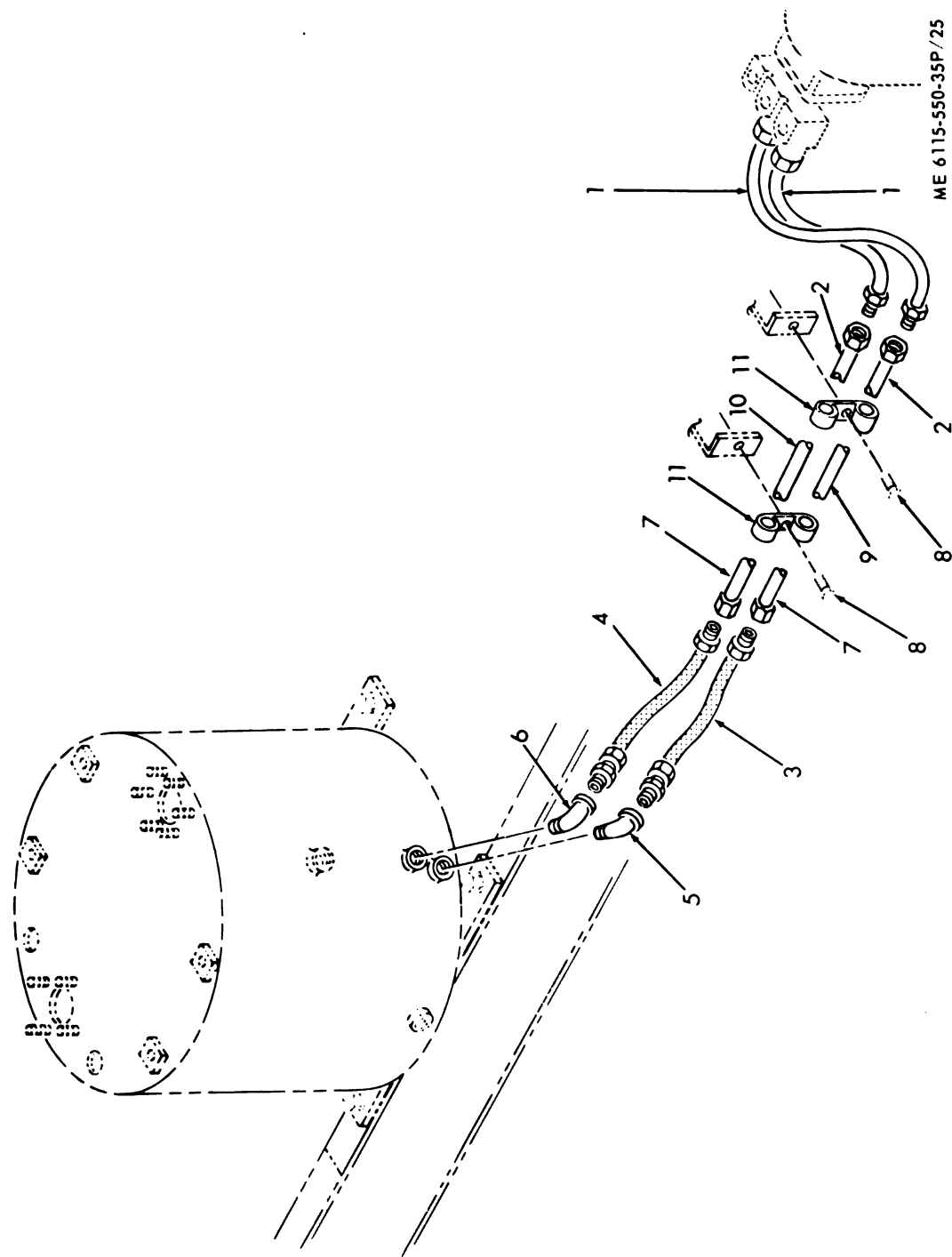
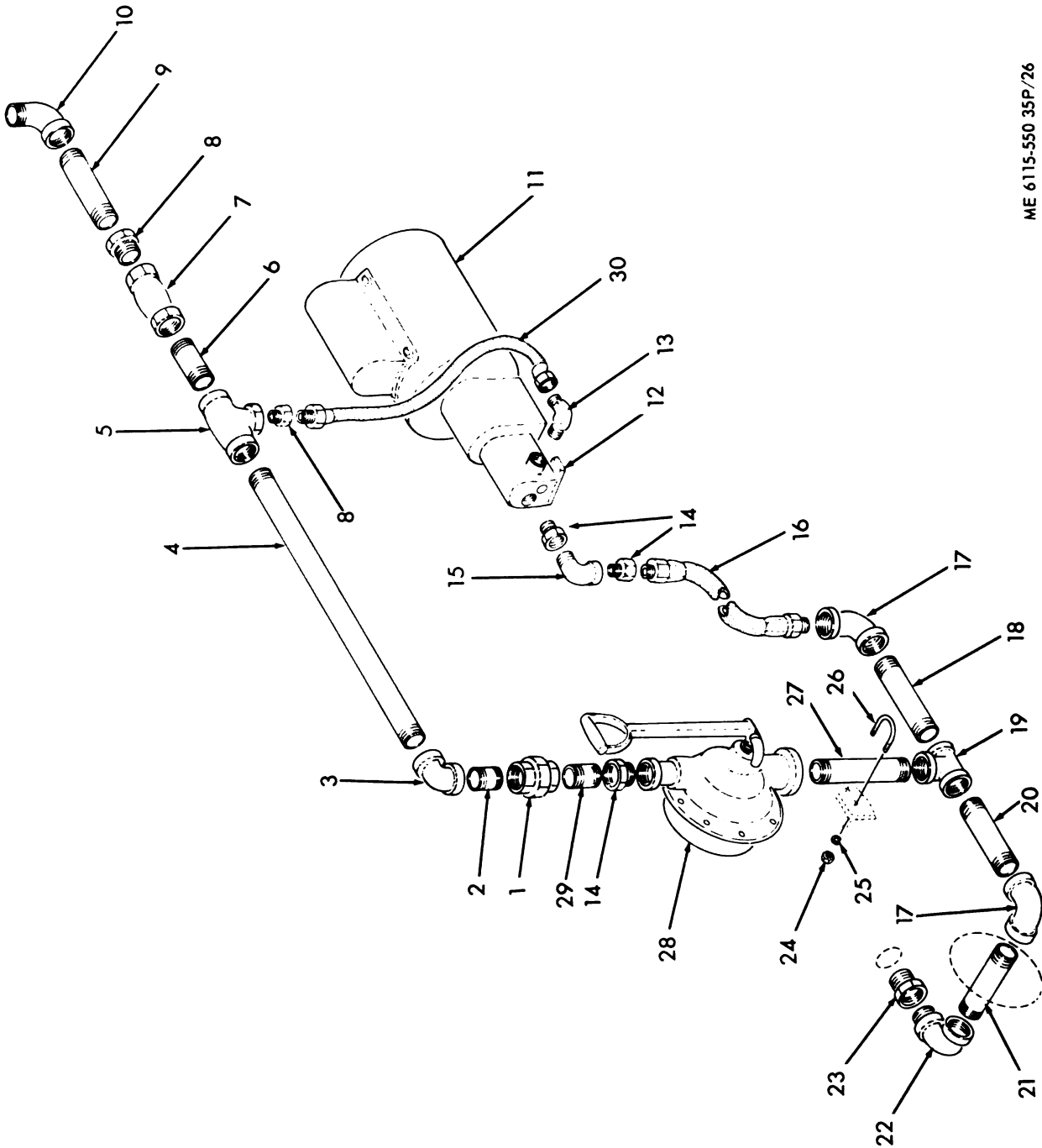
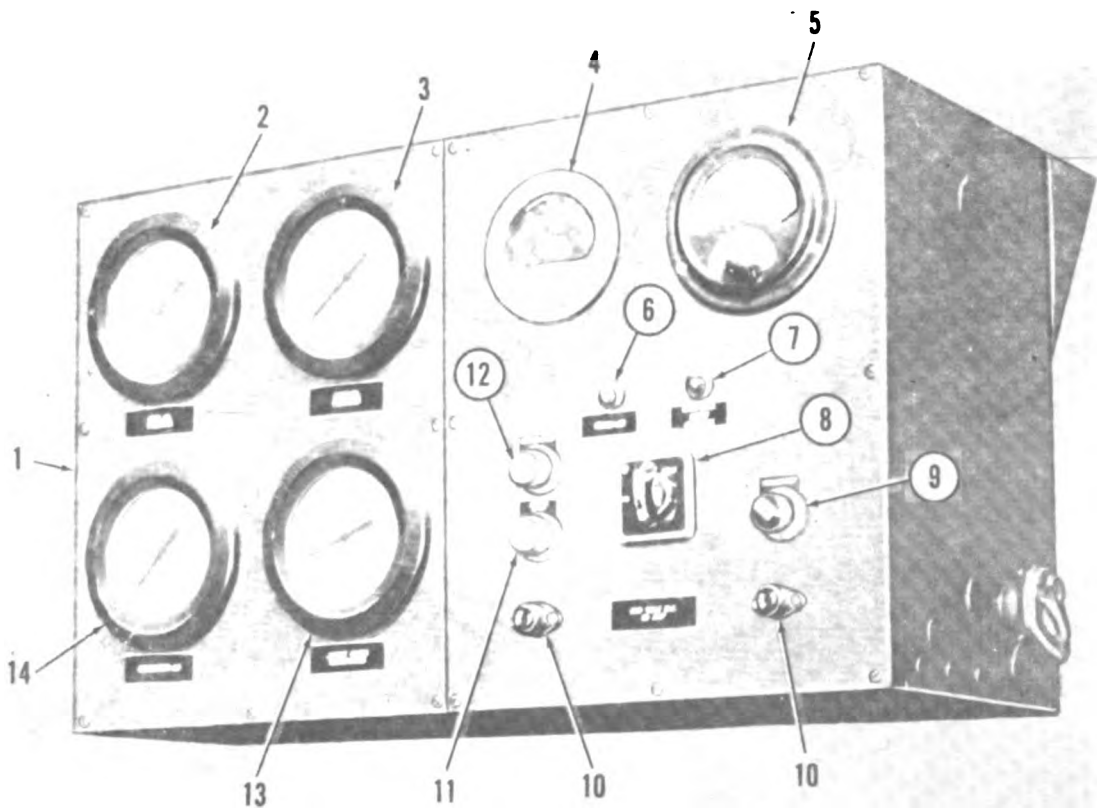


Figure 25. Fuel Lines



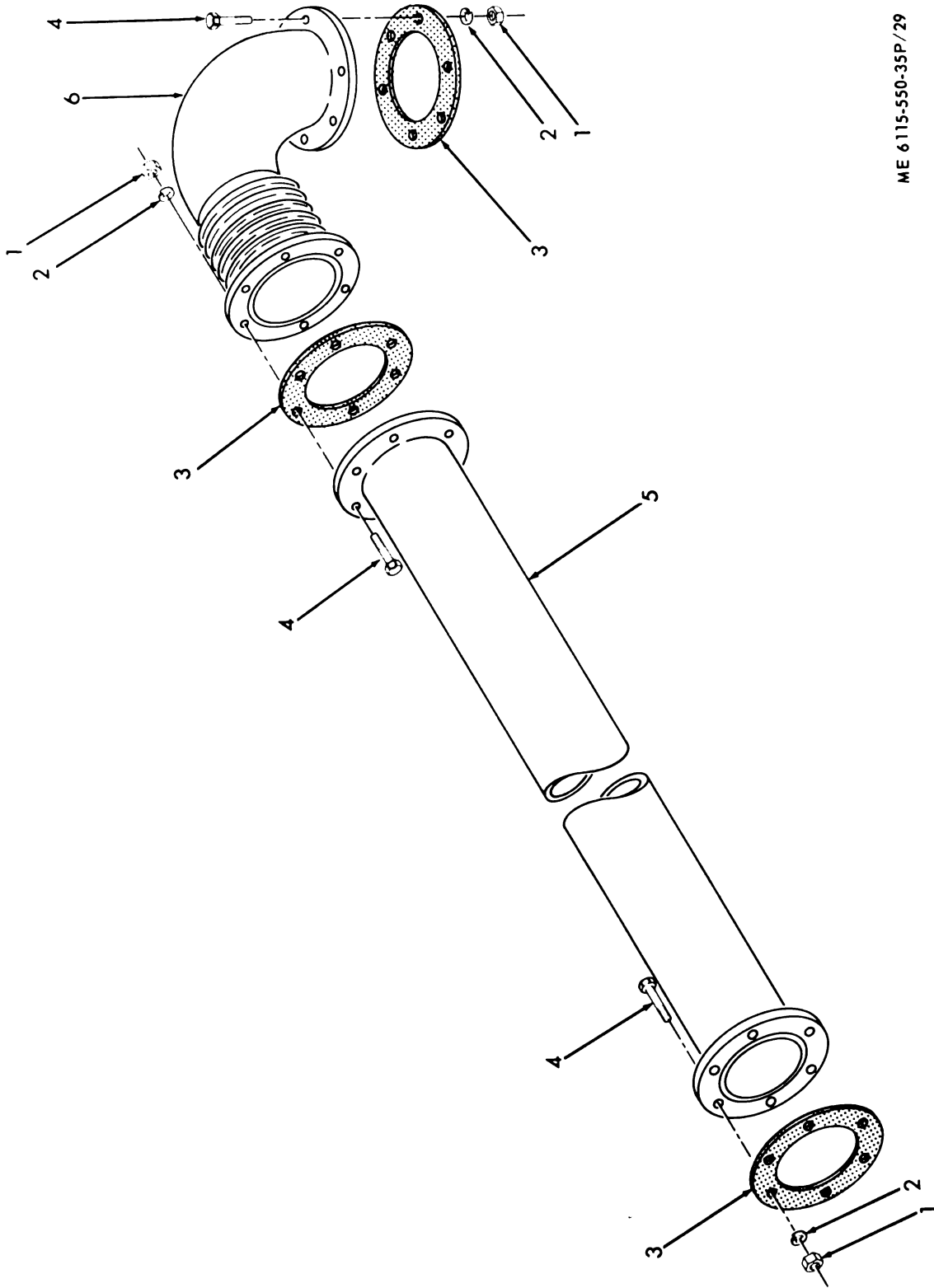
ME 6115-550 35P/26

Figure 26. Pre-lube pump and Piping



ME 6115-550-35P 27

Figure 27 Engine Control Panel



ME 6115-550-35P/29

Figure 29. Exhaust Pipe

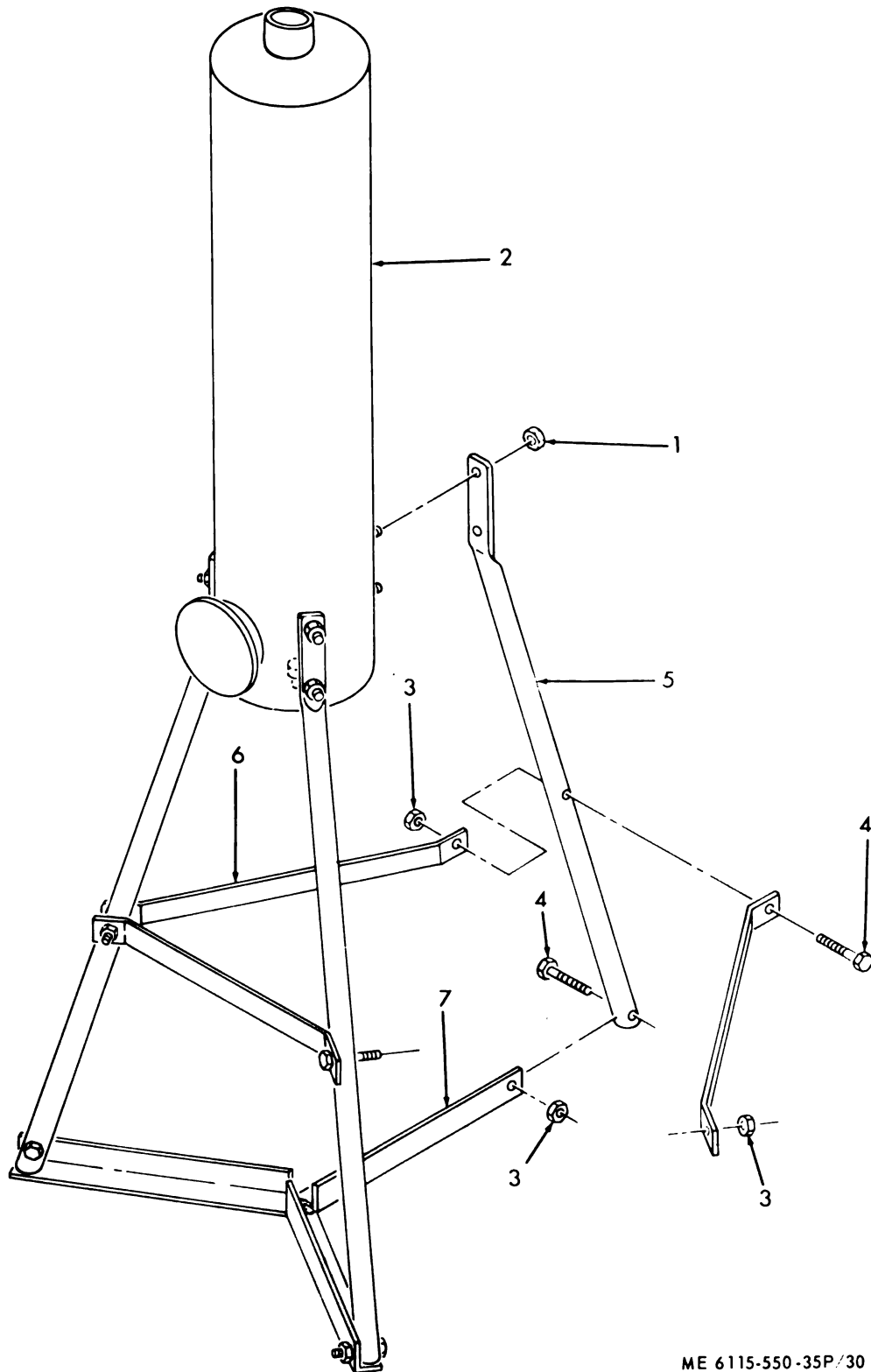
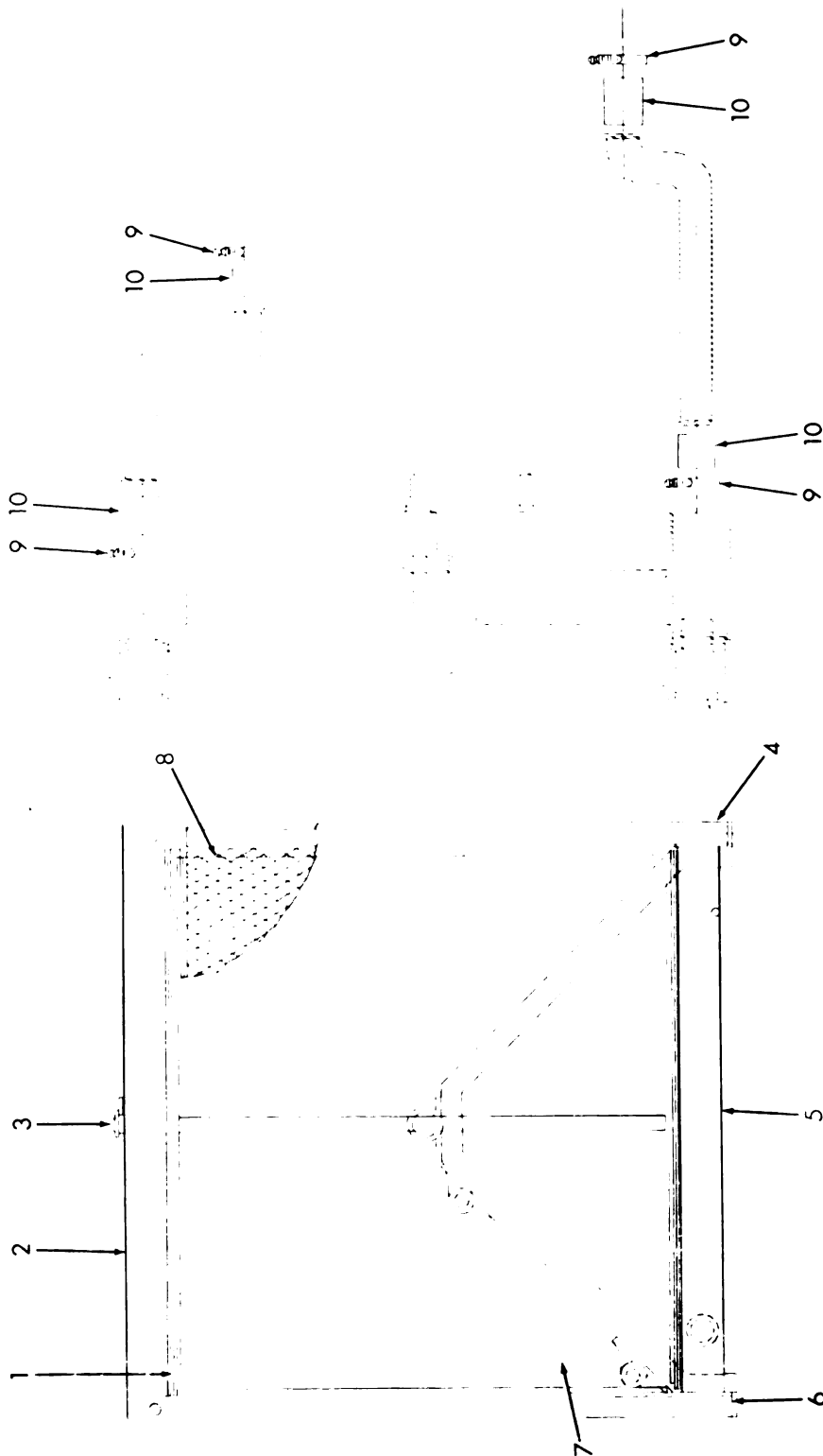


Figure 30. Silencer

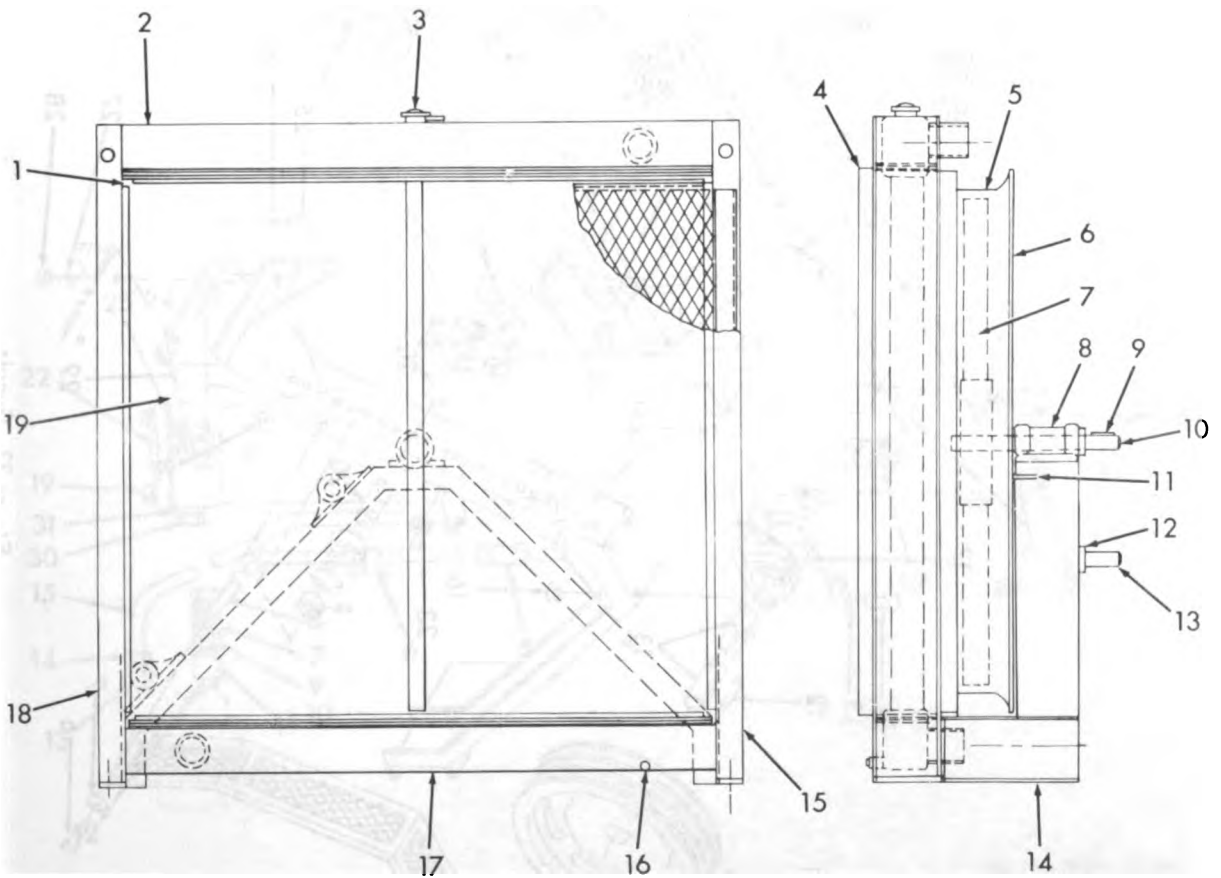
ME 6115-550-35P/30



ME 6115-550-35P/31

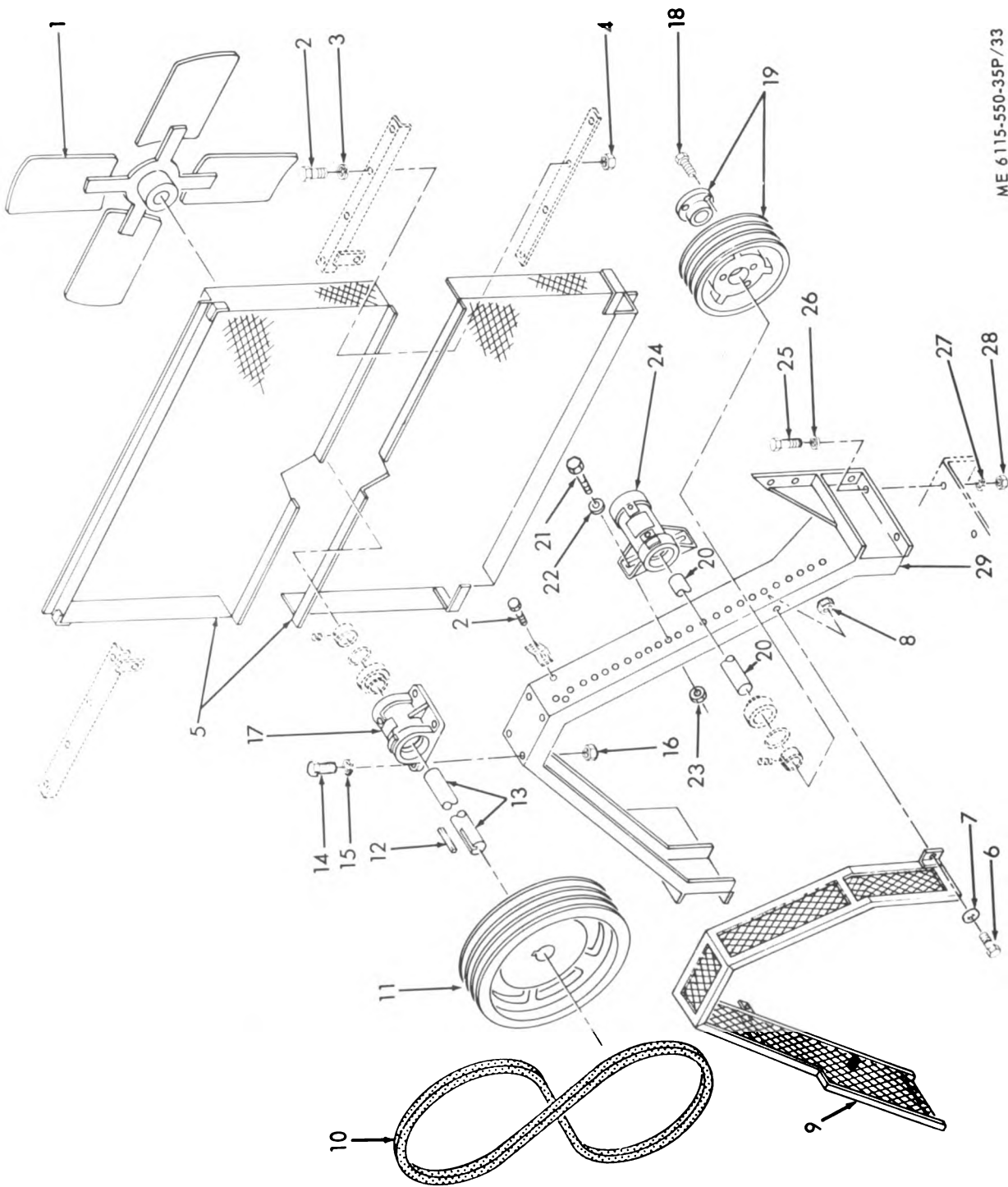
Figure 31. Radiator





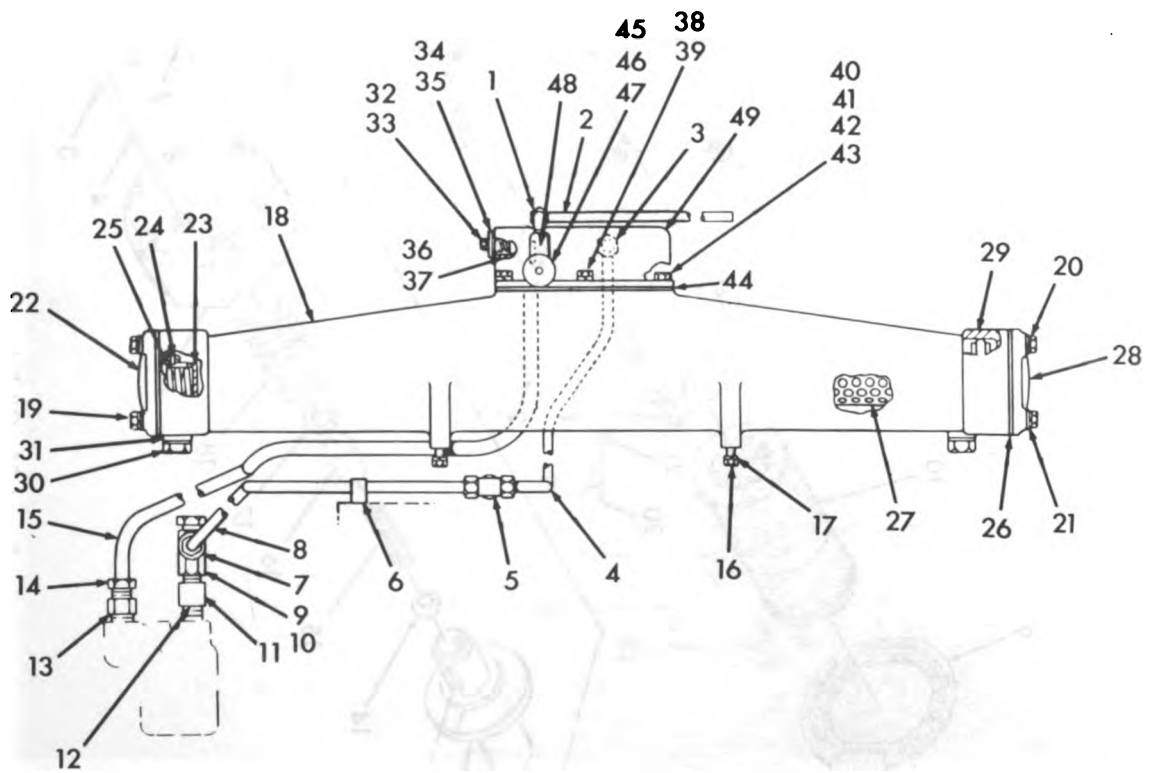
ME 6115-550-35P/32

Figure 32, Radiator Kit



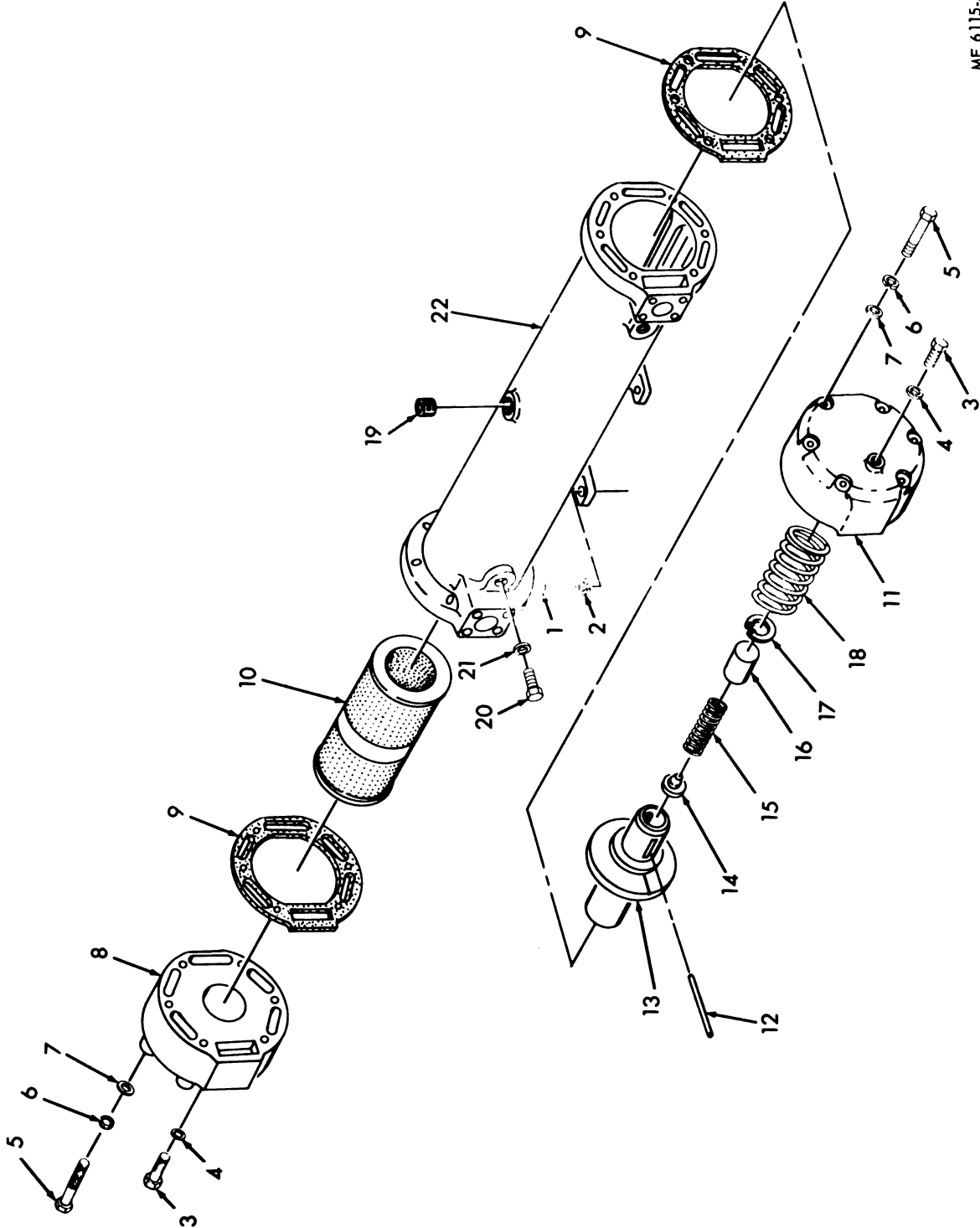
ME 6115-550-35P/33

Figure 33. Guards



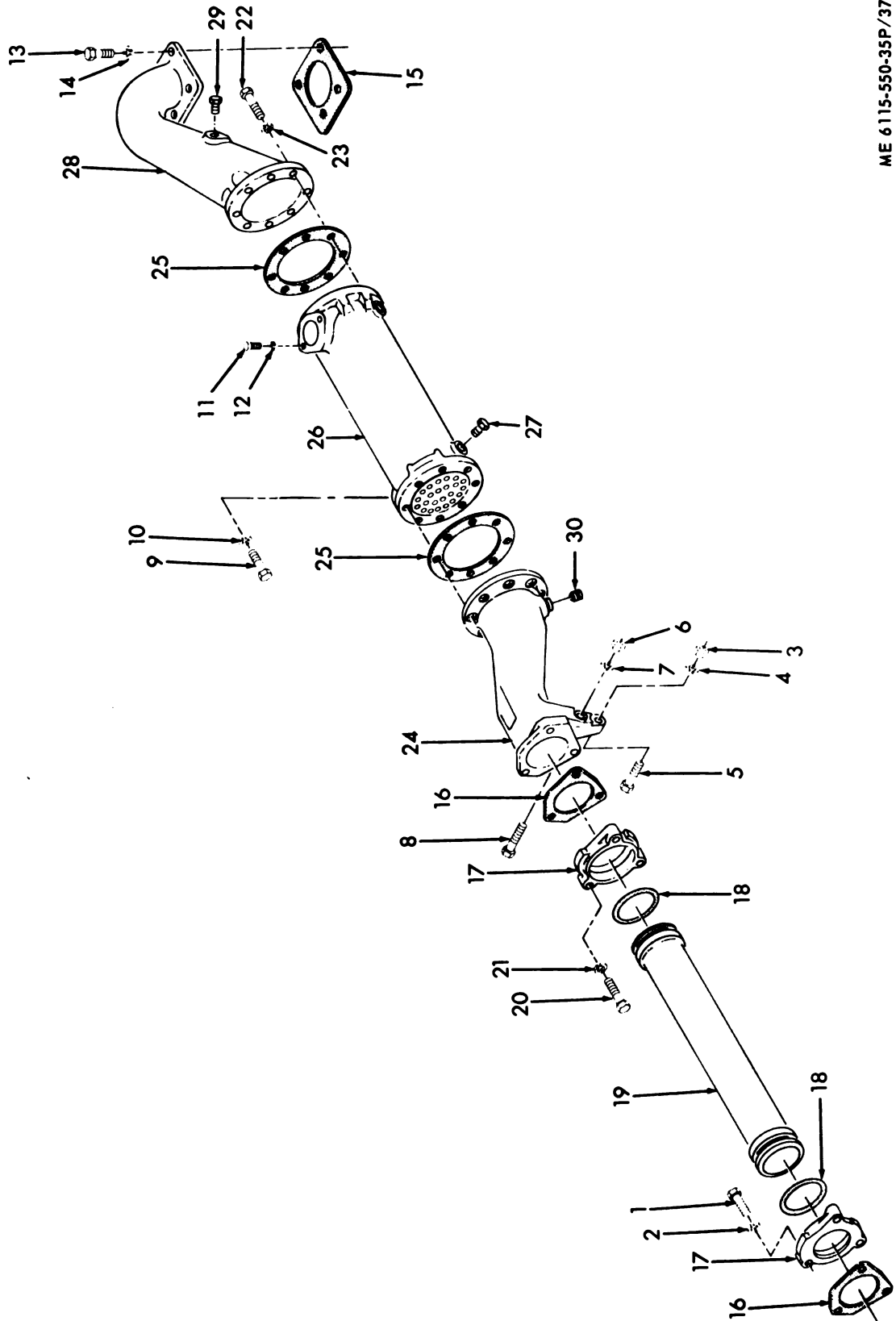
ME 6115-550-35P/34

Figure 34. Fuel Filter Digitized by Google



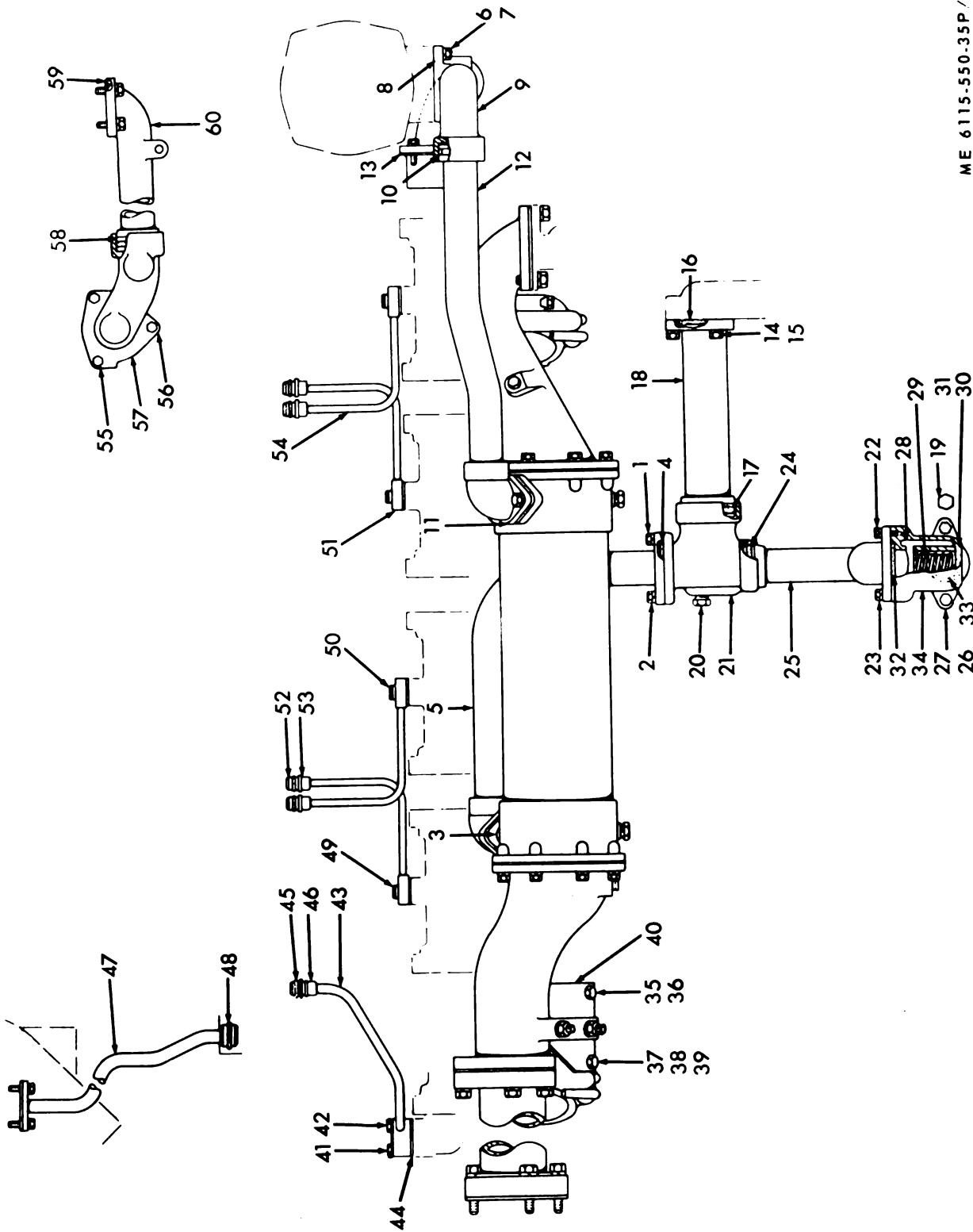
ME 6 115-550-35P/35

Figure 35. Oil Filter



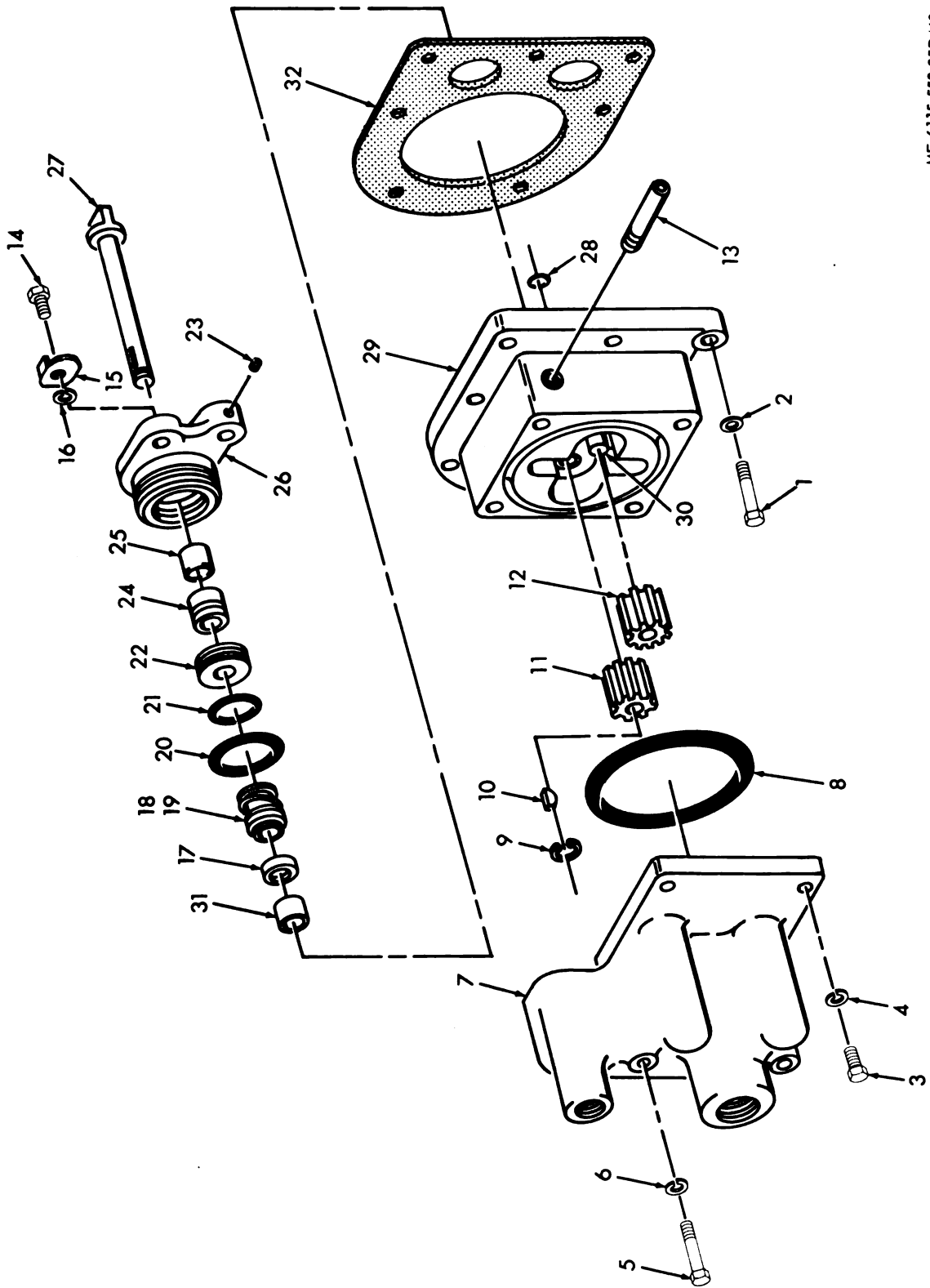
ME 6115-550-35P/37

Figure 37. Oil Cooler



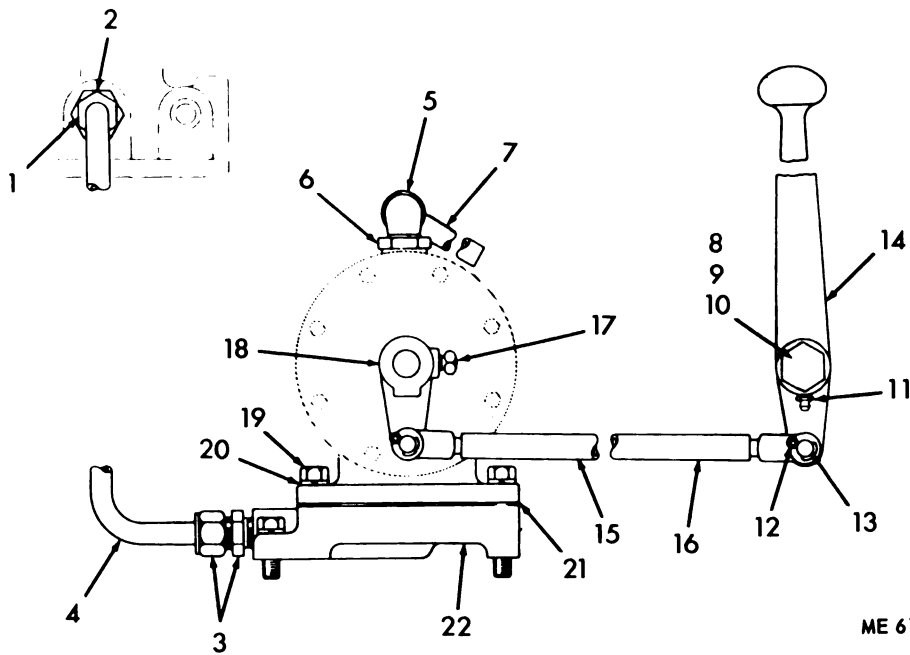
ME 6115-550-35P/38

Figure 38. Oil Cooler Lines



ME 6115-550-35P/40

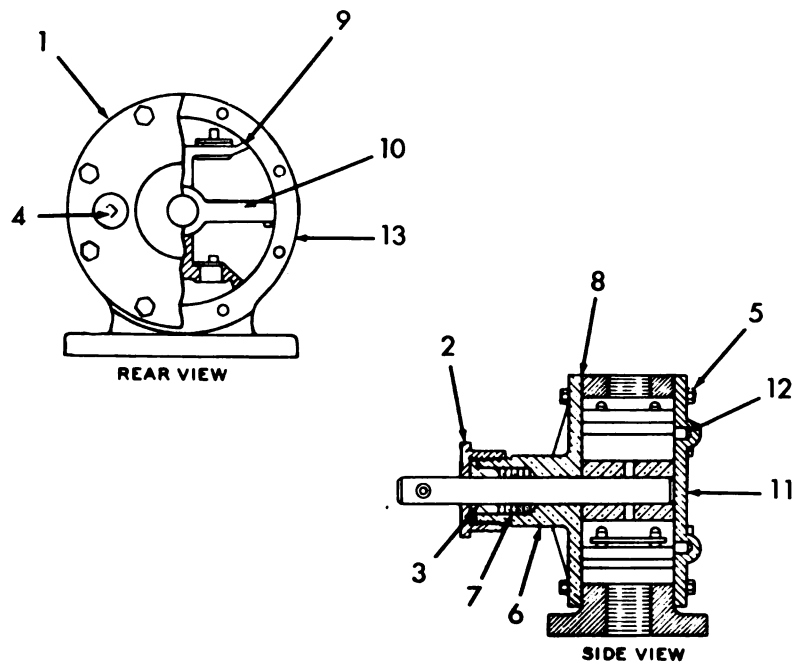
Figure 40. Fuel Pump Transfer



ME 6115-550-35P/43

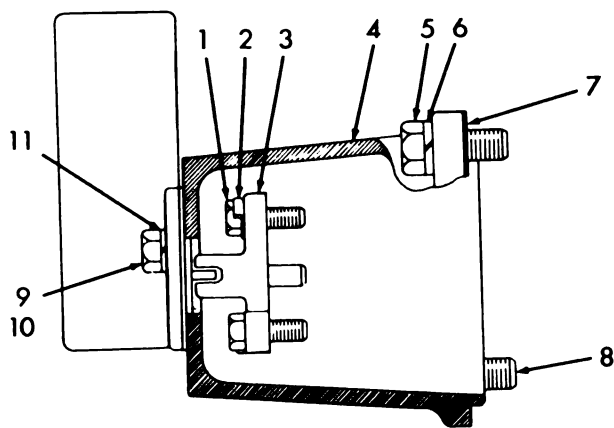
Figure 43. Fuel Pump, Priming





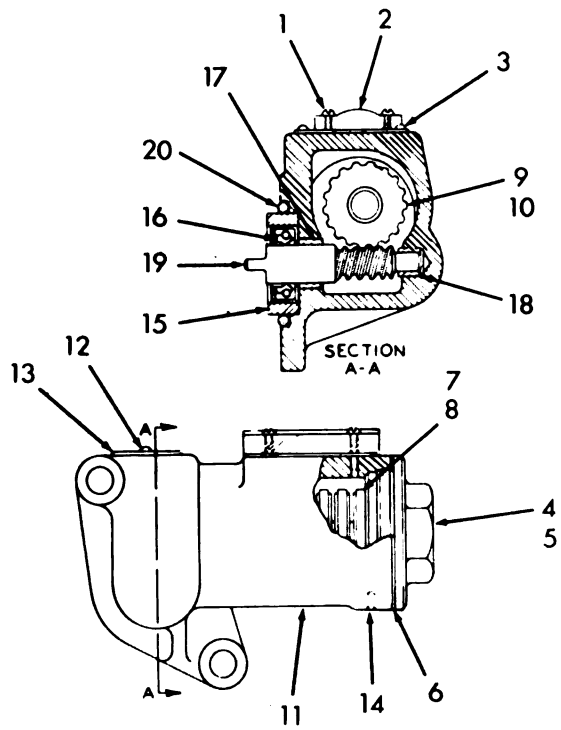
ME 6115-550-35P/44

Figure 44. Fuel Pump, Priming



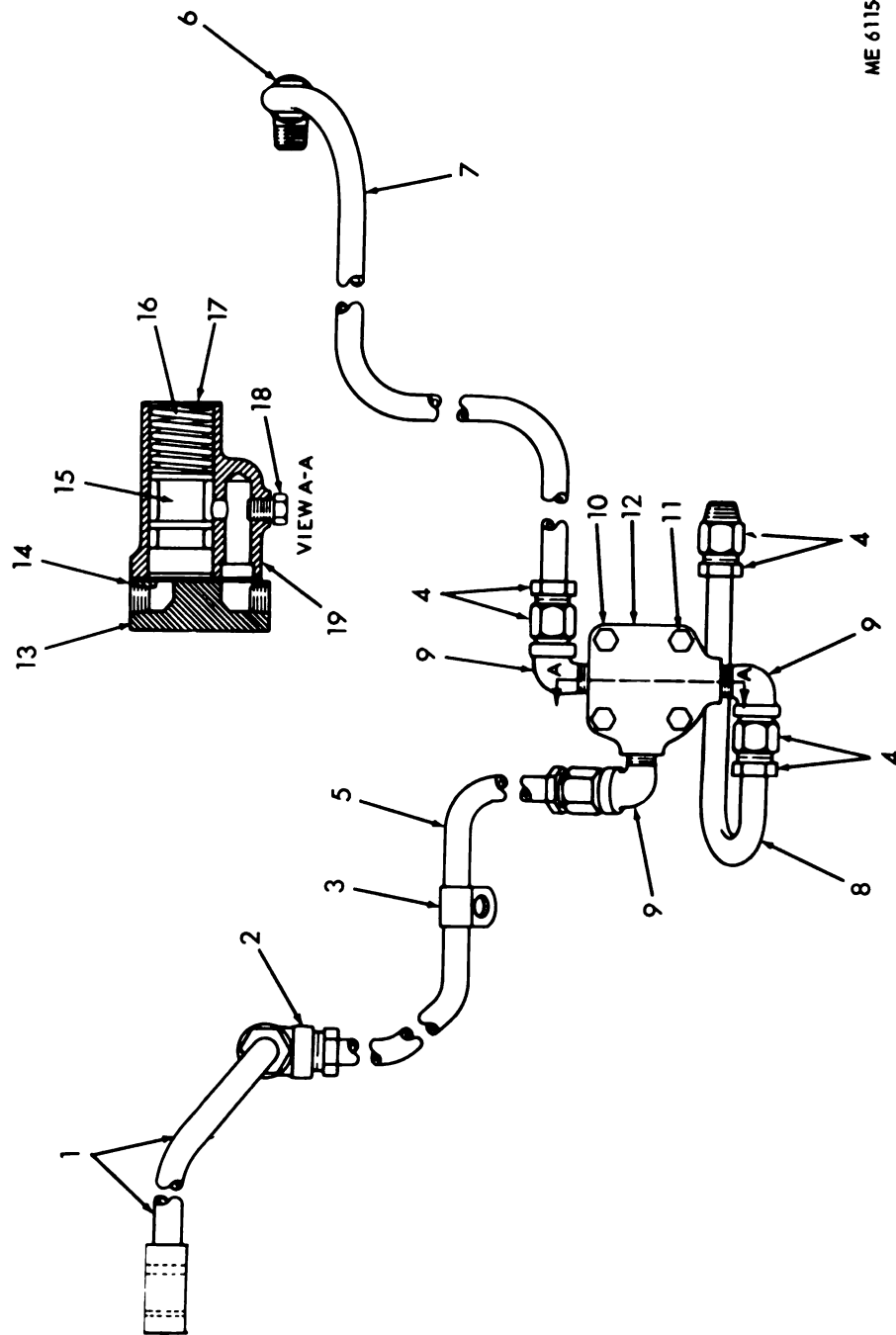
ME 6115-550-35P/45

Figure 45. Service Meter



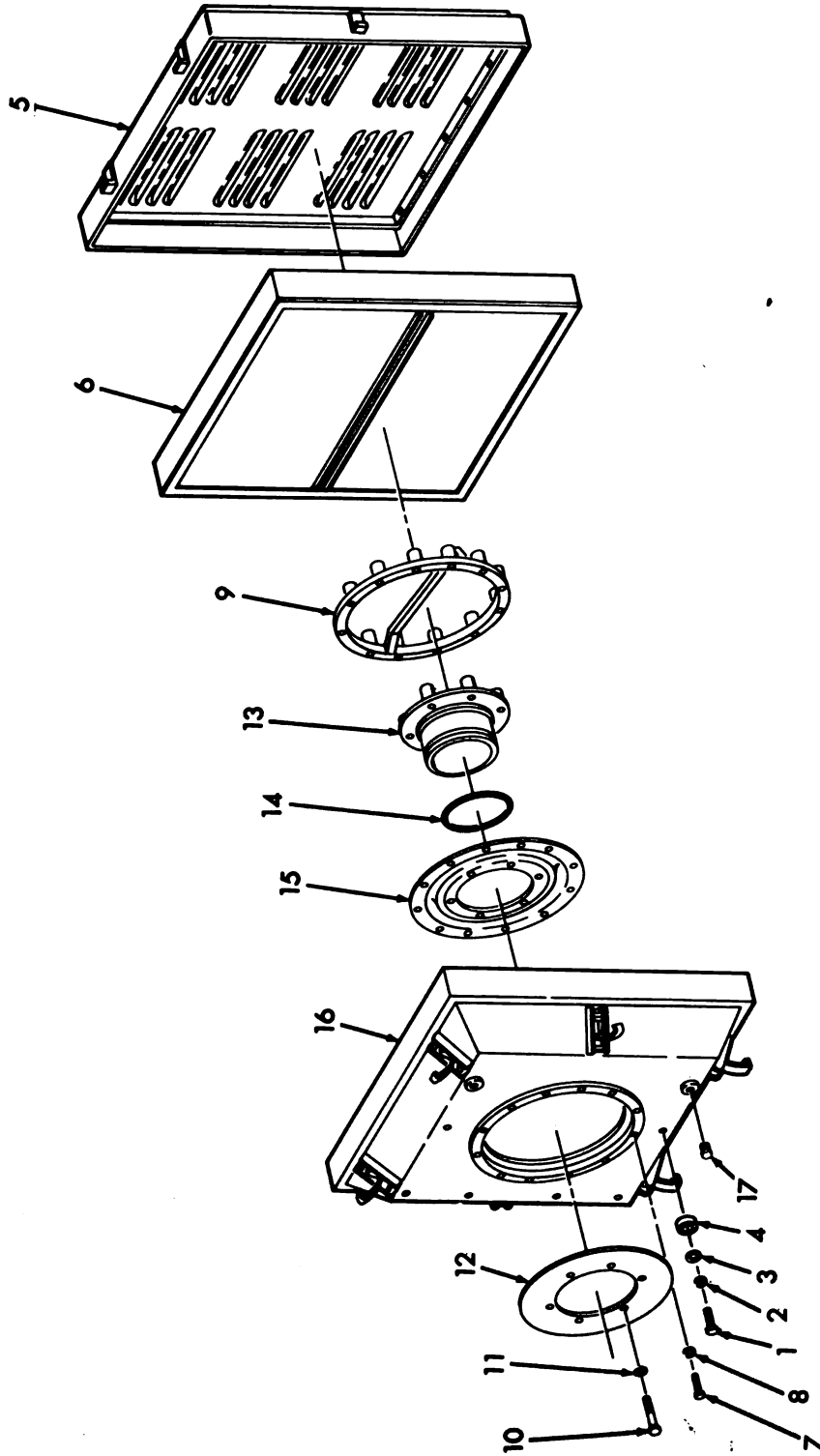
ME 61'5-550-35P/46

Figure 46. Service Meter



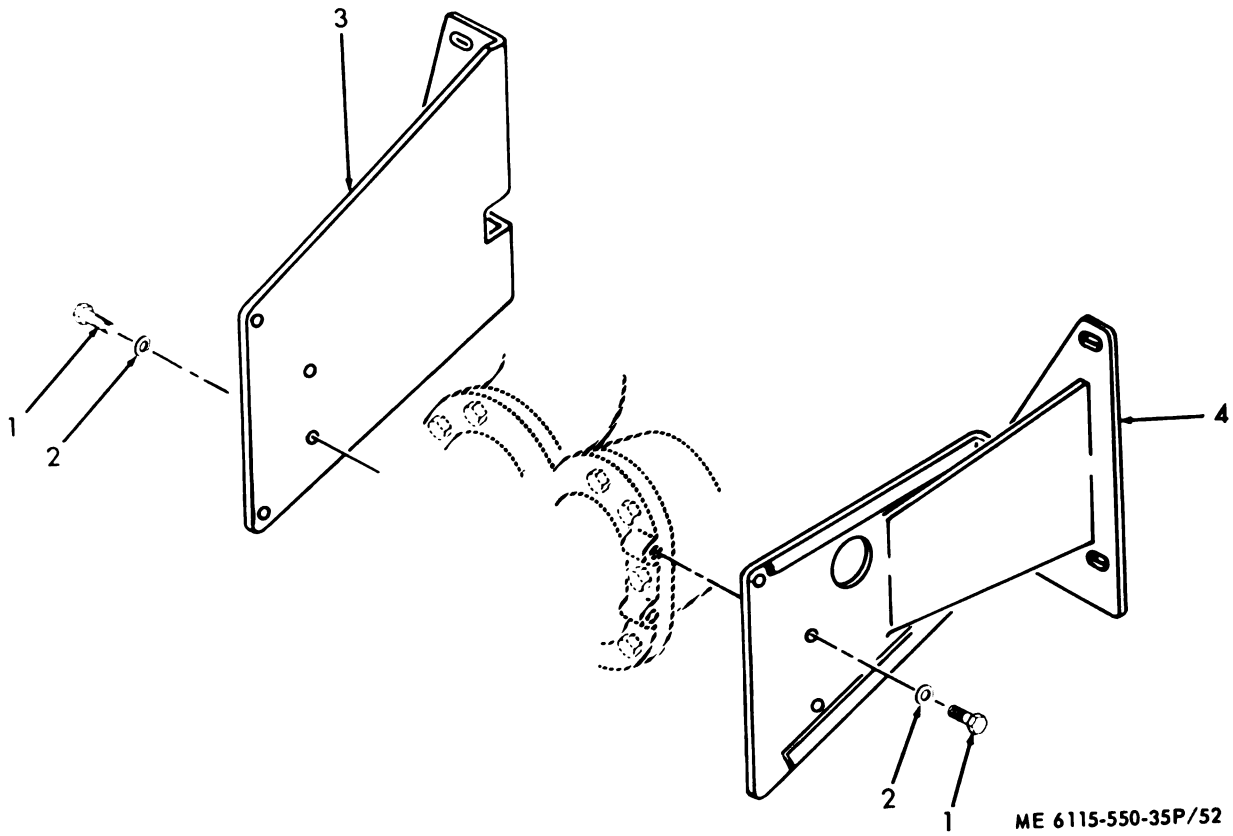
ME 6115-550-35P/50

Figure 50. Lubrication Valve and Lines



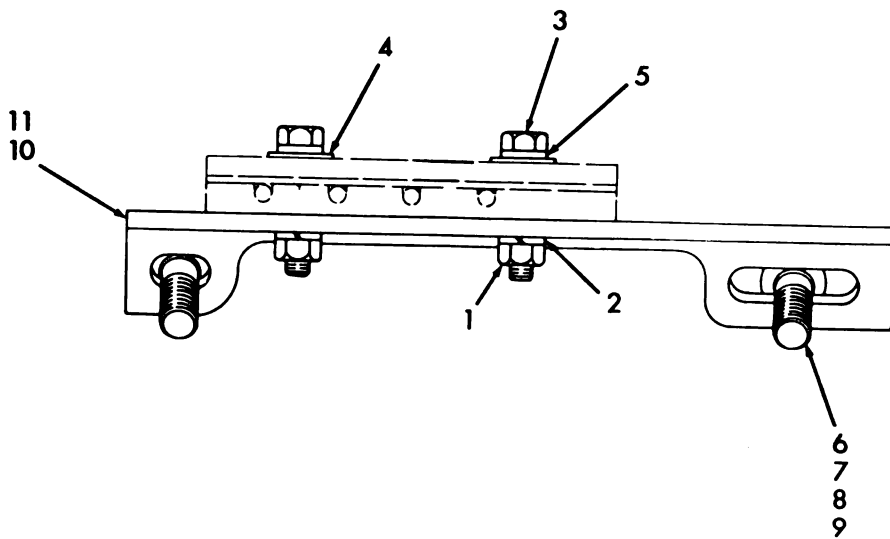
ME 6115-550-35P/51

Figure 51. Air Cleaner and Brackets



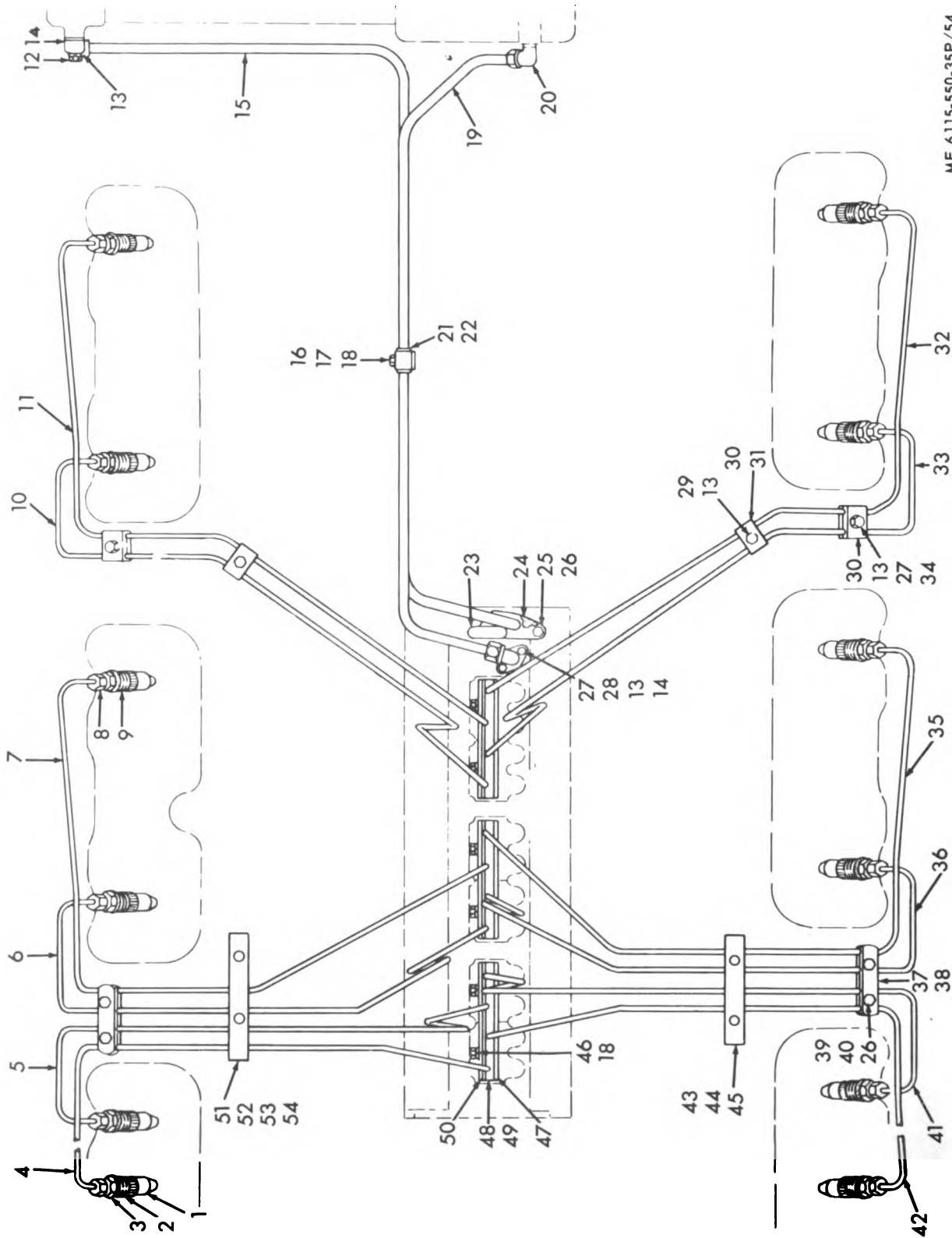
ME 6115-550-35P/52

Figure 52. Air Cleaner and Brackets



ME 6115-550-35P/53

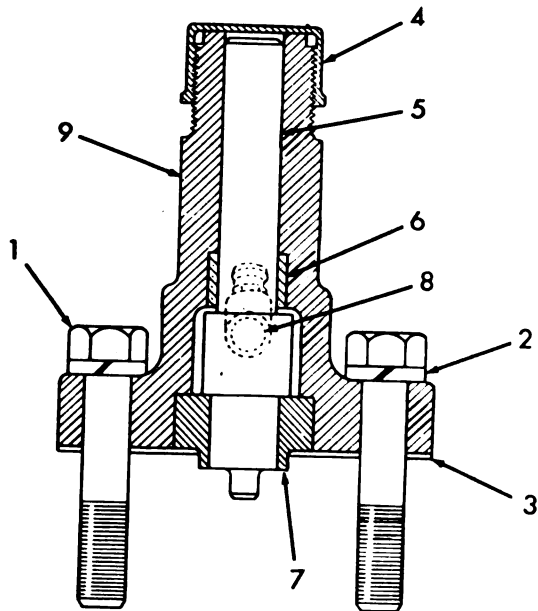
Figure 53. Fuel Lines and Support



ME 6115-550-35P/54

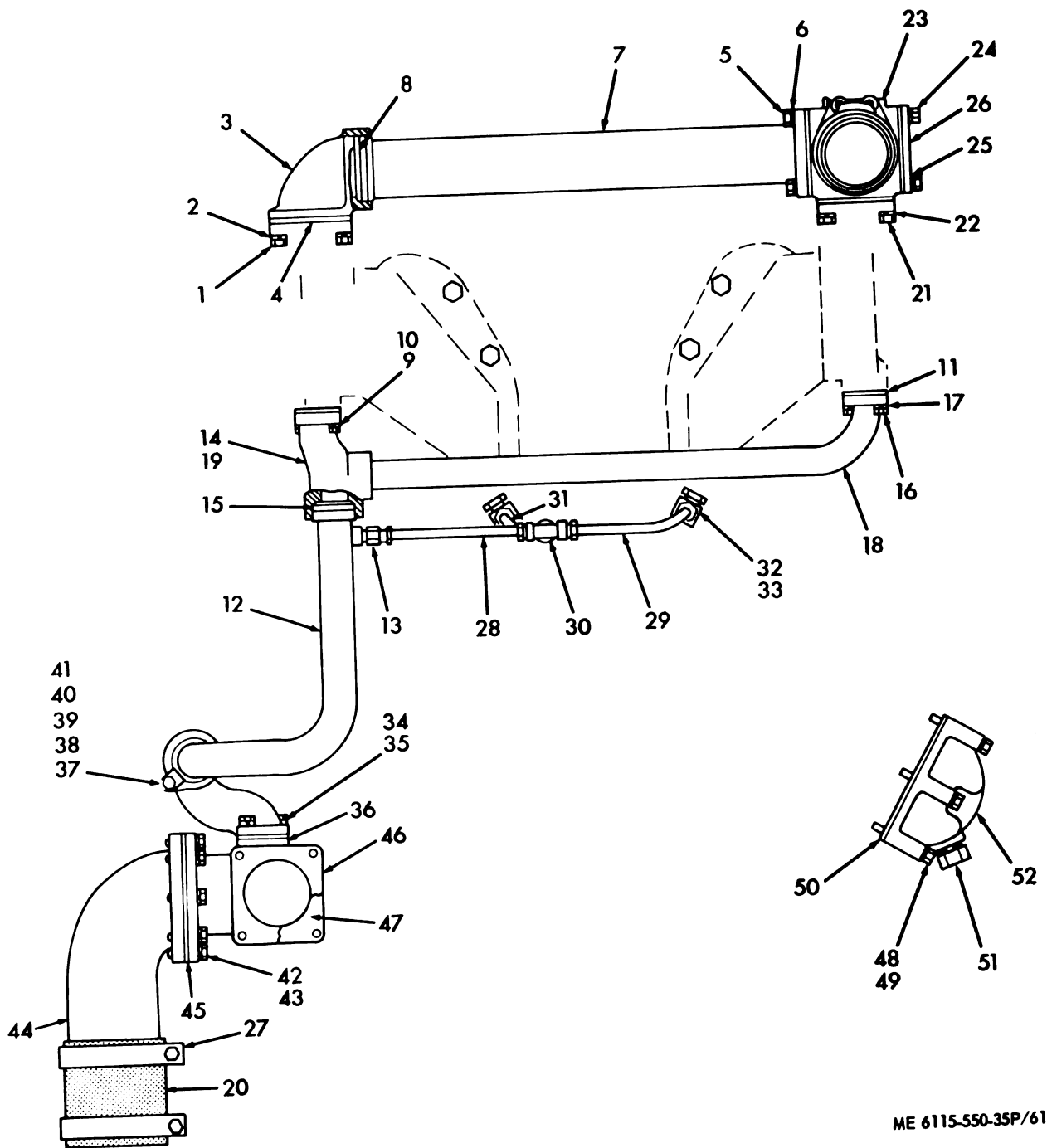
Figure 54. Fuel Lines and Support





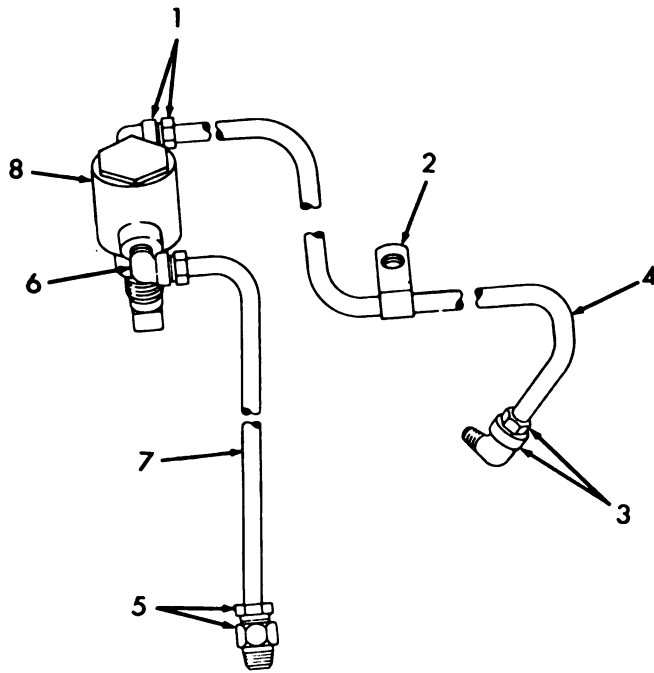
ME 6115-550-35P/57

Figure 57. Tachometer Drive



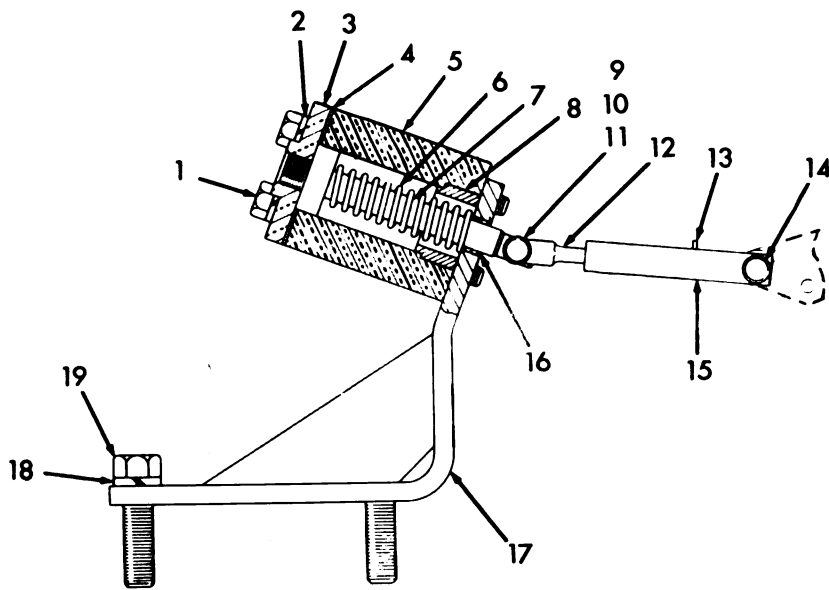
ME 6115-550-35P/61

Figure 61. Water Lines



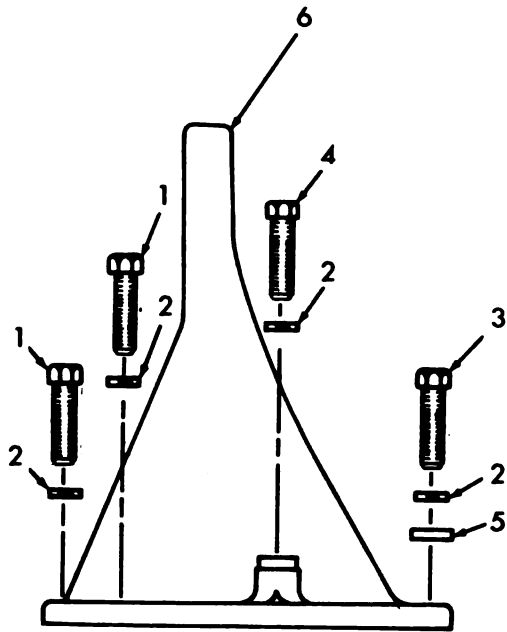
ME 6115-550-35P/62

Figure 62. Water Temperature Shutoff



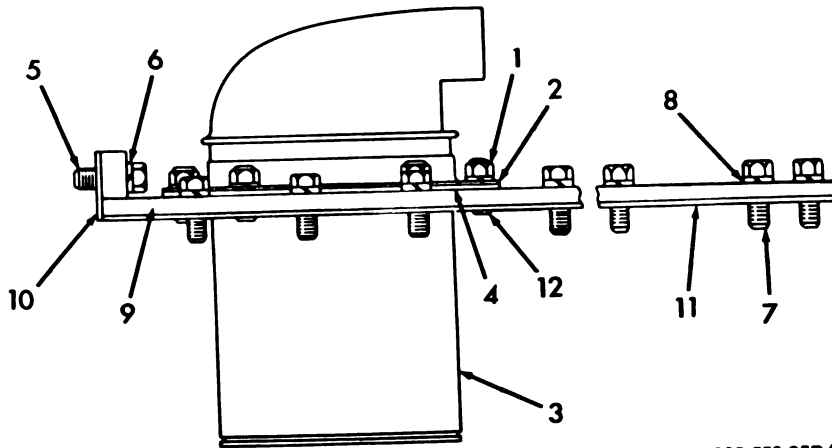
ME 6115-550-35P/63

Figure 63. Air Shutoff



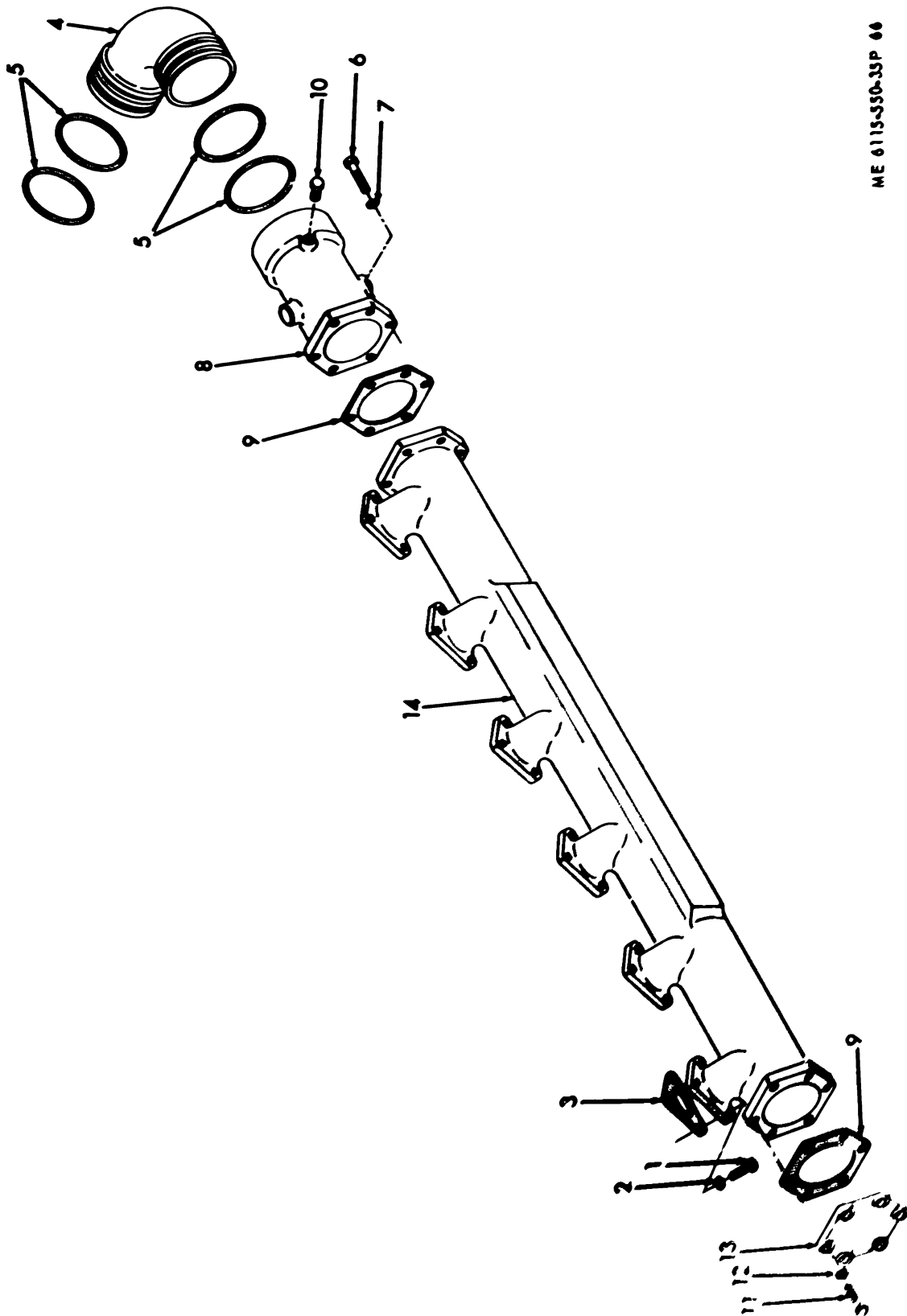
ME 6115-550-35P/64

Figure 64. Front Lifting Eye



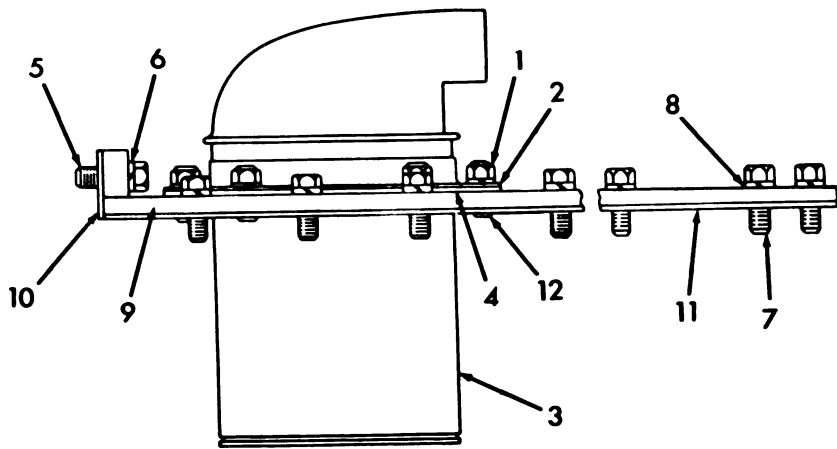
ME 6115-550-35P/65

Figure 65. Breather



ME 6115-550-33P 06

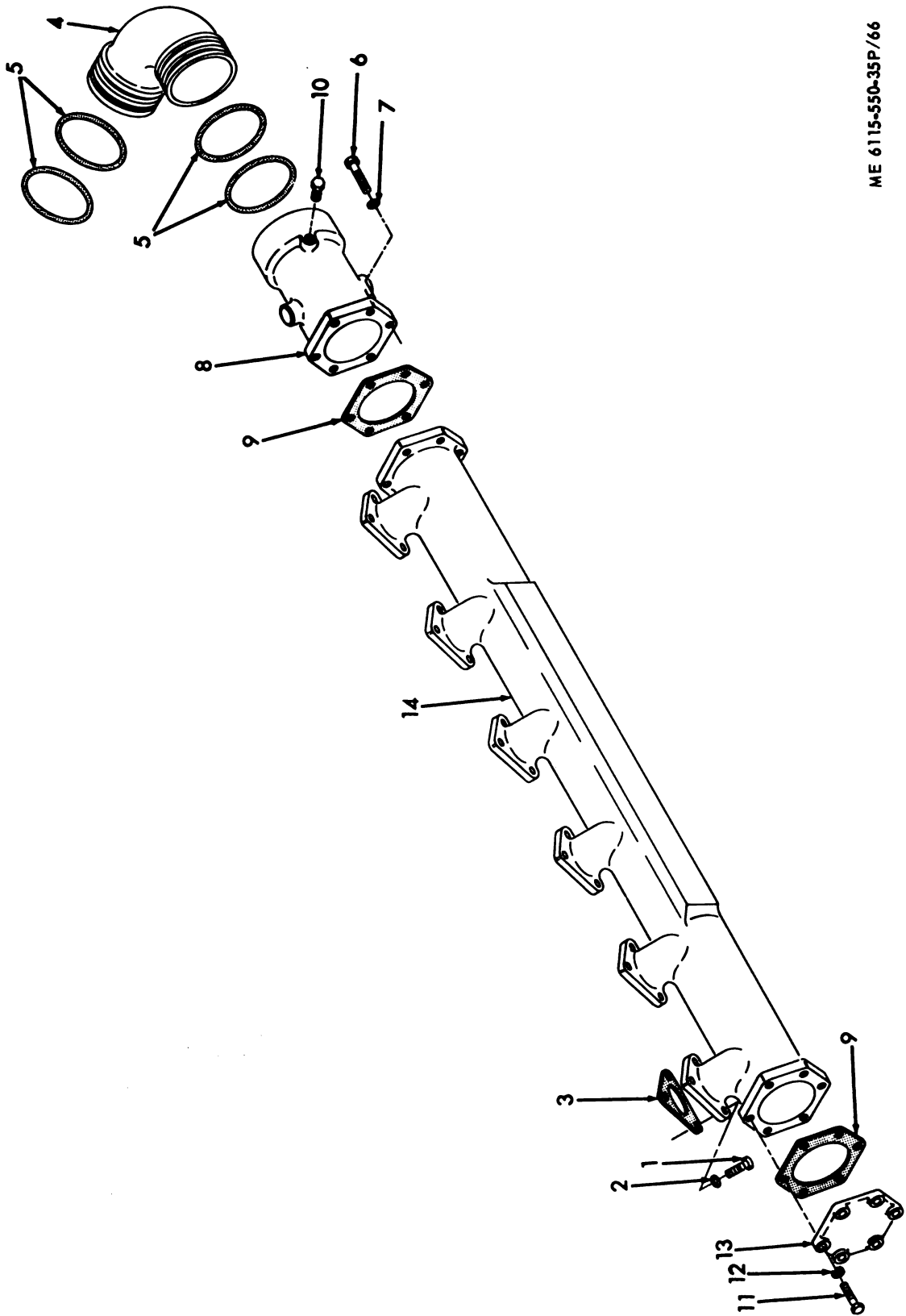
Figure 66. Manifold Intake



ME 6115-550-35P/65

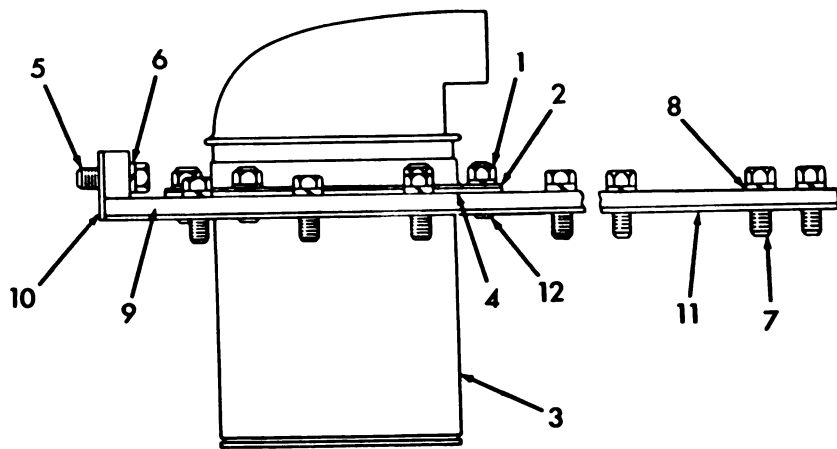
Figure 65. Breather





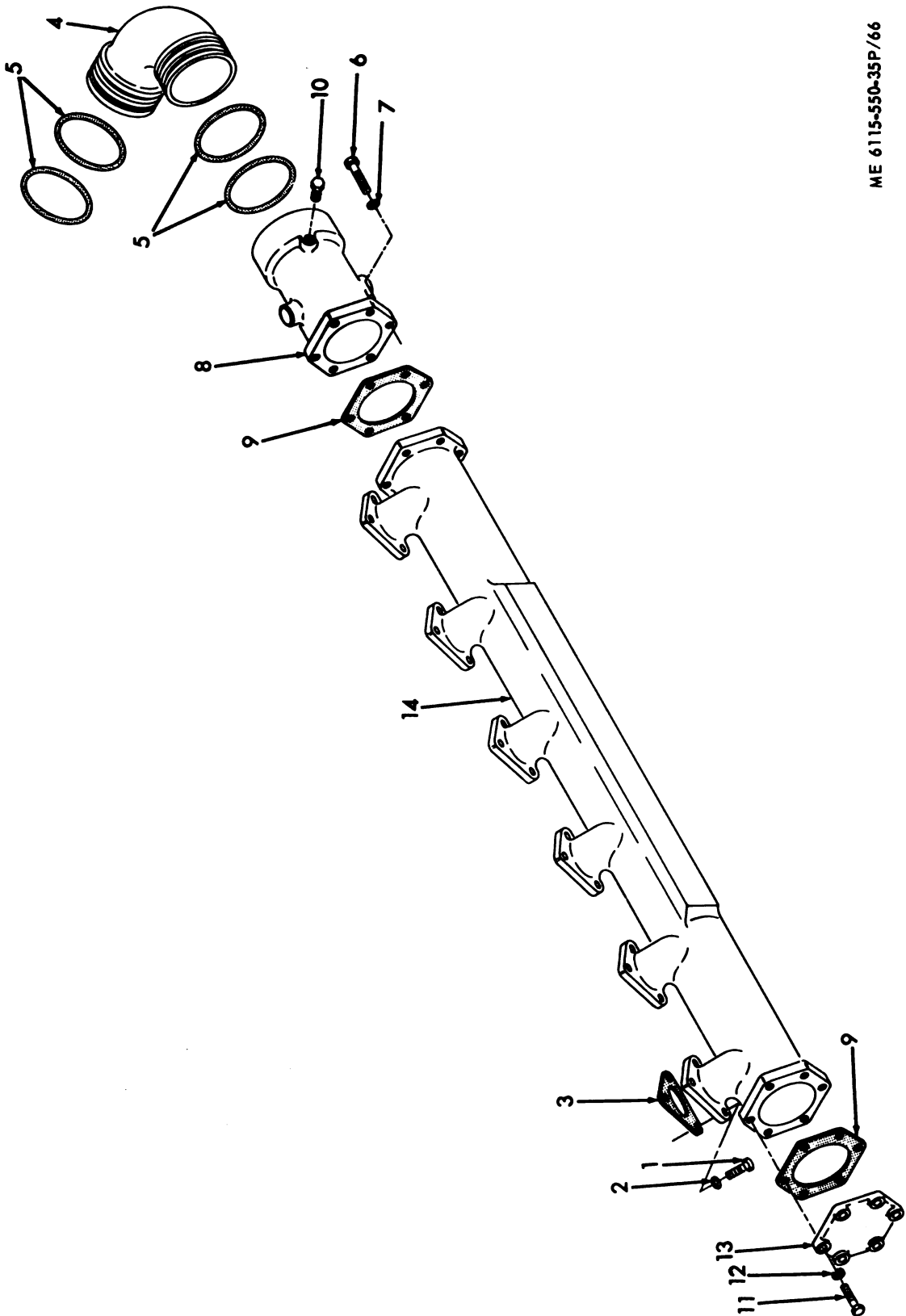
ME 6115-550-35P/66

Figure 66. Manifold Intake



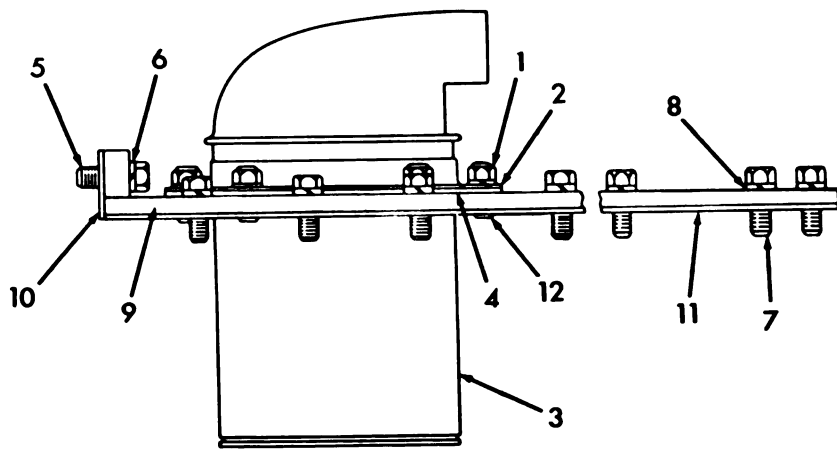
ME 6115-550-35P/65

Figure 65. Breather



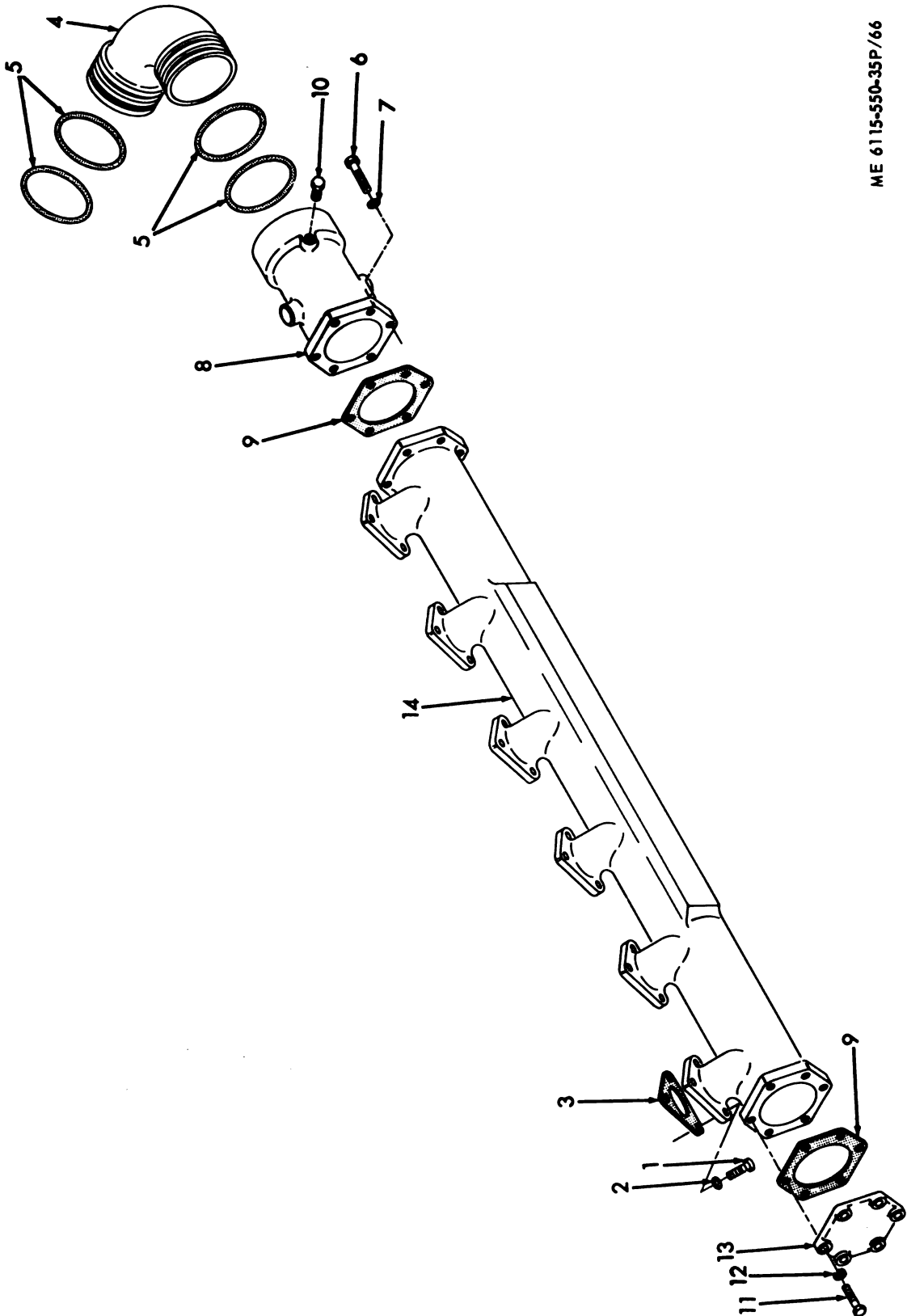
ME 6115-550-35P/66

Figure 66. Manifold Intake



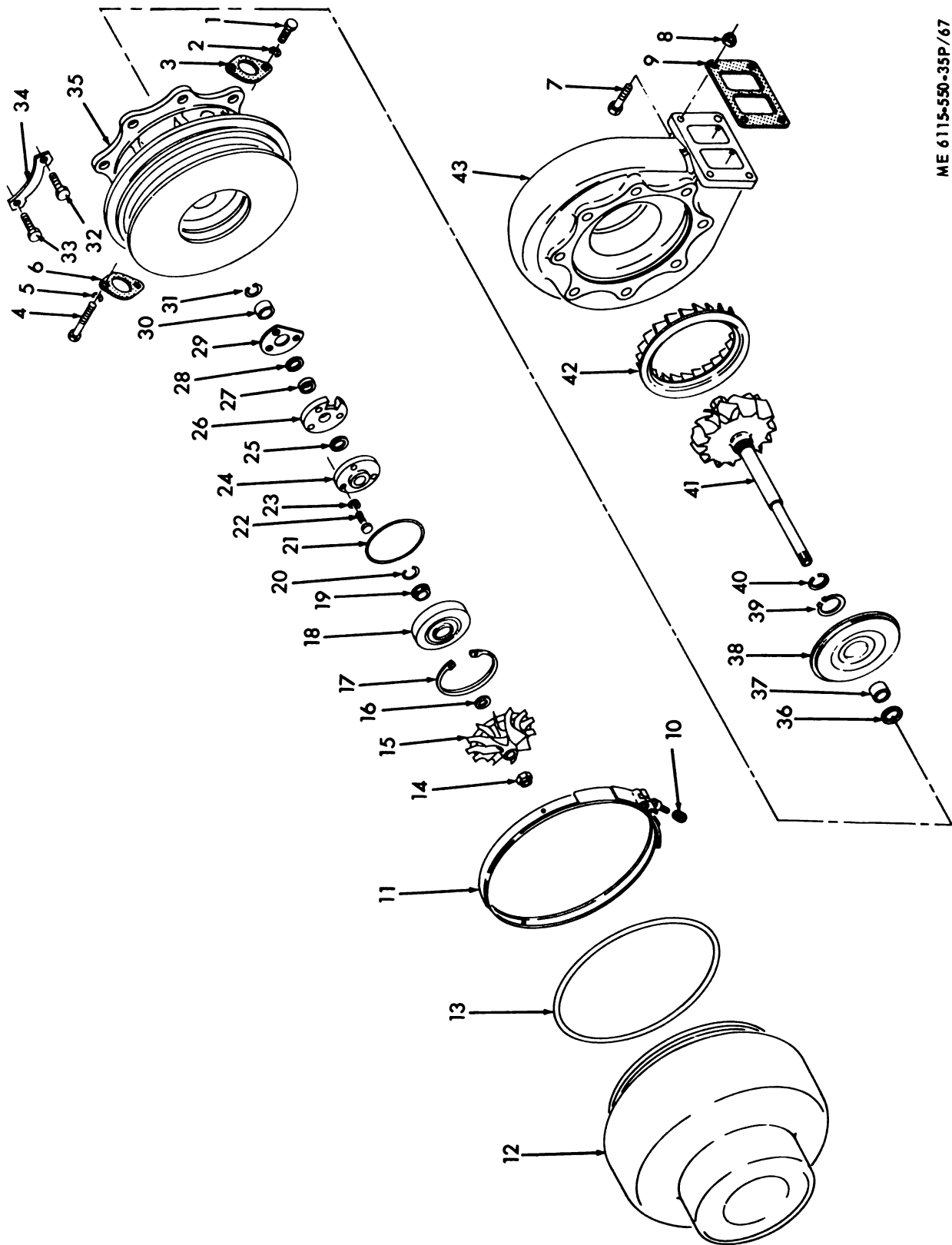
ME 6115-550-35P/65

Figure 65. Breather



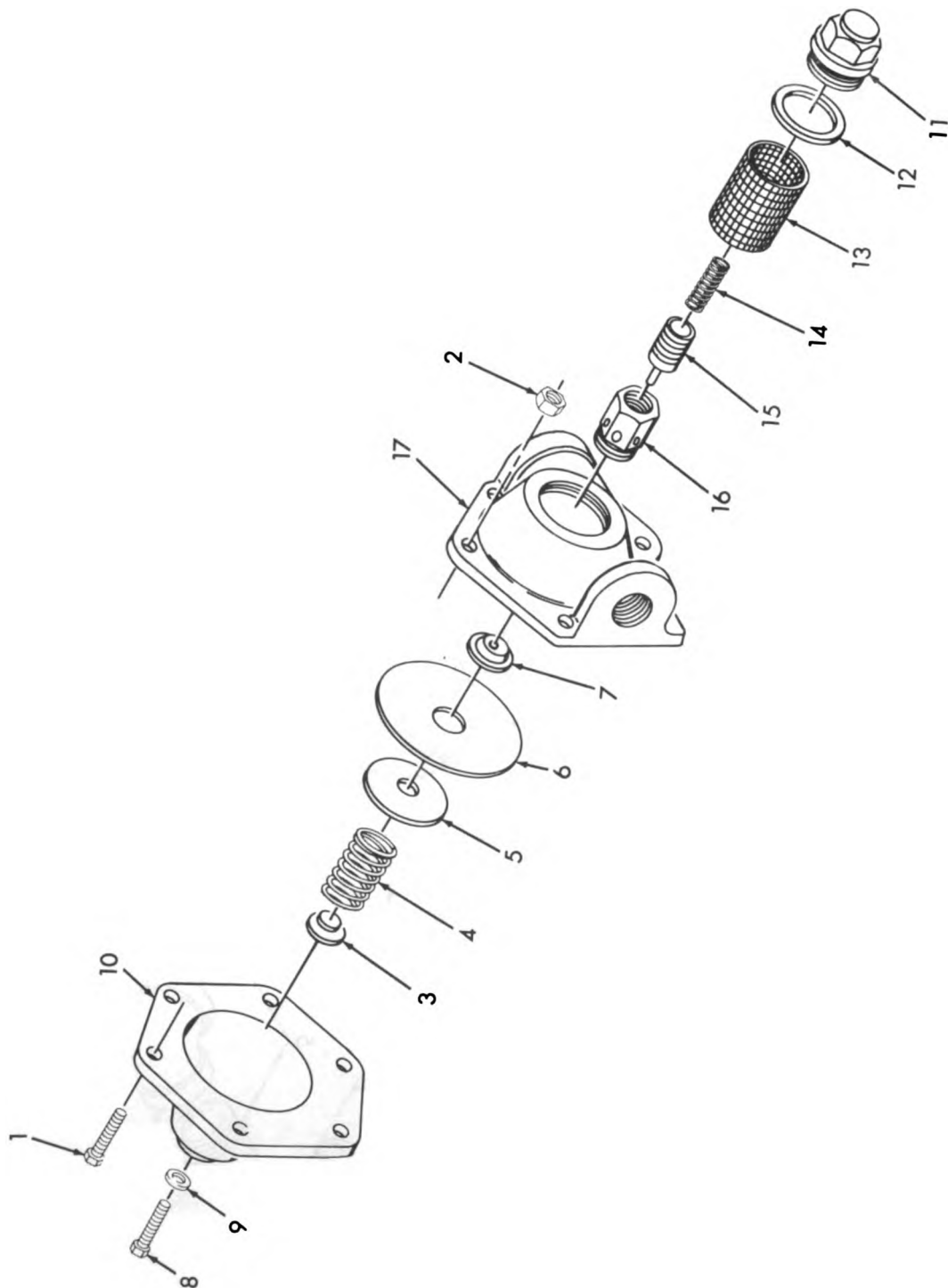
ME 6115-550-35P/66

Figure 66. Manifold Intake



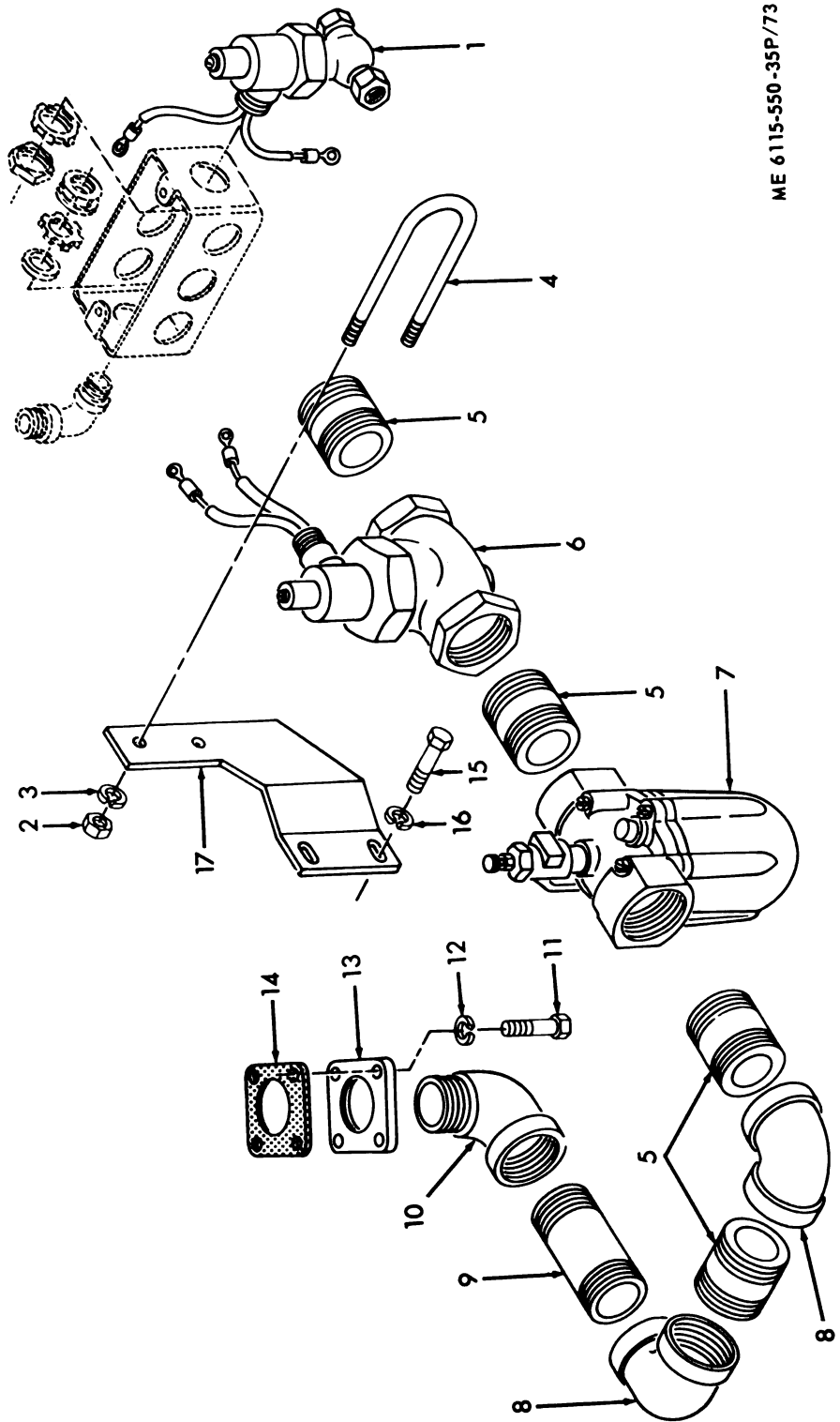
ME 6115-550-35P/67

Figure 67. Turbocharger



ME 6115-550-35P/72

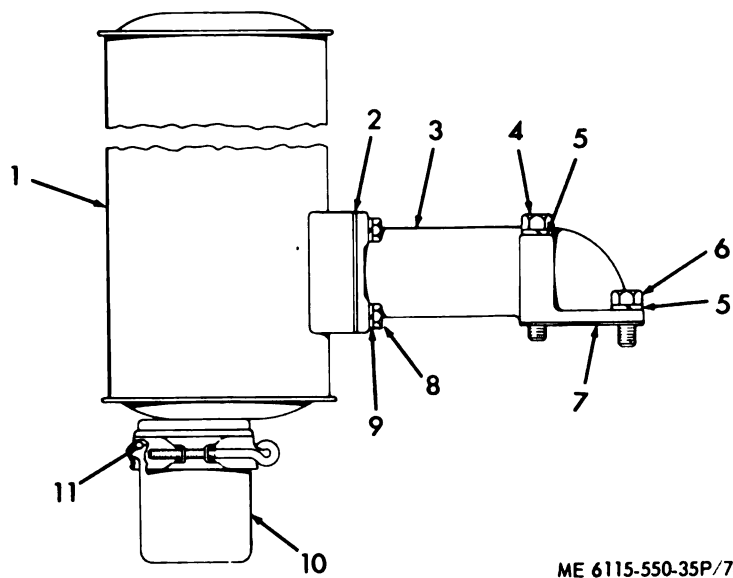
Figure 72. Regulator Valve



ME 6115-550-35P/73

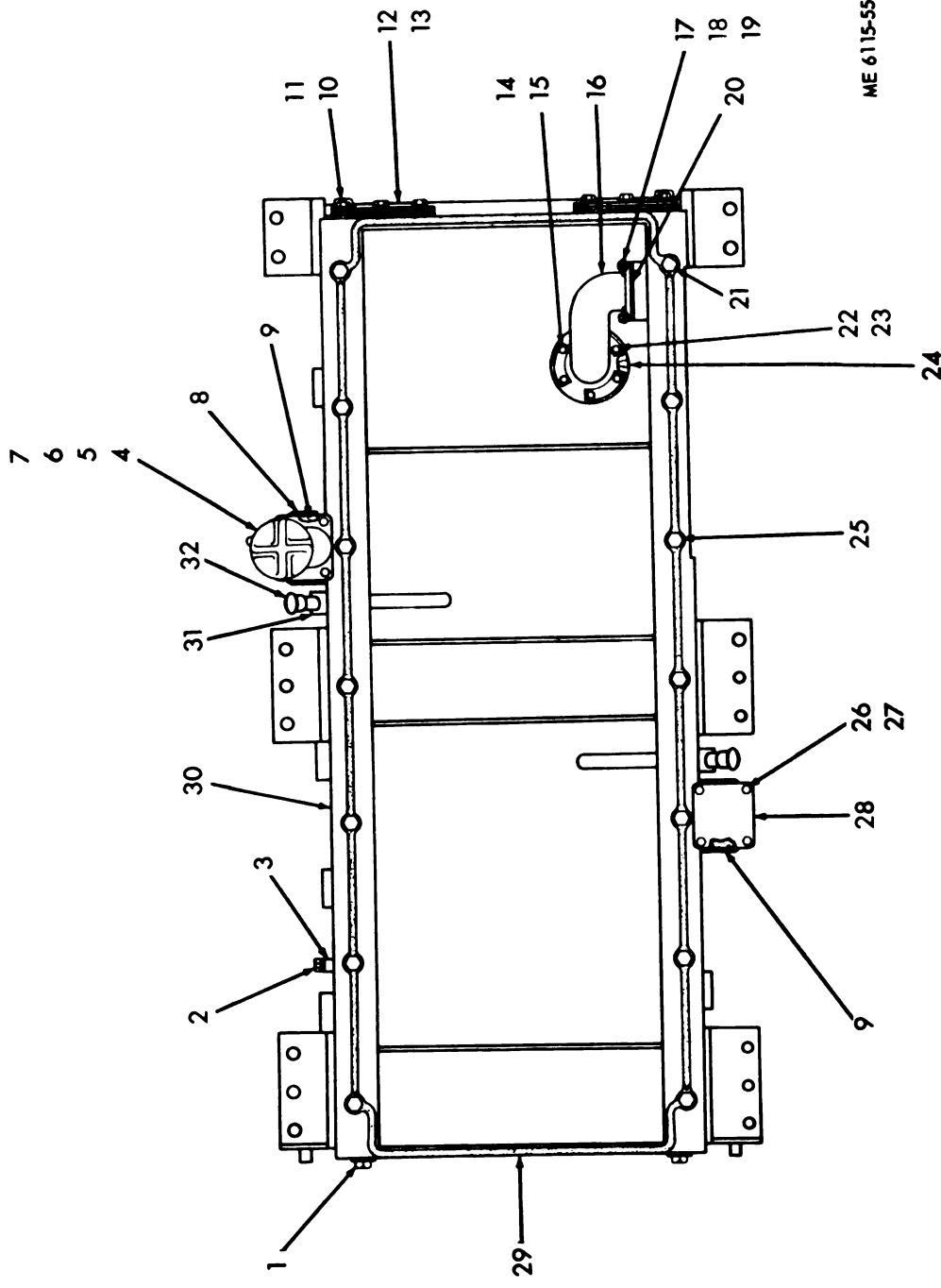
Figure 73. Lubricator





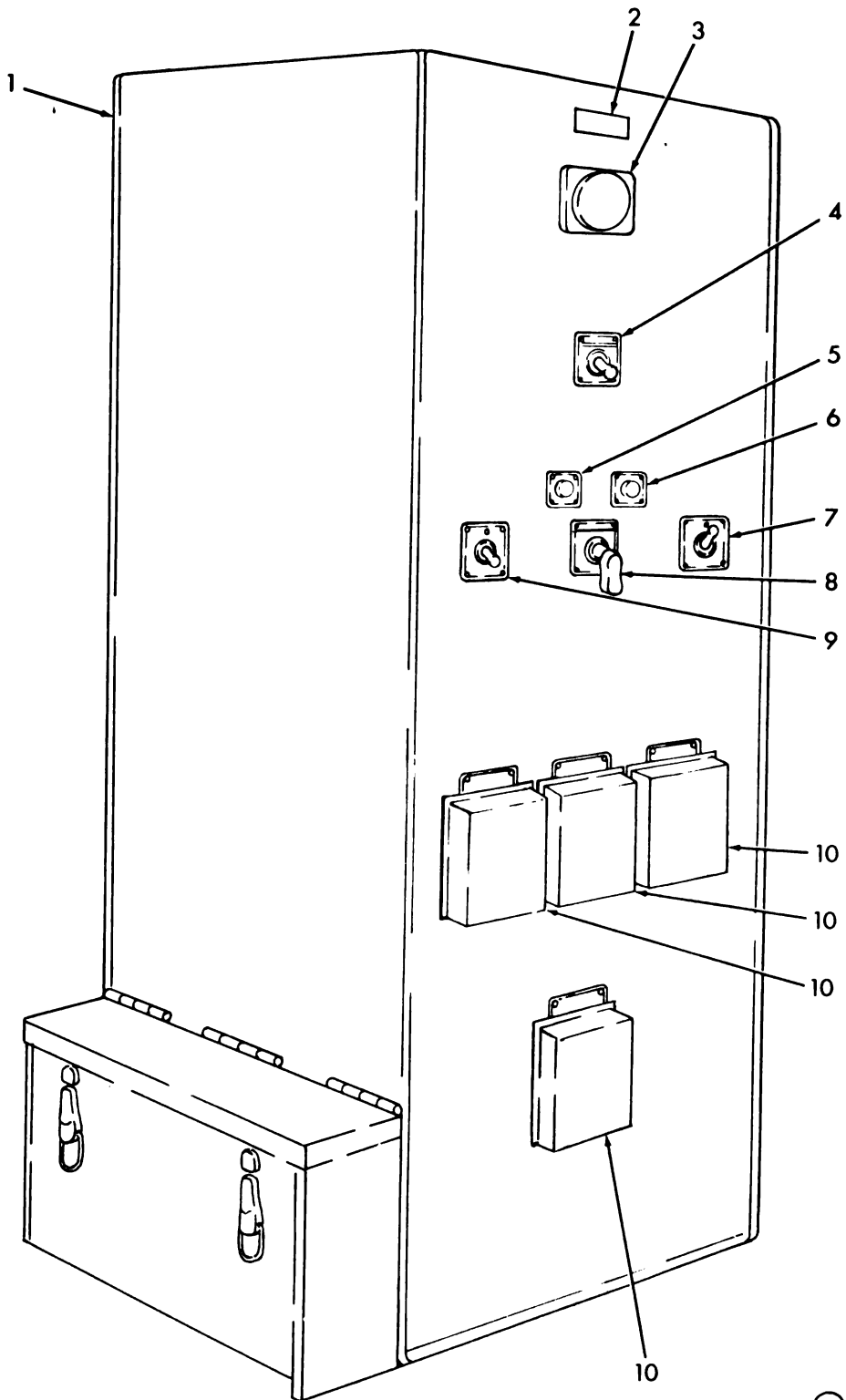
ME 6115-550-35P/74

Figure 74. Silencer



ME 6115-550-35P/79

Figure 79. Oil Pan



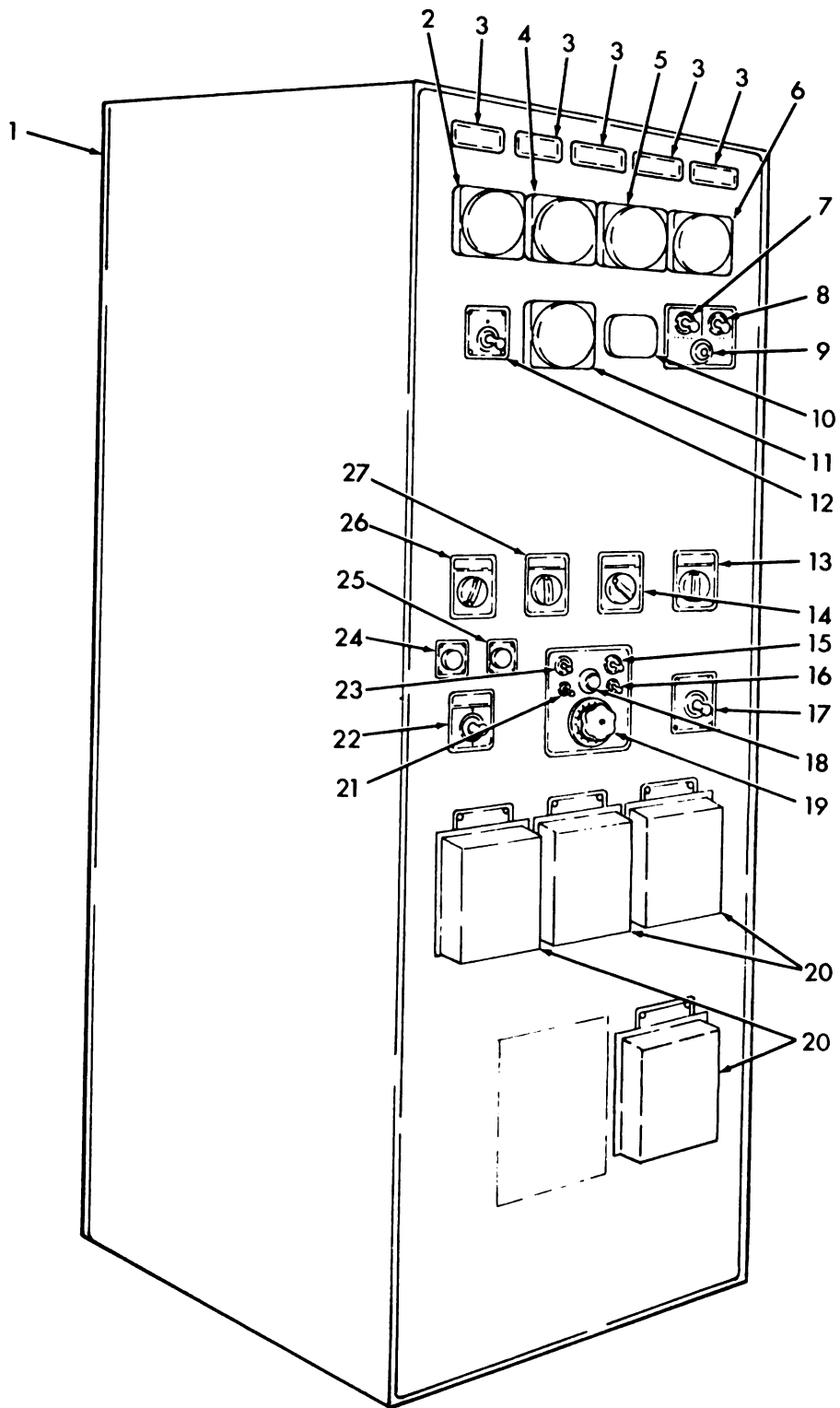
ME 6115-550-35P/84 (1)

Figure 84. Feeder Panel (1)



Figure 84. Feeder Panel (3)

ME 6115-550-35P/84 3



ME 6115-550-35P/85 (1)

Figure 85. Generator Panel (1)




Figure 85. Generator Panel (2)

ME 6115-550-35P/85 (2)


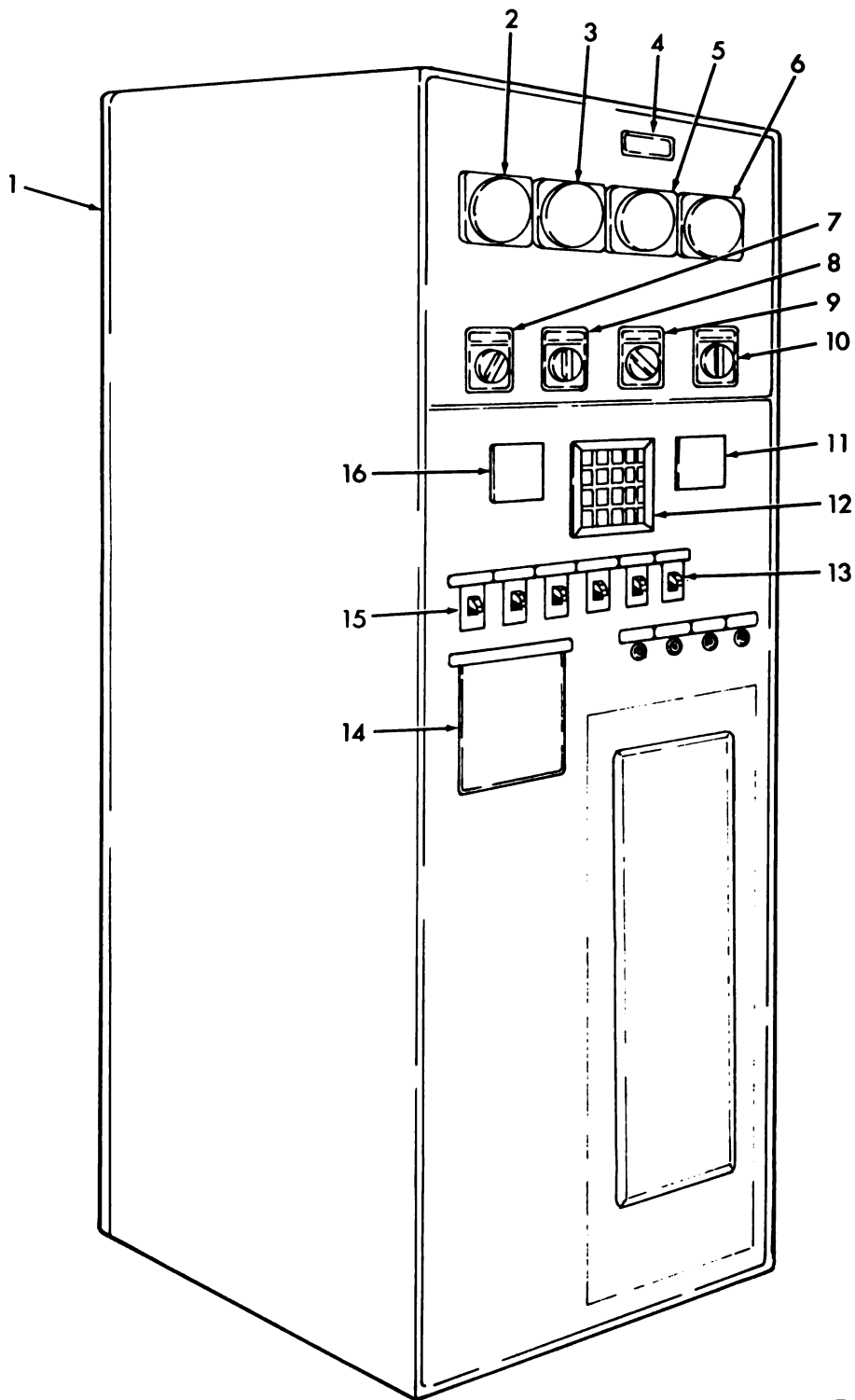


Figure 85. Generator Panel (3)



ME 6115-550-35P/86 ①

Figure 86. Auxiliary Panel (1)







Figure 86. Auxiliary Panel (2)



24

25

26

27

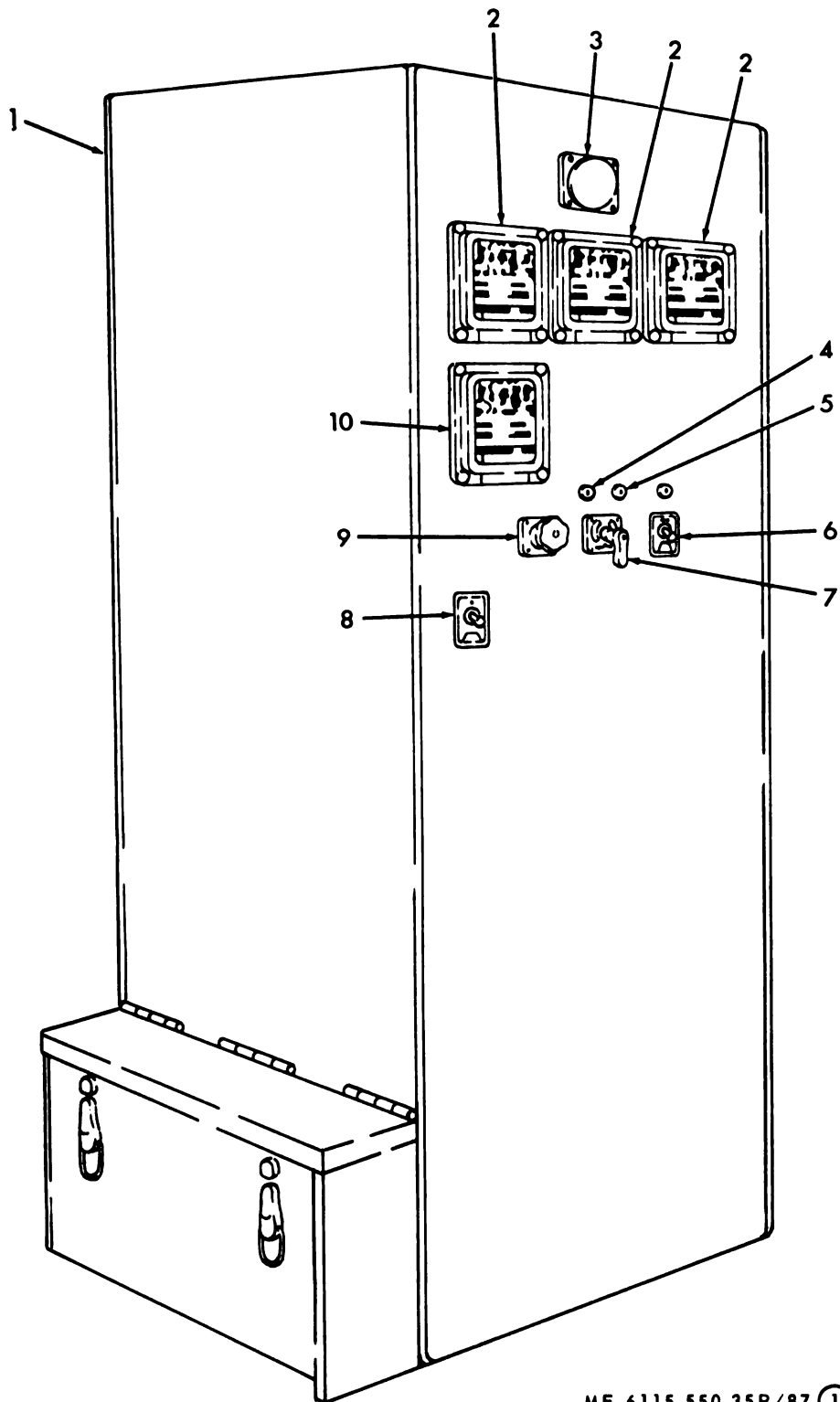
28

29

30

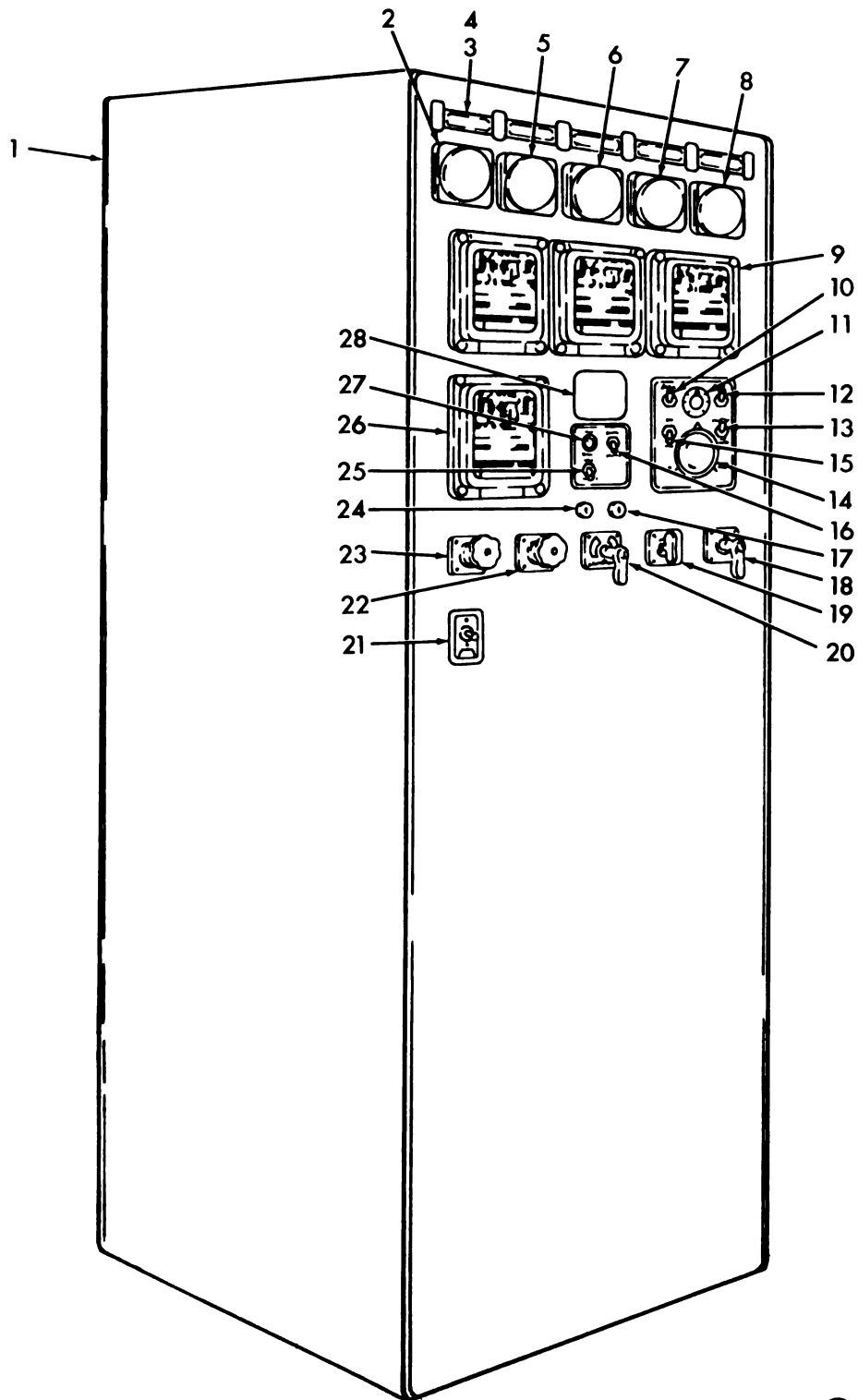
ME 6115-550-35P/86 (3)

Figure 86. Auxiliary Panel (3)



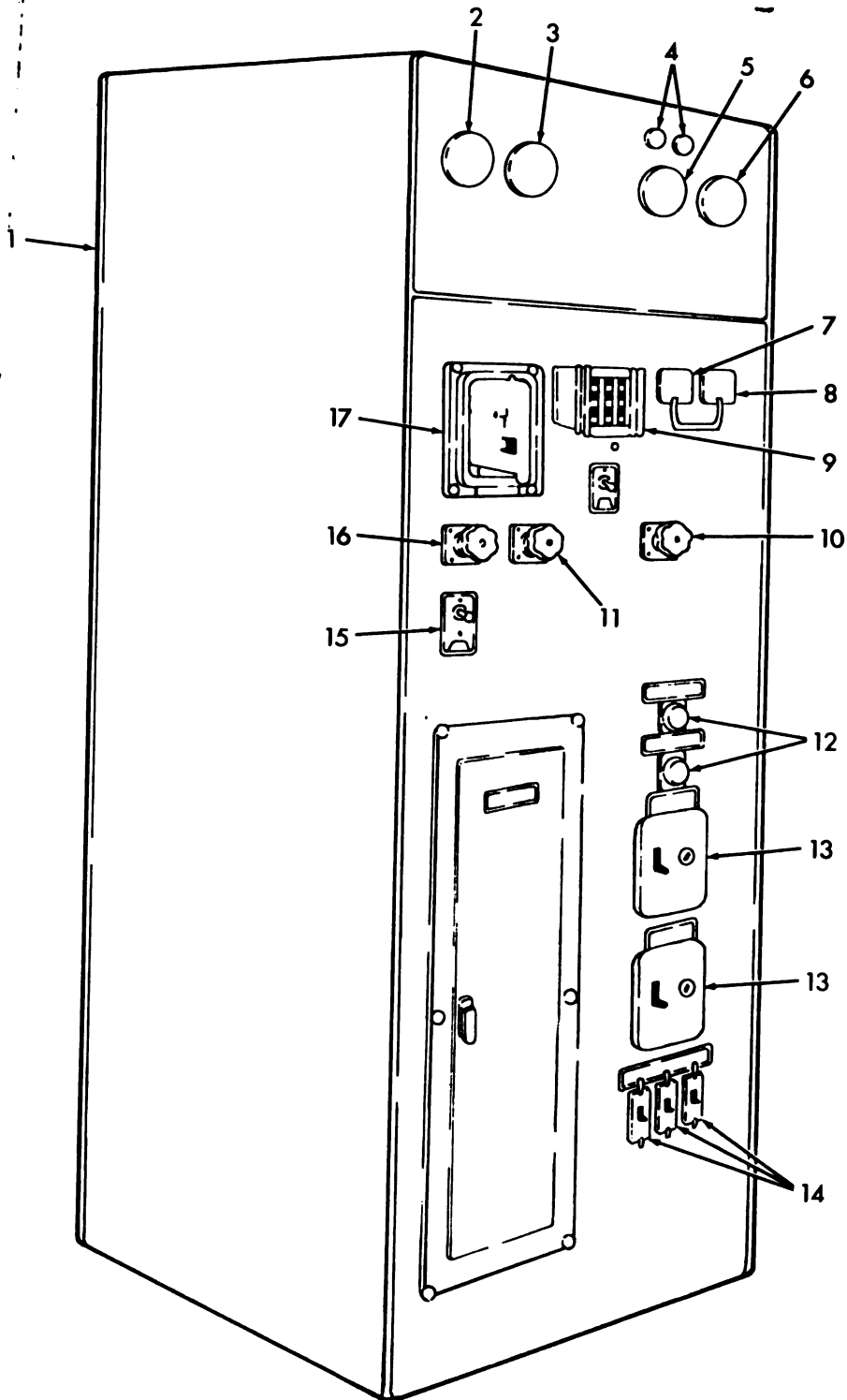
ME 6115-550-35P/87 ①

Figure 87. Feeder Panel (1)



ME 6115-550-35P/88 (1)

Figure 88. Generator Panel (1)



ME 6115-550-35P/89 (1)

Figure 89. Auxiliary Panel (1)




Figure 89. Auxiliary Panel (2)

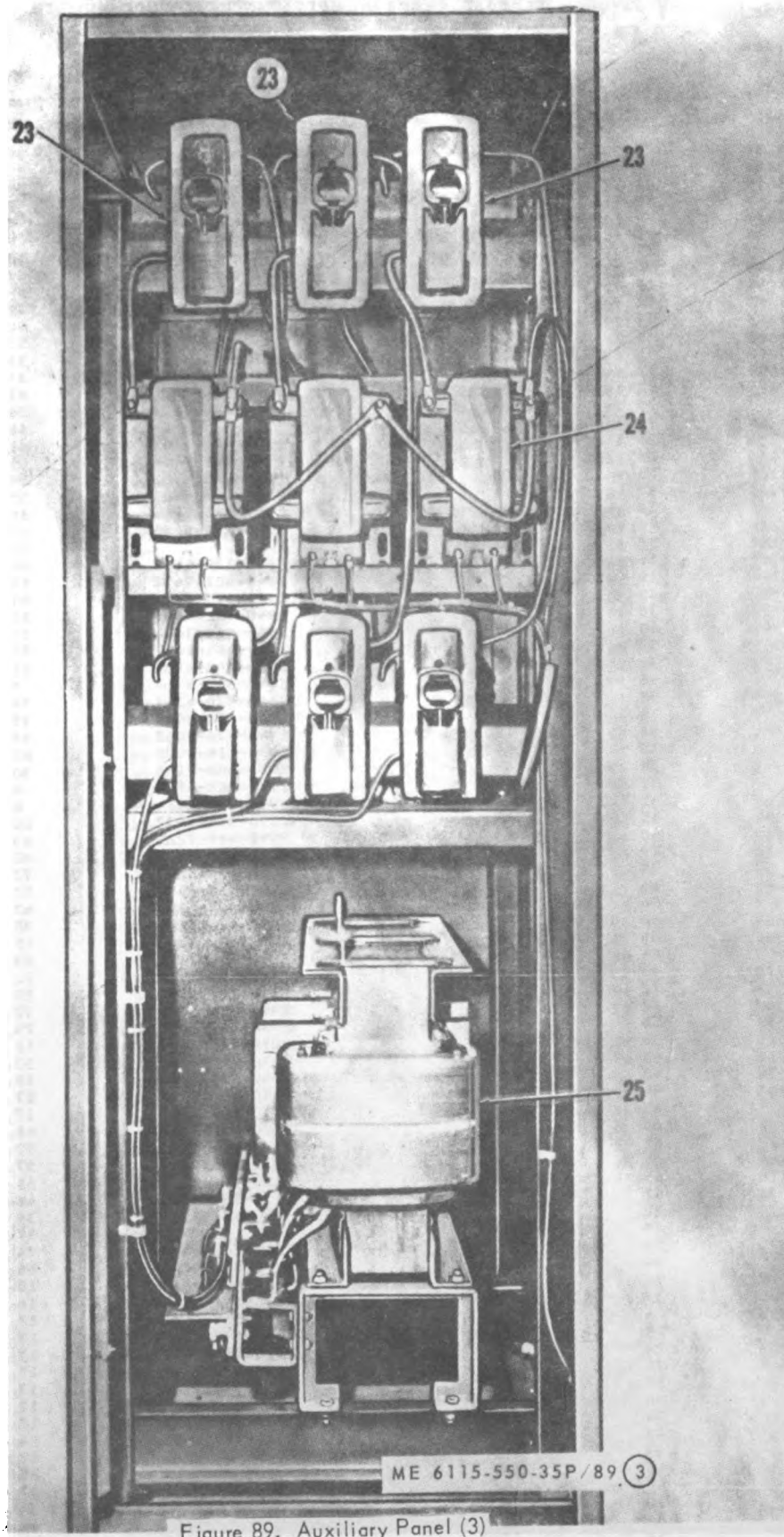


Figure 89. Auxiliary Panel (3)

ME 6115-550-35P/89 (3)



Section V. INDEX-FEDERAL STOCK NUMBER AND REFERENCE NUMBER  
CROSS-REFERENCE TO FIGURE AND ITEM NUMBER

STOCK NUMBER	FIGURE No.	ITEM No.	STOCK NUMBER	FIGURE No.	ITEM No.
2015-128-9743	37	19	2910-976-9111	34	31
2520-847-4389	50	13		35	21
2520-974-7169	38	17	2920-064-7811	8	2
2590-924-3521	46	2	2920-202-2485	8	3
2805-292-1519	5	4	2920-353-7730	8	5
2805-351-6460	5	19	2920-374-3777	8	1
2805-352-8201	23	10	2930-099-0912	33	17
2805-353-7696	6	3	2930-141-9303	31	3
2805-356-1055	11	3	2930-363-9439	54	22
2805-478-8211	11	5	2930-478-8816	31	
2805-663-4373	11	10	2930-593-1186	62	8
2815-012-0784	34	30	2930-843-3690	33	1
	35	20	2930-843-3854	33	24
2815-122-3950	79	9	2930-936-5292	33	20
2815-122-3951	37	25	2930-976-8988	61	47
	79	13	2930-976-9143	38	44
2815-122-9643	79	8		38	51
2815-122-9649	26	28	2930-976-9157	61	50
2815-122-9652	65	3	2930-976-9164	61	4
2815-122-9653	65	9	2940-128-9762	35	4
2815-122-9656	38	10	2940-128-9763	35	18
	38	24	2940-128-9765	35	15
	38	33	2940-130-5145	38	42
	38	58		38	50
2815-125-2535	26	12	2940-239-4892	35	12
2815-126-8247	79	29	2940-423-9497	38	36
2815-128-9740	38	12	2940-478-8381	51	5
2815-128-9741	38	60	2940-481-3645	51	16
2815-128-9742	38	5	2940-481-3646	51	13
2815-128-9746	38	47	2940-481-3647	51	15
2815-128-9747	38	47	2940-843-3864	51	6
2815-128-9748	38	31	2940-847-5366	5	8
2815-128-9749	38	30	2940-870-4347	38	16
2815-128-9750	38	34	2940-976-9013	35	17
2815-128-9751	38	18	2940-976-9043	35	9
2815-128-9752	38	54	2950-118-4993	62	5
2815-128-9753	38	43	2950-690-7126	50	19
2815-128-9754	37	15	2990-288-4728	6	2
2815-128-9755	37	16	2990-294-2434	6	1
2815-128-9759	38	25	2990-351-6937	10	4
2815-128-9803	38	13	2990-449-7221	63	
2815-352-7399	79	6	2990-450-6566	62	
2815-424-0391	79	5	2990-478-8268	72	15
2815-459-5970	66	13	2990-478-8339	72	16
2815-471-0153	66	4	2990-478-8382	63	15
2815-479-8870	66	8	2990-478-8815	30	2
2815-479-8873	66	14	2990-493-4250	10	6
2815-650-3156	43	2	2990-499-7126	63	5
	43	6	2990-689-5660	72	6
2815-707-2480	72	13	2990-708-3802	23	9
2815-715-7492	37	26	2990-786-6795	72	
2815-764-5559	38	29	2990-847-1168	73	14
2815-764-5598	38	28	3030-227-6671	12	12
2815-869-3100	63	6	3030-470-1284	33	10
2815-871-0770	63	4	3040-493-2706	33	13
2815-925-2357	44	1	3110-100-0731	17	46
2815-931-8048	67	6	3110-100-6155	17	23
2815-977-4563	65	4	3120-021-4055	46	18
2815-979-4514	61	45	3120-296-8106	57	6
2815-979-4813	65	10	3120-296-8107	57	7
2815-979-4874	65	11	3120-466-2007	63	16
2815-989-3295	67	3	3120-939-6689	46	17
2895-470-6675	22	4	3830-599-0936	34	29
2910-221-0221	5	22		37	18
2910-269-7125	3	3	3830-708-5759	74	11
2910-321-9489	34	46	3830-862-1140	46	20
2910-356-0715	74	10	4310-459-5968	20	
2910-362-8071	34	45	4310-491-0066	16	7
2910-370-9179	4	2	4310-550-7481	17	33
2910-424-3368	5	3	4310-597-1167	17	22
2910-478-8373	24	15	4310-885-7842	17	36
2910-489-2481	24	9	4310-895-7794	17	47
2910-493-2911	34	9	4310-895-7797	17	44
2910-493-7300	34	48	4310-896-0626	17	43
2910-493-7301	34	7	4310-896-0628	17	45
	43	1	4510-493-1854	24	12
2910-493-7302	43	15	4720-403-0824	61	20
2910-493-7303	43	14	4720-406-6659	25	1
2910-689-5668	40		4730-011-3176	37	27
2910-778-8648	10	3		38	19
2910-819-4276	34	27		61	51
2910-936-5310	34	37	4730-052-6325	26	8



Section V. INDEX-FEDERAL STOCK NUMBER AND REFERENCE NUMBER  
CROSS-REFERENCE TO FIGURE AND ITEM NUMBER

STOCK NUMBER	FIGURE No.	ITEM No.	STOCK NUMBER	FIGURE No.	ITEM No.
4730-117-0056	34	3	5305-011-7285	11	13
	43	3	5305-017-9841	12	4
4730-121-0237	61	33	5305-261-1891	50	10
4730-122-3969	37	30	5305-273-9308	61	24
4730-125-7881	73	13	5305-423-9003	34	38
4730-125-7882	73	9		38	14
4730-126-8241	23	7		54	39
	73	8		61	42
4730-126-8243	73	10	5305-429-2297	34	19
4730-126-8246	38	9		34	43
4730-128-0162	37	28		45	5
4730-128-0182	73	5		64	3
4730-128-7216	38	57	5305-708-3823	46	12
4730-128-9745	61	52	5305-724-7220	33	25
4730-132-0497	38	21	5305-874-9807	17	18
4730-132-0498	37	17	5306-010-0121	12	10
4730-187-7597	34	11	5306-010-9216	23	18
4730-187-7598	25	7	5306-125-7895	73	4
4730-192-9451	23	2	5306-206-4387	33	14
4730-193-7080	26	3		33	21
4730-196-1472	24	14		53	6
4730-196-1505	26	6	5306-226-4828	54	27
	26	29	5306-239-4301	66	1
4730-196-1551	26	9	5306-240-0799	54	29
4730-196-1556	26	18	5306-260-4506	38	41
4730-196-1557	26	21		61	37
4730-203-2866	62	1		63	18
	62	3		64	1
4730-203-3480	34	14		67	4
4730-222-1839	34	12	5306-260-4508	25	8
4730-248-9354	25	2		33	2
	26	1		33	6
4730-249-2033	26	19		34	32
4730-256-4305	43	11		45	8
4730-257-5028	25	6		51	10
	26	15		61	21
4730-263-3122	35	19		73	15
4730-263-3124	24	5	5306-261-1153	45	1
4730-278-0018	26	27		54	16
4730-278-0189	25	5	5306-263-7301	52	1
	26	22		79	10
4730-278-0193	43	5	5306-263-7675	30	4
4730-278-3410	23	5	5306-263-7700	24	3
4730-278-4237	26	17	5306-263-8951	45	9
4730-278-4596	61	13	5306-263-8978	37	5
4730-278-6021	26	5		73	11
4730-287-1611	26	13	5306-273-6357	37	1
4730-287-3279	37	29	5306-285-1368	38	37
	50	18	5306-285-1385	64	4
	66	10	5306-423-8069	29	4
4730-288-7108	26	20	5306-423-8117	37	13
4730-288-9923	34	13		40	1
4730-289-4124	34	1	5306-423-8194	37	9
4730-374-8138	34	5		37	11
4730-401-8167	50	6		38	1
4730-406-6575	61	14		38	6
4730-470-9861	34	10		38	22
4730-471-0133	50	2		38	26
4730-471-0147	61	27		38	55
4730-493-1928	61	44		43	19
4730-580-8682	26	10		51	1
4730-618-5440	35	3		54	25
	79	2		61	1
4730-722-1052	23	11		61	16
4730-780-9312	26	2		65	7
4730-846-2641	61	30		67	1
4730-846-2653	50	4	5306-423-8357	54	12
4730-871-1288	62	6	5306-423-8407	45	10
4730-913-3954	26	14	5306-423-8784	54	46
4730-924-7886	51	17	5306-424-0351	33	18
4730-931-8537	61	32	5306-425-0469	26	26
4730-936-3138	61	41	5306-425-0604	23	13
4730-936-3143	61	3	5306-426-2922	35	5
4730-936-3144	61	46	5306-426-2932	61	48
4730-945-6849	26	23	5306-426-3315	53	3
4730-990-0309	23	6		57	1
	23	8	5306-637-4956	34	16
4820-196-1615	23	4		37	22
4820-224-7482	72	5		38	49
4820-489-2169	72	3		51	7
4820-780-8369	26	7		61	5
4930-128-9767	73	7		61	9

**Section V. INDEX-FEDERAL STOCK NUMBER AND REFERENCE NUMBER  
CROSS-REFERENCE TO FIGURE AND ITEM NUMBER**

<u>STOCK NUMBER</u>	<u>FIGURE No.</u>	<u>ITEM No.</u>	<u>STOCK NUMBER</u>	<u>FIGURE No.</u>	<u>ITEM No.</u>
5306-637-4956	61	34	5310-514-6849	63	19
	65	5		64	2
	66	6		65	2
	66	11		65	6
	79	26		65	9
5306-698-2150	38	35		66	7
5306-809-7134	37	20		67	2
5306-814-8960	37	8		67	5
5310-010-3320	12	9		73	3
	45	11		73	16
	53	2		79	11
	54	13		79	27
	57	2	5310-514-8852	54	18
5310-010-3323	23	17		63	2
	33	15	5310-584-6162	79	3
	35	6	5310-685-1429	33	16
	37	2		33	23
	37	4	5310-725-7382	65	1
	37	7	5310-813-9755	11	2
	37	14	5310-846-9213	29	2
	37	21	5310-852-8460	53	1
	43	9		54	34
	53	7	5310-894-5145	23	15
	73	12		24	10
5310-010-3325	33	27		26	24
5310-010-3326	24	2		54	40
5310-010-3345	33	26	5310-930-7014	33	22
5310-011-5549	66	12		34	21
5310-011-7062	33	4		34	41
	33	8		51	3
	34	40	5315-010-3384	43	12
	73	2	5315-014-2953	46	10
5310-012-0389	23	16	5315-195-5680	54	23
5310-171-4122	34	47	5315-234-1650	63	9
5310-261-7340	12	5	5315-281-7988	17	52
5310-266-6389	30	1	5315-479-2832	63	14
	30	3	5315-479-2833	63	13
	33	28	5315-479-2834	46	14
5310-275-0327	24	1	5315-492-6022	63	11
	29	1	5315-619-2962	43	13
5310-275-1329	53	5	5315-816-6777	12	16
5310-400-2512	24	4	5330-074-3590	50	14
5310-479-0592	54	17	5330-074-3591	50	17
5310-514-6841	34	20	5330-171-7596	5	14
5310-514-6849	24	11	5330-194-1681	34	23
	26	25	5330-202-4340	79	7
	33	3	5330-239-4301	66	3
	33	7	5330-239-7654	66	5
	34	17	5330-285-1332	46	16
	34	33	5330-298-0770	11	8
	34	39	5330-424-3384	11	4
	34	42	5330-450-6609	66	9
	35	2	5330-460-3857	54	14
	37	10	5330-460-3858	54	24
	37	12	5330-479-2843	61	11
	37	23	5330-479-2848	34	35
	38	2	5330-479-2852	61	36
	38	7	5330-479-2853	45	7
	38	15	5330-493-1873	34	44
	38	23	5330-493-1874	34	26
	38	27	5330-493-1875	43	21
	38	39	5330-807-1293	17	21
	38	56	5330-828-9787	38	48
	40	2	5330-835-1189	51	14
	43	20	5330-869-6562	61	8
	45	6	5330-869-6566	61	19
	50	11	5330-869-6574	38	3
	51	2		38	4
	51	8		38	8
	51	11		38	32
	52	2		38	59
	54	26		61	15
	61	2	5330-869-6754	38	11
	61	6	5330-942-5114	38	45
	61	10		38	52
	61	17	5330-945-1029	46	3
	61	22	5330-945-1929	46	6
	61	25	5340-118-3012	51	4
	61	35	5340-125-2586	38	38
	61	38	5340-351-2450	51	9
	61	43	5340-356-7825	51	12
	61	49	5340-455-2790	46	15

Section **V. INDEX-FEDERAL STOCK NUMBER AND REFERENCE NUMBER**  
**CROSS-REFERENCE TO FIGURE AND ITEM NUMBER**

<u>STOCK NUMBER</u>	<u>FIGURE No.</u>	<u>ITEM No.</u>	<u>STOCK NUMBER</u>	<u>FIGURE No.</u>	<u>ITEM No.</u>
5340-465-5167	34	36	6625-057-2648	88	7
5340-465-5168	34	25	6625-112-2415	88	6
5340-584-2314	38	46	6625-181-2520	85	2
	38	53		86	6
5340-822-7574	50	16	6625-420-8622	89	2
5360-402-5290	72	7	6625-420-9625	89	7
5360-450-9135	72	4	6625-420-8626	89	3
5360-460-2194	72	14	6625-435-2338	88	8
5905-097-8412	88	11		89	6
5910-097-8411	88	16	6625-442-5717	89	17
5910-974-3888	7	18	6625-45J-3492	86	3
5920-022-8406	89	22	6625-648-9123	85	5
5920-406-4676	86	28	6625-740-2126	85	6
5920-406-4677	27	10	6625-806-7465	85	4
5920-406-9079	86	24	6625-952-6686	86	2
5920-548-3125	86	17	6625-969-6145	84	3
5920-865-3386	84	13	6645-618-9496	88	28
	85	30	6645-656-5006	46	5
5930-023-7173	85	23	6645-673-0338	46	8
	88	10	6645-833-7822	46	
5930-097-8413	88	27	6645-974-6303	85	10
5930-101-6839	87	9	6680-365-5325	57	4
	88	23	6680-400-7010	46	4
5930-101-6840	87	7	6680-450-6574	46	19
5930-101-6843	89	10	6680-450-6575	45	3
	89	16	6680-450-6576	46	7
5930-101-6845	88	18	6680-450-6577	46	11
5930-399-0713	89	12	6680-495-5841	24	6
5930-492-8322	86	7	6680-730-4372	57	
5930-549-0206	27	11	6685-460-6204	27	5
	27	12	6685-493-8394	27	14
5930-655-1514	84	9	6685-574-3320	27	13
	85	12	6685-828-5679	27	2
	86	8		27	3
	87	8	6685-866-1901	17	24

Section V. INDEX-FEDERAL STOCK NUMBER AND REFERENCE NUMBER  
CROSS-REFERENCE TO FIGURE AND ITEM NUMBER

REFERENCE No.	MFG CODE	FIG No.	ITEM No.	REFERENCE No.	MFG CODE	FIG No.	ITEM No.
AC3X4-3X4FPTSET280	15187	23	4	S1585	11083	33	14
BJP2	23826	85	9		11083	33	21
BZE6-2RQ	91929	85	38		11083	53	6
B16-2PD207F158F819	10983	85	13		11083	66	1
B16-2PD208F221PRG2	10983	85	22	S1587	11083	37	5
B16A004EF154PRGO01	10983	86	10		11083	73	11
B16A005E21Z414PRGO	10983	86	7	S1588	11083	34	16
B16A048EF242F81GO	10983	84	4		11083	37	22
B16A048EF242F811GO	10983	85	27		11083	38	49
B16A215EF150PRGU01	10983	85	14		11083	51	7
B168008E2FY007PRGO	10983	85	26		11083	61	5
B168252E21Z415PRGO	10983	86	9		11083	61	9
B162PD208F221PRG21	10983	84	8		11083	61	34
B226485	67049	33	13		11083	65	5
B85885	78225	31	3		11083	66	6
B90S	24161	33	10		11083	66	11
CR101X10	02295	89	13		11083	79	26
CR101Y	02295	89	14	S1591	11083	38	41
CR2940UA202C	03497	27	11		11083	61	37
	03497	27	12		11083	63	18
CR2940UB202B	24446	89	12		11083	64	1
CR2940U200W	03497	88	27		11083	67	4
C226480	67049	33	29	S1594	11083	25	8
C226951	67049	33	5		11083	33	2
C226952	67049	31	8		11083	33	6
DSM53701X28G102B2F	03486	86	14		11083	34	32
FAX16-0-1200F	01518	27	5		11083	45	8
FRN20	71400	84	13		11083	51	10
	71400	85	30		11083	61	21
GG18	19804	24	9		11083	73	15
IA2029	11083	51	1	S1595	11083	37	13
ID4706	11083	50	10	S1615	11083	45	1
ID4716	11083	53	1		11083	54	16
JR41SR161-2IN	27113	24	6	S1618	11083	54	29
KH900-125	06859	86	12	S1619	11083	61	48
K241-2918199A10	03486	86	3	S509	11083	61	24
LH80-1	81349	27	6	030112	66503	55	34
	81349	27	7	1A1460	11083	37	1
	81349	84	5	1A2029	11083	37	9
	81349	84	6		11083	37	11
	81349	85	24		11083	38	1
	81349	85	25		11083	38	6
L1143	11083	38	37		11083	38	22
	11083	64	4		11083	38	26
L1178	11083	29	4		11083	38	55
L1351	11083	52	1		11083	40	1
	11083	79	10		11083	43	19
L2070	11083	38	35		11083	54	25
L5	72100	27	13		11083	61	1
ML2	75346	86	4		11083	61	16
	75348	88	3		11083	65	7
MODEL JJ300	70642	73	1		11083	67	1
MODEL JJ800	70642	73	6	1A9109	11083	45	2
MODEL WR20	82386	27	4	184203	11083	65	1
MODEL325	49576	16		184330	11083	54	17
MODEL850	82239	89	7	185174	11083	37	30
MS20066-233	96906	12	16	187182	11083	54	12
MS35038-29	96906	88	16	189575	11083	53	3
MS35058-22	96906	87	8		11083	57	1
	96906	88	21	104539	11083	45	10
	96906	89	15	104716	11083	54	34
MS35058-26	96906	88	25	104717	11083	24	10
MS35058-29	96906	87	6		11083	33	4
MS35058-30	96906	88	15		11083	33	8
MS35059-22	96906	27	8		11083	34	40
	96906	84	7		11083	54	40
	96906	85	16		11083	73	2
	96906	88	13	104719	11083	33	16
MS35059-23	5605	27	9		11083	33	23
	96906	85	15	105117	11083	37	3
	96906	88	12		11083	37	6
MS35671-18	96906	46	10	1F3981	11083	61	40
MWC137D	67049	31		1F6068	11083	38	20
NC3Y	54641	26	12		11083	50	4
NON10	71400	86	17	1F7178	11083	79	3
PLP22963	08645	11	2	1M1363	11083	50	9
R400-5-1	77844	24	12	1M3933	11083	34	48
S1571	11083	34	19	1M9568	11083	72	8
	11083	34	43	1M9569	11083	72	3
	11083	45	5	1M9570	11083	72	10
	11083	64	3	1M9572	11083	72	5
S1573	11083	35	5	1M9573	11083	72	6

Section V. INDEX-FEDERAL STOCK NUMBER AND REFERENCE NUMBER  
 CROSS-REFERENCE TO FIGURE AND ITEM NUMBER

REFERENCE No.	FIG CODE	FIG No.	ITEM No.	DESCRIPTION	FIG CODE	FIG No.	ITEM No.
149574	11083	72	7				
149575	11083	72	8				
149576	11083	72	9				
149577	11083	72	10				
149578	11083	72	11				
149580	11083	72	12				
149581	11083	72	13				
146384	11083	72	14				
146473	11083	43	15				
146708	11083	35	16				
146846	11083	43	17				
141110	11083	57	18				
142772	11083	42	19				
142773	11083	72	20				
146757	11083	72	21				
146758	11083	72	22				
146759	11083	72	23				
146760	11083	72	24				
146761	11083	72	25				
146762	11083	72	26				
146763	11083	72	27				
146764	11083	72	28				
146765	11083	72	29				
146766	11083	72	30				
146767	11083	72	31				
146768	11083	72	32				
146769	11083	72	33				
146770	11083	72	34				
146771	11083	72	35				
146772	11083	72	36				
146773	11083	72	37				
146774	11083	72	38				
146775	11083	72	39				
146776	11083	72	40				
146777	11083	72	41				
146778	11083	72	42				
146779	11083	72	43				
146780	11083	72	44				
146781	11083	72	45				
146782	11083	72	46				
146783	11083	72	47				
146784	11083	72	48				
146785	11083	72	49				
146786	11083	72	50				
146787	11083	72	51				
146788	11083	72	52				
146789	11083	72	53				
146790	11083	72	54				
146791	11083	72	55				
146792	11083	72	56				
146793	11083	72	57				
146794	11083	72	58				
146795	11083	72	59				
146796	11083	72	60				
146797	11083	72	61				
146798	11083	72	62				
146799	11083	72	63				
146800	11083	72	64				
146801	11083	72	65				
146802	11083	72	66				
146803	11083	72	67				
146804	11083	72	68				
146805	11083	72	69				
146806	11083	72	70				
146807	11083	72	71				
146808	11083	72	72				
146809	11083	72	73				
146810	11083	72	74				
146811	11083	72	75				
146812	11083	72	76				
146813	11083	72	77				
146814	11083	72	78				
146815	11083	72	79				
146816	11083	72	80				
146817	11083	72	81				
146818	11083	72	82				
146819	11083	72	83				
146820	11083	72	84				
146821	11083	72	85				
146822	11083	72	86				
146823	11083	72	87				
146824	11083	72	88				
146825	11083	72	89				
146826	11083	72	90				
146827	11083	72	91				
146828	11083	72	92				
146829	11083	72	93				
146830	11083	72	94				
146831	11083	72	95				
146832	11083	72	96				
146833	11083	72	97				
146834	11083	72	98				
146835	11083	72	99				
146836	11083	72	100				
146837	11083	72	101				
146838	11083	72	102				
146839	11083	72	103				
146840	11083	72	104				
146841	11083	72	105				
146842	11083	72	106				
146843	11083	72	107				
146844	11083	72	108				
146845	11083	72	109				
146846	11083	72	110				
146847	11083	72	111				
146848	11083	72	112				
146849	11083	72	113				
146850	11083	72	114				
146851	11083	72	115				
146852	11083	72	116				
146853	11083	72	117				
146854	11083	72	118				
146855	11083	72	119				
146856	11083	72	120				
146857	11083	72	121				
146858	11083	72	122				
146859	11083	72	123				
146860	11083	72	124				
146861	11083	72	125				
146862	11083	72	126				
146863	11083	72	127				
146864	11083	72	128				
146865	11083	72	129				
146866	11083	72	130				
146867	11083	72	131				
146868	11083	72	132				
146869	11083	72	133				
146870	11083	72	134				
146871	11083	72	135				
146872	11083	72	136				
146873	11083	72	137				
146874	11083	72	138				
146875	11083	72	139				
146876	11083	72	140				
146877	11083	72	141				
146878	11083	72	142				
146879	11083	72	143				
146880	11083	72	144				
146881	11083	72	145				
146882	11083	72	146				
146883	11083	72	147				
146884	11083	72	148				
146885	11083	72	149				
146886	11083	72	150				
146887	11083	72	151				
146888	11083	72	152				
146889	11083	72	153				
146890	11083	72	154				
146891	11083	72	155				
146892	11083	72	156				
146893	11083	72	157				
146894	11083	72	158				
146895	11083	72	159				
146896	11083	72	160				
146897	11083	72	161				
146898	11083	72	162				
146899	11083	72	163				
146900	11083	72	164				
146901	11083	72	165				
146902	11083	72	166				
146903	11083	72	167				
146904	11083	72	168				
146905	11083	72	169				
146906	11083	72	170				
146907	11083	72	171				
146908	11083	72	172				
146909	11083	72	173				
146910	11083	72	174				
146911	11083	72	175				
146912	11083	72	176				
146913	11083	72	177				
146914	11083	72	178				
146915	11083	72	179				
146916	11083	72	180				
146917	11083	72	181				
146918	11083	72	182				
146919	11083	72	183				
146920	11083	72	184				
146921	11083	72	185				
146922	11083	72	186				
146923	11083	72	187				
146924	11083	72	188				
146925	11083	72	189				
146926	11083	72	190				
146927	11083	72	191				
146928	11083	72	192				
146929	11083	72	193				
146930	11083	72	194				
146931	11083	72	195				
146932	11083	72	196				
146933	11083	72	197				
146934	11083	72	198				
146935	11083	72	199				
146936	11083	72	200				

Section V. INDEX-FEDERAL STOCK NUMBER AND REFERENCE NUMBER  
CROSS-REFERENCE TO FIGURE AND ITEM NUMBER

REFERENCE No.	Mrs CODE	FIG No.	ITEM No.	REFERENCE No.	Mrs CODE	FIG No.	ITEM No.
AC3X4-3X4FPTSET280	15187	23	4	S1585	11083	33	14
BJP2	23826	85	9		11083	33	21
BZE6-2RQ	91929	85	38		11083	53	6
B16-2PD207F158F819	10983	85	13		11083	66	1
B16-2PD208F221PRG2	10983	85	22	S1587	11083	37	5
B16A004EF154PRG001	10983	86	10		11083	73	11
B16A005E21Z414PRG0	10983	86	7	S1588	11083	34	16
B16A048EF242F81G0	10983	84	4		11083	37	22
B16A048EF242F811G0	10983	85	27		11083	38	49
B16A215EF150PRGU01	10983	85	14		11083	51	7
B168008E2FY007PRG0	10983	85	26		11083	61	5
B168252E21Z415PRG0	10983	86	9		11083	61	9
B162PD208F221PRG21	10983	84	8		11083	61	34
B226485	67049	33	13		11083	65	5
B85885	78225	31	3		11083	66	6
B90S	24161	33	10		11083	66	11
CR101X10	02295	89	13		11083	79	26
CR101Y	02295	89	14	S1591	11083	38	41
CR2940UA202C	03497	27	11		11083	61	37
	03497	27	12		11083	63	18
CR2940UB202B	24446	89	12		11083	64	1
CR2940U200W	03497	88	27		11083	67	4
C226480	67049	33	29	S1594	11083	25	8
C226951	67049	33	5		11083	33	2
C226952	67049	31	8		11083	33	6
DSM53701X28G1D2B2F	03486	86	14		11083	34	32
FAX16-0-1200F	01518	27	5		11083	45	8
FRN20	71400	84	13		11083	51	10
	71400	85	30		11083	61	21
GG18	19804	24	9		11083	73	15
IA2029	11083	51	1	S1595	11083	37	13
ID4706	11083	50	10	S1615	11083	45	1
ID4716	11083	53	1		11083	54	16
JR41SR161-2IN	27113	24	6	S1618	11083	54	29
KH900-125	06859	86	12	S1619	11083	61	48
K241-2918199A10	03486	86	3	S509	11083	61	24
LH80-1	81349	27	6	U30112	66503	55	34
	81349	27	7	1A1460	11083	37	1
	81349	84	5	1A2029	11083	37	9
	81349	84	6		11083	37	11
	81349	85	24		11083	38	1
	81349	85	25		11083	38	6
L1143	11083	38	37		11083	38	22
	11083	64	4		11083	38	26
L1178	11083	29	4		11083	38	55
L1351	11083	52	1		11083	40	1
	11083	79	10		11083	43	19
L2070	11083	38	35		11083	54	25
L5	72100	27	13		11083	61	1
ML2	75346	86	4		11083	61	16
	75348	88	3		11083	65	7
MODEL JJ300	70642	73	1		11083	67	1
MODEL JJ800	70642	73	6	1A9109	11083	45	2
MODEL WR20	82386	27	4	184203	11083	65	1
MODEL325	49576	16		184330	11083	54	17
MODEL850	82239	89	7	185174	11083	37	30
MS20066-233	96906	12	16	187182	11083	54	12
MS35038-29	96906	88	16	189575	11083	53	3
MS35058-22	96906	87	8		11083	57	1
	96906	88	21	104539	11083	45	10
	96906	89	15	104716	11083	54	34
MS35058-26	96906	88	25	104717	11083	24	10
MS35058-29	96906	87	6		11083	33	4
MS35058-30	96906	88	15		11083	33	8
MS35059-22	96906	27	8		11083	34	40
	96906	84	7		11083	54	40
	96906	85	16		11083	73	2
	96906	88	13	104719	11083	33	16
MS35059-23	5605	27	9		11083	33	23
	96906	85	15	105117	11083	37	3
	96906	88	12		11083	37	6
MS35671-18	96906	46	10	1F3981	11083	61	40
MWC1370	67049	31		1F6068	11083	38	20
NC3Y	54641	26	12		11083	50	4
NON10	71400	86	17	1F7178	11083	79	3
PLP22963	08645	11	2	1M1363	11083	50	9
R400-5-1	77844	24	12	1M3933	11083	34	48
S1571	11083	34	19	1M9568	11083	72	8
	11083	34	43	1M9569	11083	72	3
	11083	45	5	1M9570	11083	72	10
	11083	64	3	1M9572	11083	72	5
S1573	11083	35	5	1M9573	11083	72	6

**Section V. INDEX-FEDERAL STOCK NUMBER AND REFERENCE NUMBER  
CROSS-REFERENCE TO FIGURE AND ITEM NUMBER**

<u>REFERENCE No.</u>	<u>Mfr CODE</u>	<u>FIG No.</u>	<u>ITEM No.</u>	<u>REFERENCE No.</u>	<u>Mfr CODE</u>	<u>FIG No.</u>	<u>ITEM No.</u>
1H9574	11083	72	7	211440	08645	7	2
1H9575	11083	72	16	21772	08645	10	1
1H9576	11083	72	15	21920	08645	5	3
1H9577	11083	72	13	220197	08645	8	1
1H9578	11083	72	14	221340	08645	7	7
1H9580	11083	72	12	221466	08645	5	9
1H9581	11083	72	11	221468	08645	5	6
1J4384	11083	43	13	22353	08645	11	12
1J6473	11083	35	17	22547	08645	4	6
1K4708	11083	43	10	226478	95933	33	1
1K6846	11083	57	8	22795	08645	11	11
1L1118	11083	62	5	22809	08645	6	2
1L2072	11083	72	17	22813	08645	3	6
1L2073	11083	72	2	22814	08645	10	3
1L4757	11083	54	28	22832	08645	5	16
1L481	11083	34	5	22906	08645	6	4
1L482	11083	54	20	22907	08645	3	5
1L5009	11083	23	1	22951	08645	2	5
1L5316	11083	63	13	230470	08645	11	7
1L9048	11083	72	9	230674	08554	6	7
1L9049	11083	72	4	23071A	67049	33	24
1L9079	11083	72	2	230739	08645	5	12
1L9080	11083	72	1	230783	08645	7	29
1M5058	11083	57	7	231400	08645	1	1
1SF1040	15373	86	28	2322	49576	17	34
1S4810	11083	67	3	2323	49576	17	36
1S6595	11083	67	6	2327	49576	19	1
10AA003	03497	89	10	23849	08645	10	9
	03497	89	16	23963	08645	10	2
10AA004	03497	89	11	2496ARTX10	91435	30	2
10AA007	03497	98	22	2585	49576	17	46
10AA009	03497	87	9	26018	08645	7	16
	03497	88	23	261A448G01	03486	86	24
10AA024	03497	88	19	26404	08645	7	4
10AA106	03497	87	7	26725	08645	5	18
10AA107	03497	88	20	26764	08645	10	4
1CAA65	03497	88	18	270093	08645	5	8
1105	05684	89	19	270176	08645	7	31
1160	49576	17	22	2709	49576	16	27
125VDC15A	03497	27	10	2710	49576	16	29
1281	49576	17	23	2730	49576	17	5
1389-4	67049	33	19	2732	49576	18	35
13211E4545	97403	24	13	27352	08645	11	4
1386	49576	17	24	27381	08645	5	4
14R8	19728	8	2	28244	67049	33	20
146-103	75346	84	2	290933	08645	1	1
	75346	85	3	2918199A10	03486	85	5
1503-10	00624	26	30	2918461A19	03486	85	4
1642	49576	16	25	2918461A24	03486	84	3
1665	49576	16	26	2918462A10	03486	86	2
170SP	75348	89	4	2918462A11	03486	85	2
1840	49576	17	33		03486	86	6
1844	49576	17	52	291363	08645	8	5
1884	49576	20	9	291365	08645	10	6
1898W595	78500	62	1	291369	08645	7	18
	78500	62	3	291407	08645	2	1
1966	49576	16	30	291462	08645	5	13
1985	49576	20	8	291488	08645	3	4
1990	49576	18	34	291490	08645	3	1
2A1927	11083	34	45	291508	08645	7	1
2A1961	11083	54	37	291630	08645	8	4
2A3348	11083	34	24	291657	08645	6	3
2A3885	11083	34	47	291867	08645	2	4
2A4639	11083	35	1	292402	08645	11	9
2A5740	11083	46	14	293950	08645	5	22
2B1459	11083	34	30	295413	08645	7	19
	11083	35	20	295913	08645	4	5
2B2695	11083	45	9	2961	49576	16	7
2B4399	11083	54	38	296499	86450	12	12
2B947	11083	37	20	297704	08645	11	5
2F2005	11083	79	7	297759	08645	5	7
2F2006	11083	79	6	297869	08645	5	5
2H8829	11083	35	3	29806	08645	8	3
	11083	79	2	298125	08645	8	6
2H9866	11083	62	6	298141	08645	7	25
2L5975	11083	34	14	298159	08645	7	14
2M5173	11083	51	14	298185	08645	7	17
2022	49576	17	35	298683	08645	4	8
2054	49576	17	6	298968	08645	7	27
210580	08645	11	3	3-4X250PSI	84396	23	3
210630	08645	12	11	391915	11083	34	38
211327	08645	7	22		11083	38	14

Section V. INDEX-FEDERAL STOCK NUMBER AND REFERENCE NUMBER  
CROSS-REFERENCE TO FIGURE AND ITEM NUMBER

REFERENCE No.	Mrs CODE	FIG No.	ITEM No.	REFERENCE No.	Mrs CODE	FIG No.	ITEM No.
381915	11083	54	39	3J5389	11083	61	51
	11083	61	42	3K1470	11083	51	4
384504	11083	54	18	3L3355	11083	25	1
	11083	63	2	3L3446	11083	34	7
384505	11083	45	11		11083	43	1
	11083	53	2	3L4374	11083	63	5
	11083	54	13	3L4376	11083	63	4
	11083	57	2	3L4377	11083	63	3
384506	11083	24	11	3L8138	11083	63	16
	11083	33	3	3L8144	11083	63	8
	11083	33	7	3L8655	11083	54	51
	11083	34	17	3L8993	11083	73	5
	11083	34	20	35GL	00736	24	15
	11083	34	33	359557	11083	46	1
	11083	34	39	3151	05684	84	12
	11083	34	42	32055	67049	33	17
	11083	35	2	3322A	11083	37	8
	11083	37	10	3437	49576	20	10
	11083	37	12	4-1-2-24F100	72100	27	2
	11083	37	23		72100	27	3
	11083	38	2	4-1-2-24F300	72100	27	14
	11083	38	7	4B2649	11083	43	16
	11083	38	15	4B3041	11083	34	13
	11083	38	23	4B3388	11083	54	27
	11083	38	27	4B3574	11083	43	17
	11083	38	39	4B413	11083	43	5
	11083	38	56	4B4278	11083	33	22
	11083	40	2		11083	34	21
	11083	43	20		11083	34	41
	11083	45	6		11083	51	3
	11083	50	11	4B4280	11083	35	7
	11083	51	2	4B4863	11083	63	10
	11083	51	8	4B5270	11083	53	5
	11083	51	11	4B9365	11083	63	1
	11083	52	2	4F6526	11083	38	36
	11083	54	26	4F7387	11083	34	29
	11083	61	2		11083	37	18
	11083	61	6	4F7391	11083	46	20
	11083	61	10	4F7835	11083	74	11
	11083	61	17	4H2678	11083	34	3
	11083	61	25		11083	43	3
	11083	61	35	4H3378	11083	79	4
	11083	61	38	4L3378	11083	66	13
	11083	61	43	4L5832	11083	61	47
	11083	61	49	4L5848	11083	35	18
	11083	63	19	4L5849	11083	35	14
	11083	64	2	4L5851	11083	35	12
	11083	65	2	4L6134	11083	35	13
	11083	65	6	4L6193	11083	66	14
	11083	65	8	4L6195	11083	66	4
	11083	66	7	4L6200	11083	66	8
	11083	67	2	4L6215	11083	61	52
	11083	67	5	4L6216	11083	61	50
	11083	73	3	4L6232	11083	61	46
	11083	73	16	4L6233	11083	61	44
	11083	79	11	4L6234	11083	61	41
	11083	79	27	4L6235	11083	37	28
	11086	61	22	4L6263	11083	37	24
384508	11083	33	15	4L6273	11083	37	17
	11083	35	6	4L6725	11083	38	21
	11083	37	2	4L6731	11083	61	3
	11083	37	4	4L6773	11083	34	36
	11083	37	7	4L6774	11083	34	25
	11083	37	14	4L6778	11083	34	28
	11083	37	21	4L6779	11083	34	23
	11083	43	9	4L6780	11083	38	57
	11083	53	7	4L6785	11083	34	22
	11083	73	12	4L6787	11083	43	22
	11083	29	2	4L6826	11083	61	14
384512	11083	63	9	4L7108	11083	62	8
384604	11083	43	12	4L7561	11083	37	26
384615	11083	35	19	4L7859	11083	38	5
38551	11083	34	11	4L7860	11083	61	12
386489	15373	33	11	4L7867	11083	38	12
387-4	11083	61	33	4L7882	11083	38	40
387724	11083	34	12	4L7885	11083	61	45
387770	11083	61	30	4L7888	11083	61	18
388994	11083	61	13	4L7890	11083	66	9
388996	11083	61	18	4L8097	11083	66	3
388884	11083	38	18	4L8116	11083	37	19
388787	11083	37	27	4L8119	11083	38	54
389389	11083	38	19	4L8120	11083	37	16



Section V. INDEX-FEDERAL STOCK NUMBER AND REFERENCE NUMBER  
 CROSS-REFERENCE TO F. I. T. E. AND T. E. W. ALBERT

REFERENCE No.	FILE CODE	FILE No.	T. E. W. No.	REFERENCE No.	T. E. W. No.	FILE CODE	FILE No.
44.0121	11083	37	15	515507			
44.0128	11083	41	4	515508			
44.0131	11083	34	43	515509			
44.0132	11083	54	24	515510			
44.0137	11083	32	25	515511			
44.0138	11083	33	25	515512			
44.0140	11083	34	30	515513			
44.0141	11083	31	34	515514			
44.0144	11083	54	16	515515			
44.0149	11083	32	44	515516			
	11083	34	51	515517			
44.0151	11083	65	6	515518			
44.0150	11083	54	15	515519			
44.0162	11083	65	11	515520			
44.0165	11083	65	3	515521			
44.0167	11083	54	23	515522			
44.0175	11083	65	11	515523			
44.0176	11083	65	4	515524			
44.0191	11083	45	7	515525			
44.0212	11083	34	24	515526			
44.0215	11083	34	35	515527			
44.0228	11083	34	2	515528			
44.0232	11083	44	11	515529			
44.0545	11083	34	11	515530			
44.0546	11083	34	8	515531			
44.0606	11083	37	25	505432			
	11083	79	13	505433			
44.0607	11083	79	12	505434			
44.0651	11083	79	9	505435			
44.0655	11083	79	28				
44.0658	11083	79	8				
44.0661	11083	79	32	505436			
44.0734	11083	61	7	55485			
457001	11083	46	4	50-103021-2011			
450458	11083	54	19	50-103021-2012			
40096	15373	32		50-103021-2013			
40096-1	15373	32	14	50-103021-2014			
40096-1C	15373	32	4	50-103021-2015			
40096-11	15373	32	16	50-103021-2016			
40096-12	15373	32	5	50-103021-2017			
40096-13	15373	32	6	50-103021-2018			
40096-14	15373	32	7	50-103021-2019			
40096-15	15373	32	9	50-103021-2020			
40096-16	15373	32	10				
40096-17	15373	32	11	50-103021-2021			
40096-18	15373	32	8	50-103021-2022			
40096-2	15373	32	13	511228			
40096-3	15373	32	12	5057			
40096-5	15373	32	3	511751-2			
409C409813	63486	85	11				
409C711A37	83484	85	6				
4127	49574	17	4	512751-6			
450	99925	89	9	520-10016-22			
46359-2-1-2L6	67549	33	12				
50131	11083	54	22	53029			
50417	11083	43	8	5453			
504904	11083	46	5	5484			
507666	11083	73	10	54848			
509027	11083	64	5	5493			
5F 6650	11083	74	10	5491			
544733	11083	66	5	55751-8			
54432	15327	26	11	549-2			
5L1722	11083	73	17	5493			
5L1971	11083	43	14	5494			
5L2135	11083	43	21	5497			
5L2500	11083	61	23	5492			
5L2534	11083	73	4	5493			
5L2898	11083	34	49	665085			
5L2904	11083	34	44	667494			
5L3252	11083	34	34	668315			
5L3334	11083	45	3	668856			
5L3377	11083	35	4				
5L3378	11083	34	31	669204			
	11083	35	21	641535			
5L3542	11083	61	31	611540			
5L3543	11083	61	29	641583			
5L3544	11083	61	28	611650			
5L3614	11083	34	18				
5L8001	11083	63	4				
5L8718	11083	63	14				
5L8994	11083	68	6				
5L8998	11083	68	7				

Section V. INDEX - FEDERAL STOCK NUMBER AND REFERENCE NUMBER  
CROSS-REFERENCE TO FIGURE AND ITEM NUMBER

REFERENCE No.	MFG CODE	FIG No.	ITEM No.	REFERENCE No.	MFG CODE	FIG No.	ITEM No.
381915	11083	54	39	3J5389	11083	61	51
	11083	61	42	3K1470	11083	51	4
384504	11083	54	18	3L3355	11083	25	1
	11083	63	2	3L3446	11083	34	7
384505	11083	45	11		11083	43	1
	11083	53	2	3L4374	11083	63	5
	11083	54	13	3L4376	11083	63	4
	11083	57	2	3L4377	11083	63	3
384506	11083	24	11	3L8138	11083	63	16
	11083	33	3	3L8144	11083	63	8
	11083	33	7	3L8855	11083	54	51
	11083	34	17	3L8993	11083	73	5
	11083	34	20	3SGL	00736	24	19
	11083	34	33	3S9557	11083	46	1
	11083	34	39	3151	05684	84	12
	11083	34	42	32055	67049	33	17
	11083	35	2	3322A	11083	37	8
	11083	37	10	3437	49576	20	10
	11083	37	12	4-1-2-24F100	72100	27	2
	11083	37	23		72100	27	3
	11083	38	2	4-1-2-24F300	72100	27	14
	11083	38	7	482649	11083	43	16
	11083	38	15	483041	11083	34	13
	11083	38	23	483388	11083	54	27
	11083	38	27	483574	11083	43	17
	11083	38	39	48413	11083	43	5
	11083	38	56	484278	11083	33	22
	11083	40	2		11083	34	21
	11083	43	20		11083	34	41
	11083	45	6		11083	51	3
	11083	50	11	484280	11083	35	7
	11083	51	2	484863	11083	63	10
	11083	51	8	485270	11083	53	5
	11083	51	11	489365	11083	63	1
	11083	52	2	4F6526	11083	38	36
	11083	54	26	4F7387	11083	34	29
	11083	61	2		11083	37	18
	11083	61	6	4F7391	11083	46	20
	11083	61	10	4F7835	11083	74	11
	11083	61	17	4H2678	11083	34	3
	11083	61	25		11083	43	3
	11083	61	35	4H3378	11083	79	4
	11083	61	38	4L3378	11083	66	13
	11083	61	43	4L5832	11083	61	47
	11083	61	49	4L5848	11083	35	18
	11083	63	19	4L5849	11083	35	14
	11083	64	2	4L5851	11083	35	12
	11083	65	2	4L6134	11083	35	13
	11083	65	6	4L6193	11083	66	14
	11083	65	8	4L6195	11083	66	4
	11083	66	7	4L6200	11083	66	8
	11083	67	2	4L6215	11083	61	52
	11083	67	5	4L6216	11083	61	50
	11083	73	3	4L6232	11083	61	46
	11083	73	16	4L6233	11083	61	44
	11083	79	11	4L6234	11083	61	41
	11083	79	27	4L6235	11083	37	28
	11086	61	22	4L6263	11083	37	24
384508	11083	33	15	4L6273	11083	37	17
	11083	35	6	4L6725	11083	38	21
	11083	37	2	4L6731	11083	61	3
	11083	37	4	4L6773	11083	34	36
	11083	37	7	4L6774	11083	34	25
	11083	37	14	4L6778	11083	34	28
	11083	37	21	4L6779	11083	34	23
	11083	43	9	4L6780	11083	38	57
	11083	53	7	4L6785	11083	34	22
	11083	73	12	4L6787	11083	43	22
384512	11083	29	2	4L6826	11083	61	14
384604	11083	63	9	4L7108	11083	62	8
384615	11083	43	12	4L7561	11083	37	26
38551	11083	35	19	4L7859	11083	38	5
386489	11083	34	11	4L7860	11083	61	12
387-4	15373	33	11	4L7867	11083	38	12
387724	11083	61	33	4L7882	11083	38	40
387770	11083	34	12	4L7885	11083	61	45
388994	11083	61	30	4L7888	11083	61	18
388996	11083	61	13	4L7890	11083	66	9
388884	11083	61	38	4L8097	11083	66	3
388787	11083	38	18	4L8116	11083	87	19
3J5389	11083	37	27	4L8119	11083	38	54
	11083	38	19	4L8128	11083	37	16

**Section V. INDEX-FEDERAL STOCK NUMBER AND REFERENCE NUMBER  
CROSS-REFERENCE TO FIGURE AND ITEM NUMBER**

<u>REFERENCE No.</u>	<u>Mrs CODE</u>	<u>FIG No.</u>	<u>ITEM No.</u>	<u>REFERENCE No.</u>	<u>Mrs CODE</u>	<u>FIG No.</u>	<u>ITEM No.</u>
4L8121	11083	37	15	5L5947	11083	62	
4L8128	11083	61	4	5L5984	11083	38	18
4L8131	11083	38	43	5L5988	11083	43	4
4L8132	11083	54	24	5L599C	11083	34	15
4L8137	11083	38	25	5L6620	11083	54	49
4L8138	11083	38	28	5L6622	11083	54	47
4L8140	11083	38	30	5L6623	11083	54	50
4L8141	11083	38	34	5L6624	11083	54	48
4L8144	11083	54	14	5L6634	11083	63	14
4L8149	11083	38	44	5L6635	11083	63	15
	11083	38	51	5L6636	11083	63	7
4L8151	11083	65	9	5L6637	11083	63	12
4L8159	11083	54	15	5L6638	11083	63	17
4L8162	11083	65	11	5L6639	11083	63	
4L8165	11083	65	3	5L6943	11083	29	3
4L8167	11083	54	23	5L7287	11083	50	7
4L8175	11083	65	10	5L7564	11083	34	27
4L8176	11083	65	4	5L7643	11083	43	15
4L8191	11083	45	7	5L7705	11083	50	8
4L8212	11083	34	26	5L8362	11083	35	11
4L8215	11083	34	35	5L8364	11083	35	8
4L8228	11083	34	2	5L8389	11083	38	31
4L8232	11083	44	1	5L9372	11083	64	6
4L8545	11083	34	10	5L9378	11083	50	2
4L8546	11083	34	9	5L9916	11083	38	9
4L8606	11083	37	25	5M5689	11083	54	30
	11083	79	13	5M5690	11083	54	31
4L8607	11083	79	12	5M5693	11083	53	4
4L8631	11083	79	9	5M6213	11083	37	29
4L8655	11083	79	28		11083	50	18
4L8658	11083	79	8		11083	66	10
4L8661	11083	79	32	5M6214	11083	51	17
4L8734	11083	61	7	5S485	11083	35	10
4S7001	11083	46	4	50-103021PZUA1	03516	89	2
4S8458	11083	54	19	50-103021PZUL	03516	89	3
40096	15373	32		50-103021PZUL1	03516	88	5
40096-1	15373	32	14	50-103111LSLS	03516	88	7
40096-10	15373	32	4	50-103131LSPK1	03516	88	2
40096-11	15373	32	16	50-103131LSML	03516	87	3
40096-12	15373	32	5	50-106251FCMKRIACF	03516	88	6
40096-13	15373	32	6	50-106352APAP3	03516	88	8
40096-14	15373	32	7		03516	89	6
40096-15	15373	32	9	50-1620-11PZPZ	03516	86	11
40096-16	15373	32	10		03516	89	8
40096-17	15373	32	11	50-162111LSLS	03516	86	16
40096-18	15373	32	8	50-236302AAAA1	03516	85	10
40096-2	15373	32	13	500229	19204	46	16
40096-3	15373	32	12	5097	49576	19	2
40096-5	15373	32	3	5117S1-2	91929	84	9
409C609A13	03486	85	11		91929	85	12
409C711A37	03486	85	6		91929	86	8
4127	49576	17	4	5127S1-6	91929	85	21
450	98905	89	9	520-11014-22	32770	85	23
46359-2-1-2LG	67049	33	12		32770	88	10
58131	11083	54	22	53029	08645	4	3
58417	11083	43	8	5453	49576	20	4
586904	11083	46	5	5489	49576	17	19
587666	11083	73	10	5489X	49576	17	18
589627	11083	64	5	5490	49576	17	20
5F6658	11083	74	10	5491	49576	17	21
5H6733	11083	66	5	557S1-8	91929	85	7
5K432	10327	26	11	588-2	60145	26	28
5L1722	11083	73	17	5883	49576	19	14
5L1971	11083	43	14	5884	49576	19	11
5L2135	11083	43	21	5917	49576	19	13
5L2908	11083	61	23	5922	49576	17	53
5L2534	11083	73	4	5923	49576	17	51
5L2898	11083	34	49	6F5985	11083	23	10
5L2904	11083	34	44	6F7694	11083	23	9
5L3252	11083	34	34	6F8515	11083	38	38
5L3334	11083	45	3	6F8856	11083	23	7
5L3377	11083	35	4		11083	73	8
5L3378	11083	34	31	6F9206	11083	73	14
	11083	35	21	6L1535	11083	38	60
5L3542	11083	61	31	6L1540	11083	35	9
5L3543	11083	61	29	6L1583	11083	35	
5L3544	11083	61	28	6L1650	11083	38	3
5L3814	11083	34	18		11083	38	4
5L8681	11083	63	6		11083	38	8
5L8718	11083	43	18		11083	38	11
5L8894	11083	68	4		11083	38	38
5L9898	11083	68	7		11083	38	69

Section V. INDEX-FEDERAL STOCK NUMBER AND REFERENCE NUMBER  
CROSS-REFERENCE TO FIGURE AND ITEM NUMBER

REFERENCE No.	Mrs CODE	FIG No.	ITEM No.	REFERENCE No.	Mrs CODE	FIG No.	ITEM No.
381915	11083	54	39	3J5389	11083	61	51
	11083	61	42	3K1470	11083	51	4
384504	11083	54	18	3L3355	11083	25	1
	11083	63	2	3L3446	11083	34	7
384505	11083	45	11		11083	43	1
	11083	53	2	3L4374	11083	63	5
	11083	54	13	3L4376	11083	63	4
	11083	57	2	3L4377	11083	63	3
384506	11083	24	11	3L8138	11083	63	16
	11083	33	3	3L8144	11083	63	8
	11083	33	7	3L8855	11083	54	51
	11083	34	17	3L8993	11083	73	5
	11083	34	20	3SGL	00736	24	15
	11083	34	33	3S9557	11083	46	1
	11083	34	39	3I51	05684	84	12
	11083	34	42	32055	67049	33	17
	11083	35	2	3322A	11083	37	8
	11083	37	10	3437	49576	20	10
	11083	37	12	4-1-2-24F100	72100	27	2
	11083	37	23		72100	27	3
	11083	38	2	4-1-2-24F300	72100	27	14
	11083	38	7	482649	11083	43	16
	11083	38	15	483041	11083	34	13
	11083	38	23	483388	11083	54	27
	11083	38	27	483574	11083	43	17
	11083	38	39	48413	11083	43	5
	11083	38	56	484278	11083	33	22
	11083	40	2		11083	34	21
	11083	43	20		11083	34	41
	11083	45	6		11083	51	3
	11083	50	11	484280	11083	35	7
	11083	51	2	484863	11083	63	10
	11083	51	8	485270	11083	53	5
	11083	51	11	489365	11083	63	1
	11083	52	2	4F6526	11083	38	36
	11083	54	26	4F7387	11083	34	29
	11083	61	2		11083	37	18
	11083	61	6	4F7391	11083	46	20
	11083	61	10	4F7835	11083	74	11
	11083	61	17	4H2678	11083	34	3
	11083	61	25		11083	43	3
	11083	61	35	4H3378	11083	79	4
	11083	61	38	4L3378	11083	66	13
	11083	61	43	4L5832	11083	61	47
	11083	61	49	4L5848	11083	35	18
	11083	63	19	4L5849	11083	35	14
	11083	64	2	4L5851	11083	35	12
	11083	65	2	4L6134	11083	35	13
	11083	65	6	4L6193	11083	66	14
	11083	65	8	4L6195	11083	66	4
	11083	66	7	4L6200	11083	66	8
	11083	67	2	4L6215	11083	61	52
	11083	67	5	4L6216	11083	61	50
	11083	73	3	4L6232	11083	61	46
	11083	73	16	4L6233	11083	61	44
	11083	79	11	4L6234	11083	61	41
	11083	79	27	4L6235	11083	37	28
	11086	61	22	4L6263	11083	37	24
384508	11083	33	15	4L6273	11083	37	17
	11083	35	6	4L6725	11083	38	21
	11083	37	2	4L6731	11083	61	3
	11083	37	4	4L6773	11083	34	36
	11083	37	7	4L6774	11083	34	25
	11083	37	14	4L6778	11083	34	28
	11083	37	21	4L6779	11083	34	23
	11083	43	9	4L6780	11083	38	57
	11083	53	7	4L6785	11083	34	22
	11083	73	12	4L6787	11083	43	22
	11083	29	2	4L6826	11083	61	14
384512	11083	63	9	4L7108	11083	62	8
384604	11083	43	12	4L7561	11083	37	26
384615	11083	35	19	4L7859	11083	38	5
38551	11083	34	11	4L7860	11083	61	12
386489	15373	33	11	4L7867	11083	38	12
387-4	11083	61	33	4L7882	11083	38	40
387724	11083	34	12	4L7885	11083	61	45
387770	11083	61	30	4L7888	11083	61	18
388994	11083	61	13	4L7890	11083	66	8
388996	11083	61	32	4L8097	11083	66	8
388884	11083	38	18	4L8116	11083	37	19
388787	11083	37	27	4L8119	11083	38	54
388389	11083	38	19	4L8120	11083	37	16

Section V. INDEX-FEDERAL STOCK NUMBER AND REFERENCE NUMBER  
CROSS-REFERENCE TO FIGURE AND ITEM NUMBER

REFERENCE No.	Mrs CODE	FIG No.	ITEM No.	REFERENCE No.	Mrs CODE	FIG No.	ITEM No.
4L8121	11083	37	15	5L5947	11083	62	
4L8128	11083	61	4	5L5984	11083	38	18
4L8131	11083	38	43	5L5988	11083	43	4
4L8132	11083	54	24	5L599C	11083	34	15
4L8137	11083	38	25	5L6620	11083	54	49
4L8138	11083	38	28	5L6622	11083	54	47
4L8140	11083	38	30	5L6623	11083	54	50
4L8141	11083	38	34	5L6624	11083	54	48
4L8144	11083	54	14	5L6634	11083	63	14
4L8149	11083	38	44	5L6635	11083	63	15
	11083	38	51	5L6636	11083	63	7
4L8151	11083	65	9	5L6637	11083	63	12
4L8159	11083	54	15	5L6638	11083	63	17
4L8162	11083	65	11	5L6639	11083	63	
4L8165	11083	65	3	5L6943	11083	29	3
4L8167	11083	54	23	5L7287	11083	50	7
4L8175	11083	65	10	5L7564	11083	34	27
4L8176	11083	65	4	5L7643	11083	43	15
4L8191	11083	45	7	5L7705	11083	50	8
4L8212	11083	34	26	5L8362	11083	35	11
4L8215	11083	34	35	5L8364	11083	35	8
4L8228	11083	34	2	5L8389	11083	38	31
4L8232	11083	44	1	5L9372	11083	64	6
4L8545	11083	34	10	5L9378	11083	50	2
4L8546	11083	34	9	5L9916	11083	38	9
4L8606	11083	37	25	5M5689	11083	54	30
	11083	79	13	5M5690	11083	54	31
4L8607	11083	79	12	5M5693	11083	53	4
4L8651	11083	79	9	5M6213	11083	37	29
4L8655	11083	79	28		11083	50	18
4L8658	11083	79	8		11083	66	10
4L8661	11083	79	32	5M6214	11083	51	17
4L8734	11083	61	7	5S485	11083	35	10
4S7001	11083	46	4	50-103021PZUA1	03516	89	2
4S8458	11083	54	19	50-103021PZUL	03516	89	3
40096	15373	32		50-103021PZUL1	03516	88	5
40096-1	15373	32	14	50-103111L SLS	03516	88	7
40096-10	15373	32	4	50-103131L SPK1	03516	88	2
40096-11	15373	32	16	50-103131L SML	03516	87	3
40096-12	15373	32	5	50-106251FCCKRIACF	03516	88	6
40096-13	15373	32	6	50-106352APAP3	03516	88	8
40096-14	15373	32	7		03516	89	6
40096-15	15373	32	9	50-1620-11PZPZ	03516	86	11
40096-16	15373	32	10		03516	89	8
40096-17	15373	32	11	50-162111L SLS	03516	86	16
40096-18	15373	32	8	50-236302AAAA1	03516	85	10
40096-2	15373	32	13	500229	19204	46	16
40096-3	15373	32	12	5097	49576	19	2
40096-5	15373	32	3	511TS1-2	91929	84	9
409C609A13	03486	85	11		91929	85	12
409C711A37	03486	85	6		91929	86	8
4127	49576	17	4	512TS1-6	91929	85	21
450	98905	89	9	520-11014-22	32770	85	23
46359-2-1-2LG	67049	33	12		32770	88	10
58131	11083	54	22	53029	08645	4	3
58417	11083	43	8	5453	49576	20	4
586904	11083	46	5	5489	49576	17	19
587666	11083	73	10	5489X	49576	17	18
589627	11083	64	5	5490	49576	17	20
5F6658	11083	74	10	5491	49576	17	21
5H6733	11083	66	5	55TS1-8	91929	85	7
5K432	10327	26	11	588-2	60145	26	28
5L1722	11083	73	17	5883	49576	19	14
5L1971	11083	43	14	5884	49576	19	11
5L2135	11083	43	21	5917	49576	19	13
5L2508	11083	61	23	5922	49576	17	53
5L2534	11083	73	4	5923	49576	17	51
5L2898	11083	34	49	6F5985	11083	23	10
5L2904	11083	34	44	6F7694	11083	23	9
5L3252	11083	34	34	6F8515	11083	38	38
5L3334	11083	45	3	6F8856	11083	23	7
5L3377	11083	35	4		11083	73	8
5L3378	11083	34	31	6F9206	11083	73	14
	11083	35	21	6L1535	11083	38	60
5L3542	11083	61	31	6L1540	11083	35	9
5L3543	11083	61	29	6L1583	11083	35	
5L3544	11083	61	28	6L1650	11083	38	3
5L3814	11083	34	18		11083	38	4
5L3851	11083	63	6		11083	38	8
5L3718	11083	43	18		11083	38	11
5L3894	11083	62	4		11083	38	38
5L3898	11083	62	7		11083	38	69

Section V. INDEX-FEDERAL STOCK NUMBER AND REFERENCE NUMBER  
CROSS-REFERENCE TO FIGURE AND ITEM NUMBER

REFERENCE No.	Mfr CODE	FIG No.	ITEM No.	REFERENCE No.	Mfr CODE	FIG No.	ITEM No.
381915	11083	54	39	3J5389	11083	61	51
	11083	61	42	3K1470	11083	51	4
384504	11083	54	18	3L3355	11083	25	1
	11083	63	2	3L3446	11083	34	7
384505	11083	45	11		11083	43	1
	11083	53	2	3L4374	11083	63	5
	11083	54	13	3L4376	11083	63	4
	11083	57	2	3L4377	11083	63	3
384506	11083	24	11	3L8138	11083	63	16
	11083	33	3	3L8144	11083	63	8
	11083	33	7	3L8855	11083	54	51
	11083	34	17	3L8993	11083	73	5
	11083	34	20	3SGL	00736	24	15
	11083	34	33	3S9557	11083	46	1
	11083	34	39	3151	05684	84	12
	11083	34	42	32055	67049	33	17
	11083	35	2	3322A	11083	37	8
	11083	37	10	3437	49576	20	10
	11083	37	12	4-1-2-24F100	72100	27	2
	11083	37	23		72100	27	3
	11083	38	2	4-1-2-24F300	72100	27	14
	11083	38	7	482649	11083	43	16
	11083	38	15	483041	11083	34	13
	11083	38	23	483388	11083	54	27
	11083	38	27	483574	11083	43	17
	11083	38	39	48413	11083	43	5
	11083	38	56	484278	11083	33	22
	11083	40	2		11083	34	21
	11083	43	20		11083	34	41
	11083	45	6		11083	51	3
	11083	50	11	484280	11083	35	7
	11083	51	2	484863	11083	63	10
	11083	51	8	485270	11083	53	5
	11083	51	11	489365	11083	63	1
	11083	52	2	4F6526	11083	38	36
	11083	54	26	4F7387	11083	34	29
	11083	61	2		11083	37	18
	11083	61	6	4F7391	11083	46	20
	11083	61	10	4F7835	11083	74	11
	11083	61	17	4H2678	11083	34	3
	11083	61	25		11083	43	3
	11083	61	35	4H3378	11083	79	4
	11083	61	38	4L3378	11083	66	13
	11083	61	43	4L5832	11083	61	47
	11083	61	49	4L5848	11083	35	18
	11083	63	19	4L5849	11083	35	14
	11083	64	2	4L5851	11083	35	12
	11083	65	2	4L6134	11083	35	13
	11083	65	6	4L6193	11083	66	14
	11083	65	8	4L6195	11083	66	4
	11083	66	7	4L6200	11083	66	8
	11083	67	2	4L6215	11083	61	52
	11083	67	5	4L6216	11083	61	50
	11083	73	3	4L6232	11083	61	46
	11083	73	16	4L6233	11083	61	44
	11083	79	11	4L6234	11083	61	41
	11083	79	27	4L6235	11083	37	28
	11086	61	22	4L6263	11083	37	24
384508	11083	33	15	4L6273	11083	37	17
	11083	35	6	4L6725	11083	38	21
	11083	37	2	4L6731	11083	61	3
	11083	37	4	4L6773	11083	34	36
	11083	37	7	4L6774	11083	34	25
	11083	37	14	4L6778	11083	34	28
	11083	37	21	4L6779	11083	34	23
	11083	43	9	4L6780	11083	38	57
	11083	53	7	4L6785	11083	34	22
	11083	73	12	4L6787	11083	43	22
384512	11083	29	2	4L6826	11083	61	14
384604	11083	63	9	4L7108	11083	62	8
384615	11083	43	12	4L7561	11083	37	26
38551	11083	35	19	4L7859	11083	38	5
386489	11083	34	11	4L7860	11083	61	12
387-4	15373	33	11	4L7867	11083	38	12
387724	11083	61	33	4L7882	11083	38	40
387770	11083	34	12	4L7885	11083	61	45
388994	11083	61	30	4L7888	11083	61	18
388996	11083	61	13	4L7890	11083	66	9
388884	11083	61	32	4L8097	11083	66	8
388787	11083	38	18	4L8116	11083	37	19
3J5389	11083	37	27	4L8119	11083	38	54
	11083	38	19	4L8120	11083	37	16

Section V. INDEX - FEDERAL STOCK NUMBER AND REFERENCE NUMBER  
CROSS-REFERENCE TO FIGURE AND ITEM NUMBER

REFERENCE No.	Mrs CODE	FIG No.	ITEM No.	REFERENCE No.	Mrs CODE	FIG No.	ITEM No.
4L8121	11083	37	15	5L5947	11083	62	
4L8128	11083	61	4	5L5984	11083	38	18
4L8131	11083	38	43	5L5988	11083	43	4
4L8132	11083	54	24	5L599C	11J83	34	15
4L8137	11083	38	25	5L6620	11083	54	49
4L8138	11083	38	28	5L6622	11083	54	47
4L8140	11083	38	30	5L6623	11083	54	50
4L8141	11083	38	34	5L6624	11083	54	48
4L8144	11083	54	14	5L6634	11083	63	14
4L8149	11083	38	44	5L6635	11083	63	15
	11083	38	51	5L6636	11083	63	7
4L8151	11083	65	9	5L6637	11083	63	12
4L8159	11083	54	15	5L6638	11083	63	17
4L8162	11083	65	11	5L6639	11083	63	
4L8165	11083	65	3	5L6943	11083	29	3
4L8167	11083	54	23	5L7287	11083	50	7
4L8175	11083	65	10	5L7564	11083	34	27
4L8176	11083	65	4	5L7643	11083	43	15
4L8191	11083	45	7	5L7705	11083	50	8
4L8212	11083	34	26	5L8362	11083	35	11
4L8215	11083	34	35	5L8364	11083	35	8
4L8228	11083	34	2	5L8389	11083	38	31
4L8232	11083	44	1	5L9372	11083	64	6
4L8545	11083	34	10	5L9378	11083	50	2
4L8546	11083	34	9	5L9916	11083	38	9
4L8606	11083	37	25	5M5689	11083	54	30
	11083	79	13	5M5690	11083	54	31
4L8607	11083	79	12	5M5693	11083	53	4
4L8651	11083	79	9	5M6213	11083	37	29
4L8655	11083	79	28		11083	50	18
4L8658	11083	79	8		11083	66	10
4L8661	11083	79	32	5M6214	11083	51	17
4L8734	11083	61	7	5S485	11083	35	10
4S7001	11083	46	4	50-103021PZUA1	03516	89	2
4S8458	11083	54	19	50-103021PZUL	03516	89	3
40096	15373	32		50-103021PZUL1	03516	88	5
40096-1	15373	32	14	50-103111LSLS	03516	88	7
40096-10	15373	32	4	50-103131LSPK1	03516	88	2
40096-11	15373	32	16	50-103131LSML	03516	87	3
40096-12	15373	32	5	50-106251FCRACF	03516	88	6
40096-13	15373	32	6	50-106352APAP3	03516	88	8
40096-14	15373	32	7		03516	89	6
40096-15	15373	32	9	50-1620-11PZPZ	03516	86	11
40096-16	15373	32	10		03516	89	8
40096-17	15373	32	11	50-162111LSLS	03516	86	16
40096-18	15373	32	8	50-236302AAAA1	03516	85	10
40096-2	15373	32	13	500229	19204	46	16
40096-3	15373	32	12	5097	49576	19	2
40096-5	15373	32	3	511TS1-2	91929	84	9
409C609A13	03486	85	11		91929	85	12
409C711A37	03486	85	6		91929	86	8
4127	49576	17	4	512TS1-6	91929	85	21
450	98905	89	9	520-11014-22	32770	85	23
46359-2-1-2LG	67049	33	12		32770	88	10
58131	11083	54	22	53029	08645	4	3
58417	11083	43	8	5453	49576	20	4
586904	11083	46	5	5489	49576	17	19
587666	11083	73	10	5489X	49576	17	18
589627	11083	64	5	5490	49576	17	20
5F6658	11083	74	10	5491	49576	17	21
5H6733	11083	66	5	55TS1-8	91929	85	7
5K432	10327	26	11	588-2	60145	26	28
5L1722	11083	73	17	5883	49576	19	14
5L1971	11083	43	14	5884	49576	19	11
5L2135	11083	43	21	5917	49576	19	13
5L2508	11083	61	23	5922	49576	17	53
5L2534	11083	73	4	5923	49576	17	51
5L2898	11083	34	49	6F5985	11083	23	10
5L2904	11083	34	44	6F7694	11083	23	9
5L3252	11083	34	34	6F8515	11083	38	38
5L3334	11083	45	3	6F8856	11083	23	7
5L3377	11083	35	4		11083	73	8
5L3378	11083	34	31	6F9206	11083	73	14
	11083	35	21	6L1535	11083	38	60
5L3542	11083	61	31	6L1540	11083	35	9
5L3543	11083	61	29	6L1583	11083	35	
5L3544	11083	61	28	6L1650	11083	38	3
5L3814	11083	34	18		11083	38	4
5L8681	11083	63	6		11083	38	8
5L8718	11083	43	18		11083	38	11
5L8894	11083	62	4		11083	38	38
5L8898	11083	62	7		11083	38	69

Section V. INDEX - FEDERAL STOCK NUMBER AND REFERENCE NUMBER  
CROSS-REFERENCE TO FIGURE AND ITEM NUMBER

REFERENCE No.	MFG CODE	FIG No.	ITEM No.	REFERENCE No.	MFG CODE	FIG No.	ITEM No.
6L1650	11083	61	15	6173	49576	19	6
6L1651	11083	38	10	6174	49576	19	7
	11083	38	24	6175	49576	19	10
	11083	38	33	6194	49576	21	3
	11083	38	58	6194X	49576	21	
6L1849	11083	73	13	6195	49576	21	2
6L2108	11083	57	9	6196	49576	21	4
6L2140	11083	57		6197	49576	21	1
6L2739	11083	57	5	6272	49576	17	47
6L2819	11083	38	47	6273	49576	17	42
6L2820	11083	38	47	6275	49576	17	43
6L2962	11083	46	9	6279	49576	20	2
6L2963	11083	46	7	6281	49576	20	5
6L2964	11083	46	19	6283	49576	20	7
6L2965	11083	46		6284	49576	20	1
6L2967	11083	46	11	6285	49576	20	15
6L2968	11083	45	4	6286	49576	20	12
6L2969	11083	34	8	6291X	49576	17	37
6L2970	11083	43	7	6293	49576	18	33
6L2972	11083	34	4	6304	49576	20	14
6L3173	11083	50	5	6313	49576	17	45
6L3209	11083	50	1	6314	49576	17	44
6L3210	11083	50	1	6325A085	14907	88	28
6L3437	11083	51	12	6320	49576	17	54
6L3439	11083	51	13	6324X	49576	17	50
6L3520	11083	54	21	6325X	49576	17	55
6L3861	11083	54	54	63377	08645	5	20
6L3862	11083	54	43	6480	49576	19	12
6L3863	11083	54	53	65647	08645	5	19
6L3864	11083	54	44	65938	08645	11	8
6L3865	11083	54	52	6598	49576	20	13
6L3866	11083	54	45	66154	08645	7	5
6L3874	11083	53	11	66214	08645	11	10
6L3901	11083	54	32	66648	08645	5	14
6L3902	11083	54	11	66895	08645	7	21
6L3903	11083	54	33	67247	08645	5	10
6L3904	11083	54	10	68477	08645	4	7
6L3905	11083	54	35	69221	08645	3	3
6L3906	11083	54	7	69932	08645	6	1
6L3907	11083	54	36	782742	11083	54	46
6L3908	11083	54	6	783028	11083	46	12
6L3909	11083	54	41	788303	11083	63	11
6L3910	11083	54	5	7F6636	11083	44	4
6L3911	11083	54	42	7H3664	11083	79	1
6L3912	11083	54	4	7H9832	11083	38	42
6L4347	11083	73	7		11083	38	50
6L4552	11083	31	9	7M6124	11083	50	16
	11083	61	27	7M6842	11083	50	15
6L4712	11083	51	16	7M6843	11083	50	14
6L4713	11083	51	5	7M6844	11083	50	17
6L4714	11083	51	6	7M6855	11083	50	19
6L4790	11083	53	10	701X35G65	03516	89	17
6L4888	11083	34	37	7033	49576	16	28
6L5104	11083	34	6	7460	49576	20	11
6L5298	11083	38	13	7690	49576	20	3
6L5304	11083	61	36	7690X1	49576	20	
6L5366	11083	61	11	882664	11083	43	2
6L5699	11083	73	9		11083	43	6
6L6495	11083	38	29	883308	11083	23	2
6L6569	11083	51	15	883410	11083	79	5
6L6573	11083	51	9	887121	11083	43	11
6L7615	11083	52	3	889725	11083	53	9
6L7616	11083	52	3	8F1397	11083	34	46
6L7617	11083	52	4	8F683	11083	65	12
6L7618	11083	52	4	8F8513	11083	50	3
6L9433	11083	79	29	8H1607	11083	38	16
6L9697	11083	40		8H4401	11083	57	6
6S6	24446	88	4	8H5124	11083	46	13
6C0T0X4WP29HTR	01121	86	13	8H5961	11083	46	8
6C0T0X4WP32HTR	01121	86	15	8L8203	11083	35	22
602A	11083	62	2	8M4437	11083	38	45
6097	49576	20	6		11083	38	52
610-5700G43G	08804	87	5	8M4791	11083	53	8
	08804	88	24	8M4989	11083	38	17
610-5700G43R	08804	87	4	8M5942	11083	50	13
	08804	88	17	8593-1	15373	29	5
	49576	19	9		15373	29	6
6168	49576	19		8593-12	15373	27	1
6168X4	49576	19	4	8593-20A1	15373	30	5
6169	49576	19	3	8593-20A2	15373	30	6
6170	49576	19	5	8593-20A3	15373	30	7
6171	49576	19	8	8593-20A4	15373	30	4
6172	49576	19					



Section V. INDEX-FEDERAL STOCK NUMBER AND REFERENCE NUMBER  
 CROSS-REFERENCE TO FIGURE AND ITEM NUMBER

REFERENCE No.	Mrs CODE	FIG No.	ITEM No.	REFERENCE No.	Mrs CODE	FIG No.	ITEM No.
8593-20A5	15373	30	1				
	15373	30	3				
8593-24	15373	23	19				
8593-25	15373	22	4				
8593-41-1	15373	33	9				
8593-68707-5	15373	22	1				
8593-68708	15373	22	2				
8593-68712	15373	22	3				
8593-8	15373	24	16				
8593-82	15373	26					
863-41123-00	32770	88	14				
867-31522-19	97520	88	11				
8810K15	15605	85	17				
8813K17	15605	85	8				
89L83-8K3-8	30327	34	1				
982232	11083	57	4				
983582	11083	50	6				
98453	11083	66	2				
9F51CAK002	03497	89	22				
9F5644	11083	66	12				
9F6656	11083	38	46				
	11083	38	53				
9F8594	11083	61	39				
9M6067	11083	38	48				
9M3723	11083	46	15				
9M3865	11083	46	2				
9M3866	11083	46	3				
9M4217	11083	61	8				
9M4252	11083	46	18				
9M4256	11083	46	17				
9M5242	11083	31	10				
	11083	61	20				
9M7660	11083	46	6				
9M9647	11083	61	19				
900729-8	00624	25	11				
90200	08645	7	9				
90356	08645	10	7				
90364	08645	7	24				
90366	08645	3	8				
	08645	6	5				
	08645	12	9				
90576	08645	7	3				
90700	08645	5	1				
90832	08645	2	2				
	08645	5	2				
90887	08645	12	4				
90931	08645	11	13				
90970	08645	3	9				
91084	08645	11	6				
91257	08645	3	2				
91296	08645	1	2				
91310	08645	1	3				
91386	08645	13	9				
91416	08645	1	4				
91422	08645	10	8				
91468	08645	5	17				
91488	08645	13	7				
92129	08645	5	15				
92268	08645	12	5				
92272	08645	3	7				
	08645	6	6				
	08645	12	10				
92650	08645	5	11				
92666	08645	2	3				
	08645	5	21				
92674	08645	11	1				
92791	08645	7	20				
92863	08645	10	5				
92864	08645	7	8				
93158	08645	7	15				
93171	08645	7	30				
93381	08645	7	26				
93400	08645	7	23				
93410	08645	7	6				
93473	08645	7	28				
99396	08645	4	1				
99665	08645	4	9				
99909	08645	4	4				
99910	08645	4	2				

80-54  
 -128-02

Section V. INDEX-FEDERAL STOCK NUMBER AND REFERENCE NUMBER  
CROSS-REFERENCE TO FIGURE AND ITEM NUMBER

ITEMS NOT ILLUSTRATED

<u>STOCK NUMBER</u>	<u>GROUP No.</u>	<u>REFERENCE No.</u>	<u>MFG CODE</u>	<u>GROUP No.</u>
2910-470-7125	04	BJJ	23026	43
3655-960-2711	05	FJSIAK	23026	43
4310-401-9176	02	BJSIC	23026	43
5905-100-5026	43	BJX	23026	43
5920-105-7796	44	BZV2RN2	91929	02
5920-054-4680	43	CR123C180B	04314	44
5920-054-4917	43	CR123H073A	02295	44
5930-512-9200	02	CR151B2	03497	44
5930-435-3628	43	D11805-9	23026	43
5930-068-4398	43	D11806-1	23026	43
5930-090-4446	05	HGA	23026	43
5930-910-5630	43	LC21GD	81349	05
5935-302-6343	43	LC21RD	81349	05
5940-420-4363	44		81349	43
5945-303-2271	44	MLFR1	75346	43
5945-448-5259	05	MLLP1	75346	43
5945-450-462	44	ML2	75346	43
6105-122-3347	04	V4	54641	04
6110-439-1707	43	WPA1	82326	05
6110-439-1713	43	0606	44655	43
6140-057-2524	43	10AA25MM	02002	11
6210-061-2623	05	103-4	49576	02
	43	1120	15373	43
6210-105-0177	43	1122	15377	43
6210-466-1000	43	1125	15373	43
6210-470-7123	43	1205-15	82326	05
6210-039-7065	05	146-103	02660	43
	43	23C	72100	02
6240-143-3060	05	23Z2145	03516	44
6240-493-7009	43	2340C01R	94607	05
6620-450-5702	05	2340C00R	94607	05
6620-713-7540	05	256-6784	49576	02
6605-460-6163	11	3020-2-1-21N	76381	44
6605-470-6232	11	3151	05684	43
6605-470-6233	11	30613F83	64467	11
6605-025-0032	02	3900-6	82386	05
6600-096-4769	05	5K432	10327	04
		6S6DC120V	24446	05
			24446	43
		8593-6B707-4	15373	03
		8860	72100	11
		9F51CAK006	03497	44

By Order of the Secretary of the Army:

W. C. WESTMORELAND,  
*General, United States Army,*  
*Chief of Staff.*

Official:

VERNE L. BOWERS,  
*Major General, United States Army,*  
*The Adjutant General.*

**Distribution:**

To be distributed in accordance with DA Form 12-25, Section IV,  
(qty rqr block no. 754) organizational maintenance requirements for  
Generator Sets, Engine Driven, 150KW and UP.

1  
2  
3  
4  
5  
6  
7  
8  
9  
10  
11  
12  
13  
14  
15  
16  
17  
18  
19  
20  
21  
22  
23  
24  
25  
26  
27  
28  
29  
30  
31  
32  
33  
34  
35  
36  
37  
38  
39  
40  
41  
42  
43  
44  
45  
46  
47  
48  
49  
50  
51  
52  
53  
54  
55  
56  
57  
58  
59  
60  
61  
62  
63  
64  
65  
66  
67  
68  
69  
70  
71  
72  
73  
74  
75  
76  
77  
78  
79  
80  
81  
82  
83  
84  
85  
86  
87  
88  
89  
90  
91  
92  
93  
94  
95  
96  
97  
98  
99  
100

1  
2  
3  
4  
5  
6  
7  
8  
9  
10  
11  
12  
13  
14  
15  
16  
17  
18  
19  
20  
21  
22  
23  
24  
25  
26  
27  
28  
29  
30  
31  
32  
33  
34  
35  
36  
37  
38  
39  
40  
41  
42  
43  
44  
45  
46  
47  
48  
49  
50  
51  
52  
53  
54  
55  
56  
57  
58  
59  
60  
61  
62  
63  
64  
65  
66  
67  
68  
69  
70  
71  
72  
73  
74  
75  
76  
77  
78  
79  
80  
81  
82  
83  
84  
85  
86  
87  
88  
89  
90  
91  
92  
93  
94  
95  
96  
97  
98  
99  
100

1  
2  
3  
4  
5  
6  
7  
8  
9  
10  
11  
12  
13  
14  
15  
16  
17  
18  
19  
20  
21  
22  
23  
24  
25  
26  
27  
28  
29  
30  
31  
32  
33  
34  
35  
36  
37  
38  
39  
40  
41  
42  
43  
44  
45  
46  
47  
48  
49  
50  
51  
52  
53  
54  
55  
56  
57  
58  
59  
60  
61  
62  
63  
64  
65  
66  
67  
68  
69  
70  
71  
72  
73  
74  
75  
76  
77  
78  
79  
80  
81  
82  
83  
84  
85  
86  
87  
88  
89  
90  
91  
92  
93  
94  
95  
96  
97  
98  
99  
100

1  
2  
3  
4  
5  
6  
7  
8  
9  
10  
11  
12  
13  
14  
15  
16  
17  
18  
19  
20  
21  
22  
23  
24  
25  
26  
27  
28  
29  
30  
31  
32  
33  
34  
35  
36  
37  
38  
39  
40  
41  
42  
43  
44  
45  
46  
47  
48  
49  
50  
51  
52  
53  
54  
55  
56  
57  
58  
59  
60  
61  
62  
63  
64  
65  
66  
67  
68  
69  
70  
71  
72  
73  
74  
75  
76  
77  
78  
79  
80  
81  
82  
83  
84  
85  
86  
87  
88  
89  
90  
91  
92  
93  
94  
95  
96  
97  
98  
99  
100



