

TECHNICAL MANUAL

ORGANIZATIONAL, DIRECT SUPPORT, AND GENERAL SUPPORT

MAINTENANCE REPAIR PARTS AND SPECIAL TOOLS LISTS

(INCLUDING DEPOT MAINTENANCE REPAIR PARTS AND SPECIAL TOOLS)

FOR

RAD 0 SET AN GRC-26D
(NSN 5815u00-518u0398)

HEADQUARTERS, DEPARTMENT OF THE ARMY

JULY 1977

Technical Manual
No. 11-5820-256-24P



HEADQUARTERS
DEPARTMENT OF THE ARMY
WASHINGTON, DC., 20 July 1977

**ORGANIZATIONAL, DIRECT SUPPORT, AND GENERAL SUPPORT MAINTENANCE
REPAIR PARTS AND SPECIAL TOOLS LISTS
(INCLUDING DEPOT MAINTENANCE REPAIR PARTS AND SPECIAL TOOLS)
FOR
RADIO SET AN/GRC-26D
(NSN 5815-00-518-0398)
Current as of 8 March 1977**

REPORTING OF ERRORS

You can improve this manual by recommending improvements using DA Form 2028-2 (Test) located in the back of the manual. Simply tear out the self addressed form, fill it out as shown on the sample, fold it where shown, and drop it in the mail.

If there are no blank DA Form 2028-2 (Test) in the back of your manual, use the standard DA Form 2028 (Recommended Changes to Publications and Blank Forms) and forward to the Commander, US Army Electronics Command, ATTN: DRSEL-MA-Q, Fort Monmouth, New Jersey 07703.

In either case, a reply will be furnished direct to you.

		Page	illus figure
SECTION I.	INTRODUCTION.....	1	
	II. REPAIR PARTS LIST	5	
Group	00 Radio Set AN/GRC-26D.....	5	1-7
	01 Control, Radio Set C-1 123/GRC (See TM 1 1-5820-513-24P for parts)		
	02 Control, Remote SwitchingC-1474/GRC	16	8
	03 Modulator, Radio Transmitter MD-239/GR (See TM 11-5820-321-20P and TM 11-5820-321-34P for parts)		
	04 Loudspeaker Assembly LS-206/U (See TM 11-5965-201-14P for parts)		
	05 Tuner, Radio Frequency TN-339/GR (See TM 11-5820-257-12P and TM 11-5820-257-35P for parts)		
	06 Frequency Shift Converter CV- 1 16/URR (See TM 11-5815-221-20P and TM 11-5815-221-34P for parts)		
	07 Mast AB-155/U (See TM 11-5820-251-14P for parzs)		
	08 Mast Base MP-65 (See TM 11 -5820-479-12P and TM 11-5820-479-35P for parts)		
	09 Mast Base MP-76 (No parts authorized)		
	10 Microphone M-29 (No parts authorized)		
	11 Radio Receiver R-390/U RR (See TM 11-5820-357-20P and TM 11-5820-357-35P for parts)		
	12 Reperator, Transmitter TT-76/GGC (See TM 11-5815-238-20P and TM 11-5815-238-34P for parts)		
	13 Shelter S-56/G (See TM 11-5410-200-20P and TM 11-5410-200-34P for parts)		
	14 Switch Box SA-331/U (See TM 11-5930-201-14P for parts)		
	15 Telephone Set TA-312/PT (See TM 11-5805-201-20P and TM 11-5805-201-34P for parts)		
	16 Teletypewriter Set AN/UGC-4 (See TM 11-5815-200-12 and TM 11-5815-200-35P/2 for parts)		
	17 Transmitter, Radio T-368/U RT (See TM 1 1-5820-258-20P and TM 11-5820-258-34P for parts)		
	18 Headset H-113/U (See TM 11-5965-231-14P for parts)		
	19 Generator PU-294/G (See TM 11-6115-223-15P for parts)		
	20 Blower HD-223/G (See TM 11-4140-200-20P and TM 11-4140-200-34P for parts)		
	21 Cabinet CY 1807/G (No parts authorized)		
SECTION III.	SPECIAL TOOLS LIST (NOT APPLICABLE)		
IV.	NATIONAL STOCK NUMBER AND PART NUMBER INDEX	17	

This manual supersedes TM 11-6820-26-20P, 31 July 1973 and TM 11-6820-2S34P, 31 July 1973.

**SECTION I
INTRODUCTION**

1. Scope

This manual lists spares and repair parts; special tools; special test, measurement, and diagnostic equipment (TMDE), and other special support equipment required for performance of organizational, direct support, and general support maintenance of the AN/GRC-26D. It authorizes the requisitioning and issue of spares and repair parts as indicated by the source and maintenance codes.

2. General

This repair parts and special tools list is divided into the following sections:

a. Section II. Repair Parts List A list of spares and repair parts authorized for use in the performance of maintenance. The list also includes parts which must be removed for replacement of the authorized parts. Parts lists are composed of functional groups in numeric sequence, with the parts in each group listed in figure and item number sequence.

b. Section III. Special Tools List Not applicable.

c. Section IV National Stock Number and Part Number Index. A list, in National item identification number (NIIN) sequence, of all National stock numbers (NSN) appearing in the listings, followed by a list, in alphameric sequence, of all part numbers appearing in the listings. National stock numbers and part numbers are cross-referenced to each illustration figure and item number appearance.

3. Explanation of Columns

a. Illustration. This column is divided as follows:

(1) *Figure number.* Indicates the figure number of the illustration on which the item is shown.

(2) *Item number.* The number used to identify item called out in the illustration.

b. Source, Maintenance, and Recoverability (SMR) Codes.

(1) *Source code.* Source codes indicate the manner of acquiring support items for maintenance, repair, or overhaul of end items. Source codes are entered in the first and second positions of the Uniform SMR Code format as follows:

<i>Code</i>	<i>Definition</i>
-------------	-------------------

PA-Item procured and stocked for anticipated or known usage.
XD-A support item that is not stocked. When required, item will be procured through normal supply channels.

NOTE

Cannibalization or salvage may be used as a source of supply for any items source coded above except those coded XA and aircraft support items as restricted by AR 700-42

(2) *Maintenance code.* Maintenance codes are assigned to indicate the levels of maintenance authorized to USE and REPAIR support items. The maintenance codes are entered in the third and fourth positions of the Uniform SMR Code format as follows:

(a) The maintenance code entered in the third position will indicate the lowest maintenance level authorized to remove, replace, and use the *support* item. The maintenance code entered in the third position will indicate one of the following levels of maintenance:

<i>Code</i>	<i>Application/Explanation</i>
-------------	--------------------------------

O -Support item is removed, replaced, used at the organizational level.

F-Support item is removed, *replaced*, used at the direct support level.

(b) The maintenance code entered in the fourth position indicates whether the item is to be repaired and identifies the lowest maintenance level with the capability to perform complete repair (i.e., all authorized maintenance functions). This position will contain one of the following maintenance codes:

<i>Code</i>	<i>Application/Explanation</i>
-------------	--------------------------------

O -The lowest maintenance level capable of complete repair of the support item is the organizational level.

F -The lowest maintenance level capable of complete repair of the support item is the direct support level.

Z - Nonreparable. No repair is authorized.

(3) *Recoverability code.* Recoverability codes are assigned to support items to indicate the disposition action on unserviceable items. The recoverability code is entered in the fifth position of the Uniform SMR Code format as follows:

<i>Recoverability codes</i>	<i>Definition</i>
-----------------------------	-------------------

Z -Nonreparable item. When unserviceable, condemn and dispose at the level indicated in position 3.

O -Reparable item. When uneconomically repairable, condemn and dispose at organizational level.

F -Reparable item. When uneconomically repairable, condemn and dispose at the direct support level.

c. National Stock Number. Indicates the National stock number assigned to the item and will be used for requisitioning purposes.

d. Part Number. Indicates the primary number used by the manufacturer (individual, company, firm, corporation, or Government activity), which controls the design and characteristics of the item by means of its engineering drawings, specifications, standards, and

inspection requirements to identify an item or range of items.

NOTE

When a stock numbered item is requisitioned, the repair part received may have a different part number than the part being replaced.

e. *Federal Supply Code for Manufacturer (FSCM)*. The FSCM is a 5-digit numeric code listed in SB 708-42 which is used to identify the manufacturer, distributor, or Government agency, etc.

f. Description Indicates the Federal item name and, if required, a minimum description to identify the item.

g. *Unit of Measure (UIM)*. Indicates the standard of the basic quantity of the listed item as used in performing the actual maintenance function. This measure is expressed by a two-character alphabetical abbreviation (e.g., ea, in, pr, etc). When the unit of measure differs from the unit of issue, the lowest unit of issue that will satisfy the required units of measure will be requisitioned.

h. *Quantity Incorporated in Unit*. Indicates the quantity of the item used in the breakout shown on the illustration figure, which is prepared for a functional group, subfunctional group, or an assembly.

4. Special Information

The following publications pertain to the AN/GRC-26D and its components:

TM 11-809-10, Radio Transmitter T-368/URT, T-368A/URT, T-368B/URT, T-368C/IURT, T-368D/URT and T-368E/URT; Antenna Tuning Unit BC-939-B; and Radio Frequency Tuner TN-339/GR

TM 11-809-20, Radio Transmitter T-368/URT, T-368A/URT, T-368B/URT, T-368C/URT, T-368D/URT, and T-368E/URT, Antenna Tuning Unit BC-939-B; Radio Frequency Tuner TN-339/GR; and Standing Wave Ratio-Power Meter ME-165/G

TM 11-809-35, Radio Transmitters, T-368/URT, T-368A/URT, T-368B/URT, T-368C/URT, T-368D/URT, and T-368E/URT; Antenna Tuning Unit BC-939-B; Radio Frequency Tuner TN-339/GR; and Standing Wave Ratio-Power Meter ME-165/G

TM 11-2241, Frequency Shift Converters CV-116/URR, CV-116Af/URR, CV-116Bf/URR and CV-116C/URR

TM 11-2300-369-15-1, Installation of Telephone Sets TA-312/PT and TA-I/PT with Reel Equipment CE-11 in Gun, AAA-20MM, XM167

TM 11-4140-200-10OP, Blower Assembly, Electrical HD-223/G

TM 11-4140-200-20P, Blower Assembly, Electrical HD-223/G

TM 11-4140-200-34P, Blower Assembly, Electrical HD-223/G

TM 11-5410-200-20P, Shelters S-56/G, S-56A/G, and S-56B/G

TM 11-5410-200-34P, Shelters S-56/G, S-56A/G, and SB-56B/G

TM 11-5805-201-12, Telephone Set TA-312/PT

TM 11-5805-201-20P, Telephone Set TA-312/PT

TM 11-5805-201-34P, Telephone Set TA-312/PT

TM 11-5805-201-35, Telephone Set TA-312/PT

TM 11-5815-200-12, Teletypewriter Sets AN/FGC-20, AN/FGC-20X, AN/FGC-21, AN/FGC-64, AN/FGC-66, AN/FGC-67, AN/FGC-67X, AN/UGC-4, AN/UGC-29, AN/UGC-29X, and Teleprinter TT-259/FG

TM 11-5815-200-35, Teletypewriter Sets AN/FGC-20, AN/FGC-20X, AN/FGC-21, AN/FGC-64, AN/FGC-66, AN/FGC-67, AN/FGC-67X, AN/UGC-29, AN/UGC-29X, and Teleprinter TT-259/FG

TM 11-5815-200-35P/2, Teletypewriter Sets ANIFGS-20X and AN/UGC-4

TM 11-5815-221-10P, Frequency Shift Converter CV-

116/URR, CV-116A, B, CI/URR

TM 11-5815-221-20P, Converters, Frequency Shift CV-116/URR, CV-116A/URR, CV-116B/URR, and CV-116C/UJRR

TM 11-5815-221-34P, Converters, Frequency Shift CV-116/URR, CV-116A/URR, CV-116B/URR, and CV-116C/URR

TM 11-5815-238-12, Teletypewriter Sets AN/GGC-3 and AN/GGC-3A and Teletypewriter Reperforator-Transmitters TT-76/GGC, TT-76A/GGC, TT-76B/GGC, and TT-76C/GGC

TM 11-5815-238-20P, Teletypewriter Sets AN/GGC-3 and AN/GGC-3A and Teletypewriter Reperforator-Transmitters TT-76/GGC, TT-76A/GGC, TT-76B/GGC, and TT-76C/GGC

TM 11-5815-238-35, Teletypewriter Sets ANIGGC-3 and AN/GGC-3A and Teletypewriter Reperforator-Transmitter TT-76/GGC, TT-76A/GGC, TT-76B/GGC and TT-76C/GGC

TM 11-5820-251-14P, Masts AB-155/U, AB-155A/U, and AB-155B/U

TM 11-5820-256-10, Radio Set AN/GRC-26D

TM 11-5820-256-20, Radio Set AN/GRC-26D

TM 11-5820-256-35, Radio Set ANI/GRC-26D

TM 11-5820-257-12P, Antenna Tuning Units BC-939-A and BC-939-B and Tuner, Radio Frequency TM-339/GR

TM 11-5820-257-35P, Antenna Tuning Units BC-939-A and BC-939-B and Tuner, Radio Frequency TN-339/GR

TM 11-5820-258-20P, Radio Transmitters T-368/URT, T-368A/URT, T-368B/URT, T-368C/URT, T-368D/URT, and T-368E/URT

TM 11-5820-258-34P, Radio Transmitters T-368/URT, T-368A/URT, T-368B/URT, T-368C/URT, T-368D/URT, and T-368E/URT

TM 11-5820-321-10P, Modulator, Radio MD-239/GR and MD-239A/GR

TM 11-5820-321-20P, Modulators, Radio MD-239/GR and MD-239A/GR

TM 11-5820-321-34P, Modulators, Radio MD-239/GR and MD-239A/GR

TM 11-5820-357-10, Radio Receiver R-390/URR

TM 11-5820-357-20, Radio Receiver R-390/URR

TM 11-5820-357-20P, Receiver, Radio R-390/URR

TM 11-5820-357-35, Radio Receiver R-390/URR

TM 11-5820-357-35P, Receiver, Radio R-390/URR

TM 11-5820-479-12P, Mast Base MP-65, MP-65A and MP-65B

TM 11-5820-479-35P, Mast Base MP-65, MP-65A and MP-65B

TM 11-5820-513-24P, Control, Radio Set C-1123/GRC

TM 11-5930-201-14P, Switch Box SA-331/U

TM 11-5965-201-14P, Loudspeaker Assemblies LS-206/U and LS-206AIU

TM 11-5965-231-14P, Headset, Electrical H-113/U

TM 11-6115-223-15P, Generator Set, Gasoline Engine, Trailer Mounted PU-294/U

5. How to Locate Repair Parts

a. When National stock number or part number is unknown.

(1) *First*. Using the table of contents, determine the functional group within which the item belongs. This is necessary since illustrations are prepared for functional groups and listings are divided into the same groups.

(2) *Second*. Find the illustration covering the functional group to which the item belongs.

(3) *Third*. Identify the item on the illustration and note the illustration figure and item number of the

item.

(4) *Fourth* Using the repair parts listing, find the figure and item number noted on the illustration.

b. When National stock number or part number is known.

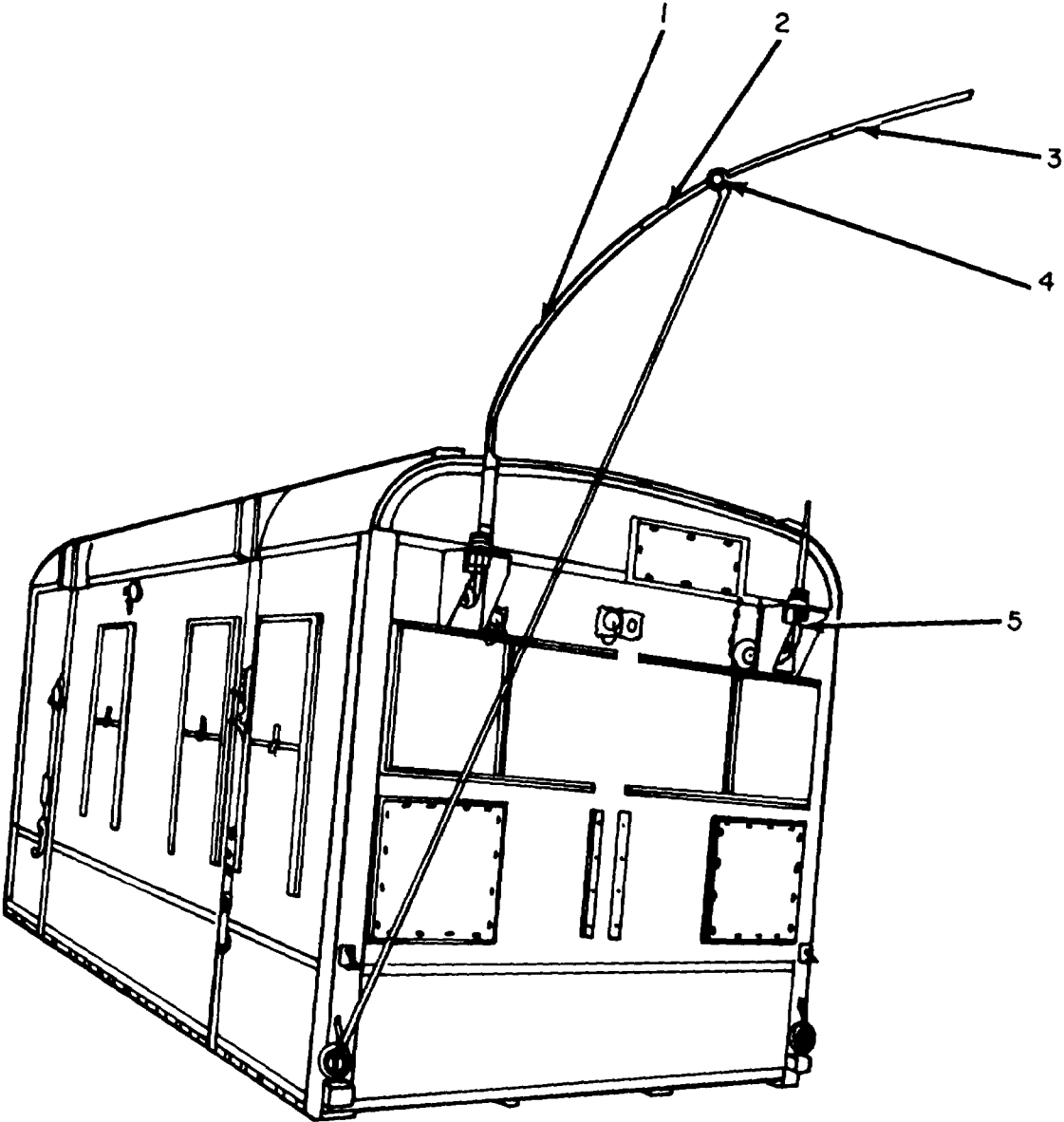
(1) *First* Using the index of National stock numbers and part numbers, find the pertinent National stock number or part number. This index is in NIIN se-

quence followed by a list of part numbers in alphameric sequence, cross-referenced to the illustration figure number and item number.

(2) *Second*. After finding the figure and item number, locate the figure and item number in the repair parts list.

6. Abbreviations

Not applicable.



EL2HG001

Figure 1. Radio Set AN/GRC-26D, Exterior View.

SECTION II

(1) ILLUSTRATION		(2)	(3)	(4)	(5)	(6)	(7)	(8)
(a) FIG NO.	(b) ITEM NO.	SMR CODE	NATIONAL STOCK NUMBER	PART NUMBER	FSCM	DESCRIPTION USABLE ON CODE	U/M	QTY INC IN UNIT
						GROUP 00 RADIO SET AN/GRC-260		
1	1	PAOZZ	5985-00-199-8831	MS116A	96906	MAST SECTION	EA	7
1	2	PAOZZ	9185-00-11S-7149	NS117?	96906	MAST SECTION	EA	3
1	3	PAOZZ	5985-00-238-7474	MSXIISA	96906	MAST SECTIGN	EA	3
1	4	PAOZZ	5340-00-286-2491	SC819491	80063	CLAMP, LOOP	EA	3
1	5	PAOZZ	5820-00-404-2718	MP-50-A	99176	BRACKET	EA	2
					5			

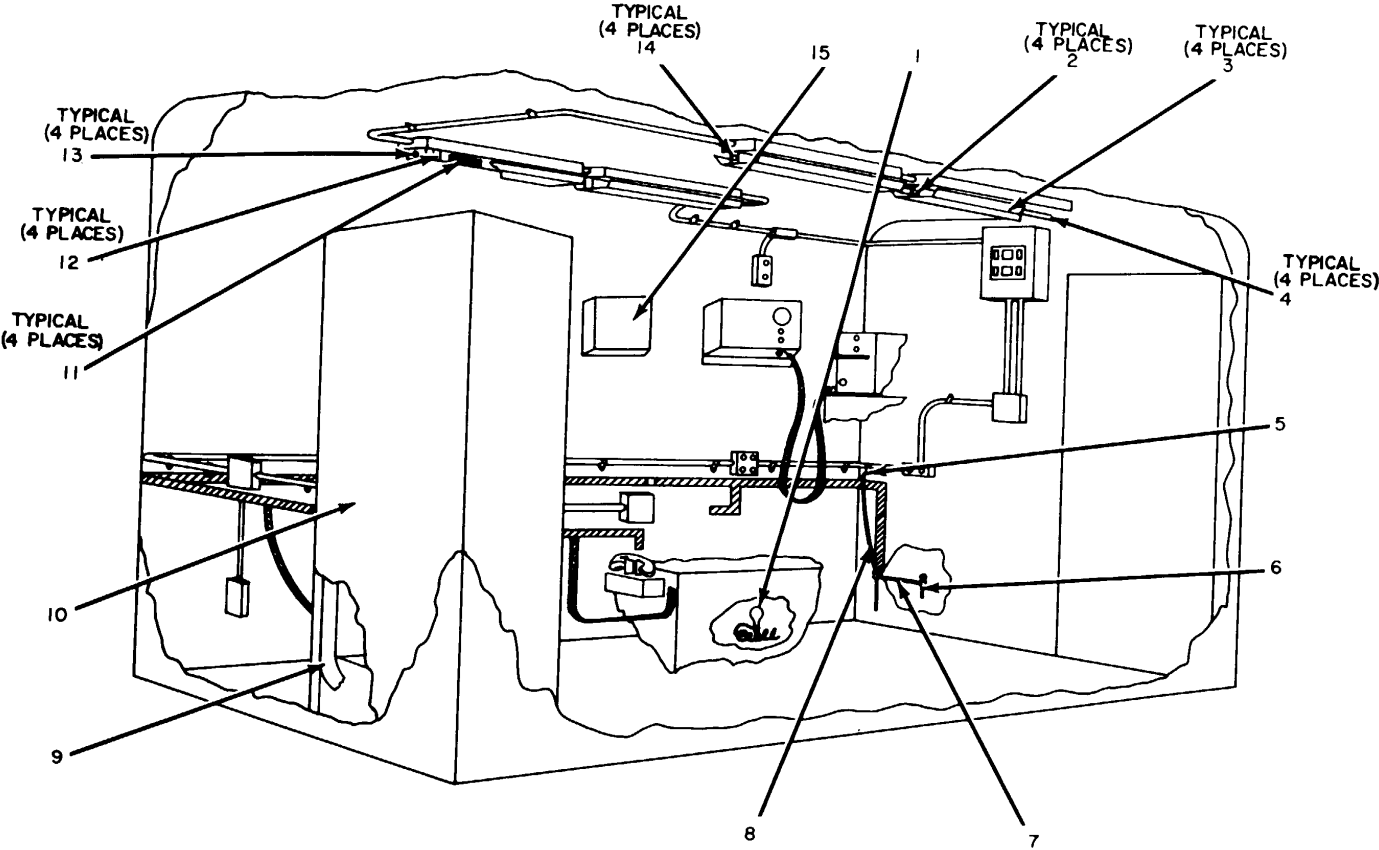


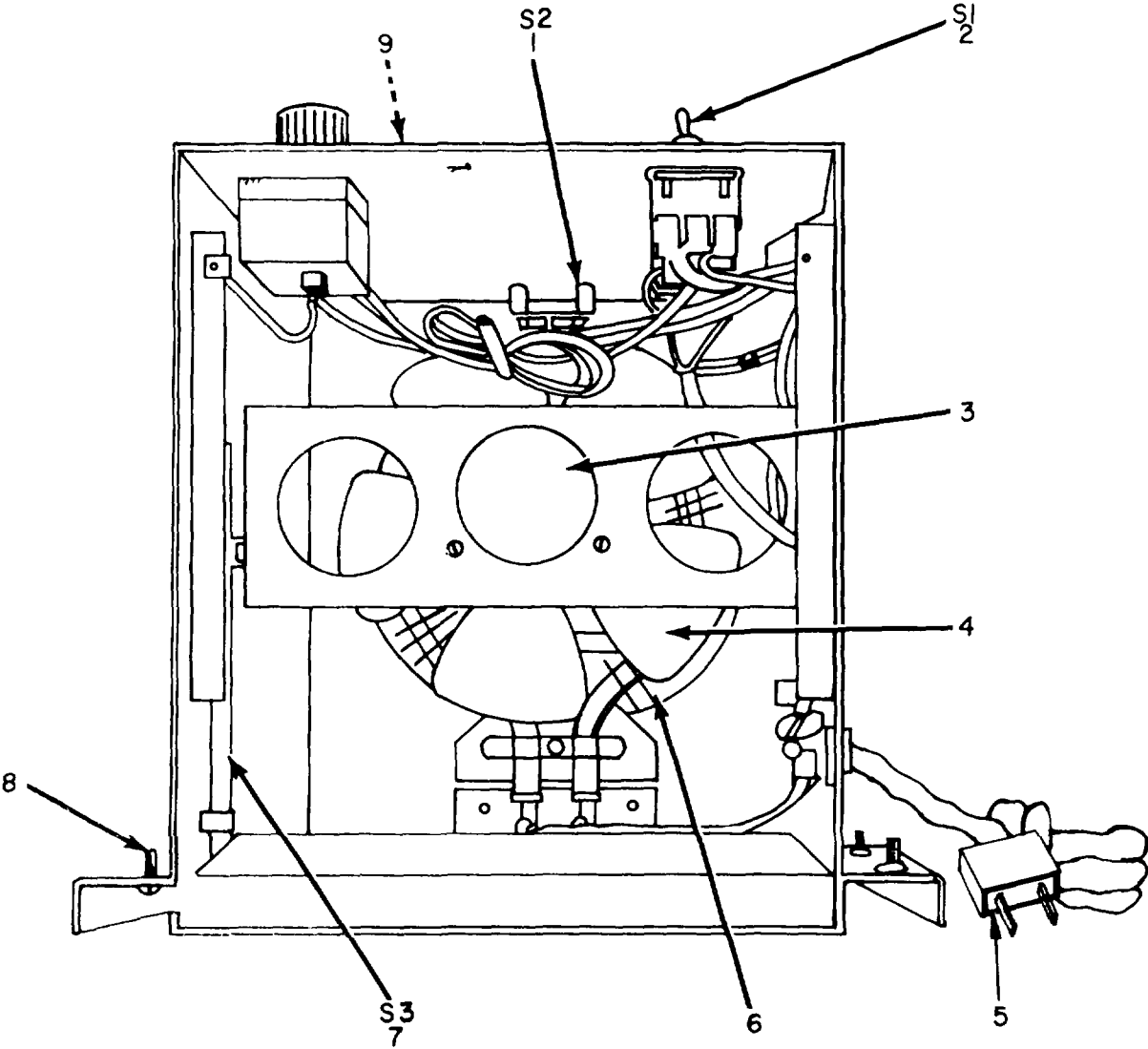
Figure 2. Radio Set AN/GRC-26D, Interior View.

EL2HG002

SECTION II

TM 11-5820-256-24P

(1) ILLUSTRATION		(2)	(3)	(4)	(5)	(6)	(7)	(8)
(a) FIG NO.	(b) ITEM NO.	SMR CODE	NATIONAL STOCK NUMBER	PART NUMBER	FSCM	DESCRIPTION USABLE ON CODE	U/M	QTY INC IN UNIT
2	1	PAOZZ	6240-00-155-8634	50A/RS	03028	LAMP, INCANDESCENT	EA	1
2	2	XDFZZ		78X729	24446	LAMPHOLOER	EA	4
2	3	PAOZZ	6210-00-223-8099	265706	05960	GUARO, LAMP	EA	4
2	4	PAOZZ	6240-00-538-8447	T-12	88204	LAMIP, FLUMESCENT	EA	4
2	5	PAFZZ	5975-00-29-6425	57868	03743	CLAIP, ELECTRICAL	EA	1
2	6	PAOZZ	5975-00-511-8658	SCB77592A	80063	ROD, GROUND	EA	1
2	7	PAOZZ	5995-00-279-2576	S-A 4024	08018	LEAD, ELECTRICAL,	EA	1
2	8	PAOZZ	5995-00-171-3090	4161	08018	LEAD, ELECTRICAL	EA	1
2	9	PAOZZ	4720-00-5Z0-1995	SMC200855	80063	HOSE, AIR DUCT	EA	1
2	10	PAOGO	5820-00-503-0951	CY-ISOT/G	80058	CABINET CY-1807/G	EA	1
2	11	PAFZZ	6250-00-646-6603	S-1	02441	BALLAST, LAMP	EA	4
2	12	PAOZZ	6250-00-194-4794	FS-2	80368	STARTER, FLUORESCENT LAMP	EA	4
2	13	PAFZZ	5910-00-553-6096	591A	02777	CAPACITOR, FIXEO, PAPER	EA	4
2	14	XOFZZ		720	75582	SW ITCH, TOGGLE	EA	4
2	15	PAOFF	5120-00-503-346B	SCD75432	80063	CONTROL, REMOTE SWITCHING	EA	1
					7			



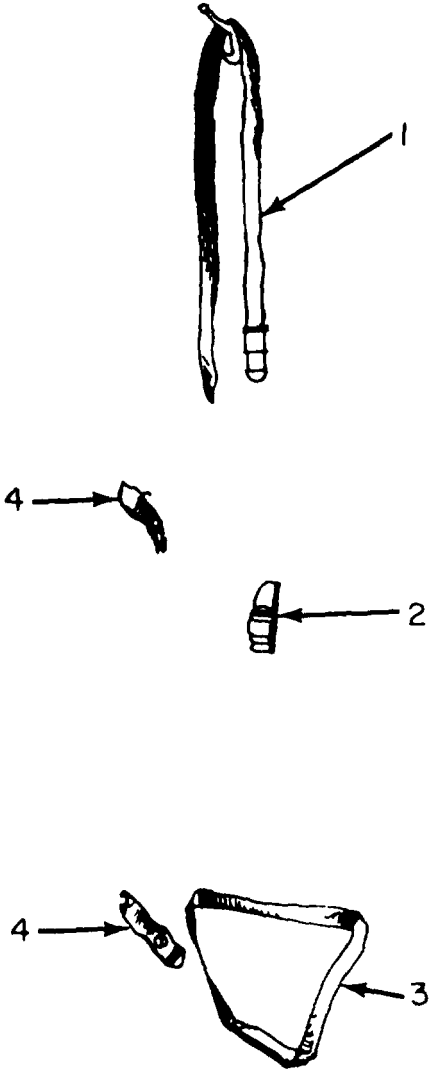
EL2HG003

Figure 3. Radio Set AN/GRC-26d, Space Heater, Electrical HD-375/U.

SECTION II

TM 11-5820-256-24P

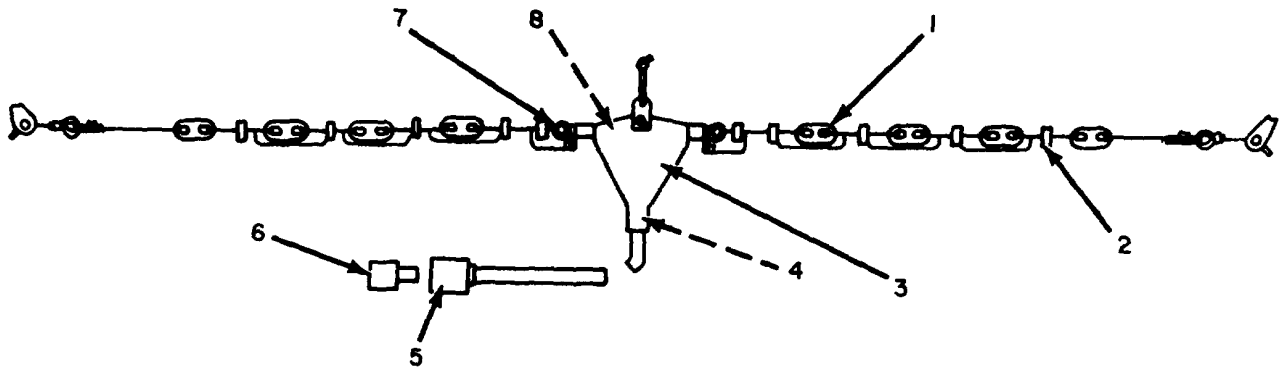
(1) ILLUSTRATION		(2)	(3)	(4)	(5)	(6)	(7)	(8)
(a) FIG NO.	(b) ITEM NO.	SMR CODE	NATIONAL STOCK NUMBER	PART NUMBER	FSCM	DESCRIPTION USABLE ON CODE	U/M	QTY INC IN UNIT
3	1	XDFZZ		SM8346428	80063	CIRCUIT BREAKER	EA	1
3	2	PAFZZ	5930-00-615-9376	MS35059-21	81349	SWITCH.TOGGLE	EA	1
3	3	PAFZZ	6105-00-5605739	6341A	70490	MOTOR, ALTERNATING CURRENT	EA	1
3	4	XDFZZ		2315	70490	BLADE, FAN	EA	1
3	5	PAFZZ	5935-00-552-4490	UP-120M	81349	CONNECTOR, PLUG, ELECTRICAL UP-120M	EA	1
3	6	PAFZZ	4540-00-404-9232	102-M-4-1	70490	HEATING ELEMENT, ELECTRICAL	EA	1
3	7	XDFZZ		102-M-4	70490	THERMOSTAT, TERPERATURE CONTROLLINGEA	EA	1
3	8	XDFZZ		AN2285P	80058	PIN.GROOVED.HEADLESS	EA	4
3	9	PAFZZ	9905-00-562-8897	3246-A	70490	PLATE, IDENTIFICATION	EA	1
					9			



EL2HG004

Figure 4. Radio Set AN/GRC-26D, Part of Roadside Wall.

ILLUSTRATION		(2)	(3)	(4)	(5)	(6)	(7)	(8)
(a)	(b)	SMR CODE	NATIONAL STOCK NUMBER	PART NUMBER	FSCM	DESCRIPTION	U/M	QTY INC IN UNIT
FIG NO.	ITEM NO.					USABLE ON CODE		
4	1	PAOZZ	5815-00-408-4347	SCD19825	80063	STRAP.WEBBING	EA	1
4	2	PAOZZ	5815-00-813-9768	SCD19825A	80063	STRAP, WEBBING	EA	1
4	3	PAOZZ	5815-00-579-6007	SCD19825BGRP2	80063	STRAP.MOUNTING	EA	1
4	4	PAOZZ	5820-00-497-8792	SCB27964	80063	STRAP, WEBBING	EA	2



EL2HG005

Figure 5. Radio Set AN/GRC-26D, Doublet Antenna.

(1) ILLUSTRATION		(2)	(3)	(4)	(5)	(6)	(7)	(8)
(a) FIG NO.	(b) ITEM NO.	SMR CODE	NATIONAL STOCK NUMBER	PART NUMBER	FSCM	DESCRIPTION USABLE ON CODE	U/M	QTY INC IN UNIT
5	1	PAOZZ	5970-00-405-8971	NS4B5224	81349	INSULATOR, STRAIN	EA	12
5	2	PAOZZ	5940-00-577-7076	KS-90	O9922	SPLICE, CONDUCTOR	EA	12
5	3	PAOZZ	5970-00-284-8920	S-5F	44982	INSULATOR, BOWL	EA	3
5	4	XDOZZ		N53B5240	81350	INSULATOR, STIAIN	EA	3
5	5	PAFZZ	5935-00-928-3127	UG-21D/U	80058	CONECTOR, PLUG, ELECTRICAL UG-21D/U	EA	3
5	6	PAFZZ	5985-00-247-6281	CC-51	08018	CONNECTOR, ADAPTER, ELECTRICAL	EA	3
5	7	PAOZZ	5975-00-284-8940	AN-3111-3	81350	RING, ELECTRICAL BONDING	EA	6
5	8	PAOZZ	5970-00-547-9185	C78	05690	INSULATION, SLEEVING, ELECTRICAL	EA	3

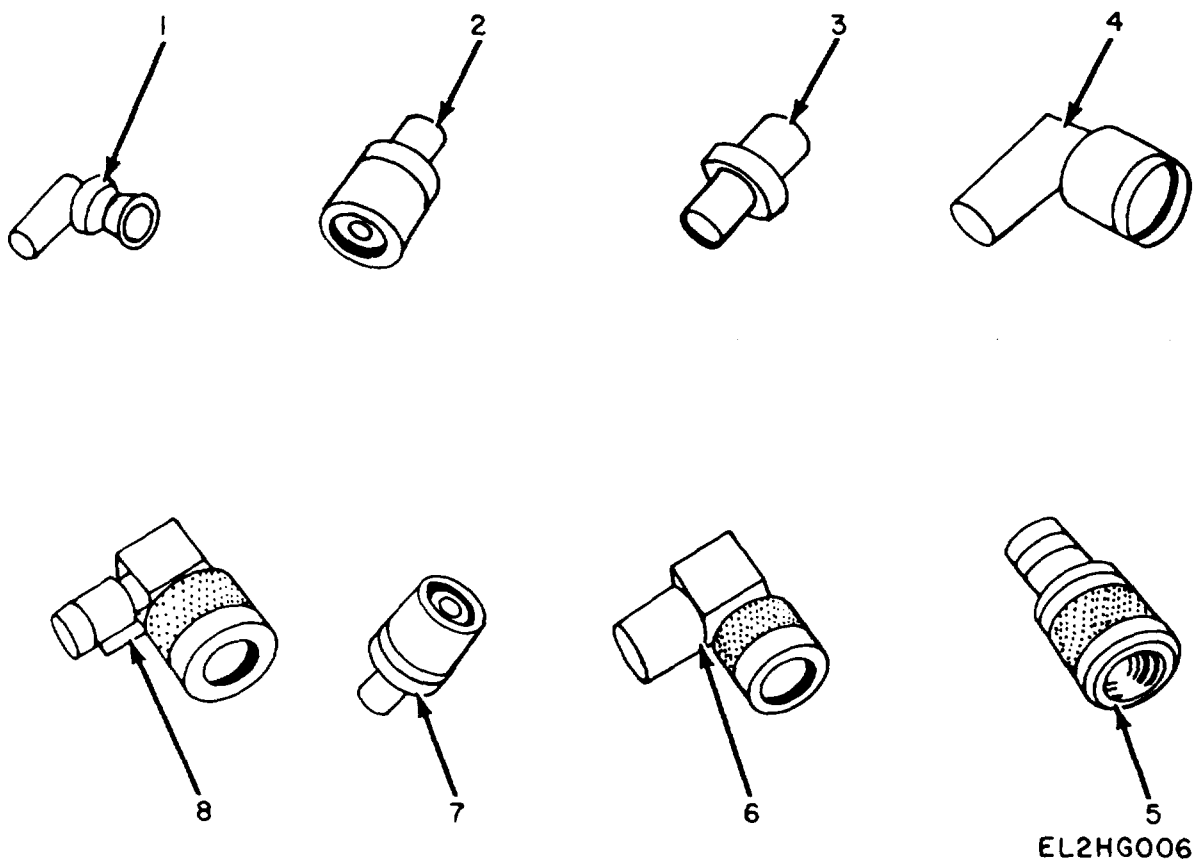


Figure 6. Radio Set AN/GRC-26D, Adapter Connectors.

(1) ILLUSTRATION		(2)	(3)	(4)	(5)	(6)	(7)	(8)
(a) FIG NO.	(b) ITEM NO.	SMR CODE	NATIONAL STOCK NUMBER	PART NUMBER	FSCM	DESCRIPTION USABLE ON CODE	U/M	QTY INC IN UNIT
6	1	PAOZZ	5935-00-847-2600	UG-306A/U	80058	CONNECTOR, ADAPTER, ELECTRICAL UG-306A/U	EA	4
6	2	PAOZZ	5935-00-557-9862	UG-636A/U	80058	CONNECTOR, ADAPTER, ELECTRICAL UG-636A/U	EA	1
6	3	PAOZZ	5935-00-259-0019	UG-643/U	80058	CONNECTOR, ADAPTER, ELECTRICAL UG-643/U	EA	2
6	4	PAOZZ	5935-00-201-2410	UG 971/U	80058	CONNECTOR, ADAPTER, ELECTRICAL UG 971/U	EA	2
6	5	PAOZZ	5935-00-259-0099	UG-637/U	80058	CONNECOTR, ADAPTER, ELECTRICAL UG-637/U	EA	2
6	6	PAFZZ	5935-00-201-2755	UG-567A/U	80058	CONNECOTR, ADAPTER, ELECTRICAL UG-567A/U	EA	1
6	7	PAFZZ	5935-00-259-2019	AN-3057-68	81350	CONNECOTR, ADAPTER, ELECTRICAL UG-567A/U	EA	4
6	8	PAFZZ	5935-00-204-8382	UG-27C/U	80058	CONNECOTR, ADAPTER, ELECTRICAL UG-27C/U	EA	1

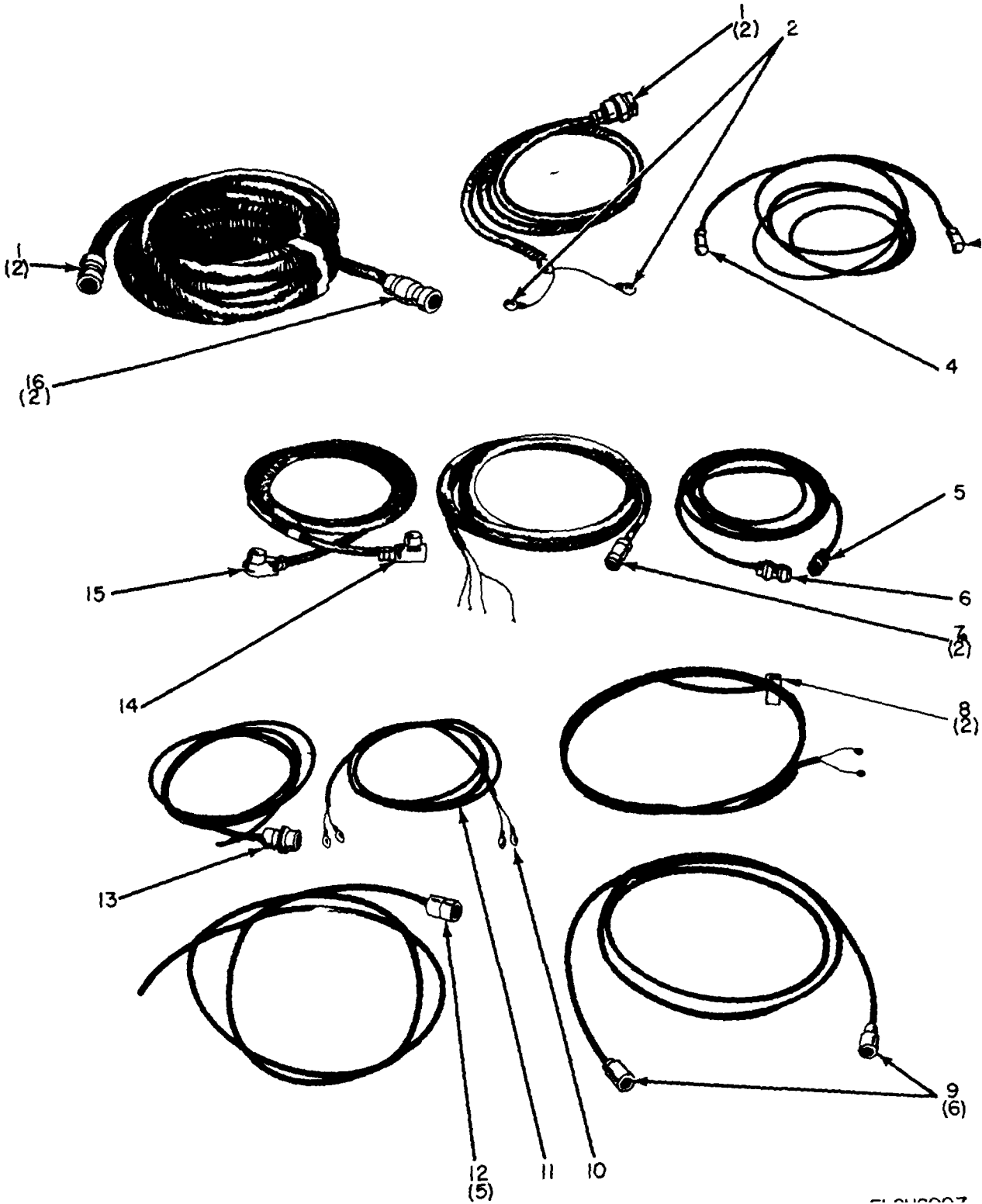
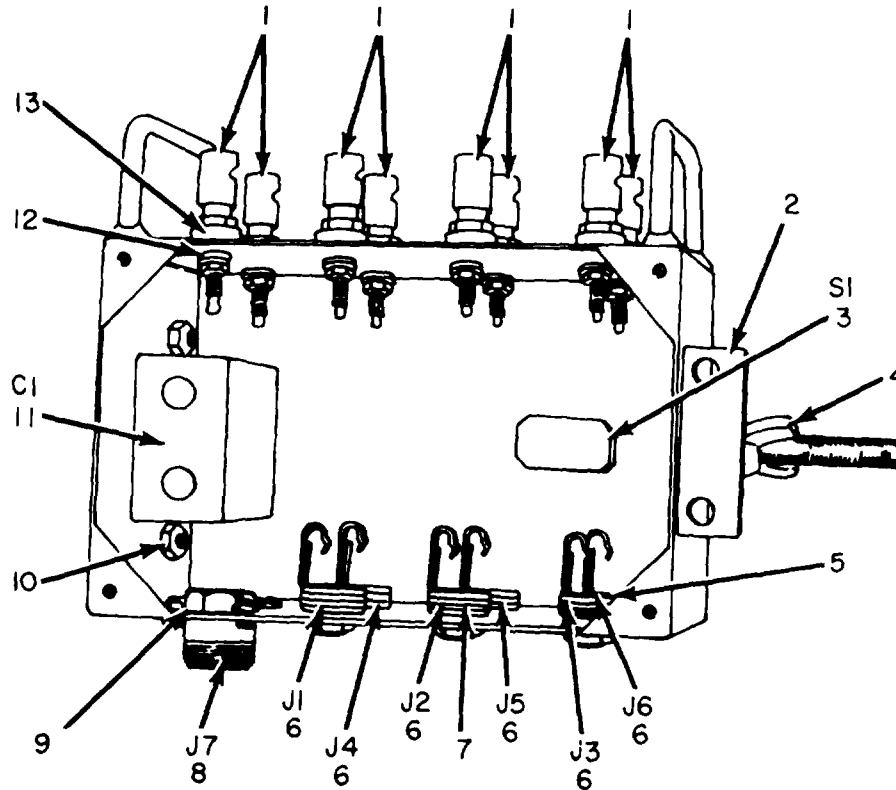


Figure 7. Radio Set AN/GRC-26D. Cable Assemblies.

EL2HG007

(1) ILLUSTRATION		(2)	(3)	(4)	(5)	(6)	(7)	(8)
(a) FIG NO.	(b) ITEM NO.	SMR CODE	NATIONAL STOCK NUMBER	PART NUMBER	FSCM	DESCRIPTION USABLE ON CODE	U/M	QTY INC IN UNIT
7	1	PAFZZ	5935-00-231-1165	BP8732	15235	CONNECTOR, PLUG, ELECTRICAL	EA	4
7	2	XDFZZ		9/16	77860	TERMINAL, LUG	EA	2
7	3	PAFZZ	5935-00-149-3985	9754	74545	CONNECTOR, PLUG, ELECTRICAL	EA	1
7	4	XDFZZ		UG-21D/U	80058	CONNECTOR, PLUG, ELECTRICAL UG-21D/U	EA	1
7	5	PAFZZ	5935-00-644-9401	AN-3106A-145-2P	88044	CONNECTOR, PLUG, ELECTRICAL AN-3106A-145-2P	EA	1
7	6	PAFZZ	5935-00-280-2829	AN-3106A-14S-2P	81350	CONNECTOR, PLUG, ELECTRICAL AN-3106A-14S-2P	EA	1
7	7	PAFZZ	5935-00-820--0555	MS3106R14S5S	96906	CONNECTOR, PLUG, ELECTRICAL	EA	2
7	8	PAFZZ	5935-00-149-2901	AN-3106A-14S-7P	81350	CONNECTOR, PLUG, ELECTRICAL AN-3106A-14S-7P	EA	2
7	9	PAFZZ	5935-00-149-4066	UG-88C/U	80058	CONNECTOR, PLUG, ELECTRICAL UG-88C/U	EA	6
7	10	PAFZZ	5999-00-646-5879	R-93-8	70892	CONTACT, ELECTRICAL	EA	4
7	11	PAFZZ	6145-00-283-9634	SCC75544	80063	CORD ASSEMBLY, ELECTRICAL	EA	1
7	12	PAFZZ	5935-00-660-4302	UG-573A/U	80058	CONNECTOR, PLUG, ELECTRICAL UG-573A/U	EA	5
7	13	PAFZZ	5935-00-283-2950	UG-77/U	80058	CONNECTOR, PLUG, ELECTRICAL UG-77/U	EA	1
7	14	PAFZZ	5935-00-258-4403	164-201-3S(17)	02660	CONNECTOR, PLUG, ELECTRICAL	EA	1
7	15	PAFZZ	5935-00-549-5116	164-201-3R(17)	02660	CONNECTOR, PLUG, ELECTRICAL	EA	1
7	16	PAFZZ	5935-00-258-7948	BRM-70732	15235	CONNECTOR, PLUG, ELECTRICAL	EA	2



EL2HG008

Figure 8. Control, Remote Switching C-1474/GRC.

(1) ILLUSTRATION		(2)	(3)	(4)	(5)	(6)	(7)	(8)
(a) FIG NO.	(b) ITEM NO.	SMR CODE	NATIONAL STOCK NUMBER	PART NUMBER	FSCM	DESCRIPTION USABLE ON CODE	U/M	QTY INC IN UNIT
8	1	PAFZZ	5940-00-283-5386	U-106/U	80058	GROUP 02 CONTROL, REMOTE SWITCHING C-1474/GRC	EA	8
8	2	XDFZZ		SC-B-75434A	80063	POST, BINDING	EA	1
8	3	PAFZZ	5930-00-655-1514	ST-47A	09504	CLA/P, MOUNTING	EA	1
8	4	XOFZZ	5310-00-827-8487	PK355-624	21847	SWITCH, TOGGLE	EA	1
8	5	XDFZZ		994-16	07074	MIUT, PLAIN, WING	EA	6
8	6	PAFZZ	5935-00-192-4789	JJ-089	81349	WASHER, NONMETALLIC	EA	6
8	7	XDFZZ		994-17	07074	JACK, TELEPHONE	EA	6
8	8	PAFZZ	5935-00-801-6616	AN-3102A-145-75	81349	WASHER, NONMETALLIC	EA	6
8	9	XDFZZ	5310-00-088-0551	22NM-40	72962	CONNECTOR, RECEPTACLE, ELECTRICAL	EA	1
8	10	XDFZZ	5310-00-811-3494	22NM-40	72962	NUT, SELF LOCKING, HEXAGON	EA	4
8						NUT, SELF LOCKING, HEXAGON	EA	2

8	11	PAFZZ	5910-00-811-9648	MI ILC25	81349	CAPACITOR, FIXEODPAPER	EA	1
8	12	XDFZZ		106-7	88050	INSULATOR.WASHER	EA	8
8	13	XDOFZZ		106-6	88050	INSULATOR.WASHER	EA	8

SECTION IV NATIONAL STOCK NUMBER AND PART NUMBER INDEX

NOTE: LATEST NATIONAL STOCK NUMBER AND PART NUMBER ASSIGNMENTS ARE INCLUDED AT END OF INDEX

STOCK NUMBER	FIGURE NO.	ITEM NO.	STOCK NUMBER	FIGURE NO.	ITEM NO.
5985-00-115-7149	1	2	6145-00-283-9634	7	11
5935-00-149-2901	7	8	5970-00-284-8920	S	3
5935-00-149-4066	7	9	5975-00-284-8940	5	7
6240-00-155-8634	2	1	5340-00-286-2491	1	4
5995-00-171-3090	2	8	5820-00-404-2718	1	5
5985-00-199-8831	1	1	4540-00-404-9232	3	6
5935-00-201-2410	6	4	5970-00-405-8971	5	1
5935-00-201-2755	6	6	5820-00-497-8792	4	4
5935-00-204-8382	6	8	5975-00-511-8658	2	6
6210-00-223-8099	2	3	4720-00-520-1995	2	9
5935-00-231-1165	7	1	6240-00-538-8447	2	4
5985-00-238-7474	1	3	5910-00-553-6096	2	13
5985-00-247-6281	5	6	5935-00-557-9862	6	2
5935-00-258-4403	7	14	6105-00-560-5739	3	3
5935-00-258-7948	7	16	9905-00-562-8897	3	9
5935-00-259-0019	6	3	5940-00-577-7076	5	2
5935-00-259-0099	6	5	5815-00-579-6007	4	3
5935-00-259-2019	6	7	5999-00-646-5879	7	10
5995-00-279-2576	2	7	6250-00-646-6603	2	11
5975-00-279-6425	2	5	5935-00-660-4302	7	12
5935-00-280-2829	7	6	5815-00-813-9768	4	2
5935-00-283-2950	7	13	5935-00-847-2600	6	1

PART NUMBER	FSCM	FIG. NO.	ITEM NO.	PART NUMBER	FSCM	FIG. NO.	ITEM NO.
AN-3057-6B	81350	6	7	UG-21D/U	80058	5	5
AN-3106A-14S-2P	81350	7	6	UG-21D/U	80058	7	4
				UG-27C/U	80058	6	8
AN-3106A-145-7P	81350	7	8	UG-306A/U	80058	6	1
AN-3111-3	81350	5	7	UG-567A/U	80058	6	6
AN2285P	80058	3	8	UG-573A/U	80058	7	12
BP8732	15235	7	1	UG-636A/U	80058	6	2
BRM-7073215235	7	16	UG-637/U	80058	6	5	
C78	05690	5	8	UG-643/U	80058	6	3
CC-51	08018	5	6	UG-77/U	80058	7	13
CY-1807/G80058	2	10	UG-88C/U	80058	7	9	
FS-2	80368	2	12	UG-971/U	80058	6	4
KS-90	09922	5	2	UP-120M	81349	3	5
MP-50-A	99176	1	5	WS-A-4024	08018	2	7
MS116A	96906	1	1	102-M-4	70490	3	7
NS117A	96906	1	2	102-M-4-1	70490	3	6
MSI18A	96906	1	3	164-201-3P(17)	02660	7	15
NS385240	81350	5	4	164-201-3S(17)	02660	7	14
N5485224	81349	5	1	2315	70490	3	4
R-93-8	70892	7	10	26-5708	05960	2	3
5-1	02441	2	11	3246-A	70490	3	9
S-SF	42498	5	3	4161	08018	2	8
SCB19491	80063	1	4	50A/RS	03028	2	1
SC827964	80063	4	4	57868	03743	2	5
SC877592A80063	2	6	591A	02777	2	13	
SCC75544	80063	7	11	6341A	70490	3	3
SCD19825	80063	4	1	720	75582	2	14
SCD1982SA	80063	4	2	78X729	24446	2	2
SCD1982586RP2	80063	4	3	9/16	77860	7	2
SNC20085580063	2	9	9754	74545	7	3	
T-12	88204	2	4				

SECTION IV

NATIONAL STOCK NUMBER AND PART NUMBER INDEX

LATEST NATIONAL STOCK NUMBER ASSIGNMENTS

STOCK NUMBER	FIG. NO.	ITEM NO.	STOCK NUMBER	FIG. NO.	ITEM NO.
5310-00-088-0551	8	9	5935-00-552-4490	3	5
5935-00-149-3985	7	3	5930-00-615-9376	3	2
5935-00-192-4789	8	6	5935-00-644-9401	7	5
6250-00-194-4794	2	12	5930-00-655-1514	8	3
5940-00-283-5386	8	1	5935-00-801-6616	8	8
5815-00-408-4347	4	1	5310-00-811-3494	8	10
5820-00-503-0951	2	10	5910-00-811-9648	8	11
5820-00-503-3468	2	15	5935-00-820-0555	7	7
5970-00-547-9185	5	8	5310-00-827-8487	8	4
5935-00-549-5116	7	15	5935-00-928-3127	5	5

LATEST PART NUMBER ASSIGNMENTS

PART NUMBER	FSCM	FIG. NO.	ITEM NO.
AN-3106A-145-25	88044	7	5
AN-3102A-145-7S	81349	8	8
JJ-089	81349	8	6
MILC25	81349	8	11
MS3106R14555	96906	7	7
MS35059-21	81349	3	2
PK355-624	21847	8	4
SC-B-75434A	80063	8	2
SCO75423	80063	2	15
SMB346428	80063	3	1
ST-42A	09504	8	3
U-106/U	80058	8	1
106-6	88050	8	13
106-7	88050	8	12
22NM-40	72962	8	9
22NM-82	72962	8	10
994-16	07074	8	5
994-17	07074	8	7

RECOMMENDED CHANGES TO EQUIPMENT TECHNICAL PUBLICATIONS



THEN... JOT DOWN THE DOPE ABOUT IT ON THIS FORM, CAREFULLY TEAR IT OUT, FOLD IT AND DROP IT IN THE MAIL!

SOMETHING WRONG WITH THIS PUBLICATION?

FROM: (PRINT YOUR UNIT'S COMPLETE ADDRESS)

DATE SENT

PUBLICATION NUMBER

PUBLICATION DATE

PUBLICATION TITLE

BE EXACT... PIN-POINT WHERE IT IS

PAGE NO.

PARA-GRAPH

FIGURE NO.

TABLE NO.

IN THIS SPACE TELL WHAT IS WRONG AND WHAT SHOULD BE DONE ABOUT IT:

TEAR ALONG PERFORATED LINE

PRINTED NAME, GRADE OR TITLE, AND TELEPHONE NUMBER

SIGN HERE:

DA FORM 2028-2 JUL 79

PREVIOUS EDITIONS ARE OBSOLETE.

P.S.—IF YOUR OUTFIT WANTS TO KNOW ABOUT YOUR RECOMMENDATION MAKE A CARBON COPY OF THIS AND GIVE IT TO YOUR HEADQUARTERS.

By Order of the Secretary of the Army:

Official:

PAUL T. SMITH
Major General, United States Army
The Adjutant General

BERNARD W. ROGERS
General, United States Army
Chief of Staff

Distribution:

To be distributed in accordance with DA Form 12-51, organizational maintenance requirements for AN/GRC-26.

* U.S. GOVERNMENT PRINTING OFFICE : 1983 O - 381-302 (434)

