

*Pyggy Lt*

*T.O. 31A2-2BRC32-4*

*Sumbr.*

**(AN 16-30GRC32-4)**

**ILLUSTRATED PARTS BREAKDOWN**

**RADIO SETS**

**AN/GRC-32, AN/GRC-32A AND AN/GRC-32B**

(FEDERAL MANUFACTURING AND ENGINEERING)

PUBLISHED UNDER AUTHORITY OF THE SECRETARY OF THE AIR FORCE  
AND THE CHIEF OF THE BUREAU OF AERONAUTICS

Reproduction for non-military use of the information or illustrations contained in this publication is not permitted without specific approval of the issuing service (BuAer or AMC). The policy for use of Classified Publications is established for the Air Force in AFR 205-1 and for the Navy in Navy Regulations, Article 1509.

**LIST OF REVISED PAGES ISSUED**

**INSERT LATEST REVISED PAGES. DESTROY SUPERSEDED PAGES.**

NOTE: The portion of the text affected by the current revision is indicated by a vertical line in the outer margins of the page.

\* The asterisk indicates pages revised, added or deleted by the current revision.

**ADDITIONAL COPIES OF THIS PUBLICATION MAY BE OBTAINED AS FOLLOWS:**

USAF ACTIVITIES.—In accordance with Technical Order No. 00-5-2.  
NAVY ACTIVITIES.—Submit request to nearest supply point listed below, using form NavAer-140: NAS, Alameda, Calif.; ASD, Orote, Guam; NAS, Jacksonville, Fla.; NAS, Norfolk, Va.; NASD, Oahu; NASD, Philadelphia, Pa.; NAS, San Diego, Calif.; NAS, Seattle, Wash.  
For listing of available material and details of distribution see Naval Aeronautics Publications Index NavAer 00-500.

USAF



AN 16-30GRC32-4

This page is blank

<b>SECTION I</b> <b>INTRODUCTION</b>
---

**1-1. GENERAL.**

1-2. This Illustrated Parts Breakdown illustrates, lists and describes the groups, assemblies, detail parts and attaching parts for Radio Sets AN/GRC-32, AN/GRC-32A and AN/GRC-32B manufactured by Federal Manufacturing and Engineering Corporation, Brooklyn, New York.

**1-3. GROUP ASSEMBLY PARTS LIST.**

1-4. The Group Assembly Parts List consists of illustrations and accompanying parts lists for the assemblies, subassemblies and detail parts of the equipment. An indentation system is used to show assembly relationship. Parts are indexed in the proper sequence of disassembly.

1-5. "ATTACHING PARTS" are followed by the separating symbol to aid in distinguishing them from subsequent lists of parts. The indentation of attaching parts is the same as the parts they attach except when the attaching parts are supplied with the component to which they attach.

1-6. ILLUSTRATIONS. The illustrations for the Group Assembly Parts List are mainly halftones which show the complete groups or assemblies and the location of each part. When necessary, an exploded view line drawing is used to identify parts which cannot be properly listed or identified clearly in an assembled view. Parts on the illustrations are indexed for cross-reference with the listing for each illustration.

1-7. PART NUMBERS. The numbers listed are those of Federal Manufacturing and Engineering Corporation unless otherwise indicated as Government Standard (AN, JAN, UG, AF or NAS) or manufacturers' part numbers. Hardware and other items procurable from normal commercial sources but having no assigned numbers are listed as "COMM" in the Part Number column. The term "No Number" is used to list manufacturers' parts when they have no assigned number.

1-8. Government furnished property is listed only as an assembly without assigned part numbers. The symbol "GFP" is shown in parenthesis following the description and type number in the Description column.

1-9. VENDOR'S CODES. The vendor's codes appearing in this catalog and the vendor to which each applies is as follows:

CODE	VENDOR
AB . . . . .	Allen - Bradley Co. Milwaukee, Wis.

CODE	VENDOR
AMCD . . . . .	American Chain Div. American Chain and Cable Co., Inc. York, Pa.
AMP . . . . .	American Phenolic Corp. Chicago, Ill.
BUS . . . . .	Bussman Mfg. Co. St. Louis, Mo.
CED . . . . .	Cannon Electrical Development Co. Los Angeles, Calif.
CIN. . . . .	Cinch Mfg. Corp. Chicago, Ill.
CPH . . . . .	Chicago Telephone Supply Co. Elkhart, Ind.
CPO . . . . .	Communications Products Co., Inc. Jersey City, N. J.
CRB . . . . .	P. F. Corbin Div. American Hardware Corp. New Britain, Conn.
CTS . . . . .	Crescent Tool Co. Jamestown, N. Y.
DKC . . . . .	The Durkee Co., Inc. New York, N. Y.
DLC . . . . .	Dial Light Co. of America, Inc. New York, N. Y.
DZ . . . . .	Dzus Fastener Co., Inc. Babylon, N. Y.
EBY . . . . .	Hugh H. Eby, Inc. Philadelphia, Pa.
HAW . . . . .	Harvey Hubbell, Inc. Bridgeport, Conn.
HUB . . . . .	Hubbard and Co. Pittsburgh, Pa.
ICFD . . . . .	Interchemical Corp. Finishes Div. Newark, N. J.
IWN. . . . .	Iwan Brothers, Inc. South Bend, Ind.
KK . . . . .	Kurz - Kasch, Inc. Dayton, Ohio
LTF . . . . .	Littelfuse, Inc. Chicago, Ill.

CODE	VENDOR
MAS . . . . .	Masback, Inc. New York, N. Y.
MILF . . . . .	The Milford Rivet and Machine Co. Milford, Conn.
PEN . . . . .	Penn Engineering and Mfg. Co. Doylestown, Pa.
PK . . . . .	Parker - Kalon Corp. New York, N. Y.
PTN . . . . .	Patton Mac-Guyer Co. Providence, R. I.
RRB . . . . .	Rochester Ropes, Inc. Jamaica, N. Y.
SH . . . . .	Shakeproof, Inc. Div. Illinois Tool Works Chicago, Ill.
SPS . . . . .	Standard Pressed Steel Co. Jenkintown, Pa.
STM . . . . .	Edwin B. Stimpson Co. Brooklyn, N. Y.
SXW . . . . .	Simplex Wire and Cable Co. Cambridge, Mass.
TBR . . . . .	Tubular Rivet and Stud Co. Wollaston, Mass.
TIN . . . . .	Tinnerman Products, Inc. Cleveland, Ohio
WMPC . . . . .	Whitehead Metal Products Co., Inc. New York, N. Y.
ZE . . . . .	Zierick Mfg. Corp. New Rochelle, N. Y.

1-10. UNITS PER ASSEMBLY. The number listed in this column is the quantity of the listed part in its immediate assembly.

1-11. USABLE ON CODE. This column is used to indicate part variations between the different radio sets. The code letters used in this publication and the radio set to which each applies is as follows:

MASTER USABLE ON CODING LIST

USABLE ON CODE	RADIO SET
A	AN/GRC-32
B	AN/GRC-32A
C	AN/GRC-32B

1-12. NUMERICAL INDEX.

1-13. The Numerical Index serves as an index to the Group Assembly Parts List.

1-14. "No Number" and "COMM" parts are listed at the beginning of the Numerical Parts List by the principal noun of their nomenclature.

1-15. The part numbers are listed in a vertical column. The first digit of a part number follows a vertical order such that the letters A through Z precede numerals 0 through 9. (Alphabetic O is considered as a numeric zero.) In the second and succeeding digits of the vertical listing, the following order of precedence exists: space (blank column), diagonal (slant) /, point (period), dash (-), letters A through Z and then numerals 0 through 9.

1-16. In the Figure and Index Number column, only the first application of government and contractor standard parts are given. For all other parts, the figure and index number is listed for each application.

1-17. QUANTITY PER ARTICLE. The number listed in this column is the total quantity of the part required per radio set, except when a part is used on two or more radio sets, then the total quantity for the radio set which requires the greatest number of the part is shown.

1-18. REFERENCE DESIGNATION INDEX.

1-19. The Reference Designation Index serves as a cross-reference for those parts which have been assigned reference designations in the applicable Handbooks of Service, Operation and Overhaul Instructions.

1-20. HOW TO USE THIS ILLUSTRATED PARTS BREAKDOWN.

1-21. To find the part number and description of a part when the assembly or group of the radio set in which the part is used is known:

a. Turn to the Table of Contents and find the page number for the assembly or group in which the part is used.

b. Turn to the page determined in step a.

c. Locate the part and its index number on the illustration.

d. Find the index number on the Group Assembly Parts List page to determine the part number and nomenclature.

1-22. To find the illustration and nomenclature of a part if the part number is known.

a. Locate the part number in the Numerical Index, Section III, and note the figure and index number or numbers for the part.

b. Turn to the Group Assembly Parts List, Section II, and find the first figure and index number indicated in the Numerical Index for that part. If this figure shows the part in an assembly or group of the radio set other than the one desired, refer to the other figure and index numbers listed in the Numerical Index.

c. Locate the part in the illustration by means of the index number.

d. Determine the description of the part from the accompanying parts list for that illustration.




Figure 1. Radio Sets AN/GRC-32, AN/GRC-32A and AN/GRC-32B

**SECTION II**  
**GROUP ASSEMBLY PARTS LIST**

FIGURE AND INDEX NO.	PART NUMBER	DESCRIPTION							UNITS PER ASSY	USABLE ON CODE
		1	2	3	4	5	6	7		
<b>RADIO SETS AN/GRC-32, AN/GRC-32A AND AN/GRC-32B</b>										
1-1	ASB-193	RADIO SET GROUP OA-384/GRC-32 . . . . .							1	A
		(See figure 2)								
-2	ASB-192	RADIO SET GROUP OA-385/GRC-32 . . . . .							1	A
		(See figure 3)								
-3	ASB-215	POWER SUPPLY AND CABINET ASSEMBLY . . . . .							1	B
		(See figure 6)								
-4	ASB-216	FILTER AND CABINET ASSEMBLY . . . . .							1	B
		(See figure 8)								

See page 2 for Master Usable on Coding List.

FIGURE AND INDEX NO.	PART NUMBER	DESCRIPTION							UNITS PER ASSY	USABLE ON CODE
		1	2	3	4	5	6	7		
RADIO SETS AN/GRC-32, AN/GRC-32A AND AN/GRC-32B (cont)										
1-5	ASB-218	RADIO SET GROUP AND CABINET ASSEMBLY . . . . .							1	B
		(See figure 9)								
	ASB-221	RADIO SET GROUP AND CABINET ASSEMBLY . . . . .							1	C
		(See figure 9)								
-6	ASB-217	RECEIVER-TRANSMITTER AND CABINET ASSEMBLY. . . . .							1	B, C
		(See figure 10)								
-7	ASB-220	POWER SUPPLY AND CABINET ASSEMBLY . . . . .							1	C
		(See figure 11)								
-8	MST-3	MAST AB-282/GRC (See figure 14). . . . .							1	A, B, C
-9	ASB-219	ANTENNA, RF CABLES AND ANTENNA CASE . . . . .							1	A, B, C
		ASSEMBLY (See figure 16)								

See page 2 for Master Usable on Coding List.




Figure 2. Radio Set Group OA-384/GRC-32



FIGURE AND INDEX NO.	PART NUMBER	DESCRIPTION							UNITS PER ASSY	USABLE ON CODE
		1	2	3	4	5	6	7		
RADIO SET GROUP OA-384/GRC-32										
2-	ASB-193	RADIO SET GROUP OA-384/GRC-32 (See figure 1-1) . . . . .							Ref	
-1		. RECEIVER - TRANSMITTER RT-178/ARC-27 (GFP) . . . . .							1	
-2		. RADIO SET CONTROL C-628/ARC-27 (GFP) . . . . .							1	
-3	STP-8	. STRIP . . . . .							2	
(ATTACHING PARTS)										
	COMM	. NUT, Hex No. 6-32NC, brass, nickel pl . . . . .							12	
	COMM	. WASHER, Lock, No. 6, external teeth, phosphor . . . . .							6	
		bronze, nickel pl								
	COMM	. SCREW, Binding hd machine, No. 6-32 NC by 3/4 . . . . .							6	
		in. lg, brass, nickel pl								
		----*----								
-4		. RADIO SET CONTROL C-626/ARC-27 (GFP) . . . . .							1	
-5		. MOUNTING MT-821/ARC-27 (GFP) . . . . .							1	
-6	STP-6	. STRIP . . . . .							2	
(ATTACHING PARTS for items 5 and 6)										
	COMM	. NUT, Hex, No. 8-32 NC, brass, nickel pl . . . . .							12	
	COMM	. WASHER, Lock, No. 8, external teeth, phosphor . . . . .							6	
		bronze, nickel pl								
	COMM	. SCREW, Binding hd machine, No. 8-32 NC by 3/4 . . . . .							6	
		in. lg, brass, nickel pl								
		----*----								
-7		. LOUDSPEAKER LS-166/U (GFP) . . . . .							1	
(ATTACHING PARTS)										
	COMM	. NUT, Hex, 3/8-24 NF, brass, nickel pl . . . . .							2	
		----*----								
-8	STP-7	. STRIP . . . . .							1	
(ATTACHING PARTS)										
	COMM	. NUT, Hex, 1/4-20 NC, brass, nickel pl . . . . .							2	
	COMM	. WASHER, Lock, 1/4 in. external teeth, phosphor . . . . .							2	
		bronze, nickel pl								
	COMM	. SCREW, Binding hd machine 1/4-20 NC by 3/4 . . . . .							2	
		in. lg, brass, nickel pl								
		----*----								
-9	ASB-89	. INTERCONNECTING BOX, J-499/GRC (See figure 13) . . . . .							1	
(ATTACHING PARTS)										
	COMM	. NUT, Hex, 1/4-20 NC, brass, nickel pl . . . . .							3	
	COMM	. WASHER, Lock, 1/4 in., external teeth, phosphor . . . . .							3	
		bronze, nickel pl								
	COMM	. SCREW, Binding hd machine, 1/4-20 NC by 1/2 . . . . .							3	
		in. lg, brass, nickel pl								
		----*----								
-10	ASB-91	. CABLE ASSEMBLY CX-2054/U, Special purpose . . . . .							1	
	AN3108A24-7P	. . CONNECTOR . . . . .							1	
	AN3108A24-7S	. . CONNECTOR . . . . .							1	
	TAG-9	. . TAG, Cable identification . . . . .							1	
	ASB-62	. . CONDUIT ASSEMBLY, Electrical . . . . .							1	
-11	ASB-90	. CABLE ASSEMBLY CX-2053/U, Special purpose . . . . .							1	
	AN3108A24-5P	. . CONNECTOR . . . . .							1	
	AN3108A24-5S	. . CONNECTOR . . . . .							1	

Section II  
Group Assembly Parts List

AN 16-30GRC32-4

FIGURE AND INDEX NO.	PART NUMBER	DESCRIPTION							UNITS PER ASSY	USABLE ON CODE
		1	2	3	4	5	6	7		
RADIO SET GROUP OA-384/GRC-32 (cont)										
2-	TAG-8	.	.	TAG, Cable identification	.	.	.	.	1	
	ASB-62	.	.	CONDUIT ASSEMBLY, Electrical	.	.	.	.	1	
-12	ASB-48	.	.	CABINET CY-1184/GRC.	.	.	.	.	1	
-13	2182-9	.	.	RECEPTACLE (CED).	.	.	.	.	4	
(ATTACHING PARTS)										
	No Number	.	.	RIVET, 31/64 in. lg, Type No. C-511 (MILF)	.	.	.	.	16	
		-----*								
-14	ASB-49	.	.	PANEL, Equipment	.	.	.	.	1	
RADIO SET GROUP OA-385/GRC-32										
3-	ASB-192	.	.	RADIO SET GROUP OA-385/GRC-32 (See figure 1-2)	.	.	.	.	REF	
-1	ASB-10	.	.	POWER SUPPLY PP-823/GRC (See figure 4)	.	.	.	.	1	
-2	ASB-117	.	.	DC POWER FILTER F-170/GRC (See figure 5)	.	.	.	.	1	
-3		.	.	CONTROL UNIT RM-52, Remote (GFP)	.	.	.	.	1	
-4		.	.	CONTROL UNIT RM-53 (GFP)	.	.	.	.	1	
-5		.	.	MICROPHONE T-17 (GFP)	.	.	.	.	1	
-6		.	.	HEADSET HS-33A (GFP)	.	.	.	.	1	
-7	COP-15	.	.	CORD CD-307A	.	.	.	.	1	
-8		.	.	SPOOL DR-8 (GFP)	.	.	.	.	1	
-9		.	.	WIRE WD-1/TT (1/4 mile) (GFP)	.	.	.	.	1	
-10	ASB-40	.	.	CABLE ASSEMBLY CX-2007/U, Power	.	.	.	.	1	
	AN3106A24-10P	.	.	CONNECTOR	.	.	.	.	1	
	AN3106A24-10S	.	.	CONNECTOR	.	.	.	.	1	
	TAG-7	.	.	TAG, Cable identification	.	.	.	.	1	
	ASB-67	.	.	CONDUIT ASSEMBLY, Electrical	.	.	.	.	1	
	T-30147	.	.	CABLE, Power, 2 conductor, No. 8 AWG, stranded 15 ft 6 in. lg (SXW)	.	.	.	.	1	
-11	ASB-141	.	.	CABLE ASSEMBLY CX-2052/U, Power	.	.	.	.	1	
	AN3108A24-11P	.	.	CONNECTOR	.	.	.	.	1	
	AN3108A24-10S	.	.	CONNECTOR	.	.	.	.	1	
	TAG-15	.	.	TAG, Cable identification	.	.	.	.	1	
	ASB-142	.	.	CONDUIT ASSEMBLY, Electrical	.	.	.	.	1	
-12	ASB-47	.	.	CABINET CY-1187/GRC.	.	.	.	.	1	
-13	SUB-5	.	.	COMPARTMENT, Accessory	.	.	.	.	1	
-14	No Number	.	.	NUT, Wing, 1/4-20 NC, steel, Cd pl (PK)	.	.	.	.	1	
-15	COMM	.	.	WASHER, Flat, 1/4 in., aluminum	.	.	.	.	1	
-16	DET-9-61	.	.	ROD	.	.	.	.	1	
-17	DET-9-57	.	.	PLATE, Spindle	.	.	.	.	1	
-18	STR-6	.	.	STRAP	.	.	.	.	2	
-19	BKT-29	.	.	BRACKET	.	.	.	.	4	
(ATTACHING PARTS)										
	COMM	.	.	NUT, Hex, No. 6-32 NC, brass, nickel pl	.	.	.	.	8	
	COMM	.	.	SCREW, Binding hd machine, No. 6-32 NC by 3/4 in. lg, brass, nickel pl	.	.	.	.	8	
	COMM	.	.	WASHER, Lock, No. 6, split type, phosphor bronze, nickel pl	.	.	.	.	8	
		-----*								




Figure 3. Radio Set Group OA-385/GRC-32

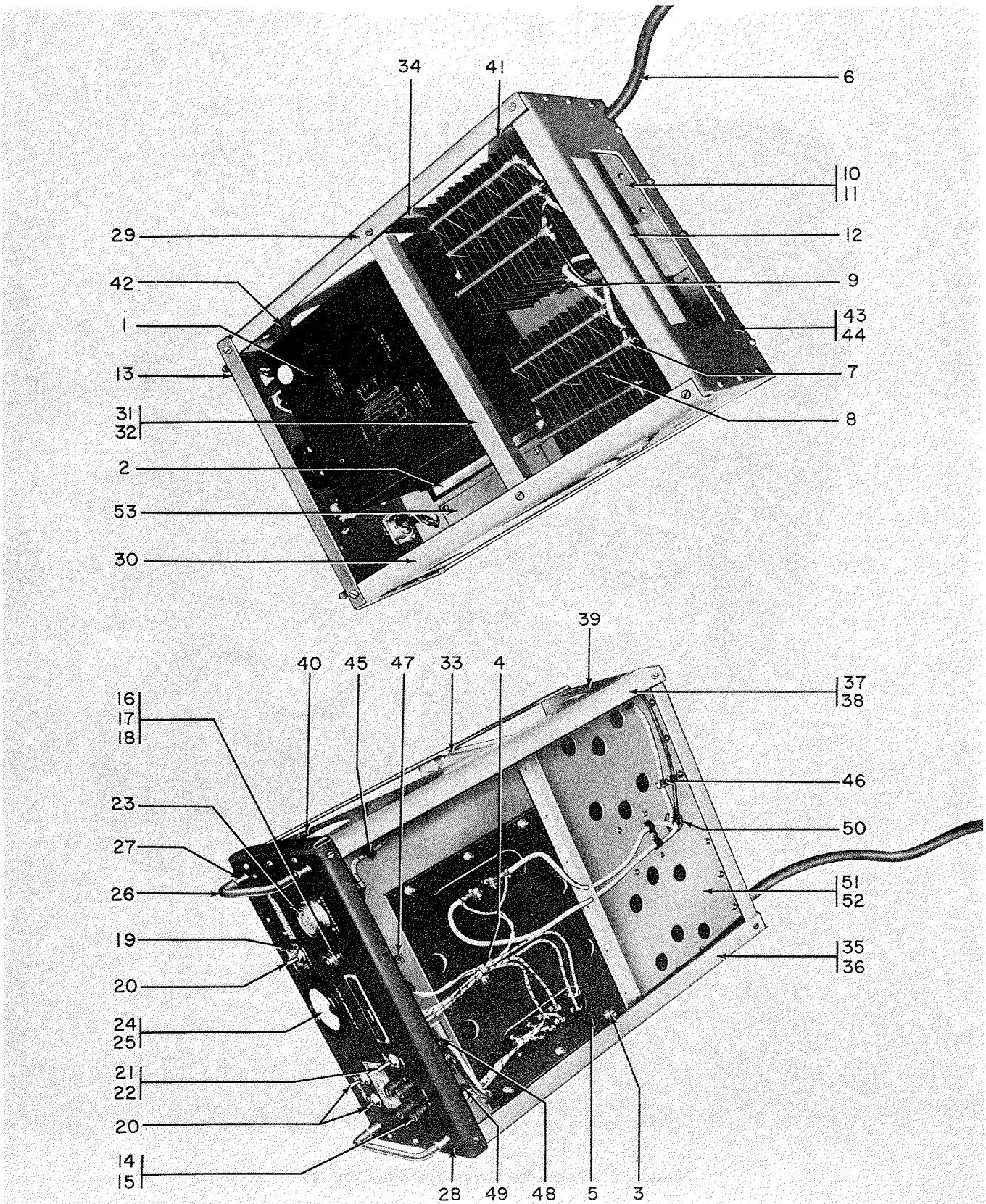


Figure 4. Power Supply PP-823/GRC

FIGURE AND INDEX NO.	PART NUMBER	DESCRIPTION	UNITS PER ASSY	USABLE ON CODE		
					1	2
POWER SUPPLY PP-823/GRC						
4-	ASB-10	POWER SUPPLY PP-823/GRC (See figure 3-1) . . . . .	REF			
-1	TFP-1	. TRANSFORMER, Power . . . . .	1			
		(ATTACHING PARTS)				
	AN335-4	. NUT . . . . .	6			
	AN935-416	. WASHER . . . . .	6			
	COMM	. SCREW, Slotted hex hd cap, 1/4-20 NC by 3/4 in. lg, stainless steel, or steel, Cd pl -----	6			
-2	STR-1	. STRIP . . . . .	2			
-3	No Number	. CLAMP, With 1/4 in. dia slot, Type No. 276 (ZE). . . . .	1			
	ASB-97	. PLATE SUBASSEMBLY . . . . .	1			
-4	3121-1-8	. CLAMP, Cable (WMPC) . . . . .	1			
		(ATTACHING PARTS)				
	No Number	. RIVET, Truss hd tubular, 9/64 in. dia by 3/16. in. lg, brass, nickel pl, Type No. 2621 (TBR) -----	1			
-5	PLA-2	. PLATE . . . . .	1			
-6	ASB-70	. CABLE ASSEMBLY, Power . . . . .	1			
	7549	. CONNECTOR, Plug (HAW) . . . . .	1			
	No Number	. TERMINAL, Lug, with 5/32 in. wide slot per. Federal drawing ASB-70, Type No. 18 (ZE)	2			
	No Number	. TERMINAL, Lug, with 3/16 in. dia hole, Type No. 99 (ZE)	2			
	T-32191	. CABLE, Power, 2 conductor, No. 10 AWG, stranded, 100 ft lg (SXW)	1			
-7	No Number	. TERMINAL, Lug, with 3/16 in. dia hole, Type No. 99 (ZE)	8			
		(ATTACHING PARTS)				
	COMM	. NUT, Hex, No. 10-32NF, brass, nickel pl . . . . .	6			
	COMM	. WASHER, Lock, No. 10, external teeth, phosphor. bronze, nickel pl	6			
	WAS-71	. WASHER, Flat . . . . .	6			
		-----				
-8	RCM-3	. RECTIFIER, Metallic . . . . .	2			
		(ATTACHING PARTS)				
	AN335-6	. NUT . . . . .	4			
	AN935-616	. WASHER . . . . .	2			
	AN960-616	. WASHER . . . . .	4			
		-----				
-9	BLK-1	. BLOCK, Rectifier stop . . . . .	4			
		(ATTACHING PARTS)				
	COMM	. NUT, Hex, No. 6-32 NC, brass, nickel pl . . . . .	4			
	COMM	. NUT, Hex, No. 6-32 NC, .250 in. wide across flats, brass, nickel pl	4			
	COMM	. WASHER, Lock, No. 6, external teeth, brass, nickel pl	8			
	WAS-205	. WASHER, Flat . . . . .	4			
	COMM	. SCREW, Round hd machine, No. 6-32 NC by 7/8. in. lg, brass, nickel pl -----	8			

Section II  
Group Assembly Parts List

AN 16-30GRC32-4

FIGURE AND INDEX NO.	PART NUMBER	DESCRIPTION							UNITS PER ASSY	USABLE ON CODE	
		1	2	3	4	5	6	7			
POWER SUPPLY PP-823/GRC (cont)											
4-10	PLA-29	.								4	
		(ATTACHING PARTS)									
	COMM	.								8	
	COMM	.								8	
	COMM	.								8	
		----									
-11	BKT-7	.								4	
		(ATTACHING PARTS)									
	COMM	.								12	
	COMM	.								12	
	COMM	.								12	
		----									
-12	DCL-25	.								1	
-13	ASB-50	.								1	
		(ATTACHING PARTS)									
	COMM	.								10	
	COMM	.								11	
	COMM	.								8	
	COMM	.								15	
		----									
-14	314015	.								4	
-15	HKP-H	.								4	
		(ATTACHING PARTS)									
	COMM	.								1	
	COMM	.								1	
	COMM	.								1	
		----									
-16	313	.								1	
-17	832210-111	.								1	
		(ATTACHING PARTS)									
	COMM	.								1	
	COMM	.								1	
	COMM	.								1	
		----									
-18	83-111	.								1	
-19	BKT-20	.								1	

FIGURE AND INDEX NO.	PART NUMBER	DESCRIPTION							UNITS PER ASSY	USABLE ON CODE
		1	2	3	4	5	6	7		
POWER SUPPLY PP-823/GRC (cont)										
4-		(ATTACHING PARTS)								
	COMM	.	.	SCREW, Fil h machine, No. 6-32NC by 1/4	.	.	.	.	2	
				in. lg, brass, nickel pl						
	COMM	.	.	WASHER, Lock, No. 6, internal teeth, phosphor	.	.	.	.	2	
				bronze, nickel pl						
		---*---								
-20	ST52N	.	.	SWITCH, Toggle, dpdt (Spec JAN-S-23)	.	.	.	.	3	
		(ATTACHING PARTS)								
	COMM	.	.	NUT, Hex, 15/32-32NS, corrosion resisting	.	.	.	.	2	
				steel						
	COMM	.	.	WASHER, Lock, 15/32 in., internal teeth,	.	.	.	.	1	
				corrosion resisting steel						
		---*---								
-21	ST50K	.	.	SWITCH, Toggle, dpst (Spec JAN-S-23)	.	.	.	.	1	
		(ATTACHING PARTS)								
	COMM	.	.	NUT, Hex, 15/32-32NS, corrosion resisting	.	.	.	.	2	
				steel						
	COMM	.	.	WASHER, Lock, 15/32 in., internal teeth	.	.	.	.	1	
		---*---								
-22	902	.	.	TERMINAL, Lug (PTN)	.	.	.	.	4	
-23	AN3102-24-11S	.	.	CONNECTOR	.	.	.	.	1	
		(ATTACHING PARTS)								
	COMM	.	.	NUT, Hex, No. 6-32NC, brass, nickel pl	.	.	.	.	4	
	COMM	.	.	WASHER, Lock, No. 6, external teeth, phosphor	.	.	.	.	4	
				bronze, nickel pl						
	COMM	.	.	SCREW, Binding hd machine, No. 6-32NC by 7/16	.	.	.	.	4	
				in. lg, brass, nickel pl						
		---*---								
-24	MEV-1	.	.	VOLTMETER (JAN type MR26W050DCVV with	.	.	.	.	1	
				special scale, Spec JAN-I-6)						
		(ATTACHING PARTS)								
	COMM	.	.	NUT, Hex, No. 6-32NC, brass, black nickel pl	.	.	.	.	3	
	COMM	.	.	WASHER, Lock, No. 6, split type, brass,	.	.	.	.	3	
				black nickel pl						
	COMM	.	.	SCREW, Rd hd machine, No. 6-32NC by 1/2	.	.	.	.	3	
				in. lg, brass, black nickel pl						
		---*---								
	COMM	.	.	GASKET, 2-5/32 ID by 2-11/16 OD by 1/16	.	.	.	.	1	
				in. thick, fibre						
-25	No Number	.	.	TERMINAL, Lug, with No. 10 hole, Type.	.	.	.	.	2	
				No. 29 (ZE)						
-26	HAN-5	.	.	HANDLE	.	.	.	.	2	
-27	12412	.	.	COLLAR, Handle (ICFD)	.	.	.	.	4	
		(ATTACHING PARTS for items 26 and 27)								
	COMM	.	.	SCREW, Rd hd machine, No. 10-32NF by 3/4	.	.	.	.	4	
				in. lg, stainless steel						
	COMM	.	.	WASHER, Lock, No. 10, external teeth, phosphor	.	.	.	.	4	
				bronze, nickel pl						
		---*---								

FIGURE AND INDEX NO.	PART NUMBER	DESCRIPTION							UNITS PER ASSY	USABLE ON CODE
		1	2	3	4	5	6	7		
POWER SUPPLY PP-823/GRC (cont)										
4-28	PNL-5	.	.	PANEL, Front . . . . .					1	
-29	ANG-1	.		ANGLE, Left brace . . . . .					1	
-30	ANG-2	.		ANGLE, Right brace . . . . .					1	
(ATTACHING PARTS for items 29 and 30)										
	COMM	.		NUT, Hex, No. 10-32NF, brass, nickel pl. . . . .					4	
	COMM	.		WASHER, Lock, No. 10, external teeth, phosphor. . . . .					4	
				bronze, nickel pl						
	WAS-195	.		WASHER, Flat. . . . .					2	
	COMM	.		SCREW, Flat hd machine, No. 10-32 NF by 1/2 . . . . .					2	
				in. lg, brass, nickel pl						
	COMM	.		SCREW, Flat hd machine, No. 10-32 NF by 7/16 . . . . .					6	
				in. lg, brass, nickel pl						
				---*---						
	ASB-17	.		ANGLE SUBASSEMBLY, Brace. . . . .					1	
(ATTACHING PARTS)										
	COMM	.		SCREW, Rd hd machine, No. 10-32 NF by 7/16 . . . . .					2	
				in. lg, brass, nickel pl						
	COMM	.		WASHER, Lock, No. 10, external teeth, phosphor . . . . .					2	
				bronze, nickel pl						
				---*---						
-31	CL-032-3	.	.	BUSHING, Threaded (PEN). . . . .					4	
-32	ANG-9	.	.	ANGLE, Brace . . . . .					1	
-33	ANG-7	.	.	ANGLE, Upright . . . . .					1	
-34	ANG-8	.	.	ANGLE, Upright . . . . .					1	
(ATTACHING PARTS for items 33 and 34)										
	COMM	.		NUT, Hex, No. 10-32NF,brass, nickel pl. . . . .					2	
	COMM	.		WASHER, Lock, No. 10, external teeth, phosphor. . . . .					2	
				bronze, nickel pl						
	COMM	.		SCREW, Binding hd machine, No. 10-32 NF by 7/16. . . . .					2	
				in. lg, brass, nickel pl						
				---*---						
	ASB-98	.		ANGLE SUBASSEMBLY, Left. . . . .					1	
(ATTACHING PART)										
	COMM	.		SCREW, Flat hd machine, No. 10-32 NF by 7/16 . . . . .					1	
				in. lg, brass, nickel pl						
				---*---						
-35	CL-032-3	.	.	BUSHING, Threaded (PEN) . . . . .					1	
-36	ANG-3	.	.	ANGLE, Left side . . . . .					1	
	ASB-99	.		ANGLE SUBASSEMBLY, Right . . . . .					1	
(ATTACHING PART)										
	COMM	.		SCREW, Flat hd machine, No. 10-32 NF by 7/16 . . . . .					1	
				in. lg, brass, nickel pl						
				---*---						
-37	CL-032-3	.	.	BUSHING, Threaded (PEN) . . . . .					1	
-38	ANG-4	.	.	ANGLE, Right side. . . . .					1	
-39	BKT-11	.	.	BRACKET, Right rear . . . . .					1	
-40	BKT-9	.	.	BRACKET, Right front . . . . .					1	
-41	BKT-12	.	.	BRACKET, Left rear . . . . .					1	
-42	BKT-10	.	.	BRACKET, Left front . . . . .					1	



FIGURE AND INDEX NO.	PART NUMBER	DESCRIPTION							UNITS PER ASSY	USABLE ON CODE
		1	2	3	4	5	6	7		
POWER SUPPLY PP-823/GRC (cont)										
4-		(ATTACHING PARTS for items 39, 40, 41 and 42)								
	COMM								24	
	COMM								24	
	COMM								24	
	ASB-9								1	
		(ATTACHING PARTS)								
	COMM								5	
	COMM								5	
-43	CL-032-3								4	
-44	PNL-3								1	
-45	No Number								3	
-46	No Number								6	
		(ATTACHING PARTS)								
	COMM								3	
	COMM								3	
	COMM								3	
-47	No Number								1	
		(ATTACHING PARTS)								
	COMM								1	
	COMM								1	
	COMM								1	
-48	ASB-79								1	
		(ATTACHING PARTS)								
	COMM								2	
	COMM								2	
	WAS-189								2	
	COMM								2	
-49	ASB-21								1	
-49	A704								6	
-50	A1123								1	
-51	CL-032-3								12	
-52	CHA-1								1	
-53	PLA-25								1	
		(ATTACHING PARTS)								
	COMM								4	
	COMM								4	
	COMM								4	

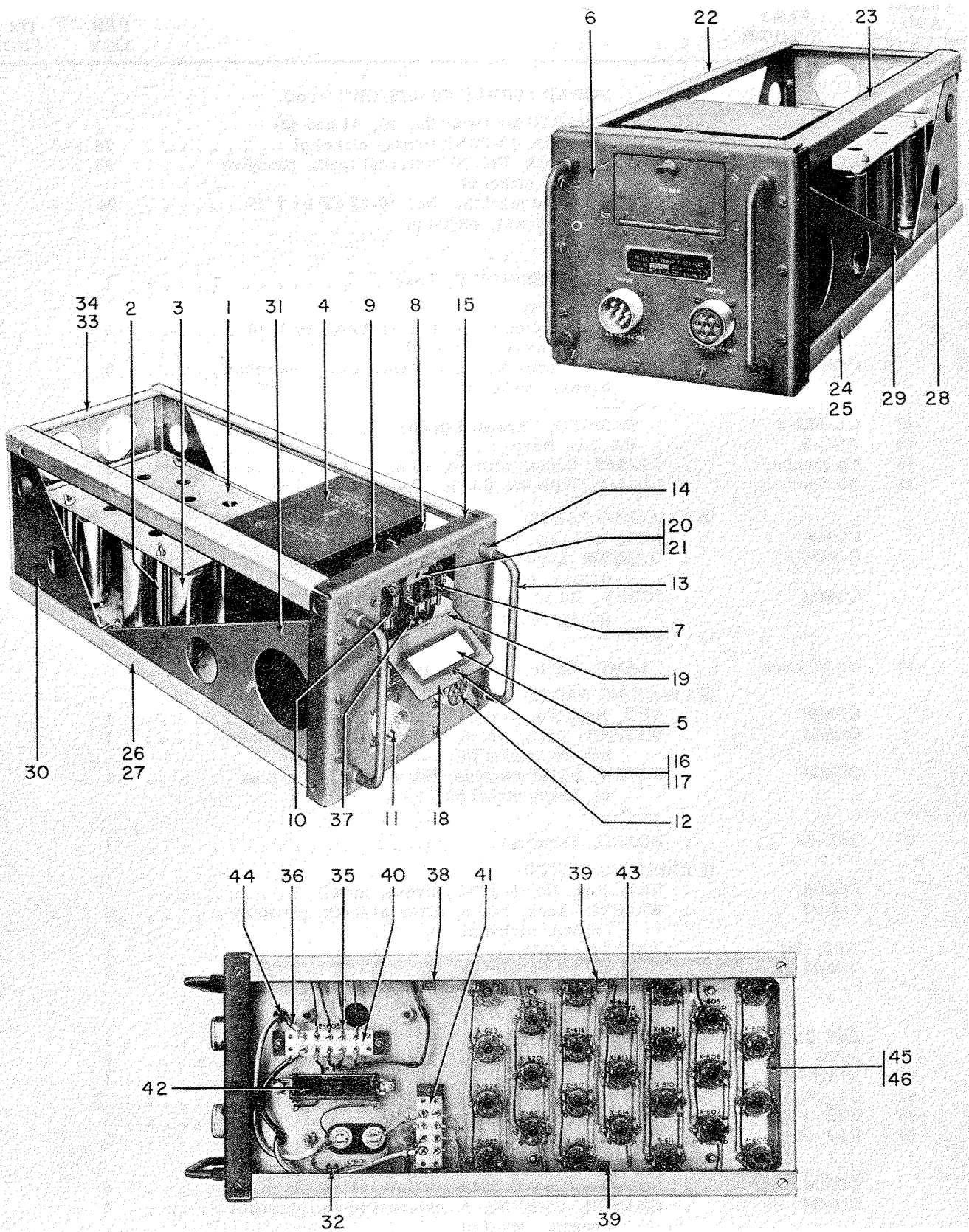


Figure 5. DC Power Filter F-170/GRC

FIGURE AND INDEX NO.	PART NUMBER	DESCRIPTION	UNITS PER ASSY	USABLE ON CODE		
					1	2
DC POWER FILTER F-170/GRC						
5-	ASB-117	DC POWER FILTER F-170/GRC (See figures 3-2 . . . . . and 8-1)	REF			
-1	PLA-11	PLATE, Clamping . . . . .	1			
		(ATTACHING PARTS)				
	COMM	. NUT, Wing, standard, No. 10-32 NF, brass, nickel pl . . . . .	4			
	COMM	. WASHER, Lock, No. 10, external teeth, phosphor, bronze, nickel pl . . . . .	4			
	*COMM	. NUT, Wing, self locking, No. 10-32 NF, brass, nickel pl . . . . .	4			
	WAS-195	. WASHER . . . . .	4			
	WLS-1004-1	. WASHER, Lock, No. 10 split type, steel, Cd pl . . . . . ----*----	4			
-2	STD-3	. STUD . . . . .	4			
		(ATTACHING PARTS)				
	AN365-1032	. NUT . . . . . ----*----	4			
-3	CE51C801G	. CAPACITOR (Spec JAN-C-62) . . . . .	25			
-4	CHO-20	. REACTOR . . . . .	1			
		(ATTACHING PARTS)				
	AN335-5	. . NUT . . . . .	4			
	COMM	. . WASHER, Lock, 5/16, external teeth, phosphor, bronze, nickel pl . . . . . ----*----	4			
-5	DLC-24	. DECAL, Filter schematic diagram . . . . .	1			
-6	ASB-108	. PANEL ASSEMBLY, Filter . . . . .	1			
		(ATTACHING PARTS)				
	AN365-1032	. NUT . . . . .	12			
	COMM	. SCREW, Binding hd machine, No. 10-32 NF by 9/16 in. lg, brass, nickel pl or steel, Cd pl . . . . .	6			
	COMM	. SCREW, Binding hd machine, No. 10-32 NF by 7/16 in. lg, brass, nickel pl or steel, Cd pl . . . . .	4			
	COMM	. WASHER, Lock, No. 10, external teeth, phosphor, bronze, nickel pl . . . . .	4			
	AN510-10-8	. SCREW . . . . .	6			
	AN510-10-9	. SCREW . . . . . ----*----	2			
-7	ACO-40	. . FUSE, Mechanical, indicating-limiter type, 40 amps, 32V (BUS) . . . . .	4			
-8	HOF-11	. . HOLDER, Fuse (altered from BUS Part No. 4186) . . . . .	1			
-9	4186	. . HOLDER, Fuse (BUS) . . . . .	1			
		(ATTACHING PARTS for items 8 and 9)				
	AN365-1032	. . NUT . . . . .	4			
	AN510-10-12	. . SCREW . . . . . ----*----	4			

\*Superseding part.

FIGURE AND INDEX NO.	PART NUMBER	DESCRIPTION						UNITS PER ASSY	USABLE ON CODE
		1	2	3	4	5	6		
DC POWER FILTER F-170/GRC (cont)									
5-10	PLA-17	.	.	.	.	PLATE, Fuse . . . . .	1		
		(ATTACHING PARTS)							
	AN365-832	.	.	.	.	NUT . . . . .	4		
	COMM	.	.	.	.	NUT, Hex, No. 8-32 NC, brass, nickel pl . . . . .	4		
	SPA-9	.	.	.	.	SPACER . . . . .	4		
	AN505-8-36	.	.	.	.	SCREW . . . . .	4		
		---*---							
-11	AN3102-24-10P	.	.	.	.	CONNECTOR . . . . .	1		
-12	AN3102-24-10S	.	.	.	.	CONNECTOR . . . . .	1		
		(ATTACHING PARTS for items 11 and 12)							
	AN365-632	.	.	.	.	NUT . . . . .	8		
	COMM	.	.	.	.	SCREW, Binding hd machine, No. 6-32 NC by 1/2 . . . . .	8		
						in. lg, brass, nickel pl or steel, Cd pl			
	COMM	.	.	.	.	WASHER, Lock, No. 6, external teeth, phosphor . . . . .	8		
						bronze, nickel pl			
		---*---							
-13	HAN-5	.	.	.	.	HANDLE . . . . .	2		
-14	12412	.	.	.	.	COLLAR, Handle (ICFD) . . . . .	4		
		(ATTACHING PARTS for items 13 and 14)							
	COMM	.	.	.	.	SCREW, Rd hd machine, No. 10-32 NF by 3/4 . . . . .	4		
						in. lg, stainless steel			
	COMM	.	.	.	.	WASHER, Lock, No. 10, external teeth, phosphor . . . . .	4		
						bronze, nickel pl			
		---*---							
-15	ASB-128	.	.	.	.	PANEL SUBASSEMBLY, Filter . . . . .	1		
	ASB-111	.	.	.	.	PLATE ASSEMBLY, Door . . . . .	1		
		(ATTACHING PARTS)							
	No Number	.	.	.	.	RIVET, Oval hd tubular, .121 in. dia by 1/4 . . . . .	3		
						in. lg, aluminum, nickel pl (TBR)			
		---*---							
-16	AJW4-35	.	.	.	.	FASTENER (DZ) . . . . .	1		
-17	GH4	.	.	.	.	GROMMET (DZ) . . . . .	1		
-18	PLA-12	.	.	.	.	PLATE, Door . . . . .	1		
-19	HNG-4	.	.	.	.	HINGE (Altered from CRB Type 1 in. open . . . . .	1		
						continuous hinge)			
		(ATTACHING PARTS)							
	No Number	.	.	.	.	RIVET, Oval hd tubular, .121 in. dia by 1/4 . . . . .	3		
						in. lg, aluminum, nickel pl (TBR)			
		---*---							
	ASB-110	.	.	.	.	STRIP SUBASSEMBLY, Door . . . . .	1		
		(ATTACHING PARTS)							
	No Number	.	.	.	.	RIVET, Oval hd tubular, .121 in. dia by 1/4 . . . . .	3		
						in. lg, aluminum, nickel pl (TBR)			
		---*---							

FIGURE AND INDEX NO.	PART NUMBER	DESCRIPTION							UNITS PER ASSY	USABLE ON CODE	
		1	2	3	4	5	6	7			
DC POWER FILTER F-170/GRC (cont)											
5-20	S4-200	.	.	.	.	SPRING (DZ)	.	.	.	1	
		(ATTACHING PARTS)									
	No Number	.	.	.	.	RIYET, Oval hd tubular, .098 in. dia by	.	.	.	2	
						5/32 in. lg, brass, nickel pl, Type					
						No. 2280 (TBR)					
		---*---									
-21	STP-3	.	.	.	.	STRIP, Door	.	.	.	1	
-22	ANG-18	.	.	ANGLE, Left brace	.	.	.	.	.	1	
-23	ANG-19	.	.	ANGLE, Right brace	.	.	.	.	.	1	
		(ATTACHING PARTS for items 22 and 23)									
	AN365-1032	.	.	NUT	.	.	.	.	.	2	
	AN510-10-9	.	.	SCREW	.	.	.	.	.	2	
	AN510-10-7	.	.	SCREW	.	.	.	.	.	2	
		---*---									
	ASB-99	.	.	ANGLE SUBASSEMBLY, Right	.	.	.	.	.	1	
		(ATTACHING PART)									
	AN510-10-7	.	.	SCREW	.	.	.	.	.	1	
		---*---									
-24	CL-032-3	.	.	BUSHING, Threaded (PEN)	.	.	.	.	.	1	
-25	ANG-4	.	.	ANGLE, Right side	.	.	.	.	.	1	
	ASB-98	.	.	ANGLE SUBASSEMBLY, Left	.	.	.	.	.	1	
		(ATTACHING PART)									
	AN510-10-7	.	.	SCREW	.	.	.	.	.	1	
		---*---									
-26	CL-032-3	.	.	BUSHING, Threaded (PEN)	.	.	.	.	.	1	
-27	ANG-3	.	.	ANGLE, Left side	.	.	.	.	.	1	
-28	BKT-11	.	.	BRACKET, Right rear	.	.	.	.	.	1	
-29	BKT-25	.	.	BRACKET, Right front	.	.	.	.	.	1	
-30	BKT-12	.	.	BRACKET, Left rear	.	.	.	.	.	1	
-31	BKT-24	.	.	BRACKET, Left front	.	.	.	.	.	1	
		(ATTACHING PARTS for items 28, 29, 30 and 31)									
	AN365-1032	.	.	NUT	.	.	.	.	.	24	
	COMM	.	.	SCREW, Binding hd machine, No. 10-32NF by 9/16	.	.	.	.	.	24	
				in. lg, brass, nickel pl or steel, Cd pl							
		---*---									
-32	No Number	.	.	CLAMP, Cable with No. 10 hole, Type No. 79 (ZE)	.	.	.	.	.	1	
	ASB-106	.	.	PANEL ASSEMBLY, Rear	.	.	.	.	.	1	
		(ATTACHING PARTS)									
	COMM	.	.	SCREW, Binding hd machine, No. 10-32NF by 7/16	.	.	.	.	.	4	
				in. lg, brass, nickel pl or steel, Cd pl							
	COMM	.	.	WASHER, Lock, No. 10, external teeth, phosphor	.	.	.	.	.	4	
				bronze, nickel pl							
		---*---									
-33	CL-032-3	.	.	BUSHING, Threaded (PEN)	.	.	.	.	.	4	
-34	PNL-8	.	.	PANEL, Rear	.	.	.	.	.	1	
-35	992-B	.	.	TERMINAL, Lug (PTN)	.	.	.	.	.	14	

FIGURE AND INDEX NO.	PART NUMBER	DESCRIPTION							UNITS PER ASSY	USABLE ON CODE
		1	2	3	4	5	6	7		
DC POWER FILTER F-170/GRC (cont)										
5-36	No Number	.	TERMINAL, Lug, with .173 in. dia hole, Type					No. 2041 (PTN)	4	
-37	2061	.	TERMINAL, Lug (PTN)						3	
-38	No Number	.	CLAMP, Cable, with No. 10 hole, Type No. 79 (ZE)						1	
-39	No Number	.	CLAMP, With No. 6 hole, Type No. 139 (ZE)						2	
(ATTACHING PARTS for items 38 and 39)										
	AN365-632	.	NUT						3	
	COMM	.	SCREW, Binding hd machine, No. 6-32 NC by 7/16					in. lg, brass, nickel pl	3	
----*----										
-40	ASB-121	.	BOARD, Terminal						1	
(ATTACHING PARTS)										
	AN365-632	.	NUT						2	
	WAS-189	.	WASHER						2	
	COMM	.	SCREW, Binding hd machine, No. 6-32 NC by 7/8					in. lg, brass, nickel pl or steel, Cd pl	2	
----*----										
-41	ASB-120	.	BOARD, Terminal						1	
(ATTACHING PARTS)										
	AN365-632	.	NUT						2	
	WAS-189	.	WASHER						2	
	COMM	.	SCREW, Binding hd machine, No. 6-32 NC by 7/8					in. lg, brass, nickel pl or steel, Cd pl	1	
	AN505-6-14	.	SCREW						1	
----*----										
-42	RW22J101	.	RESISTOR (Spec JAN-R-26A)						1	
	*RW22G101	.	RESISTOR (Spec JAN-R-26A)						1	
(ATTACHING PARTS)										
	AN365-832	.	NUT						2	
	AN505-8-13	.	SCREW						1	
	COMM	.	SCREW, Binding hd machine, No. 8-32 NC by 7/8					in. lg, brass, nickel pl or steel, Cd pl	1	
----*----										
-43	51A13696	.	SOCKET (CIN)						25	
(ATTACHING PARTS)										
	COMM	.	NUT, Hex, No. 6-32 NC, .250 in. wide across					flats, brass, nickel pl	50	
	COMM	.	WASHER, Lock, No. 6, external teeth, phosphor					bronze, nickel pl	50	
	COMM	.	SCREW, Rd hd machine, No. 6-32 NC by 3/8					in. lg, brass, nickel pl	50	
----*----										
	ASB-105	.	CHASSIS SUBASSEMBLY						1	
-44	A704	.	EYELET (STM)						2	
-45	CL-032-3	.	BUSHING, Threaded (PEN)						10	
-46	CHA-2	.	CHASSIS						1	

\*Alternate part.




Figure 6. Power Supply and Cabinet Assembly

FIGURE AND INDEX NO.	PART NUMBER	DESCRIPTION	UNITS USABLE	
			PER ASSY	ON CODE
		1 2 3 4 5 6 7		
POWER SUPPLY AND CABINET ASSEMBLY				
6-	ASB-215	POWER SUPPLY AND CABINET ASSEMBLY (See . . . . . figure 1-3)		REF
-1	ASB-172	. POWER SUPPLY PP-893/GRC-32A (See figure 7) . . . . .	1	
-2	ASB-181	. CABLE ASSEMBLY CX-2007A/U, Power . . . . .	1	
	AN3106A24-10P	. . . CONNECTOR . . . . .	1	
	AN3106A24-10S	. . . CONNECTOR . . . . .	1	
	TAG-17	. . . TAG, Cable identification . . . . .	1	
	ASB-180	. . . CONDUIT ASSEMBLY . . . . .	1	
-3	STR-12	. STRAP . . . . .	2	
-4	TRC-18	. CABINET CY-1191/GRC-32A . . . . .	1	
-5	A30144-3A	. . . CLAMP (TIN) . . . . .	2	
(ATTACHING PARTS)				
No Number		. . . SCREW, Self tapping rd hd, No. 8 by 3/8 in. lg, . . . . . steel, Cd pl, Type Z (PK)	2	
		---*---		

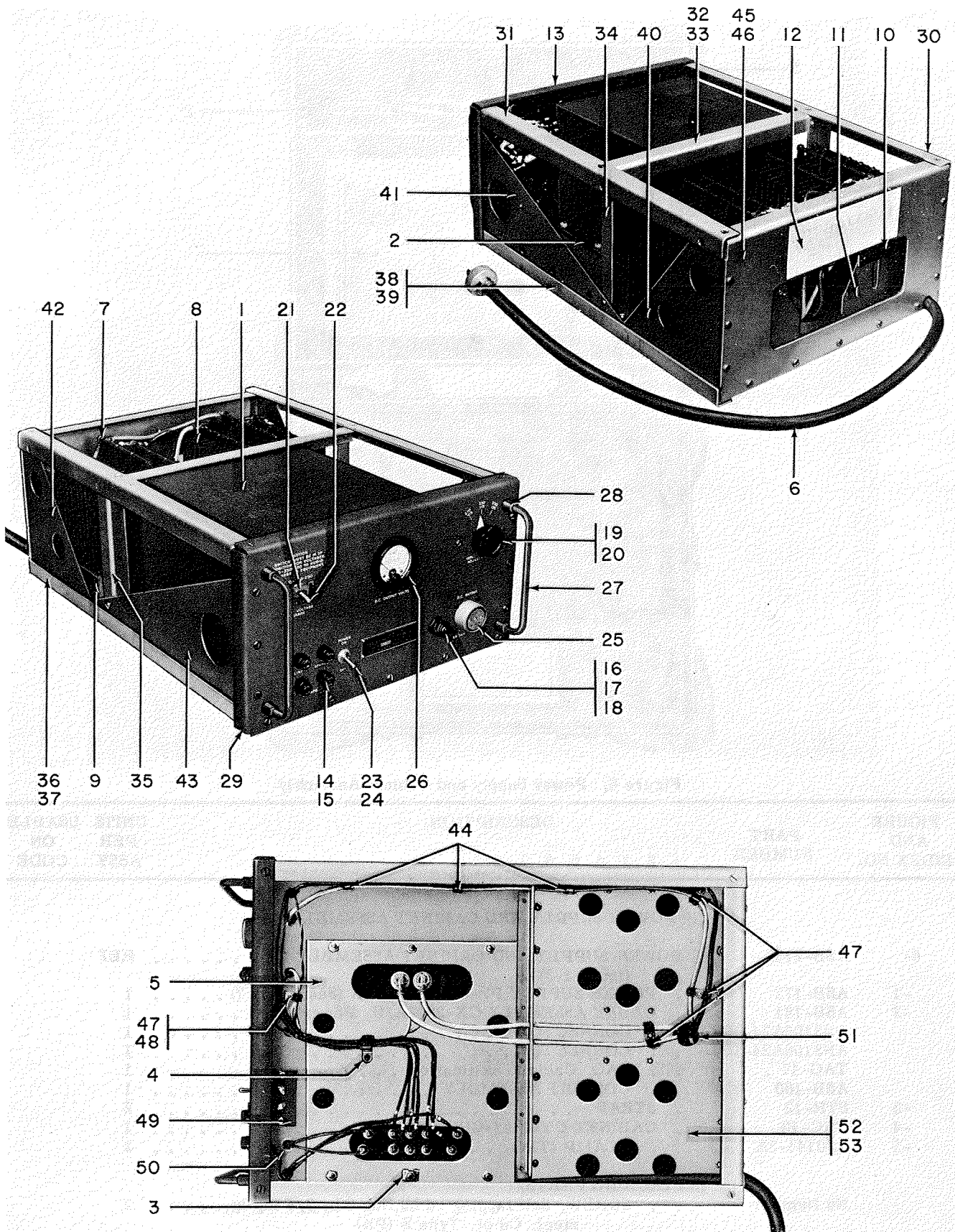


Figure 7. Power Supply PP-893/GRC-32A



FIGURE AND INDEX NO.	PART NUMBER	DESCRIPTION							UNITS PER ASSY	USABLE ON CODE
		1	2	3	4	5	6	7		
POWER SUPPLY PP-893/GRC-32A										
7-	ASB-172	POWER SUPPLY PP-893/GRC-32A (See figure 6-1) . . . . .							REF	
-1	TFP-1	. TRANSFORMER, Power. . . . .							1	
(ATTACHING PARTS)										
	AN335-4	. NUT . . . . .							6	
	AN935-416	. WASHER . . . . .							6	
	COMM	. SCREW, Slotted hex hd cap, 1/4-20 NC by 3/4 . . . . .							6	
		in. lg, stainless steel or steel, Cd pl								
		---*---								
-2	STR-1	. STRIP . . . . .							2	
-3	No Number	. CLAMP, With 1/4 in. dia slot, Type No. 276 (ZE) . . . . .							1	
	ASB-97	. PLATE SUBASSEMBLY . . . . .							1	
-4	3121-1-8	. . CLAMP, Cable (WMPC) . . . . .							1	
(ATTACHING PART)										
	No Number	. . RIVET, Truss hd tubular, 9/64 in. dia by 3/16. . . . .							1	
		in. lg, brass, nickel pl, Type 2621 (TBR)								
		---*---								
-5	PLA-2	. . PLATE . . . . .							1	
-6	SUB-10	. CABLE ASSEMBLY, Power . . . . .							1	
	7238	. . CONNECTOR, Plug (HAW) . . . . .							1	
	No Number	. . TERMINAL, Lug, with No. 6 hole, Type . . . . .							2	
		No. 18 (ZE)								
	No Number	. . TERMINAL, Lug, with 3/16 in. dia hole, Type . . . . .							2	
		No. 99 (ZE)								
	T-32191	. . CABLE, Power, 2 conductor, No. 10 AWG, . . . . .							1	
		stranded, 5 ft. 2 in. lg, (SXW)								
-7	No Number	. TERMINAL, Lug with 3/16 in. dia hole, Type . . . . .							8	
		No. 99 (ZE)								
(ATTACHING PARTS)										
	COMM	. NUT, Hex, No. 10-32 NF, brass, nickel pl . . . . .							6	
	COMM	. WASHER, Lock, No. 10, external teeth, phosphor . . . . .							6	
		bronze, nickel pl								
		---*---								
-8	RCM-3	. RECTIFIER, Metallic . . . . .							2	
(ATTACHING PARTS)										
	AN335-6	. . NUT . . . . .							4	
	AN935-616	. . WASHER . . . . .							2	
	AN960-616	. . WASHER . . . . .							4	
		---*---								
-9	BLK-1	. BLOCK, Rectifier stop . . . . .							4	
(ATTACHING PARTS)										
	AN365-632	. NUT . . . . .							8	
	COMM	. SCREW, Binding hd machine, No. 6-32 NC by 7/8 . . . . .							8	
		in. lg, brass, nickel pl or passivated steel								
		---*---								
-10	PLA-29	. PLATE, Support. . . . .							4	
(ATTACHING PARTS)										
	AN365-632	. NUT . . . . .							8	

Section II  
Group Assembly Parts List

AN 16-30GRC32-4

FIGURE AND INDEX NO.	PART NUMBER	DESCRIPTION						UNITS PER ASSY	USABLE ON CODE
		1	2	3	4	5	6		
POWER SUPPLY PP-893/GRC-32A (cont)									
7-	COMM	.	SCREW, Binding hd machine, No. 6-32 NC by 3/8 . . . . .					8	
			in. lg, brass, nickel pl or steel, Cd pl						
			---*---						
-11	BKT-7	.	BRACKET . . . . .					4	
			(ATTACHING PARTS)						
	AN365-1032	.	NUT . . . . .					12	
	COMM	.	SCREW, Binding hd machine, No. 10-32 NF by 9/16 . . . . .					12	
			in. lg, brass, nickel pl, or steel, Cd pl						
			---*---						
-12	DCL-26	.	DECAL, Power supply schematic diagram . . . . .					1	
-13	ASB-173	.	PANEL ASSEMBLY, Front . . . . .					1	
			(ATTACHING PARTS)						
	AN365-1032	.	NUT . . . . .					10	
	COMM	.	SCREW, Binding hd machine, No. 10-32 NF by 9/16 . . . . .					6	
			in. lg, brass, nickel pl or steel, Cd pl						
	COMM	.	SCREW, Binding hd machine, No. 10-32 NF by 7/16 . . . . .					5	
			in. lg, brass, nickel pl or steel, Cd pl						
	COMM	.	WASHER, Lock, No. 10, external teeth, phosphor. . . . .					5	
			bronze, nickel pl						
	AN510-10-8	.	SCREW . . . . .					4	
	AN510-10-9	.	SCREW . . . . .					4	
			---*---						
-14	314015	.	FUSE, Cartridge, 15 amps, 250V (LTF) . . . . .					4	
-15	HKP-H	.	HOLDER, Fuse (BUS) . . . . .					4	
			(ATTACHING PARTS)						
	COMM	.	NUT, Hex, 1/2-24 NEF, steel, Cd pl . . . . .					1	
	COMM	.	WASHER, Lock, 1/2 in., internal teeth, . . . . .					1	
			phosphor bronze, nickel pl						
	COMM	.	WASHER, Flat, 1/2 in., rubber or fibre . . . . .					1	
			---*---						
-16	313	.	LAMP, Incandescent, 24-28V, 5w (DLC) . . . . .					1	
-17	832210-111	.	LIGHT, Indicator (DLC) . . . . .					1	
			(ATTACHING PARTS)						
	COMM	.	NUT, Hex, 11/16-27 NS, corrosion resisting . . . . .					1	
			steel						
	COMM	.	WASHER, Lock, 11/16 in., internal teeth, . . . . .					1	
			corrosion resisting steel						
	COMM	.	WASHER, Flat, 45/64 ID by 15/16 OD by 1/16 . . . . .					1	
			in. thick, fibre						
			---*---						
-18	83-111	.	LENS, Indicator light (DLC) . . . . .					1	
-19	S309-64BB40264	.	KNOB (KK) . . . . .					1	
			(ATTACHING PARTS)						
	COMM	.	SCREW, Headless set, slotted, No. 10-32 NF. . . . .					2	
			by 3/8 in. lg, steel, Cd pl, cup point type						
			---*---						

FIGURE AND INDEX NO.	PART NUMBER	DESCRIPTION							UNITS PER ASSY	USABLE ON CODE
		1	2	3	4	5	6	7		
POWER SUPPLY PP-893/GRC-32A (cont)										
7-20	86	.	.	.	.	.	.	.	1	
		(ATTACHING PARTS)								
	COMM	.	.	.	.	.	.	.	2	
	COMM	.	.	.	.	.	.	.	2	
		----*----								
-21	BKT-20	.	.	.	.	.	.	.	1	
		(ATTACHING PARTS)								
	COMM	.	.	.	.	.	.	.	2	
	COMM	.	.	.	.	.	.	.	2	
		----*----								
-22	ST52N	.	.	.	.	.	.	.	1	
		(ATTACHING PARTS)								
	COMM	.	.	.	.	.	.	.	2	
	COMM	.	.	.	.	.	.	.	2	
		----*----								
-23	902	.	.	.	.	.	.	.	4	
-24	ST50K	.	.	.	.	.	.	.	1	
		(ATTACHING PARTS)								
	COMM	.	.	.	.	.	.	.	2	
	COMM	.	.	.	.	.	.	.	1	
		----*----								
-25	AN3102-24-11S	.	.	.	.	.	.	.	1	
		(ATTACHING PARTS)								
	AN365-632	.	.	.	.	.	.	.	4	
	COMM	.	.	.	.	.	.	.	4	
		----*----								
-26	MEV-1	.	.	.	.	.	.	.	1	
		(ATTACHING PARTS)								
	COMM	.	.	.	.	.	.	.	3	
	COMM	.	.	.	.	.	.	.	3	
	COMM	.	.	.	.	.	.	.	3	
		----*----								
	COMM	.	.	.	.	.	.	.	1	

Section II  
Group Assembly Parts List

AN 16-30GRC32-4

FIGURE AND INDEX NO.	PART NUMBER	DESCRIPTION							UNITS PER ASSY	USABLE ON CODE
		1	2	3	4	5	6	7		
POWER SUPPLY PP-893/GRC-32 (cont)										
7-27	HAN-5	.	.	HANDLE	.	.	.	.	2	
-28	12412	.	.	COLLAR, Handle (ICFD)	.	.	.	.	4	
(ATTACHING PARTS for items 27 and 28)										
	COMM	.	.	SCREW, Rd hd machine, No. 10-32 NF by 3/4	.	.	.	.	4	
				in. lg, stainless steel						
	COMM	.	.	WASHER, Lock, No. 10, external teeth, phosphor	.	.	.	.	4	
				bronze, nickel pl						
				---*---						
-29	PNL-16	.	.	PANEL, Front	.	.	.	.	1	
-30	ANG-1	.	.	ANGLE, Left brace	.	.	.	.	1	
-31	ANG-2	.	.	ANGLE, Right brace	.	.	.	.	1	
(ATTACHING PARTS for items 30 and 31)										
	AN365-1032	.	.	NUT	.	.	.	.	4	
	WAS-195	.	.	WASHER, Flat	.	.	.	.	2	
	AN510-10-9	.	.	SCREW	.	.	.	.	4	
	AN510-10-7	.	.	SCREW	.	.	.	.	4	
				---*---						
	ASB-17	.	.	ANGLE SUBASSEMBLY, Brace	.	.	.	.	1	
(ATTACHING PARTS)										
	COMM	.	.	SCREW, Binding hd machine, No. 10-32 NF by 7/16	.	.	.	.	2	
				in. lg, brass, nickel pl or steel, Cd pl						
	COMM	.	.	WASHER, Lock, No. 10, external teeth, phosphor	.	.	.	.	2	
				bronze, nickel pl						
				---*---						
-32	CL-032-3	.	.	BUSHING, Threaded (PEN)	.	.	.	.	4	
-33	ANG-9	.	.	ANGLE, Brace	.	.	.	.	1	
-34	ANG-7	.	.	ANGLE, Upright	.	.	.	.	1	
-35	ANG-8	.	.	ANGLE, Upright	.	.	.	.	1	
(ATTACHING PARTS for items 34 and 35)										
	AN365-1032	.	.	NUT	.	.	.	.	2	
	COMM	.	.	SCREW, Binding hd machine, No. 10-32 NF by 9/16	.	.	.	.	2	
				in. lg, brass, nickel pl or steel, Cd pl						
				---*---						
	ASB-98	.	.	ANGLE SUBASSEMBLY, Left	.	.	.	.	1	
(ATTACHING PART)										
	AN510-10-7	.	.	SCREW	.	.	.	.	1	
				---*---						
-36	CL-032-3	.	.	BUSHING, Threaded (PEN)	.	.	.	.	1	
-37	ANG-3	.	.	ANGLE, Left side	.	.	.	.	1	
	ASB-99	.	.	ANGLE SUBASSEMBLY, Right	.	.	.	.	1	
(ATTACHING PART)										
	AN510-10-7	.	.	SCREW	.	.	.	.	1	
				---*---						
-38	CL-032-3	.	.	BUSHING, Threaded (PEN)	.	.	.	.	1	
-39	ANG-4	.	.	ANGLE, Right side	.	.	.	.	1	

FIGURE AND INDEX NO.	PART NUMBER	DESCRIPTION							UNITS PER ASSY	USABLE ON CODE
		1	2	3	4	5	6	7		
POWER SUPPLY PP-893/GRC-32A (cont)										
7-40	BKT-11	.	BRACKET, Right rear	.	.	.	.	.	1	
-41	BKT-9	.	BRACKET, Right front	.	.	.	.	.	1	
-42	BKT-12	.	BRACKET, Left rear	.	.	.	.	.	1	
-43	BKT-10	.	BRACKET, Left front	.	.	.	.	.	1	
(ATTACHING PARTS for items 40, 41, 42 and 43)										
	AN365-1032	.	NUT	.	.	.	.	.	24	
	COMM	.	SCREW, Binding hd machine, No. 10-32 NF by 9/16.	.	.	.	.	.	24	
			in. lg, brass, nickel pl or steel, Cd pl							
			---*---							
-44	No Number	.	CLAMP, Cable, with No. 10 hole, Type No. 79 (ZE)	.	.	.	.	.	3	
	ASB-9	.	PANEL SUBASSEMBLY, Rear	.	.	.	.	.	1	
(ATTACHING PARTS)										
	COMM	.	SCREW, Binding hd machine, No. 10-32 NF by 7/16.	.	.	.	.	.	5	
			in. lg, brass, nickel pl or steel, Cd pl							
	COMM	.	WASHER, Lock, No. 10, external teeth, phosphor	.	.	.	.	.	5	
			bronze, nickel pl							
			---*---							
-45	CL-032-3	.	BUSHING, Threaded (PEN)	.	.	.	.	.	4	
-46	PNL-3	.	PANEL, Rear	.	.	.	.	.	1	
-47	No Number	.	CLAMP, With No. 6 hole, Type No. 78 (ZE)	.	.	.	.	.	6	
-48	3121-1-8	.	CLAMP, Cable (WMPC)	.	.	.	.	.	1	
(ATTACHING PARTS)										
	AN365-632	.	NUT	.	.	.	.	.	4	
	COMM	.	SCREW, Binding hd machine, No. 6-32 NC by 1/2	.	.	.	.	.	4	
			in. lg, brass, nickel pl or steel, Cd pl							
			---*---							
-49	ASB-79	.	BOARD, Terminal	.	.	.	.	.	1	
(ATTACHING PARTS)										
	AN365-632	.	NUT	.	.	.	.	.	2	
	COMM	.	SCREW, Binding hd machine, No. 6-32 NC by 5/8	.	.	.	.	.	2	
			in. lg, brass, nickel pl or steel, Cd pl							
	WAS-189	.	WASHER, Flat	.	.	.	.	.	2	
			---*---							
	ASB-21	.	CHASSIS SUBASSEMBLY	.	.	.	.	.	1	
-50	A704	.	EYELET (STM)	.	.	.	.	.	6	
-51	A1123	.	EYELET (STM)	.	.	.	.	.	1	
-52	CL-032-3	.	BUSHING, Threaded (PEN)	.	.	.	.	.	12	
-53	CHA-1	.	CHASSIS	.	.	.	.	.	1	






Figure 8. Filter and Cabinet Assembly

FIGURE AND INDEX NO.	PART NUMBER	DESCRIPTION							UNITS PER ASSY	USABLE ON CODE
		1	2	3	4	5	6	7		
<b>FILTER AND CABINET ASSEMBLY</b>										
8-	ASB-216	FILTER AND CABINET ASSEMBLY (See figure 1-4) . . . . .							REF	
-1	ASB-117	. DC POWER FILTER F-170/GRC (See figure 5). . . . .							1	
-2	TRC-19	. CABINET CY-1188/GRC-32A . . . . .							1	
<b>RADIO SET GROUP AND CABINET ASSEMBLIES</b>										
9-	ASB-218	RADIO SET GROUP AND CABINET ASSEMBLY (See . . . . .							REF	B
	ASB-221	figure 1-5) RADIO SET GROUP AND CABINET ASSEMBLY (See . . . . .							REF	C
		figure 1-5)								

See page 2 for Master Usable on Coding List.



DETAILS OF PARTS STORAGE WITH ITEM 1 REMOVED

Figure 9. Radio Set Group and Cabinet Assemblies

FIGURE AND INDEX NO.	PART NUMBER	DESCRIPTION							UNITS PER ASSY	USABLE ON CODE
		1	2	3	4	5	6	7		
RADIO SET GROUP AND CABINET ASSEMBLIES (cont)										
9-1	ASB-201	.	CABLE ASSEMBLY CX-2162/U, Power	.	.	.	.	.	1	B
	7224	.	CONNECTOR, Plug (HAW)	.	.	.	.	.	1	B
	7549	.	CONNECTOR, Plug (HAW)	.	.	.	.	.	1	B
	No Number	.	TERMINAL, Lug with No. 6 hole, Type	.	.	.	.	.	4	B
			No. 18 (ZE)							
	TAG-25	.	TAG, Cable identification	.	.	.	.	.	1	B
	T-32191	.	CABLE, Power, 2 conductors, No. 10 AWG	.	.	.	.	.	1	B
			stranded, 96 ft 10 in. lg (SXW)							
-1	ASB-200	.	CABLE ASSEMBLY CX-2163/U, Power	.	.	.	.	.	1	C
	7506	.	CONNECTOR, Plug (HAW)	.	.	.	.	.	1	C
	7497	.	COVER, Rubber (HAW)	.	.	.	.	.	1	C
	7542	.	CONNECTOR, Plug (HAW)	.	.	.	.	.	1	C
	7574	.	COVER, Rubber (HAW)	.	.	.	.	.	1	C
	No Number	.	TERMINAL, Lug, with No. 6 hole, Type	.	.	.	.	.	4	C
			No. 18 (ZE)							
	TAG-26	.	TAG, Cable identification	.	.	.	.	.	1	C
	COMM	.	CABLE, Power, 2 conductor, No. 14 AWG,	.	.	.	.	.	1	C
			stranded, 600 V working, .540 in. dia							
			outer jacket, 100 ft lg (Spec MIL-E-4158)							
-2	ASB-144	.	CABLE ASSEMBLY CX-2055/U, Power	.	.	.	.	.	1	B
	AN3106A24-11P	.	CONNECTOR	.	.	.	.	.	1	B
	AN3106A24-10S	.	CONNECTOR	.	.	.	.	.	1	B
	TAG-16	.	TAG, Cable identification	.	.	.	.	.	1	B
	ASB-115	.	CONDUIT ASSEMBLY	.	.	.	.	.	1	B
-3	ASB-91	.	CABLE ASSEMBLY CX-2054/U, Special purpose	.	.	.	.	.	1	B, C
	AN3108A24-7P	.	CONNECTOR	.	.	.	.	.	1	B, C
	AN3108A24-7S	.	CONNECTOR	.	.	.	.	.	1	B, C
	TAG-9	.	TAG, Cable identification	.	.	.	.	.	1	B, C
	ASB-62	.	CONDUIT ASSEMBLY, Electrical	.	.	.	.	.	1	B, C
-4	ASB-90	.	CABLE ASSEMBLY CX-2053/U, Special purpose	.	.	.	.	.	1	B, C
	AN3108A24-5P	.	CONNECTOR	.	.	.	.	.	1	B, C
	AN3108A24-5S	.	CONNECTOR	.	.	.	.	.	1	B, C
	TAG-8	.	TAG, Cable identification	.	.	.	.	.	1	B, C
	ASB-62	.	CONDUIT ASSEMBLY	.	.	.	.	.	1	B, C
-5		.	HEADSET HS-33A (GFP)	.	.	.	.	.	1	B, C
-6	COP-15	.	CORD CD-307A	.	.	.	.	.	1	B, C
-7		.	MICROPHONE T-17 (GFP)	.	.	.	.	.	1	B, C
-8		.	CONTROL UNIT RM-52, Remote (GFP)	.	.	.	.	.	1	B, C
-9		.	CONTROL UNIT RM-53 (GFP)	.	.	.	.	.	1	B, C
-10		.	SPOOL DR-8 (GFP)	.	.	.	.	.	1	B, C
-11		.	WIRE WD-1/TT (1/4 mile) (GFP)	.	.	.	.	.	1	B, C
-12	AN335-6	.	NUT	.	.	.	.	.	1	B, C
-13		.	LOUDSPEAKER LS-166/U (GFP)	.	.	.	.	.	1	B, C
-14	STP-7	.	STRIP	.	.	.	.	.	1	B, C
(ATTACHING PARTS)										
	AN335-4	.	NUT	.	.	.	.	.	2	B, C
	COMM	.	WASHER, Lock, 1/4 in., external teeth, phosphor	.	.	.	.	.	2	B, C
			bronze, nickel pl							
	COMM	.	SCREW, Binding hd machine, 1/4-20 NC by 5/8 in.	.	.	.	.	.	2	B, C
			lg, brass, nickel pl or steel, Cd pl							
			-----							
-15		.	RADIO SET CONTROL C-628/ARC-27 (GFP)	.	.	.	.	.	1	B, C
-16		.	RADIO SET CONTROL C-626/ARC-27 (GFP)	.	.	.	.	.	1	B, C
-17		.	MOUNTING MT-821/ARC-27 (GFP)	.	.	.	.	.	1	B, C
-18	STP-6	.	STRIP	.	.	.	.	.	2	B, C
(ATTACHING PARTS)										
	AN365-832	.	NUT	.	.	.	.	.	6	B, C

See page 2 for Master Usable on Coding List.



FIGURE AND INDEX NO.	PART NUMBER	DESCRIPTION							UNITS PER ASSY	USABLE ON CODE
		1	2	3	4	5	6	7		
<b>RADIO SET GROUP AND CABINET ASSEMBLIES (cont)</b>										
9-	COMM	. SCREW, Binding hd machine, No. 8-32 NC by 5/8 . . . . . 6 in. lg, brass, nickel pl or steel, Cd pl ----*----							6	B, C
-19	ASB-89	. INTERCONNECTING BOX J-499/GRC (See figure 13) . . . . . 1							1	B, C
(ATTACHING PARTS)										
	No Number	. SCREW, Self tapping oval hd, No. 10 by 1/2 . . . . . 3 in. lg, steel, Cd pl, Type Z (PK) ----*----							3	B, C
-20	TRC-7	. CABINET CY-1288/GRC . . . . . 1							1	B, C
See page 2 for Master Usable on Coding List.										




Figure 10. Receiver Transmitter and Cabinet Assembly

RECEIVER TRANSMITTER AND CABINET ASSEMBLY

10-	ASB-217	RECEIVER TRANSMITTER AND CABINET ASSEMBLY. . . . . REF (See figure 1-6)
-1		. RECEIVER TRANSMITTER RT-178/ARC-27 (GFP) . . . . . 1
-2	TRC-6	. CABINET CY-1287/GRC . . . . . 1




Figure 11. Power Supply and Cabinet Assembly

FIGURE AND INDEX NO.	PART NUMBER	DESCRIPTION							UNITS PER ASSY	USABLE ON CODE
		1	2	3	4	5	6	7		
<b>POWER SUPPLY AND CABINET ASSEMBLY</b>										
11-	ASB-220	POWER SUPPLY AND CABINET ASSEMBLY . . . . .							REF	
		(See figure 1-7)								
-1	ASB-195	. POWER SUPPLY PP-894/GRC-32B (See figure 12) . . . . .							1	
-2	ASB-181	. CABLE ASSEMBLY CX-2007A/U, Power . . . . .							1	
	AN3106A24-10P	. . CONNECTOR . . . . .							1	
	AN3106A24-10S	. . CONNECTOR . . . . .							1	
	TAG-17	. . TAG, Cable identification . . . . .							1	
	ASB-180	. . CONDUIT ASSEMBLY, Electrical . . . . .							1	
-3	STR-12	. STRAP . . . . .							2	
-4	TRC-18	. CABINET CY-1191/GRC-32A . . . . .							1	
-5	A30144-3A	. . CLAMP (TIN) . . . . .							2	
		(ATTACHING PARTS)								
	No Number	. . SCREW, Self tapping rd hd, No. 8 by 3/8 in. lg, . . .							2	
		steel, Cd pl, Type Z (PK)								
		-----								

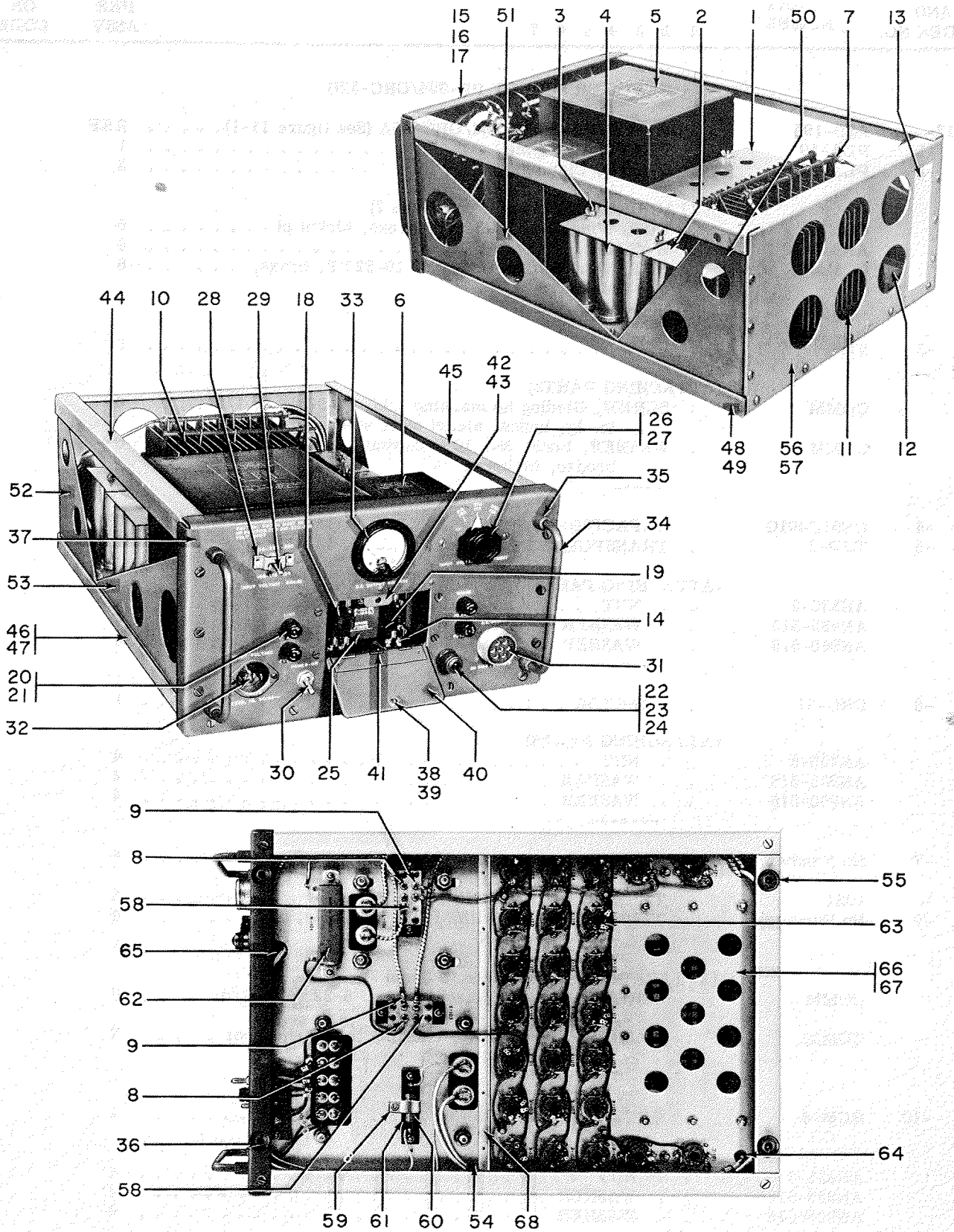


Figure 12. Power Supply PP-894/GRC-32B

FIGURE AND INDEX NO.	PART NUMBER	DESCRIPTION							UNITS PER ASSY	USABLE ON CODE
		1	2	3	4	5	6	7		
POWER SUPPLY PP-894/GRC-32B										
12-	ASB-195	POWER SUPPLY PP-894/GRC-32A (See figure 11-1) . . . . .							REF	
-1	PLA-19	. PLATE, Clamping . . . . .							1	
-2	PLA-18	. PLATE, Clamping . . . . .							2	
		(ATTACHING PARTS for items 1 and 2)								
	COMM	. NUT, Wing, No. 10-32NF, brass, nickel pl . . . . .							6	
	AN935-10	. WASHER . . . . .							6	
	*COMM	. NUT, Wing self locking, No. 10-32NF, brass, nickel pl . . . . .							6	
		----*----								
-3	STD-4	. STUD . . . . .							6	
		(ATTACHING PARTS)								
	COMM	. SCREW, Binding hd machine, No. 10-32NF by 1/2 in. lg, brass, nickel pl or steel, Cd pl . . . . .							6	
	COMM	. WASHER, Lock, No. 10, external teeth, phosphor bronze, nickel pl . . . . .							6	
		----*----								
-4	CE51C801G	. CAPACITOR . . . . .							25	
-5	TFP-2	. TRANSFORMER, Power . . . . .							1	
		(ATTACHING PARTS)								
	AN335-5	. . NUT . . . . .							4	
	AN935-516	. . WASHER . . . . .							4	
	AN960-516	. . WASHER . . . . .							4	
		----*----								
-6	CHO-21	. REACTOR . . . . .							1	
		(ATTACHING PARTS)								
	AN335-5	. . NUT . . . . .							4	
	AN935-516	. . WASHER . . . . .							4	
	AN960-516	. . WASHER . . . . .							4	
		----*----								
-7	No Number	. TERMINAL, Lug, with .199 in. dia hole, Type No. 2041 (PTN) . . . . .							4	
-8	1024	. TERMINAL, Lug (PTN) . . . . .							4	
-9	No Number	. TERMINAL, Lug, with .173 in. dia hole, Type No. 2041 (PTN) . . . . .							4	
		(ATTACHING PARTS for items 8 and 9)								
	COMM	. SCREW, Binding hd machine, No. 6-32NC by 1/4 in. lg, brass, nickel pl . . . . .							8	
	COMM	. WASHER, Lock, No. 6, external teeth, phosphor bronze, nickel pl . . . . .							8	
		----*----								
-10	RCM-4	. RECTIFIER, Metallic . . . . .							1	
		(ATTACHING PARTS)								
	AN335-6	. . NUT . . . . .							4	
	AN935-616	. . WASHER . . . . .							2	
	AN960-616	. . WASHER . . . . .							4	
		----*----								

\*Superseding part.

FIGURE AND INDEX NO.	PART NUMBER	DESCRIPTION							UNITS PER ASSY	USABLE ON CODE
		1	2	3	4	5	6	7		
POWER SUPPLY PP-894/GRC-32B (cont)										
12-	COMM	.	.	NUT, Hex, No. 10-32NF, brass, nickel pl . . . . .					4	
	COMM	.	.	WASHER, Lock, No. 10, external teeth, phosphor . . . . .					4	
				bronze, nickel pl						
	COMM	.	.	WASHER, Flat, No. 10, brass, nickel pl . . . . .					4	
-11	BLK-1	.	.	BLOCK, Rectifier stop . . . . .					2	
(ATTACHING PARTS)										
	AN365-632	.	.	NUT . . . . .					4	
	COMM	.	.	SCREW, Binding hd machine, No. 6-32NC by 7/8 . . . . .					4	
				in. lg, brass, nickel pl						
				-----						
-12	BKT-7	.	.	BRACKET . . . . .					2	
(ATTACHING PARTS)										
	AN365-1032	.	.	NUT . . . . .					6	
	COMM	.	.	SCREW, Binding hd machine, No. 10-32NF by 9/16 . . . . .					6	
				in. lg, brass, nickel pl or steel, Cd pl						
				-----						
-13	DCL-27	.	.	DECAL, Power supply schematic diagram . . . . .					1	
-14	No Number	.	.	TERMINAL, Lug, with .173 in. dia hole, Type . . . . .					4	
				No. 2041 (PTN)						
-15	ASB-196	.	.	PANEL ASSEMBLY, Front . . . . .					1	
-16	No Number	.	.	CLAMP, Cable, with No. 10 hole, Type No. 79 (ZE) . . . . .					1	
-17	3121-1-8	.	.	CLAMP, Cable (WMPC) . . . . .					1	
(ATTACHING PARTS for items 15, 16 and 17)										
	AN365-1032	.	.	NUT . . . . .					15	
	COMM	.	.	SCREW, Binding hd machine, No. 10-32NC by . . . . .					11	
				5/8 in. lg, brass, nickel pl or steel, Cd pl						
	AN510-10-9	.	.	SCREW . . . . .					6	
	AN510-10-7	.	.	SCREW . . . . .					2	
				-----						
-18	ACO-30	.	.	FUSE, Mechanical, indicating-limiter type, . . . . .					4	
				30 amps, 120 V (BUS)						
-19	4184	.	.	HOLDER, Fuse (BUS) . . . . .					2	
(ATTACHING PARTS)										
	AN365-1032	.	.	NUT . . . . .					4	
	AN510-10-11	.	.	SCREW . . . . .					4	
				-----						
-20	314015	.	.	FUSE, Cartridge, 15 amps, 250 V (LTF) . . . . .					4	
-21	HKP-H	.	.	HOLDER, Fuse (BUS) . . . . .					4	
(ATTACHING PARTS)										
	COMM	.	.	NUT, Hex, 1/2-24 NEF, steel, Cd pl . . . . .					1	
	COMM	.	.	WASHER, Lock, 1/2 in., internal teeth, . . . . .					1	
				phosphor bronze, nickel pl						
	COMM	.	.	WASHER, Flat, 1/2 in., rubber or fibre . . . . .					1	
				-----						
-22	313	.	.	LAMP, Incandescent 24-28 V, 5w (DLC) . . . . .					1	
-23	832210-111	.	.	LIGHT, Indicator (DLC) . . . . .					1	

Section II  
Group Assembly Parts List

AN 16-30GRC32-4

FIGURE AND INDEX NO.	PART NUMBER	DESCRIPTION							UNITS PER ASSY	USABLE ON CODE
		1	2	3	4	5	6	7		
POWER SUPPLY PP-894/GRC-32B (cont)										
12-		(ATTACHING PARTS)								
	COMM	. . .								1
	COMM	. . .								1
	COMM	. . .								1
		-----								
-24	83-111	. . .								1
-25	PLA-24	. . .								1
		(ATTACHING PARTS)								
	AN365-832	. . .								4
	SPA-9	. . .								4
	COMM	. . .								4
		-----								
-26	S309-64BB40260	. . .								1
		(ATTACHING PARTS)								
	COMM	. . .								2
		-----								
-27	86	. . .								1
		(ATTACHING PARTS)								
	COMM	. . .								2
	COMM	. . .								2
		-----								
-28	BKT-20	. . .								1
		(ATTACHING PARTS)								
	COMM	. . .								2
	COMM	. . .								2
		-----								
-29	ST52N	. . .								1
		(ATTACHING PARTS)								
	COMM	. . .								2
		. . .								1
		-----								
-30	ST50K	. . .								1
		(ATTACHING PARTS)								
	COMM	. . .								2
	COMM	. . .								1
		-----								

FIGURE AND INDEX NO.	PART NUMBER	DESCRIPTION							UNITS PER ASSY	USABLE ON CODE
		1	2	3	4	5	6	7		
POWER SUPPLY PP-894/GRC-32B (cont)										
12-31	AN3102-24-10S	. . .	CONNECTOR . . . . .						1	
			(ATTACHING PARTS)							
	AN365-632	. . .	NUT . . . . .						4	
	COMM	. . .	SCREW, Binding hd machine, No. 6-32NC by 9/16 in. lg, brass, nickel pl or steel, Cd pl . . . . .						4	
	COMM	. . .	WASHER, Lock, No. 6, external teeth, phosphor bronze, nickel pl . . . . .						4	
			----*----							
-32	7523	. . .	CONNECTOR (HAW) . . . . .						1	
			(ATTACHING PARTS)							
	AN365-632	. . .	NUT . . . . .						2	
	COMM	. . .	SCREW, Binding hd machine, No. 6-32NC by 7/16 in. lg, brass, nickel pl or steel, Cd pl . . . . .						2	
	COMM	. . .	WASHER, Lock, No. 6, external teeth, phosphor bronze, nickel pl . . . . .						2	
			----*----							
-33	MEV-1	. . .	VOLTMETER (JAN Type MR26W050DCVV with special scale, Spec JAN-I-6) . . . . .						1	
			(ATTACHING PARTS)							
	COMM	. . .	NUT, Hex, No. 6-32NC, brass, black nickel pl . . . . .						3	
	COMM	. . .	WASHER, Lock, No. 6, split type, brass, black nickel pl . . . . .						3	
	COMM	. . .	SCREW, Rd hd machine, No. 6-32NC by 1/2 in. lg, brass, black nickel pl . . . . .						3	
			----*----							
	COMM	. . .	GASKET, 2-5/32 ID by 2-11/16 OD by 1/16 in. thick, fibre . . . . .						1	
-34	HAN-5	. . .	HANDLE . . . . .						2	
-35	12412	. . .	COLLAR, Handle (ICFD) . . . . .						4	
			(ATTACHING PARTS for items 34 and 35)							
	COMM	. . .	SCREW, Binding hd machine, No. 10-32NF by 3/4 in. lg, steel, Cd pl . . . . .						4	
	COMM	. . .	WASHER, Lock, No. 10, external teeth, phosphor bronze, nickel pl . . . . .						4	
			----*----							
-36	BMP-14	. . .	FOOT, Bumper . . . . .						2	
			(ATTACHING PARTS)							
	AN365-1032	. . .	NUT . . . . .						2	
	AN510-10-12	. . .	SCREW . . . . .						2	
			----*----							
-37	ASB-197	. . .	PANEL SUBASSEMBLY, Front . . . . .						1	
	ASB-111	. . .	PLATE ASSEMBLY, Door . . . . .						1	
			(ATTACHING PARTS)							
	No Number	. . .	RIVET, Oval hd tubular, .121 in. dia by 1/4 in. lg, brass, nickel pl, Type No. 2429 (TBR) . . . . .						3	
			----*----							

Section II  
Group Assembly Parts List

AN 16-30GRC32-4

FIGURE AND INDEX NO.	PART NUMBER	DESCRIPTION							UNITS PER ASSY	USABLE ON CODE
		1	2	3	4	5	6	7		
POWER SUPPLY PP-894/GRC-32B (cont)										
12-38	AJW4-35	.	.	.	.	.	.	.	1	
-39	GH4	.	.	.	.	.	.	.	1	
-40	PLA-12	.	.	.	.	.	.	.	1	
-41	HNG-4	.	.	.	.	.	.	.	1	
(ATTACHING PARTS)										
No Number		.	.	.	.	.	.	.	3	
RIVET, Oval hd tubular, .121 in. dia by 1/4 in. lg, aluminum, nickel pl (TBR)										
---*---										
ASB-110		.	.	.	.	.	.	.	1	
(ATTACHING PARTS)										
No Number		.	.	.	.	.	.	.	3	
RIVET, Oval hd tubular, .121 in. dia by 1/4 in. lg, brass, nickel pl, Type No. 2429 (TBR)										
---*---										
-42	S4-200	.	.	.	.	.	.	.	1	
(ATTACHING PARTS)										
		.	.	.	.	.	.	.	2	
RIVET, Oval hd tubular, .098 in. dia by 5/32 in. lg, brass, nickel pl, Type No. 2280 (TBR)										
---*---										
-43	STP-3	.	.	.	.	.	.	.	1	
-44	ANG-18	.	.	.	.	.	.	.	1	
-45	ANG-19	.	.	.	.	.	.	.	1	
(ATTACHING PARTS for items 44 and 45)										
AN365-1032		.	.	.	.	.	.	.	2	
AN510-10-9		.	.	.	.	.	.	.	2	
AN510-10-7		.	.	.	.	.	.	.	2	
---*---										
ASB-98		.	.	.	.	.	.	.	1	
(ATTACHING PART)										
AN510-10-7		.	.	.	.	.	.	.	1	
---*---										
-46	CL-032-3	.	.	.	.	.	.	.	1	
-47	ANG-3	.	.	.	.	.	.	.	1	
	ASB-99	.	.	.	.	.	.	.	1	
(ATTACHING PART)										
AN510-10-7		.	.	.	.	.	.	.	1	
---*---										
-48	CL-032-3	.	.	.	.	.	.	.	1	
-49	ANG-4	.	.	.	.	.	.	.	1	
-50	BKT-11	.	.	.	.	.	.	.	1	
-51	BKT-25	.	.	.	.	.	.	.	1	
-52	BKT-12	.	.	.	.	.	.	.	1	
-53	BKT-24	.	.	.	.	.	.	.	1	





FIGURE AND INDEX NO.	PART NUMBER	DESCRIPTION 1 2 3 4 5 6 7	UNITS PER ASSY	USABLE ON CODE
POWER SUPPLY PP-894/GRC-32B (cont)				
12-		(ATTACHING PARTS)		
	AN365-832	. NUT . . . . .	2	
	COMM	. SCREW, Binding hd machine, No. 8-32 NC by 7/8 . . . . . in. lg, brass, nickel pl ----*----	2	
-63	TSB8T101	. SOCKET, Octal (Spec JAN-S-28A) . . . . .	25	
		(ATTACHING PARTS)		
	COMM	. NUT, Hex, No. 6-32 NC, .250 in. wide across . . . . . flats, brass, nickel pl	50	
	COMM	. WASHER, Lock, No. 6, external teeth, phosphor . . . . . bronze, nickel pl	50	
	COMM	. SCREW, Binding hd machine, No. 6-32 NC by 3/8 . . . . . in. lg, brass, nickel pl ----*----	50	
-64	ASB-198	. CHASSIS SUBASSEMBLY . . . . .	1	
	A704	. . EYELET (STM) . . . . .	4	
-65	A676	. . EYELET (STM) . . . . .	1	
-66	CL-032-3	. . BUSHING, Threaded (PEN). . . . .	7	
-67	CHA-4	. . CHASSIS . . . . .	1	
-68	ANG-20	. . ANGLE . . . . .	1	
		(ATTACHING PARTS)		
	No Number	. . RIVET, Oval hd tubular, .146 in. dia by 5/16 . . . . . in. lg, brass, nickel pl (TBR) -----	6	
INTERCONNECTING BOX J-499/GRC				
13-	ASB-89	BOX J-499/GRC, Interconnecting (See figures 2-9 . . . . . and 9-19)	REF	
-1	ASB-114	COVER ASSEMBLY, Interconnecting box. . . . .	1	
		(ATTACHING PARTS)		
	No Number	SCREW, Self tapping, stove hd, No. 6 by 3/8 . . . . . in. lg, Type Z (PK) ----*----	16	
-2	ASB-92	. . CABLE ASSEMBLY, Special purpose . . . . .	1	
	AN3108A22-14S	. . . CONNECTOR . . . . .	1	
	ASB-64	. . . CONDUIT ASSEMBLY, Electrical . . . . .	1	
-3	ASB-93	. . . CABLE ASSEMBLY, Special purpose . . . . .	1	
	AN3106A24-5P	. . . CONNECTOR . . . . .	1	
	ASB-59	. . . CONDUIT ASSEMBLY, Electrical . . . . .	1	
-4	ASB-94	. . . CABLE ASSEMBLY, Special purpose . . . . .	1	
	AN3106A24-20P	. . . CONNECTOR . . . . .	1	
	ASB-59	. . . CONDUIT ASSEMBLY, Electrical . . . . .	1	
-5	ASB-95	. . . CABLE ASSEMBLY, Special purpose . . . . .	1	
	AN3106A24-7S	. . . CONNECTOR . . . . .	1	
	ASB-59	. . . CONDUIT ASSEMBLY, Electrical . . . . .	1	

AN 16-30GRC32-4

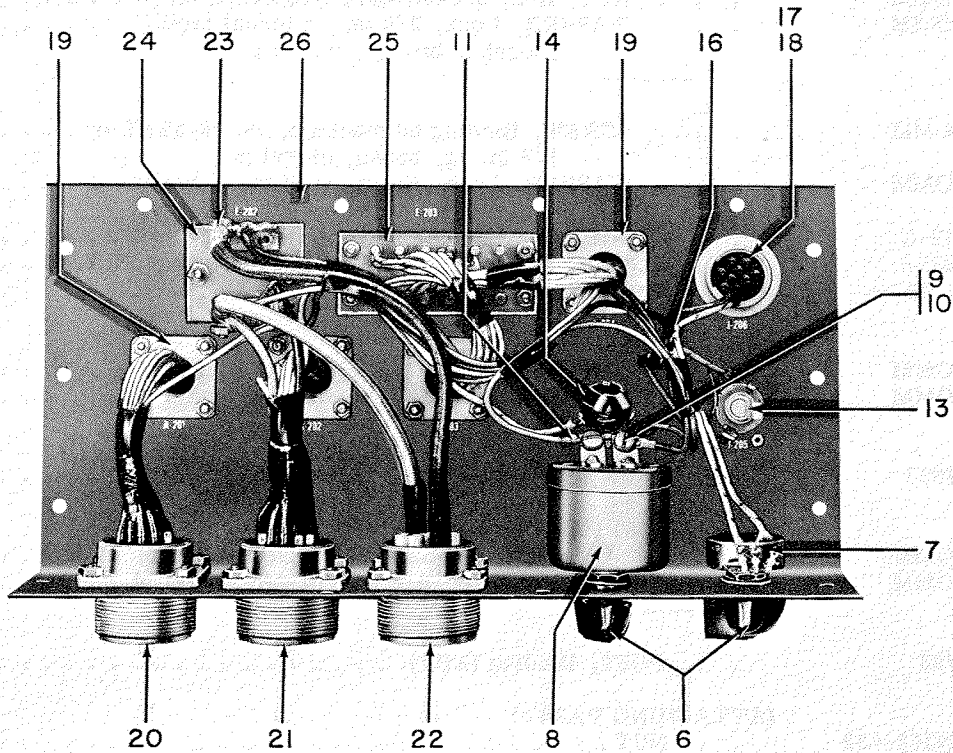



Figure 13. Interconnecting Box J-499/GRC

Section II  
Group Assembly Parts List

AN 16-30GRC32-4

FIGURE AND INDEX NO.	PART NUMBER	DESCRIPTION							UNITS PER ASSY	USABLE ON CODE
		1	2	3	4	5	6	7		
INTERCONNECTING BOX J-499/GRC (cont)										
13-6	S292-3L	.	.	.	.	.	.	.	2	
		(ATTACHING PARTS)								
	AN565B8-8	.	.	.	.	.	.	.	1	
		-----								
-7	No Number	.	.	.	.	.	.	.	1	
		RESISTOR, Variable, composition, 150,000 ohms ±20%, 1/2w, linear taper (AB Type J or CPH Type 25)								
		(ATTACHING PARTS)								
	COMM	.	.	.	.	.	.	.	1	
	COMM	.	.	.	.	.	.	.	1	
		NUT, Hex, 3/8-32 NEF, brass, nickel pl								
		WASHER, Lock, 3/8 in., internal teeth, phosphor bronze, nickel pl								
	COMM	.	.	.	.	.	.	.	1	
	COMM	.	.	.	.	.	.	.	1	
		NUT, Hex, 3/8-32 NEF, brass, nickel pl								
		WASHER, Lock, 3/8 in., internal teeth, phosphor bronze, nickel pl								
		-----								
-8	RP112FD351KK	.	.	.	.	.	.	.	1	
		RESISTOR (Spec JAN-R-22)								
		(ATTACHING PARTS)								
	COMM	.	.	.	.	.	.	.	1	
	COMM	.	.	.	.	.	.	.	1	
		NUT, Hex, 3/8-32 NEF, brass, nickel pl								
		WASHER, Lock, 3/8 in., internal teeth, phosphor bronze, nickel pl								
	COMM	.	.	.	.	.	.	.	1	
	COMM	.	.	.	.	.	.	.	1	
		NUT, Hex, 3/8-32 NEF, brass, nickel pl								
		WASHER, Lock, 3/8 in., internal teeth, phosphor bronze, nickel pl								
		-----								
-9	COMM	.	.	.	.	.	.	.	2	
		SCREW, Binding hd machine, No. 8-32 NC by 1/4 in. lg, brass, nickel pl								
-10	COMM	.	.	.	.	.	.	.	2	
		WASHER, Lock, No. 8, split type, brass, nickel pl								
-11	992-C	.	.	.	.	.	.	.	2	
-12	7235A	.	.	.	.	.	.	.	2	
-13	JJ034	.	.	.	.	.	.	.	1	
		TERMINAL, Lug (PTN)								
		COVER, Jack (M & M Metal Mfg. Co., Averne, N. Y.)								
		JACK (Spec JAN-J-641)								
		(ATTACHING PARTS)								
	COMM	.	.	.	.	.	.	.	1	
	COMM	.	.	.	.	.	.	.	1	
		NUT, Hex, 3/8-32 NEF, brass, nickel pl								
		WASHER, Flat, 3/8 in., brass, nickel pl								
		-----								
-14	JJ033	.	.	.	.	.	.	.	1	
		JACK, Telephone (Spec JAN-J-641)								
		(ATTACHING PARTS for items 11 and 12)								
	COMM	.	.	.	.	.	.	.	1	
	COMM	.	.	.	.	.	.	.	1	
		NUT, Hex, 3/8-32 NEF, brass, nickel pl								
		WASHER, Flat, 3/8 in., brass, nickel pl								
		-----								
-15	7723	.	.	.	.	.	.	.	1	
		POST, Binding (EBY)								
		(ATTACHING PARTS)								
	AN365-632	.	.	.	.	.	.	.	1	
	COMM	.	.	.	.	.	.	.	1	
		NUT								
		WASHER, Lock, No. 6, external teeth, brass, nickel pl								
		-----								
-16	No Number	.	.	.	.	.	.	.	2	
-17	164-7	.	.	.	.	.	.	.	1	
-18	SPA-15	.	.	.	.	.	.	.	1	
		TERMINAL, Lug with No. 6 hole, Type No. 9 (ZE)								
		CONNECTOR, Receptacle (AMP)								
		SPACER								

FIGURE AND INDEX NO.	PART NUMBER	DESCRIPTION							UNITS PER ASSY	USABLE ON CODE
		1	2	3	4	5	6	7		
INTERCONNECTING BOX J-499/GRC (cont)										
13-19	97-180-10	.	.	SHELL, Junction (AMP)	.	.	.	.	4	
	*2182-18	.	.	SHELL, Junction (CED)	.	.	.	.	4	
(ATTACHING PARTS)										
	AN365-440	.	.	NUT	.	.	.	.	16	
	COMM	.	.	SCREW, Binding hd machine, No. 4-40 NC by 3/8	.	.	.	.	16	
	COMM	.	.	WASHER, Lock, No. 4, external teeth, phosphor.	.	.	.	.	16	
		.	.	in. lg, brass, nickel pl	.	.	.	.		
		.	.	bronz, nickel pl	.	.	.	.		
		-----								
-20	AN3102-24-5S	.	.	CONNECTOR	.	.	.	.	1	
-21	AN3102-24-7S	.	.	CONNECTOR	.	.	.	.	1	
-22	AN3102-24-10P	.	.	CONNECTOR	.	.	.	.	1	
(ATTACHING PARTS for items 20, 21 and 22)										
	AN365-632	.	.	NUT	.	.	.	.	12	
	COMM	.	.	SCREW, Binding hd machine, No. 6-32 NC by	.	.	.	.	12	
	COMM	.	.	WASHER, Lock, No. 6, external teeth, phosphor	.	.	.	.	12	
		.	.	7/16 in. lg, brass, nickel pl	.	.	.	.		
		.	.	bronz, nickel pl	.	.	.	.		
		-----								
-23	No Number	.	.	TERMINAL, Lug, with .173 in. dia hole, Type	.	.	.	.	2	
		.	.	No. 2041 (PTN)	.	.	.	.		
(ATTACHING PARTS)										
	COMM	.	.	NUT, Hex, No. 8-32 NC, brass nickel pl	.	.	.	.	2	
	COMM	.	.	WASHER, Lock, No. 8, external teeth, phosphor	.	.	.	.	2	
	COMM	.	.	SCREW, Binding hd machine, No. 6-32 NC-2 by	.	.	.	.	2	
		.	.	5/16 in. lg, brass, nickel pl	.	.	.	.		
		-----								
-24	ASB-78	.	.	PANEL, Terminal	.	.	.	.	1	
(ATTACHING PARTS)										
	AN365-632	.	.	NUT	.	.	.	.	2	
	WAS-189	.	.	WASHER, Flat	.	.	.	.	2	
	COMM	.	.	SCREW, Binding hd machine, No. 6-32 NC by 1/2	.	.	.	.	2	
		.	.	in. lg, brass, nickel pl	.	.	.	.		
		-----								
-25	ASB-96	.	.	BOARD, Terminal	.	.	.	.	1	
(ATTACHING PARTS)										
	AN365-440	.	.	NUT	.	.	.	.	4	
	WAS-191	.	.	WASHER, Flat	.	.	.	.	4	
	SPA-4	.	.	SPACER	.	.	.	.	4	
	COMM	.	.	SCREW, Binding hd machine, No. 4-40 NC by 1/2	.	.	.	.	4	
		.	.	in. lg, brass, nickel pl	.	.	.	.		
		-----								
-26	CBT-14	.	.	COVER, Interconnecting box	.	.	.	.	1	
-27	ASB-87	.	.	BOX SUBASSEMBLY, Interconnecting	.	.	.	.	1	
-28	NAS395-3	.	.	NUT	.	.	.	.	16	
-29	NAS444-7-C	.	.	NUT	.	.	.	.	3	
(ATTACHING PARTS)										
	No Number	.	.	RIVET, Oval hd, tubular, .121 in. dia by 1/8 in.	.	.	.	.	6	
		.	.	lg, steel, Cd pl, Type No. 2438 (TBR)	.	.	.	.		
		-----								

\* Alternate part.

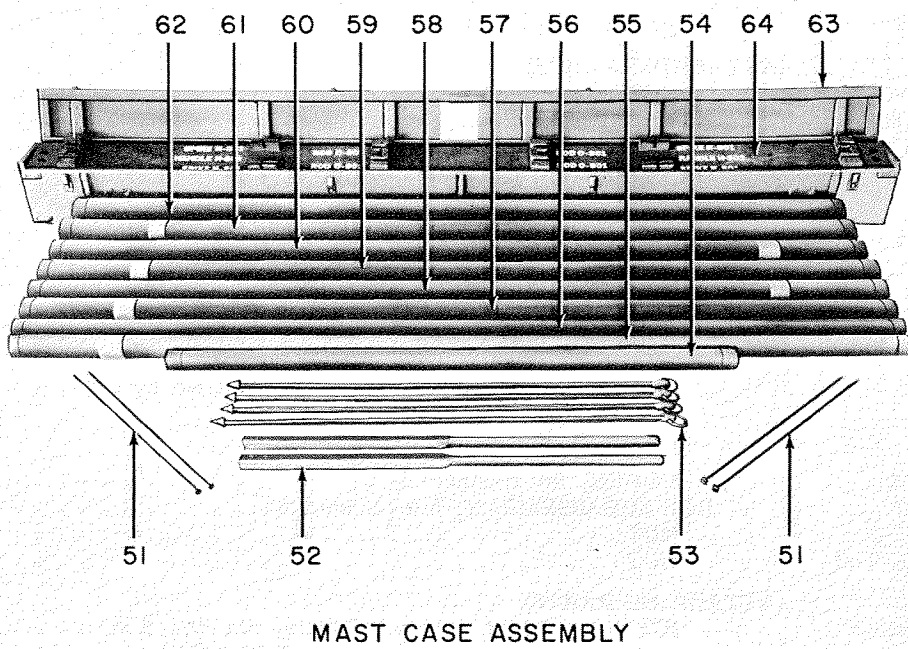
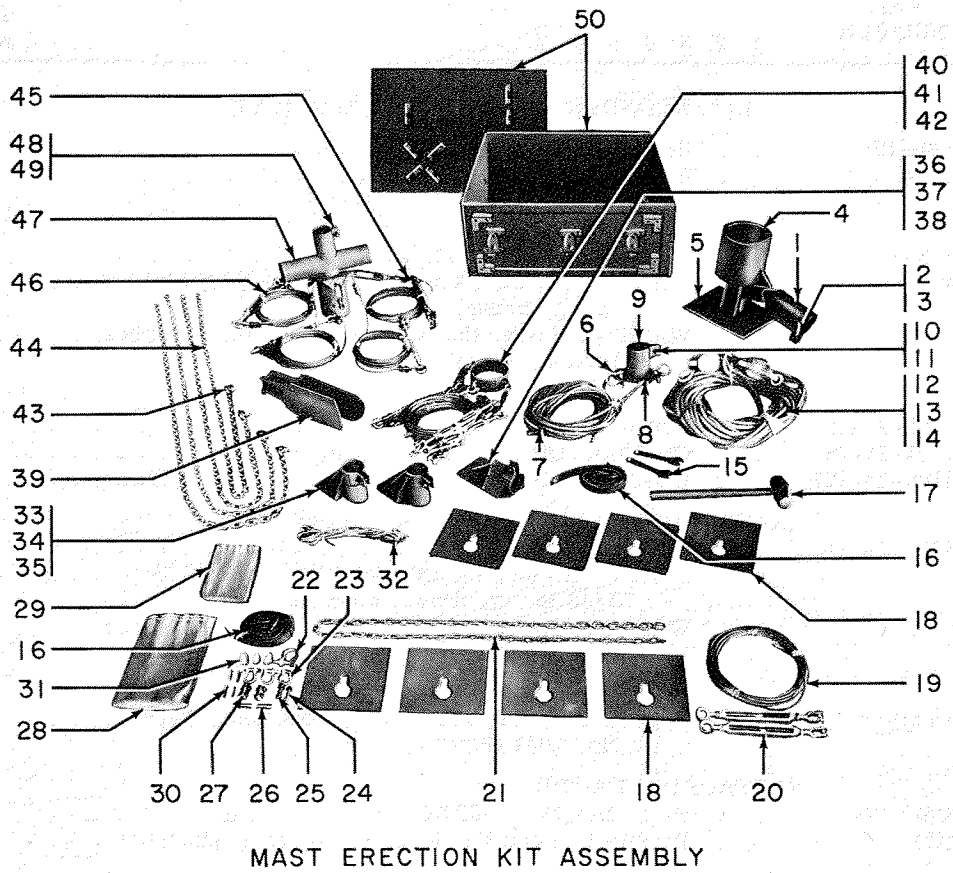


Figure 14. Mast AB-282/GRC

FIGURE AND INDEX NO.	PART NUMBER	DESCRIPTION							UNITS PER ASSY	USABLE ON CODE
		1	2	3	4	5	6	7		
MAST AB-282/GRC										
14-	MST-3	MAST AB-282/GRC (See figure 1-8) . . . . .							REF	
	ASB-194	. ERECTION KIT ASSEMBLY, Mast . . . . .							1	
	ASB-187	. . . BASE ASSEMBLY, Mast . . . . .							1	
-1	ASB-153	. . . CLAMP ASSEMBLY . . . . .							1	
(ATTACHING PARTS)										
	AN380-4-6	. . . PIN . . . . .							1	
	AN335-10	. . . NUT . . . . .							1	
	BLT-2	. . . BOLT, Machine . . . . .							1	
----*----										
-2	COMM	. . . . WELDNUT, Hex, 3/8-16 NC, steel . . . . .							1	
-3	COMM	. . . . SCREW, Hex cap, 3/8-16 NC by 1-1/4 in. lg, steel . . . . .							1	
-4	ASB-151	. . . . CLAMP . . . . .							1	
(ATTACHING PARTS)										
	AN380-4-6	. . . PIN . . . . .							1	
	AN335-12	. . . NUT . . . . .							1	
	BLT-1	. . . BOLT, Machine . . . . .							1	
----*----										
-5	ASB-152	. . . . PLATE, Base . . . . .							1	
	ASB-154	. . . ROPE ASSEMBLY . . . . .							1	
-6	330(3/8)	. . . . SHACKLE, 3/8 in. (DKC) . . . . .							2	
	ASB-163	. . . . ROPE SUBASSEMBLY . . . . .							1	
-7	COMM	. . . . ROPE, Sisal, 1/4 in. dia by 33 ft lg, impregnated with copper naphthenate (Spec T-R-631) . . . . .							1	
-8	323	. . . . THIMBLE (MAS) . . . . .							1	
-9	ASB-162	. . . . CLAMP ASSEMBLY . . . . .							1	
-10	COMM	. . . . WELDNUT, Hex, 5/16-18 NC, steel . . . . .							1	
-11	COMM	. . . . SCREW, Hex cap, 5/16-18 NC, by 1-1/4 in. lg, steel . . . . .							1	
	ASB-159	. . . BLOCK AND TACKLE ASSEMBLY . . . . .							1	
-12	COMM	. . . . BLOCK, 3 in. . . . .							1	
-13	COMM	. . . . BLOCK, 3 in., with becket . . . . .							1	
-14	COMM	. . . . ROPE, 3/8 in. dia by 125 ft lg, impregnated with copper naphthenate . . . . .							1	
-15	No Number	. . . WRENCH, Adjustable, open end, 3/4 in. maximum opening, 6 in. lg, steel alloy (CTS) . . . . .							2	
-16	STR-6	. . . STRAP, Web . . . . .							10	
-17	126	. . . HAMMER, With 15 in. lg handle (HUB) . . . . .							1	
-18	HDW-3	. . . PLATE, Anchor . . . . .							8	
-19	No Number	. . . CABLE, 1/8 in. dia, 7 by 9 stranded aircraft type, 55 ft lg (RRB) . . . . .							1	
-20	322D	. . . TURNBUCKLE, 3/8 by 6 in. (DKC) . . . . .							2	
-21	No Number	. . . CHAIN, No. 2-0, 6 guage, steel, square link. type, 6 ft lg (AMCD) . . . . .							1	
-22	330(3/8)	. . . SHACKLE, 3/8 in. (DKC) . . . . .							1	
-23	330(1/4)	. . . SHACKLE, 1/4 in. (DKC) . . . . .							3	
-24	COMM	. . . HEXBOLT AND HEX WELDNUT, 5/16-18 by 1-1/4 in. lg, steel, zinc pl . . . . .							1	
-25	COMM	. . . HEXBOLT AND HEX WELDNUT, 3/8-16 by 1-1/4 in. lg, steel, zinc pl . . . . .							1	
-26	PIN-5	. . . PIN, Cotter . . . . .							4	
-27	CLA-86	. . . CLAMP (Altered from DKC Type No. 507C) . . . . .							2	
-28	BAG-1	. . . BAG . . . . .							1	
-29	BAG-2	. . . BAG . . . . .							1	

FIGURE AND INDEX NO.	PART NUMBER	DESCRIPTION							UNITS PER ASSY	USABLE ON CODE	
		1	2	3	4	5	6	7			
MAST AB-282/GRC (cont)											
14-30	PIN-4	.	.	.	.	.	.	.	.	4	
-31	500	.	.	.	.	.	.	.	.	3	
-32	HDW-5	.	.	.	.	.	.	.	.	1	
-33	ASB-149	.	.	.	.	.	.	.	.	2	
-34	COMM	.	.	.	.	.	.	.	.	1	
-35	COMM	.	.	.	.	.	.	.	.	1	
											in. lg, steel
-36	ASB-148	.	.	.	.	.	.	.	.	1	
-37	COMM	.	.	.	.	.	.	.	.	1	
-38	COMM	.	.	.	.	.	.	.	.	1	
											in. lg, steel
-39	No Number	.	.	.	.	.	.	.	.	1	
											DIGGER, Post hole, double jaws, 8 in. hole, heavy duty steel blades, 9 in. lg Atlas, painted olive drab; less handles (Federal Drawing No. HDW-4-2) (IWN)
	ASB-150	.	.	.	.	.	.	.	.	1	
-40	ASB-161-4	.	.	.	.	.	.	.	.	1	
-41	ASB-161-3	.	.	.	.	.	.	.	.	3	
-42	CLR-2	.	.	.	.	.	.	.	.	1	
	ASB-158	.	.	.	.	.	.	.	.	4	
-43	330(1/4)	.	.	.	.	.	.	.	.	1	
-44	No Number	.	.	.	.	.	.	.	.	1	
											CHAIN, No. 2-0, 6 guage, steel, square link type, 6 ft lg (AMCD)
	ASB-147	.	.	.	.	.	.	.	.	1	
-45	ASB-161-2	.	.	.	.	.	.	.	.	1	
-46	ASB-161-1	.	.	.	.	.	.	.	.	3	
-47	ASB-160	.	.	.	.	.	.	.	.	1	
-48	COMM	.	.	.	.	.	.	.	.	2	
-49	COMM	.	.	.	.	.	.	.	.	2	
											in. lg, steel
-50	ASB-65	.	.	.	.	.	.	.	.	1	
	ASB-190	.	.	.	.	.	.	.	.	1	
-51	HDW-1	.	.	.	.	.	.	.	.	4	
-52	No Number	.	.	.	.	.	.	.	.	2	
											HANDLE, Post hole digger, wood, painted olive drab, 4 ft lg, for 9 in. lg post hole digger jaws (Federal Drawing No. HDW-4-3) (IWN)
-53	HDW-2	.	.	.	.	.	.	.	.	4	
-54	ASB-157	.	.	.	.	.	.	.	.	1	
	FRL-1-7	.	.	.	.	.	.	.	.	2	
	TUB-71	.	.	.	.	.	.	.	.	1	
-55	ASB-156-6	.	.	.	.	.	.	.	.	1	
	FRL-1-9	.	.	.	.	.	.	.	.	2	
	TUB-70-8	.	.	.	.	.	.	.	.	1	
-56	ASB-155-2	.	.	.	.	.	.	.	.	1	
	FRL-1-8	.	.	.	.	.	.	.	.	2	
	TUB-70-2	.	.	.	.	.	.	.	.	1	
-57	ASB-156-5	.	.	.	.	.	.	.	.	1	
	FRL-1-6	.	.	.	.	.	.	.	.	2	
	TUB-70-7	.	.	.	.	.	.	.	.	1	
-58	ASB-156-4	.	.	.	.	.	.	.	.	1	
	FRL-1-5	.	.	.	.	.	.	.	.	2	
	TUB-70-6	.	.	.	.	.	.	.	.	1	
-59	ASB-156-3	.	.	.	.	.	.	.	.	1	
	FRL-1-4	.	.	.	.	.	.	.	.	2	
	TUB-70-5	.	.	.	.	.	.	.	.	1	
-60	ASB-156-2	.	.	.	.	.	.	.	.	1	
	FRL-1-3	.	.	.	.	.	.	.	.	2	
	TUB-70-4	.	.	.	.	.	.	.	.	1	



FIGURE AND INDEX NO.	PART NUMBER	DESCRIPTION	UNITS PER ASSY	USABLE ON CODE		
					1	2
MAST ASB-282/GRC (cont)						
14-61	ASB-156-1	. . MAST SECTION ASSEMBLY . . . . .	1			
	FRL-1-2	. . . FERRULE . . . . .	2			
	TUB-70-3	. . . TUBING, Plywood . . . . .	1			
-62	ASB-155-1	. . MAST SECTION ASSEMBLY . . . . .	1			
	FRL-1-1	. . . FERRULE . . . . .	2			
	TUB-70-1	. . . TUBING, Plywood . . . . .	1			
-63	ASB-140	. . CASE, Mast CY-1185/GRC . . . . .	1			
-64	ASB-167	. . . TRAY, Mast case . . . . .	1			

## GUY ASSEMBLIES

## USABLE ON CODE

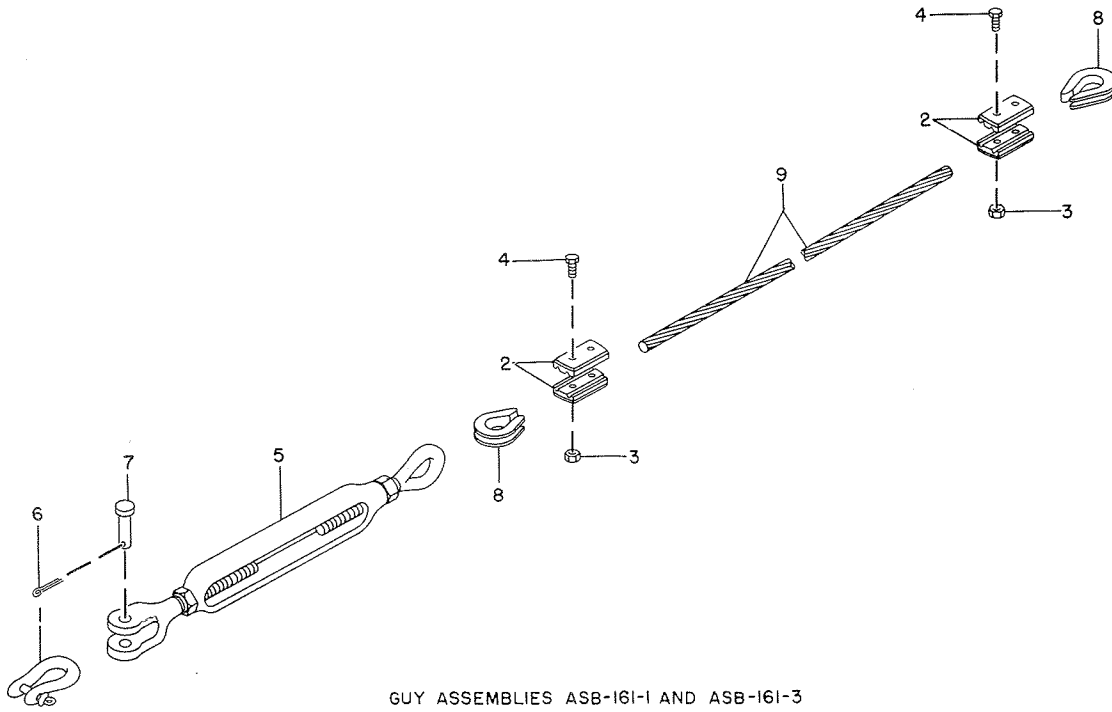
1a - Used on ASB-161-1 only.

1b - Used on ASB-161-2 only.

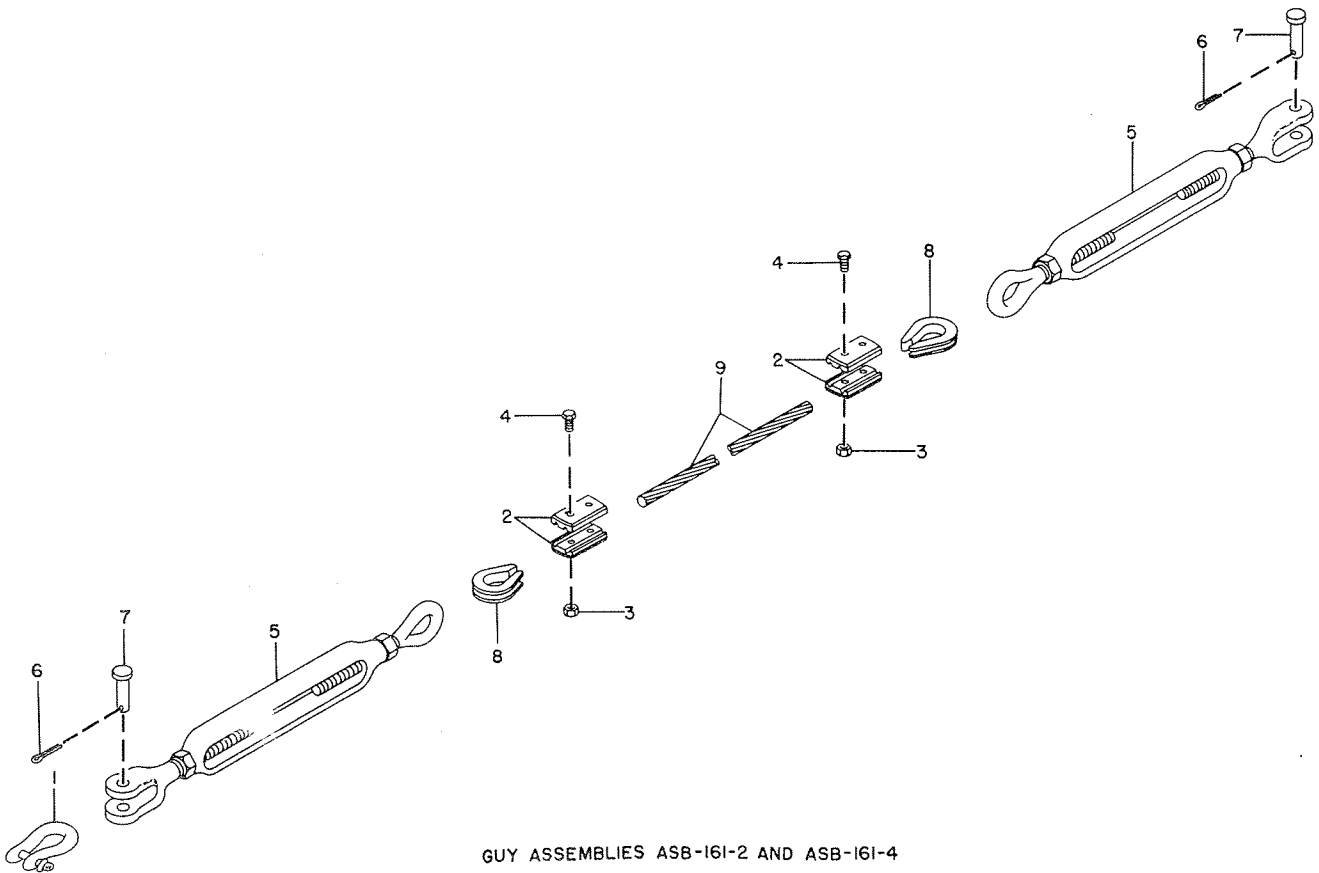
1c - Used on ASB-161-3 only.

1d - Used on ASB-161-4 only.

15-	ASB-161-1	GUY ASSEMBLY (See figure 14-46) . . . . .	REF	1a
	ASB-161-2	GUY ASSEMBLY (See figure 14-45) . . . . .	REF	1b
	ASB-161-3	GUY ASSEMBLY (See figure 14-41) . . . . .	REF	1c
	ASB-161-4	GUY ASSEMBLY (See figure 14-40) . . . . .	REF	1d
-1	330(1/4)	. SHACKLE, 1/4 in. (DKC) . . . . .	1	
-2	CLA-86	. CLAMP (Altered from DKC Type No. 507C) . . . . .	2	
-3	AN335-4	. . NUT . . . . .	4	
-4	AF65-4-6	. . BOLT . . . . .	4	
-5	322D	. TURNBUCKLE, 3/8 by 6 in. (DKC) . . . . .	1	1a, 1c
	322D	. TURNBUCKLE, 3/8 by 6 in. (DKC) . . . . .	2	1b, 1d
-6	PIN-5	. . PIN, Cotter . . . . .	1	1a, 1c
	PIN-5	. . PIN, Cotter . . . . .	2	1b, 1d
-7	PIN-4	. . PIN, Turnbuckle . . . . .	1	1a, 1c
	PIN-4	. . PIN, Turnbuckle . . . . .	2	1b, 1d
-8	500	. THIMBLE (DKC) . . . . .	2	
-9	No Number	. CABLE, 1/8 in. dia, 7 by 9 stranded aircraft . . . . .	1	1a
	No Number	type, 53 ft 8 in. lg (RRB)		
	No Number	. CABLE, 1/8 in. dia, 7 by 9 stranded aircraft . . . . .	1	1b
	No Number	type, 51 ft 8 in. lg (RRB)		
	No Number	. CABLE, 1/8 in. dia, 7 by 9 stranded aircraft . . . . .	1	1c
	No Number	type, 30 ft 4 in. lg (RRB)		
	No Number	. CABLE, 1/8 in. dia, 7 by 9 stranded aircraft . . . . .	1	1d
	No Number	type, 29 ft 2 in. lg (RRB)		



GUY ASSEMBLIES ASB-16I-1 AND ASB-16I-3



GUY ASSEMBLIES ASB-16I-2 AND ASB-16I-4

Figure 15. Guy Assemblies

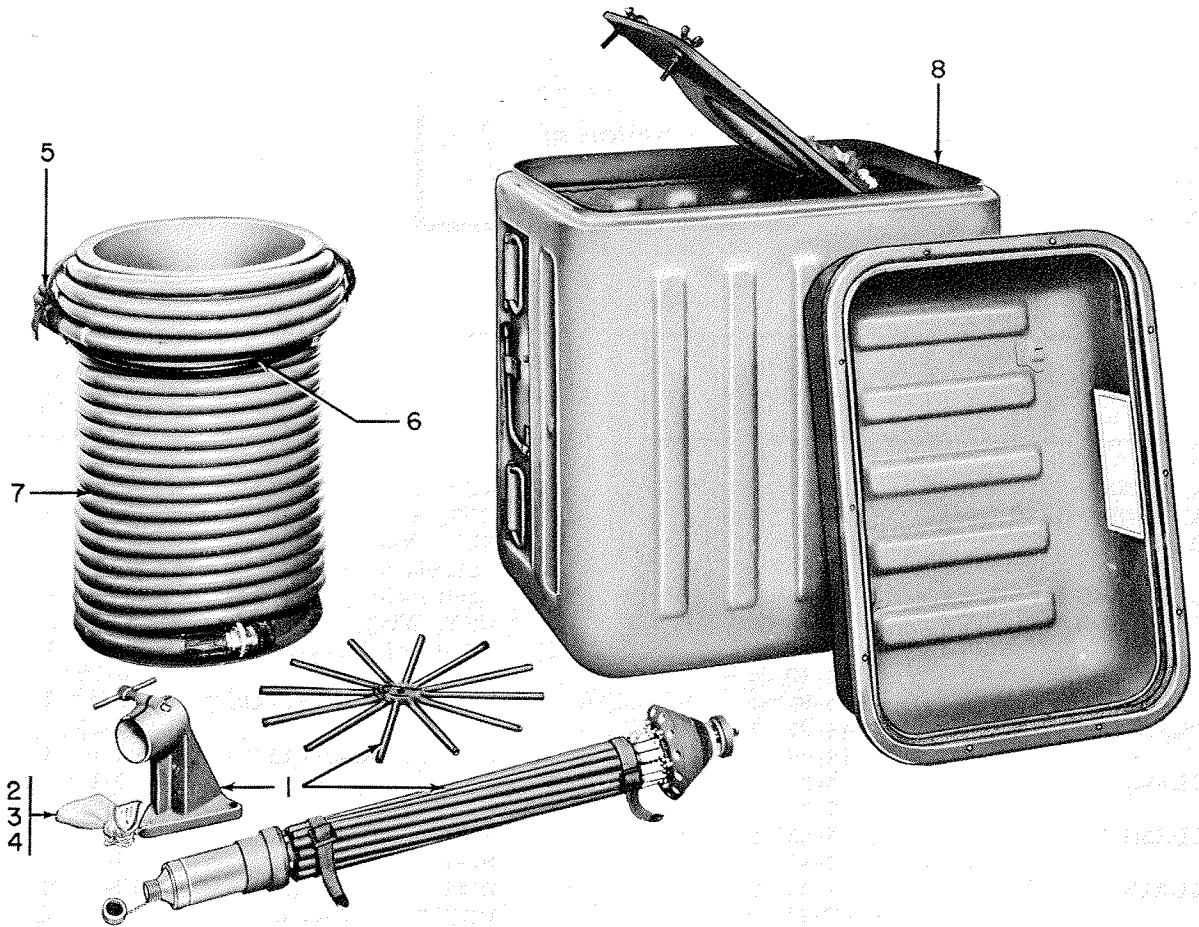


Figure 16. Antenna, RF Cables and Antenna Case Assembly

FIGURE AND INDEX NO.	PART NUMBER	DESCRIPTION	UNITS PER ASSY							USABLE ON CODE	
			1	2	3	4	5	6	7		
<b>ANTENNA, RF CABLES AND ANTENNA CASE ASSEMBLY</b>											
16-	ASB-219	ANTENNA, RF CABLES AND ANTENNA CASE . . . . .									REF
		ASSEMBLY (See figure 1-9)									
-1		. ANTENNA AT-197/GRC, With support (GFP) . . . . .									1
	ASB-223	. ANTENNA HARDWARE AND BAG ASSEMBLY . . . . .									1
-2	12FA-420	. . NUT, Self locking (SPS) . . . . .									4
-3	AF65-4-10	. . BOLT . . . . .									4
-4	BAG-3	. . BAG . . . . .									1
-5	STR-12	. STRAP, Web. . . . .									1
-6	ASB-58	. CABLE ASSEMBLY CG-690A/U, Radio frequency . . . . .									1
	UG-59A/U	. . CONNECTOR . . . . .									1
	UG-21C/U	. . CONNECTOR . . . . .									1
	TAG-11	. . TAG, Cable identification . . . . .									1
	RG-8A/U	. . CABLE, Radio frequency, 2 ft lg . . . . .									1
		(Spec JAN-C-17A)									
-7	ASB-57	. CABLE ASSEMBLY CG-895/U, Radio frequency . . . . .									1
	UG-495/U	. . CONNECTOR . . . . .									1
	UG-333/U	. . CONNECTOR . . . . .									1
	TAG-10	. . TAG, Cable identification . . . . .									1
	RG-17A/U	. . CABLE, Radio frequency, 75 ft lg . . . . .									1
		(Spec JAN-C-17A)									
-8		. ANTENNA CASE CY-728/U (GFP) . . . . .									1

**SECTION III  
NUMERICAL INDEX**

	PART NO.	SOURCE CODE	FIG. AND INDEX NO.	QTY. PER ARTICLE	
--	----------	-------------	--------------------	------------------	--

	PART NO.	SOURCE CODE	FIG. AND INDEX NO.	QTY. PER ARTICLE	
--	----------	-------------	--------------------	------------------	--

ANTENNA 16-1 1  
 ANTENNA CASE 16-8 1  
 BLOCK 14-12 1  
 BLOCK 14-13 1  
 BOLT AND WELDNUT 14-24 1  
 BOLT AND WELDNUT 14-25 1  
 CABLE 9- 1  
 CABLE 14-19 1  
 CABLE 15-9 3  
 CHAIN 14-21 2  
   14-44  
 CLAMP 4-3 1  
   7-3  
 CLAMP 4-45 4  
   4-47  
 CLAMP 4-46 6  
   7-47  
 CLAMP 5-32 5  
   5-38  
   7-44  
   12-16  
   12-54  
 CLAMP 5-39 2  
 CONTROL UNIT 3-3 1  
   9-8  
 CONTROL UNIT 3-4 1  
   9-9  
 DIGGER 14-39 1  
 GASKET 4- 1  
   7-  
   12-  
 HANDLE 14-52 2  
 HEADSET 3-6 1  
   9-5  
 HINGE (See HNG-4)  
 LOUDSPEAKER 2-7 1  
   9-13  
 MICROPHONE 3-5 1  
   9-7  
 MOUNTING 2-5 1  
   9-17  
 NUT, No. 6 2- 49  
 NUT, No. 6 .025 in.  
   wide across flats 4- 54  
 NUT, No. 8 2- 18  
 NUT, No. 10 4- 58  
 NUT, 1/4 2- 5  
 NUT, 3/8 2- 8  
 NUT, 1/2 4- 4

NUT, 15/32 4- 8  
 NUT, 11/16 4- 1  
 NUT, Wing:  
   standard, No. 10 5- 6  
   self locking, No. 10 5- 6  
 NUT, Wing, 1/4 3-14 1  
 RADIO SET CONTROL 2-2 1  
   9-15  
 RADIO SET CONTROL 2-4 1  
   9-16  
 REC-TRANSMITTER 2-1 1  
   10-1  
 RESISTOR 13-7 1  
 RIVET, 1/8 in. lg 13- 6  
 RIVET, 1/4 in. lg 5- 9  
 RIVET, 1/4 in. lg 12- 6  
 RIVET, 5/32 in. lg 5- 2  
 RIVET, 3/16 in. lg 4- 1  
 RIVET, 5/16 in. lg 12- 6  
 RIVET, 31/64 in. lg 2- 16  
 ROPE 14-7 1  
 ROPE 14-14 1  
 SCREW, Binding hd:  
   No. 4 by 3/8 in. lg 13- 16  
   No. 4 by 1/2 in. lg 13- 4  
   No. 6 by 1/4 in. lg 7- 2  
   No. 6 by 5/16 in. lg 13- 2  
   No. 6 by 3/8 in. lg 4- 58  
   No. 6 by 7/16 in. lg 4- 19  
   No. 6 by 1/2 in. lg 5- 18  
   No. 6 by 9/16 in. lg 12- 4  
   No. 6 by 5/8 in. lg 7- 2  
   No. 6 by 3/4 in. lg 2- 14  
   No. 6 by 7/8 in. lg 5- 11  
   No. 8 by 1/4 in. lg 12- 10  
   No. 8 by 5/16 in. lg 12- 3  
   No. 8 by 3/8 in. lg 7- 2  
   No. 8 by 5/8 in. lg 9- 6  
   No. 8 by 3/4 in. lg 2- 6  
   No. 8 by 7/8 in. lg 5- 2  
   No. 8 by 2 in. lg 12- 4  
   No. 10 by 3/8 in. lg 12- 5  
   No. 10 by 7/16 in. lg 4- 21  
   No. 10 by 1/2 in. lg 12- 6  
   No. 10 by 9/16 in. lg 5- 74  
   No. 10 by 5/8 in. lg 12- 11  
   No. 10 by 3/4 in. lg 12- 4  
   1/4 by 1/2 in. lg 2- 3  
   1/4 by 5/8 in. lg 9- 2

PART NO.	SOURCE CODE	FIG. AND INDEX NO.	QTY. PER ART-ICLE
----------	-------------	--------------------	-------------------

PART NO.	SOURCE CODE	FIG. AND INDEX NO.	QTY. PER ART-ICLE
----------	-------------	--------------------	-------------------

SCREW, Binding hd: 1/4 by 3/4 in. lg	2-	2		WASHER, Lock: split type, No. 6	3-	8
SCREW, Fil h: No. 6 by 1/4 in. lg	4-	2		split type, No. 6	4-	3
SCREW, Flat hd: No. 6 by 11/16 in. lg	12-	2		split type, No. 8	13-10	2
No. 10 by 7/16 in. lg	4-	8		WELDNUT	14-2	1
No. 10 by 1/2 in. lg	4-	10		WELDNUT	14-10	6
SCREW, Hex cap: 1/4 by 3/4 in. lg	4-	6		WIRE	3-9	1
5/16 by 1-1/4 in. lg	14-11	6			9-11	
3/8 by 1-1/4 in. lg	14-3	1		WRENCH	14-15	2
SCREW, Rd hd: No. 6 by 3/8 in. lg	4-	55		ACO-30	12-18	4
No. 6 by 7/16 in. lg	4-	3		ACO-40	5-7	4
No. 6 by 1/2 in. lg	4-	5		AF65-4-10	16-3	4
No. 6 by 7/8 in. lg	4-	8		AF65-4-6	15-4	24
No. 10 by 7/16 in. lg	4-	43		AJW4-35	5-16	1
No. 10 by 3/4 in. lg	4-	8			12-38	
SCREW, Self tapping: No. 6 by 3/8 in. lg	13-	6		ANG-1	4-29	1
No. 8 by 3/8 in. lg	6-	2			7-30	
No. 10 by 1/2 in. lg	9-	3		ANG-2	4-30	1
SCREW, Set: No. 10 by 3/8 in. lg	7-	2			7-31	
SPOOL	3-8	1		ANG-3	4-36	2
	9-10				5-27	
TERMINAL	4-7	10			7-37	
	4-				12-47	
	7-7			ANG-4	4-38	2
	7-				5-25	
TERMINAL	4-25	2			7-39	
TERMINAL	5-36	10			12-49	
	12-9			ANG-7	4-33	1
	12-14				7-34	
	12-23			ANG-8	4-34	1
TERMINAL	12-7	4			7-35	
TERMINAL	13-16	2		ANG-9	4-32	1
TERMINAL, with No. 6 hole	7-	10			7-33	
	9-			ANG-18	5-22	1
TERMINAL, with 5/32 in. wide slot	4-	2			12-44	
WASHER, Flat, No. 10	12-	4		ANG-19	5-23	1
WASHER, Flat, 1/4	3-15	1			12-45	
WASHER, Flat, 3/8	13-	2		ANG-20	12-68	1
WASHER, Flat, 1/2	4-	4		AN3102-24-10P	5-11	2
WASHER, Flat, 45/64	4-	1		AN3102-24-10S	5-12	1
WASHER, Lock: external teeth, No. 4	13-	16		AN3102-24-11S	4-23	1
external teeth, No. 6	2-	103		AN3102-24-5S	13-20	1
external teeth, No. 6	4-	9		AN3102-24-7S	13-21	1
external teeth, No. 8	2-	8		AN3106A24-10P	3-	1
external teeth, No. 10	4-	81		AN3106A24-10S	3-	2
external teeth, 1/4	2-	5		AN3106A24-11P	9-	1
external teeth, 5/16	5-	4		AN3106A24-20P	13-	1
internal teeth, No. 6	4-	2		AN3106A24-5P	13-	1
internal teeth, 3/8	13-	4		AN3106A24-7S	13-	1
internal teeth, 15/32	4-	4		AN3108A22-14S	13-	1
internal teeth, 15/32	7-	2		AN3108A24-10S	3-	1
internal teeth, 1/2	4-	4		AN3108A24-11P	3-	1
internal teeth, 11/16	4-	1		AN3108A24-5P	2-	1
				AN3108A24-5S	2-	1
				AN3108A24-7S	2-	1
				AN3108A24-7P	2-	1
				AN335-10	14-	1
				AN335-12	14-	1
				AN335-4	4-	32
				AN335-5	5-	4
				AN335-6	4-	8
				AN365-1032	5-	88

Section III  
Numerical Index

AN 16-30GRC32-4

PART NO.	SOURCE CODE	FIG. AND INDEX NO.	QTY. PER ARTICLE
----------	-------------	--------------------	------------------

PART NO.	SOURCE CODE	FIG. AND INDEX NO.	QTY. PER ARTICLE
----------	-------------	--------------------	------------------

AN365-440		13-	20
AN365-632		5-	56
AN365-832		5-	12
AN380-4-6		14-	2
AN505-6-14		5-	1
AN505-8-13		5-	1
AN505-8-36		5-	4
AN510-10-11		12-	4
AN510-10-12		5-	4
AN510-10-16		12-	2
AN510-10-7		5-	10
AN510-10-8		5-	10
AN510-10-9		5-	12
AN565B8-8		13-	2
AN935-10		12-	6
AN935-416		4-	6
AN935-516		12-	8
AN935-616		4-	4
AN960-516		12-	8
AN960-616		4-	8
ASB-10		3-1	1
		4-	REF
ASB-105		5-	1
ASB-106		5-	1
ASB-108		5-6	1
ASB-110		5-	1
		12-	
ASB-111		5-	1
		12-	
ASB-114		13-1	1
ASB-115		9-	1
ASB-117		3-2	1
		5-	REF
		8-1	1
ASB-120		5-41	1
ASB-121		5-40	1
ASB-128		5-15	1
ASB-140		14-63	1
ASB-141		3-11	1
ASB-142		3-	1
ASB-144		9-2	1
ASB-147		14-	1
ASB-148		14-36	1
ASB-149		14-33	2
ASB-150		14-	1
ASB-151		14-4	1
ASB-152		14-5	1
ASB-153		14-1	1
ASB-154		14-	1
ASB-155-1		14-62	1
ASB-155-2		14-56	1
ASB-156-1		14-61	1
ASB-156-2		14-60	1
ASB-156-3		14-59	1
ASB-156-4		14-58	1
ASB-156-5		14-57	1
ASB-156-6		14-55	1
ASB-157		14-54	1
ASB-158		14-	4
ASB-159		14-	1
ASB-160		14-47	1
ASB-161-1		14-46	3

ASB-161-1 (cont)		15-	REF
ASB-161-2		14-45	1
		15-	REF
ASB-161-3		14-41	3
		15-	REF
ASB-161-4		14-40	1
		15-	REF
ASB-162		14-9	1
ASB-163		14-	1
ASB-167		14-64	1
ASB-17		4-	1
		7-	
ASB-172		6-1	1
		7-	REF
ASB-173		7-13	1
ASB-180		6-	1
		11-	
ASB-181		6-2	1
		11-2	
ASB-184		12-58	2
ASB-185		12-61	1
ASB-186		12-	1
ASB-187		14-	1
ASB-190		14-	1
ASB-192		1-2	1
		3-	REF
ASB-193		1-1	1
		2-	REF
ASB-194		14-	1
ASB-195		11-1	1
		12-	REF
ASB-196		12-15	1
ASB-197		12-37	1
ASB-198		12-	1
ASB-200		9-1	1
ASB-201		9-1	1
ASB-21		4-	1
		7-	
ASB-215		1-3	1
		6-	REF
ASB-216		1-4	1
		8-	REF
ASB-217		1-6	1
		10-	REF
ASB-218		1-5	1
		9-	REF
ASB-219		1-9	1
		16-	REF
ASB-220		1-7	1
		11-	REF
ASB-221		1-5	1
		9-	REF
ASB-223		16-	1
ASB-40		3-10	1
ASB-47		3-12	1
ASB-48		2-12	1
ASB-49		2-14	1
ASB-50		4-13	1
ASB-57		16-7	1
ASB-58		16-6	1
ASB-59		13-	3
ASB-62		2-	2

PART NO.	SOURCE CODE	FIG. AND INDEX NO.	QTY. PER ART-ICLE
----------	-------------	--------------------	-------------------

PART NO.	SOURCE CODE	FIG. AND INDEX NO.	QTY. PER ART-ICLE
----------	-------------	--------------------	-------------------

ASB-62 (cont)		9-		BKT-29		3-19	4
ASB-64		13-	1	BKT-7		4-11	4
ASB-65		14-50	1			7-11	
ASB-67		3-	1			12-12	
ASB-70		4-6	1	BKT-9		4-40	1
ASB-78		13-24	1			7-41	
ASB-79		4-48	1	BLK-1		4-9	4
		7-49				7-9	
ASB-87		13-27	1			12-11	
ASB-89		2-9	1	BLT-1		14-	1
		9-19		BLT-2		14-	1
		13-	REF	BMP-14		12-36	2
ASB-9		4-	1	BMP-15		12-55	2
		7-		CBT-14		13-26	1
ASB-90		2-11	1	CE51C801G		5-3	25
		9-4				12-4	
ASB-91		2-10	1	CHA-1		4-52	1
		9-3				7-53	
ASB-92		13-2	1	CHA-2		5-46	1
ASB-93		13-3	1	CHA-4		12-67	1
ASB-94		13-4	1	CHO-20		5-4	1
ASB-95		13-5	1	CHO-21		12-6	1
ASB-96		13-25	1	CL-032-3		4-31	38
ASB-97		4-	1			4-35	
		7-				4-37	
ASB-98		4-	2			4-43	
		5-				4-51	
		7-				5-24	
		12-				5-26	
ASB-99		4-	2			5-33	
		5-				5-45	
		7-				7-32	
		12-				7-36	
A1123		4-50	1			7-38	
		7-51				7-45	
A30144-3A		6-5	2			7-52	
		11-5				12-46	
A676		12-65	1			12-48	
A704		4-49	8			12-56	
		5-44				12-66	
		7-50		CLA-86		14-27	18
		12-64				15-2	
BAG-1		14-28	1	CLR-2		14-42	1
BAG-2		14-29	1	COP-15		3-7	1
BAG-3		16-4	1			9-6	
BKT-10		4-42	1	DET-9-57		3-17	1
		7-43		DET-9-61		3-16	1
BKT-11		4-39	2	DLC-24		5-5	1
		5-28		DCL-25		4-12	1
		7-40		DCL-26		7-12	1
		12-50		DCL-27		12-13	1
BKT-12		4-41	2	FRL-1-1		14-	2
		5-30		FRL-1-2		14-	2
		7-42		FRL-1-3		14-	2
		12-52		FRL-1-4		14-	2
BKT-20		4-19	1	FRL-1-5		14-	2
		7-21		FRL-1-6		14-	2
		12-28		FRL-1-7		14-	2
BKT-24		5-31	1	FRL-1-8		14-	2
		12-53		FRL-1-9		14-	2
BKT-25		5-29	1	GH4		5-17	1
		12-52				12-39	

Section III  
Numerical Index

AN 16-30GRC32-4

PART NO.	SOURCE CODE	FIG. AND INDEX NO.	QTY. PER ARTICLE
----------	-------------	--------------------	------------------

PART NO.	SOURCE CODE	FIG. AND INDEX NO.	QTY. PER ARTICLE
----------	-------------	--------------------	------------------

HAN-5 4-26 4  
5-13  
7-27  
12-34  
HDW-1 14-51 4  
HDW-2 14-53 4  
HDW-3 14-18 8  
HDW-4-2 (See DIGGER)  
HDW-4-3 (See HANDLE)  
HDW-5 14-32 1  
HKP-H 4-15 4  
7-15  
12-21  
HNG-4 5-19 1  
12-41  
HOF-11 5-8 1  
JJ033 13-14 1  
JJ034 13-13 1  
MEV-1 4-24 1  
7-26  
12-33  
MR26W050DCVV(See MEV-1)  
MST-3 1-8 1  
14- REF  
NAS395-3 13-28 16  
NAS444-7-C 13-29 3  
PIN-4 14-30 14  
15-7  
PIN-5 14-26 14  
15-6  
PLA-11 5-1 1  
PLA-12 5-18 1  
12-40  
PLA-17 5-10 1  
PLA-18 12-2 2  
PLA-19 12-1 1  
PLA-2 4-5 1  
7-5  
PLA-24 12-25 1  
PLA-25 4-53 1  
PLA-29 4-10 4  
7-10  
PNL-3 4-44 1  
7-46  
PNL-5 4-28 1  
PNL-8 5-34 1  
PNL-15 12-57 1  
PNL-16 7-29 1  
RCM-3 4-8 2  
7-8  
RCM-4 12-10 1  
RG-17A/U 16- 1  
RG-8A/U 16- 1  
RP112FD351KK 13-8 1  
RW22D800 12-62 1  
RW22F800 12-62 1  
RW22G101 5-42 1  
RW22G800 12-62 1  
RW22J101 5-42 1  
RW55D800 12-60 1  
RW55F800 12-60 1  
SPA-15 13-18 1

SPA-4 13- 4  
SPA-9 5- 4  
12-  
STD-3 5-2 4  
STD-4 12-3 6  
STP-3 5-21 1  
12-43  
STP-6 2-6 2  
9-18  
STP-7 2-8 1  
9-14  
STP-8 2-3 2  
STR-1 4-2 2  
7-2  
STR-12 6-3 3  
11-3  
16-5  
STR-6 3-18 12  
14-16  
ST50K 4-21 1  
7-24  
12-30  
ST52N 4-20 3  
7-22  
12-29  
SUB-10 7-6 1  
SUB-5 3-13 1  
S292-3L 13-6 2  
S309-64BB40260 12-26 1  
S309-64BB40264 7-19 1  
S4-200 5-20 1  
12-42  
T-30147 3- 1  
T-32191 4- 1  
7-  
9-  
TAG-10 16- 1  
TAG-11 16- 1  
TAG-15 3- 1  
TAG-16 9- 1  
TAG-17 6- 1  
11-  
TAG-25 9- 1  
TAG-26 9- 1  
TAG-7 3- 1  
TAG-8 2- 1  
9-  
TAG-9 2- 1  
9-  
TFP-1 4-1 1  
7-1  
TFP-2 12-5 1  
TRC-18 6-4 1  
11-14  
TRC-19 8-2 1  
TRC-6 10-2 1  
TRC-7 9-20 1  
TSB8T101 12-63 25  
TUB-70-1 14- 1  
TUB-70-2 14- 1  
TUB-70-3 14- 1



AN 16-30GRC32-4

Section III  
Numerical Index

PART NO.	SOURCE CODE	FIG. AND INDEX NO.	QTY. PER ARTICLE
----------	-------------	--------------------	------------------

PART NO.	SOURCE CODE	FIG. AND INDEX NO.	QTY. PER ARTICLE
----------	-------------	--------------------	------------------

TUB-70-4		14-	1				
TUB-70-5		14-	1			314015	4-14 4
TUB-70-6		14-	1				7-14
TUB-70-7		14-	1				12-20
TUB-70-8		14-	1			322D	14-20 12
TUB-71		14-	1				15-5
UG-21C/U		16-	1			323	14-8 1
UG-333/U		16-	1			330 (1/4)	14-23 12
UG-495/U		16-	1				14-43
UG-59A/U		16-	1				15-1
WAS-189		4-	8			330 (3/8)	14-6 3
		5-					14-22
		7-				4184	12-19 2
		12-				4186	5-9 1
		13-				4186 (See HOF-11)	
WAS-191		13-	4			500	14-31 19
WAS-195		4-	6				15-8
		5-				507C (See CLA-86)	
		7-				51A13696	5-43 25
WAS-205		4-	4			7224	9- 1
WAS-71		4-	6			7235A	13-12 2
WLS-1004-1		5-	4			7238	7- 1
1024		12-8	4			7497	9- 1
12FA-420		16-2	4			7506	9- 1
12412		4-27	8			7523	12-32 1
		5-14				7542	9- 1
		7-28				7549	4- 1
		12-35					9-
126		14-17	1			7574	9- 1
164-7		13-17	1			7723	13-15 1
2061		5-37	3			83-111	4-18 1
2182-18		13-19	4				7-18
2182-9		2-13	4				12-24
3121-1-8		4-4	2			832210-111	4-17 1
		7-4					7-17
		7-48					12-23
		12-17				86	7-20 1
		12-59					12-27
313		4-16	1			902	4-22 4
		7-16					7-23
		12-22				992-B	5-35 14
						992-C	13-11 2
						97-180-10	13-19 4

**SECTION IV  
REFERENCE DESIGNATION INDEX**

REFERENCE DESIGNATION	FIG. AND INDEX NO.	PART NO.
-----------------------	--------------------	----------

REFERENCE DESIGNATION	FIG. AND INDEX NO.	PART NO.
-----------------------	--------------------	----------

A-101	4-19 7-21 12-28	BKT-20
A-201	13-19	97-180-10 2182-18
A-202	13-19	97-180-10 2182-18
A-203	13-19	97-180-10 2182-18
A-204	13-19	97-180-10 2182-18
A-205	13-	ASB-64
A-206	13-	ASB-59
A-207	13-	ASB-59
A-208	13-	ASB-59
A-301	2- 9-	ASB-62
A-302	2- 9-	ASB-62
A-401	3- 6- 11-	ASB-67 ASB-180 ASB-180
A-701	3- 9-	ASB-142 ASB-115
A-801	14-42	CLR-2
A-802	14-47	ASB-160
A-803	14-36	ASB-148
A-804	14-33	ASB-149
A-805	14-18	HDW-3
A-806	14-55	ASB-156-6
A-807	14-56	ASB-155-2
A-808	14-57	ASB-156-5
A-809	15-58	ASB-156-4
A-810	14-59	ASB-156-3
A-811	14-60	ASB-156-2
A-812	14-61	ASB-156-1
A-813	14-62	ASB-155-1
A-814	14-5	ASB-152
A-815	14-54	ASB-157
C-101	12-4	CE51C801G
C-102	12-4	CE51C801G
C-103	12-4	CE51C801G
C-104	12-4	CE51C801G
C-105	12-4	CE51C801G
C-106	12-4	CE51C801G
C-107	12-4	CE51C801G
C-108	12-4	CE51C801G
C-109	12-4	CE51C801G
C-110	12-4	CE51C801G

C-111	12-4	CE51C801G
C-112	12-4	CE51C801G
C-113	12-4	CE51C801G
C-114	12-4	CE51C801G
C-115	12-4	CE51C801G
C-116	12-4	CE51C801G
C-117	12-4	CE51C801G
C-118	12-4	CE51C801G
C-119	12-4	CE51C801G
C-120	12-4	CE51C801G
C-121	12-4	CE51C801G
C-122	12-4	CE51C801G
C-123	12-4	CE51C801G
C-124	12-4	CE51C801G
C-125	12-4	CE51C801G
C-601	5-3	CE51C801G
C-602	5-3	CE51C801G
C-603	5-3	CE51C801G
C-604	5-3	CE51C801G
C-605	5-3	CE51C801G
C-606	5-3	CE51C801G
C-607	5-3	CE51C801G
C-608	5-3	CE51C801G
C-609	5-3	CE51C801G
C-610	5-3	CE51C801G
C-611	5-3	CE51C801G
C-612	5-3	CE51C801G
C-613	5-3	CE51C801G
C-614	5-3	CE51C801G
C-615	5-3	CE51C801G
C-616	5-3	CE51C801G
C-617	5-3	CE51C801G
C-618	5-3	CE51C801G
C-619	5-3	CE51C801G
C-620	5-3	CE51C801G
C-621	5-3	CE51C801G
C-622	5-3	CE51C801G
C-623	5-3	CE51C801G
C-624	5-3	CE51C801G
C-625	5-3	CE51C801G
CR-101	4-8 7-8 12-10	RCM-3 RCM-3 RCM-4
CR-102	4-8 7-8 12-10	RCM-3 RCM-3 RCM-4
E-101	4-16 7-16 12-22	313

REFERENCE DESIGNATION	FIG. AND INDEX NO.	PART NO.	REFERENCE DESIGNATION	FIG. AND INDEX NO.	PART NO.
E-102	4-15	HKP-H	H-817	14-	BLT-2
	7-15	HKP-H	H-818	14-	ASB-187
	12-58	ASB-184	H-819	14-	ASB-158
E-103	4-15	HKP-H	H-820	14-6	330 (3/8)
	7-15	HKP-H		14-22	
	12-58	ASB-184	H-821	14-30	PIN-4
E-104	4-48	ASB-79		15-7	
	12-61	ASB-185	H-822	14-26	PIN-5
E-105	12-19	4184		15-6	
E-106	7-49	ASB-79	I-101	4-18	83-111
	12-19	4184		7-18	
E-107	12-21	HKP-H		12-24	
E-108	12-21	HKP-H	I-102	4-17	832210-111
E-109	12-21	HKP-H		7-17	
E-110	12-21	HKP-H		12-23	
E-201	13-15	7723	J-101	4-23	AN3102-24-11S
E-202	13-24	ASB-78		7-25	AN3102-24-11S
E-203	13-25	ASB-96		12-32	7523
E-204	13-6	S292-3L	J-102	12-31	AN3102-24-10S
E-205	13-6	S292-3L	J-201	13-20	AN3102-24-5S
E-601	5-8	HOF-11	J-202	13-21	AN3102-24-7S
E-602	5-9	4186	J-203	13-22	AN3102-24-10P
E-603	5-40	ASB-121	J-204	13-14	JJ033
E-604	5-41	ASB-120	J-205	13-13	JJ034
F-101	4-14	314015	J-206	13-17	164-7
	7-14		J-601	5-12	AN3102-24-10S
	12-20		J-602	5-11	AN3102-24-10P
F-102	4-14	314015	L-101	12-6	CHO-21
	7-14		L-601	5-4	CHO-20
	12-20		M-101	4-24	MEV-1
F-103	12-18	ACO-30		7-26	
F-104	12-18	ACO-30		12-33	
F-105	12-20	314015	MS-801	14-28	BAG-1
F-106	12-20	314015	MS-802	14-29	BAG-2
F-107	12-18	ACO-30	0-801	15-53	HDW-2
F-108	12-18	ACO-30	0-802	14-	FRL-1-7
F-601	5-7	ACO-40	0-803	14-32	HDW-5
F-602	5-7	ACO-40	0-804	14-	FRL-1-9
H-101	4-26	HAN-5	0-805	14-	FRL-1-8
	7-27		0-806	14-	FRL-1-6
	12-34		0-807	14-	FRL-1-5
H-601	5-13	HAN-5	0-808	14-	FRL-1-4
H-801	14-51	HDW-1	0-809	14-	FRL-1-3
H-802	14-52	HANDLE	0-810	14-	FRL-1-2
H-803	14-39	DIGGER	0-811	14-	FRL-1-1
H-804	14-21	CHAIN	0-812	14-19	CABLE
H-805	14-17	126	0-813	14-	ASB-163
H-806	14-27	CLA-86	0-814	14-46	ASB-161-1
H-807	14-31	500	0-815	14-45	ASB-161-2
	15-8		0-816	14-41	ASB-161-3
H-808	14-20	322D	0-817	14-40	ASB-161-4
	15-5		0-818	14-	ASB-154
H-809	14-23	330 (1/4)	0-819	14-	ASB-150
	14-43		0-820	14-	ASB-147
	15-1		P-101	7-	7238
H-810	14-9	ASB-162		4-	7549
H-811	14-1	ASB-153	P-201	13-	AN3108A22-14S
H-812	14-4	ASB-151	P-202	13-	AN3106A24-5P
H-813	14-15	WRENCH	P-203	13-	AN3106A24-20P
H-814	14-	ASB-159	P-204	13-	AN3106A24-7S
H-815	14-16	STR-6	P-301	2-	AN3108A24-7S
H-816-	14-	BLT-1		9-	

Section IV  
Reference Designation Index

AN 16-30GRC32-4

REFERENCE DESIGNATION	FIG. AND INDEX NO.	PART NO.	REFERENCE DESIGNATION	FIG. AND INDEX NO.	PART NO.
P-302	2-9-	AN3108A24-7P	W-501	16-6	ASB-58
P-303	2-9-	AN3108A24-5S	W-502	16-	RG-17A/U
P-304	2-9-	AN3108A24-5P	W-503	16-7	ASB-57
P-401	3-6-	AN3106A24-10P	W-504	16-	RG-8A/U
P-402	11-3-6-	AN3106A24-10S	W-701	3-10	ASB-141
P-501	16-	UG-59A/U		9-2	ASB-144
P-502	16-	UG-21C/U	W-901	9-1	ASB-201
P-503	16-	UG-495/U			ASB-200
P-504	16-	UG-333/U	W-902	9-	CABLE
P-701	3-9-	AN3108A24-11P			SUB-16
P-702	3-9-	AN3106A24-11P	X-101	12-63	TSB8T101
P-902	9-7224	AN3108A24-10S	X-102	12-63	TSB8T101
P-901	9-7506	AN3106A24-10S	X-103	12-63	TSB8T101
R-101	12-60	7542	X-104	12-63	TSB8T101
R-102	12-62	7549	X-105	12-63	TSB8T101
R-201	13-8	RW55D800	X-106	12-63	TSB8T101
R-202	13-7	RW55F800	X-107	12-63	TSB8T101
R-601	5-42	RW22G800	X-108	12-63	TSB8T101
S-101	4-21	RW22D800	X-109	12-63	TSB8T101
S-102	7-24	RW22F800	X-110	12-63	TSB8T101
S-103	12-30	RP112FD351KK	X-111	12-63	TSB8T101
S-104	4-20	RESISTOR	X-112	12-63	TSB8T101
T-101	4-1	RW22J101	X-113	12-63	TSB8T101
W-101	4-6	RW22G101	X-114	12-63	TSB8T101
W-102	7-6	ST50K	X-115	12-63	TSB8T101
W-201	4-	ST52N	X-116	12-63	TSB8T101
W-202	13-2	86	X-117	12-63	TSB8T101
W-203	13-3	86	X-118	12-63	TSB8T101
W-204	13-4	ST52N	X-119	12-63	TSB8T101
W-301	2-10	TFP-1	X-120	12-63	TSB8T101
W-302	9-3	TFP-2	X-121	12-63	TSB8T101
W-401	3-9	ASB-70	X-122	12-63	TSB8T101
W-402	6-2	SUB-10	X-123	12-63	TSB8T101
	11-2	T-32191	X-124	12-63	TSB8T101
	3-	ASB-92	X-125	12-63	TSB8T101
		ASB-93	X-601	5-43	51A13696
		ASB-94	X-602	5-43	51A13696
		ASB-95	X-603	5-43	51A13696
		ASB-91	X-604	5-43	51A13696
		ASB-90	X-605	5-43	51A13696
		ASB-40	X-606	5-43	51A13696
		ASB-181	X-607	5-43	51A13696
		ASB-181	X-608	5-43	51A13696
		T-30147	X-609	5-43	51A13696
			X-610	5-43	51A13696
			X-611	5-43	51A13696
			X-612	5-43	51A13696
			X-613	5-43	51A13696
			X-614	5-43	51A13696
			X-615	5-43	51A13696
			X-616	5-43	51A13696
			X-617	5-43	51A13696
			X-618	5-43	51A13696
			X-619	5-43	51A13696
			X-620	5-43	51A13696
			X-621	5-43	51A13696
			X-622	5-43	51A13696
			X-623	5-43	51A13696
			X-624	5-43	51A13696
			X-625	5-43	51A13696