

TM 11-5820-923-34P

TECHNICAL MANUAL

**DIRECT SUPPORT AND GENERAL SUPPORT MAINTENANCE
REPAIR PARTS AND SPECIAL TOOLS LIST
(INCLUDING DEPOT MAINTENANCE REPAIR PARTS AND SPECIAL TOOLS)
FOR
RADIO SET AN/GRC-213
(NSN 5820-01-128-3935)**

This publication is required for official use or for administrative or operational purposes only. Distribution is limited to US Government Agencies. Other request for this document must be referred to Commander, US Army Communications-Electronics Command and Fort Monmouth, ATTN: AMSEL-ME-P, Fort Monmouth, NJ 07703-5000.

HEADQUARTERS, DEPARTMENT OF THE ARMY

1 MARCH 1987

TECHNICAL MANUAL
No. 11-5820-923-34P

HEAD QUARTERS
DEPARTMENT OF THE ARMY
WASHINGTON, DC, 1 March 1987

DIRECT SUPPORT AND GENERAL SUPPORT MAINTENANCE
REPAIR PARTS AND SPECIAL TOOLS LIST
(INCLUDING DEPOT MAINTENANCE REPAIR PARTS AND SPECIAL TOOLS)
FOR

RADIO SET AN/GRC-213
(NSN 5820-01-128-3935)
Current as of December 1986

REPORTING ERRORS AND RECOMMENDING IMPROVEMENTS

You can help improve this manual. If you find any mistakes or if you know of a way to improve the procedures, please let us know. Mail your letter, DA Form 2028 (Recommended Changes to Publications and Blank Forms), or DA Form 2028-2 located in back of this manual direct to: Commander, US Army Communications-Electronics Command and Fort Monmouth, ATTN: AMSEL-ME-MP, Fort Monmouth, NJ 07703-5000. A reply will be furnished direct to you.

Table of Contents

SECTION		Page	Illus Figure
	I. Introduction	1	
	II. Repair Parts List	1-1	
GROUP	00 Radio Set AN/GRC-213.	1-1	1
	01 Radio Set AN/PRC-104A	2-1	2
	0101 Receiver-Transmitter RT-1209/URC	3-1	3
	010101 RT Assembly Housing (No parts authorized)		
	01010101 PTD CA Assembly Flex (No parts authorized)		
	010102 Harmonic Filter Assembly (No parts authorized)		
	010103 Modulator/Demodulator Assembly (No parts authorized)		
	01010301 First Frequency Converter Submodule (No parts authorized)		
	01010302 Second Frequency Converter Submodule (No parts authorized)		
	01010303 Third Frequency Converter Submodule (No parts authorized)		
	010104 Synthesizer Assembly (No parts authorized)		
	010105 Control Panel Assembly (No parts authorized)		
	010106 Power Supply Assembly (No parts authorized)		
	0102 Amplifier, Radio Frequency AM-6874	4-1	4
	010201 RF Amplifier Assembly (See next higher assembly)		
	010202 Power Amplifier Module Assembly (No parts authorized)		
	01020201 Top Power Amplifier-CCA (No parts authorized)		
	01020202 Bottom Power Amplifier-CCA (No parts authorized)		
	010203 Antenna Tuner Module Assembly (No parts authorized)		
	01020301 Top Antenna Tuner-CCA (No parts authorized)		
	01020302 Bottom Antenna Tuner-CCA (No parts authorized)		
	0103 Case Radio Set CY-8291/PRC-104 (Y) (No parts authorized)		
	0104 Antenna AS-2259/GR (See TM 11-5985-379-14&P)		
	0105 Antenna Group AN/GRA-50 (See TM 11-5820-467-24P)		
	0106 Storage Battery BB-590/U (No parts authorized)		
	02 Power Supply-Amplifier, AM-7152.	5-1	5
	0201 Control Panel.	6-1	6
	0202 Amplifier/Squelch-CCA.	7-1	7
	0203 Card Cage Assembly	8-1	8
	020301 Veh Intercom-1-CCA.	9-1	9
	020302 Power Conditioner-CCA.	10-1	10
SECTION	III. Special Tools List		
GROUP	40 Special Tools	11-1	11
	IV. National Stock Number and Part Number Index	1-1	

SECTION I

INTRODUCTION

1. Scope

This manual lists and authorizes spares and repair parts; special tools; special test, measurement, and diagnostic equipment (TMDE); and other special support equipment required for performance of direct support and general support maintenance of the AN/GRC-213. It authorizes the requisitioning, issue, and disposition of spares, repair parts and special tools as indicated by the source, maintenance and recoverability (SMR) codes.

2. General

This Repair Parts and Special Tools List is divided into the following sections:

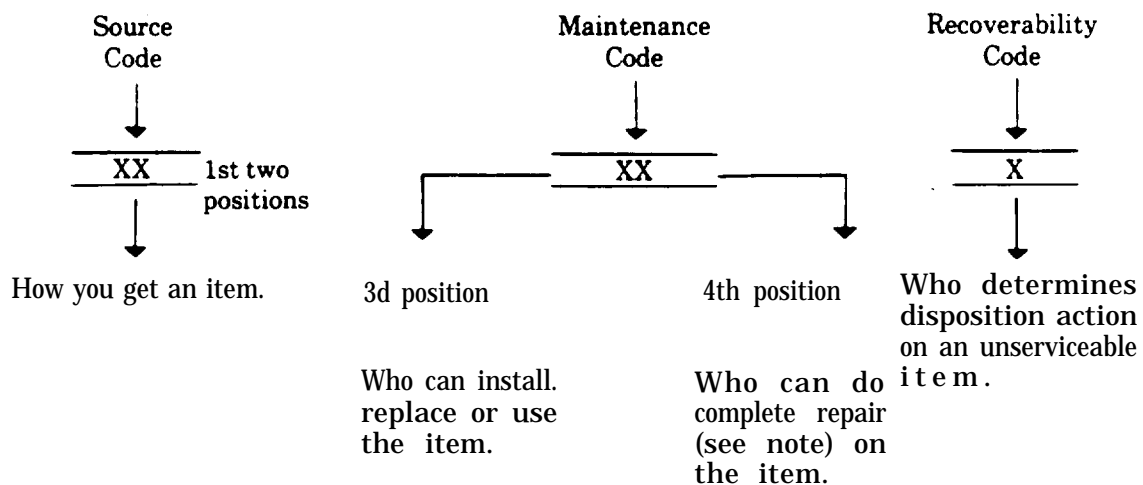
a. Section II. A list of spares and repair parts authorized by this RPSTL for use in the performance of maintenance. The list also includes parts which must be removed for replacement of the authorized parts. Parts lists are composed of functional groups in ascending numeric sequence, with the parts in each group listed in ascending item number sequence. Figure numbers are listed directly beneath the group header.

b. Section III. Special Tools List. A list of special tools, special TMDE, and other special support equipment authorized by this RPSTL (as indicated by Basis of Issue (BOI) information in (column (5)) for the performance of maintenance.

c. Section IV. National Stock Number and Part Number Index. A list, in National item identification number (NIIN) sequence, of all National stock numbered items appearing in the listing, followed by a list in alphameric sequence of all part numbers appearing in the listings. National stock numbers and part numbers are cross-referenced to each illustration figure and item number appearance.

3. Explanation of Columns (Section II and III)

- a. Item No. (Column (1)). Indicates the number used to identify items called out in the illustration.
- b. SMR Code (Column (2)). The source, maintenance, and recoverability (SMR) code is a five-position code containing supply/requisitioning information, maintenance category authorization criteria, and disposition instruction, as shown in the following breakout:



NOTE

Complete repair: Maintenance capacity, capability, and authority to perform all corrective maintenance tasks of the "Repair" function in a use/user environment in order to restore serviceability to a failed item.

(1) Source code. The source code tells you how to get an item needed for maintenance, repair, or overhaul of an end item/equipment. Explanations of source codes follows:

<i>Code</i>	<i>Explanation</i>
PA PB PC PD PE PF PG	Stocked items; use the applicable NSN to request/requisition items with these source codes. They are authorized to the category indicated by the code entered in the third position of the SMR code.

NOTE

Items coded PC are subject to deterioration.

KD KF KB	Items with these codes are not to be requested/requisitioned individually. They are part of a kit which is authorized to the maintenance category indicated in the third position of the SMR code. The complete kit must be requisitioned and applied.
----------------	--

MO—Made at org/AVUM category MF—Made at DS/AVUM category MH—Made at GS category ML—Made at Specialized Repair Activity (SRA) MD—Made at Depot	Items with these codes are not to be requested/requisitioned individually. They must be made from bulk material which is identified by the part number in the description and usable on code (UOC) column and listed in the Bulk Material group of the repair parts list. If the item is authorized to you by the third position code of the SMR code, but the source code indicates it is made at a higher category, order the item from the higher category of maintenance.
---	---

AO—Assembled by org/AVUM category AF—Assembled by DS/AVIM category AH—Assembled by GS category AL—Assembled by SRA AD—Assembled by Depot	Items with these codes are not to be requested/requisitioned individually. The parts that make up the assembled item must be requisitioned or fabricated and assembled at the category of maintenance indicated by the source code. If the third position code of the SMR code authorizes you to replace the item, but the source code indicates the item is assembled at a higher category, order the item from the higher category of maintenance.
---	--

<i>Code</i>	<i>Explanation</i>
XA	DO not requisition an "XA" coded item. Order its next higher assembly.
XB	If an "XB" item is not available from salvage, order it using the FSCM and part number given.
XC	Installation drawing, diagram, instruction sheet, field service drawing, that is identified by manufacturers part number.
XD	Item is not stocked. Order an "XD" coded item through normal supply channels using the FSCM and part number given, if no NSN is available.

NOTE

Cannibalization or controlled exchange, when authorized, may be used as a source of supply for items with the above source codes, except for those source coded "XA" or those aircraft support items restricted by requirements of AR 750-1.

(2) Maintenance code. Maintenance codes tell you the category of maintenance authorized to USE and REPAIR support items. The maintenance codes are entered in the third and fourth positions of the SMR code as follows:

- (a) The maintenance code entered in the third position tells you the lowest maintenance category authorized

to remove, replace, and use an item. The maintenance code entered in the third position will indicate authorization to one of the following categories of maintenance.

<i>Code</i>	<i>Application/Explanation</i>
C	Crew or operator maintenance done within organizational or aviation maintenance.
O	Organizational or aviation unit category can remove, replace, and use the item.
F	Direct support or aviation intermediate category can remove, replace, and use the item.
H	General support category can remove, replace, and use the item.
L	Specialized repair activity can remove, replace, and use the item.
D	Depot category can remove, replace, and use the item.

(b) *The* maintenance code entered in the fourth position tells whether or not the item is to be repaired and identifies the lowest maintenance category with the capability to do complete repair (i.e., perform all authorized repair functions). This position will contain one of the following maintenance codes.

NOTE

Some limited repair may be done on the item at a lower category of maintenance, if authorized by the Maintenance Allocation Chart (MAC) and SMR codes.

<i>Code</i>	<i>Application/Explanation</i>
O	Organizational or aviation unit is the lowest category that can do complete repair of the item.
F	Direct support or aviation intermediate is the lowest category that can do complete repair of the item.
H	General support is the lowest category that can do complete repair of the item.
L	Specialized repair activity (designate the specialized repair activity) is the lowest category that can do complete repair of the item.
D	Depot is the lowest category that can do complete repair of the item.
Z	Nonreparable. No repair is authorized.
B	No repair is authorized. (No parts or special tools are authorized for the maintenance of a "B" coded item). However, the item may be reconditioned by adjusting, lubricating, etc., at the user category.

(3) *Recoverability code*. Recoverability codes are assigned to items to indicate the disposition action on unserviceable items. The recoverability code is entered in the fifth position of the SMR Code as follows:

Recoverability

<i>Codes</i>	<i>Application/Explanation</i>
Z	Nonreparable Item, When unserviceable, condemn and dispose of the item at the category of maintenance shown in the third position of SMR Code.
"O"	Reparable item. When uneconomically repairable, condemn and dispose of the item at organizational or aviation unit category.
F	Reparable item. When uneconomically repairable, condemn and dispose of the item at direct support or aviation intermediate category.
H	Reparable item. When uneconomically repairable, condemn and dispose of the item at general support category.
D	Reparable item. When beyond lower category repair capability, return to depot. Condemnation and disposal of item not authorized below depot category.
L	Reparable item. Condemnation and disposal not authorized below specialized repair activity (SRA).
A	Item requires special handling or condemnation procedures because of specific reasons (e.g., precious metal content, high dollar value, critical material, or hazardous material). Refer to appropriate manuals/directives for specific instructions.

c. *FSCM (Column (3))*. The Federal Supply Code for Manufacturer (FSCM) is a 5-digit numeric code which is used to identify the manufacturer, distributor, or Government agency, etc., that supplies the item.

d. *Part Number (Column (4))*. Indicates the primary number used by the manufacturer (individual, company, firm, corporation, or Government activity), which controls the design and characteristics of the item by means of its engineering drawings, specifications, standards, and inspection requirements to identify an item or range of items.

NOTE

When you use a NSN to requisition an item, the item you receive may have a different part number from the part ordered.

e. *Description and Usable on Code (UOC) (Column (5))*. This column includes the following information.

(1) The Federal item name and, when required, a minimum description to identify the item.

(2) In the Special Tools section, the basis of issue (BOI) appears as the last line in the entry for each special tool, special TMDE, and other special support equipment. When density of equipments supported exceeds density spread indicated in the basis of issue, the total authorization is increased proportionately.

(3) The statement "END OF *FIGURE*" appears just below the last item description in Column (5) for a given figure in both section II and section III.

f. Qty (Column (6)). Indicates the quantity of the item used in the breakout shown on the illustration figure, which is prepared for a functional group, subfunctional group, or an assembly, A "V" appearing in this column in lieu of a quantity indicates that the quantity is variable and the quantity may vary from application to application.

4. Explanation of Columns (Section IV)

a. National Stock Number (NW) Index.

(1) *Stock number column.* This column lists the NSN by National item identification number (NIIN) sequence. The NIIN consists of the last nine digits of the NSN. When using this column to locate an item, ignore the first four digits of the NSN. When requisitioning items use the complete NSN (13 digits).

(2) *Fig. column.* This column lists the number of the figure where the item is identified/located. The illustrations are in numerical sequence in sections II and III.

(3) *Item column.* The item number identifies the item associated with the figure listed in the adjacent Fig. column. This item is also identified by the NSN listed on the same line.

b. Part Number Index. Part numbers in this index are listed by part number in ascending alphameric sequence.

(1) *FSCM column.* This column lists the Federal supply code for manufacturer (FSCM).

(2) *Part number column.* This column indicates the part number assigned to the item.

(3) *Stock number column.* This column lists the National stock number for the associated part number and manufacturer identified in the part number and FSCM columns to the left.

(4) *Fig. column.* This column lists the number of the figure where the item is identified/located in sections H and III.

(5) *Item column.* The item number is that number assigned to the item as it appears in the figure referenced in the adjacent figure number column.

5. Special Information

a. Associated Publications. The publications listed below pertain to the AN/GRC-213 and its components: TM 11-2300-476-14&P, Installation. Kits, Electronic Equipment MK-2442/GRC-213 for Armored Personnel Carrier-M113A1; MK-2443/GRC-213 for Utility Truck-MK151A1; MK-2444/GRC-213 for Cargo Truck-M561; MK-2445 for Carrier Command Post-M577A1; MK-2446/GRC-213 for Truck M882 or M1008A1 CUCV; MK-2447/GRC-213 for General Purpose Wheeled or Tracked Vehicle. (To be published.)

TM 11-5820-467-24P, Antenna Group AN/GRA-50.

TM 11-5820-923-12, Radio Set AN/GRC-213.

TM 11-5820-923-40, Amplifier Power Supply AM-7152/GRC-213.

TM 11-5985-379-14&P, Antenna AS-22591GR.

TO31R2-2PRC104-4, Repair Parts List AN/PRC-104, Manpack Radio (SL-4-07748A).

b. National Stock Numbers. National stock numbers (NSN's) that are missing from P source coded items have been applied for an will be added to this TM by future change/revision when they are entered in the Army Master Data File (AMDF). Until the NSN's are established and published, submit exception requisitions to: Commander, US Army Communications-Electronics Command and Fort Monmouth, ATTN: AMSEL-MM, Fort Monmouth, NJ 07703-5000 for the part required to support your equipment.

6. How to locate Repair Parts

a. When National stock number or part number is not known.

(1) *First.* Using the table of contents, determine the assembly group or subassembly group to which the item belongs. This is necessary since figures are prepared for assembly groups and subassembly groups, and listings are divided into the same groups.

(2) *Second.* Find the figure covering the assembly group or subassembly group to which the item belongs.

(3) *Third.* Identify the item on the figure and note the item number.

(4) *Fourth.* Refer to the Repair Parts List for the figure to find the part number for the item number noted on the figure.

(5) *Fifth.* Refer to the Part Number Index to find the NSN, if assigned.

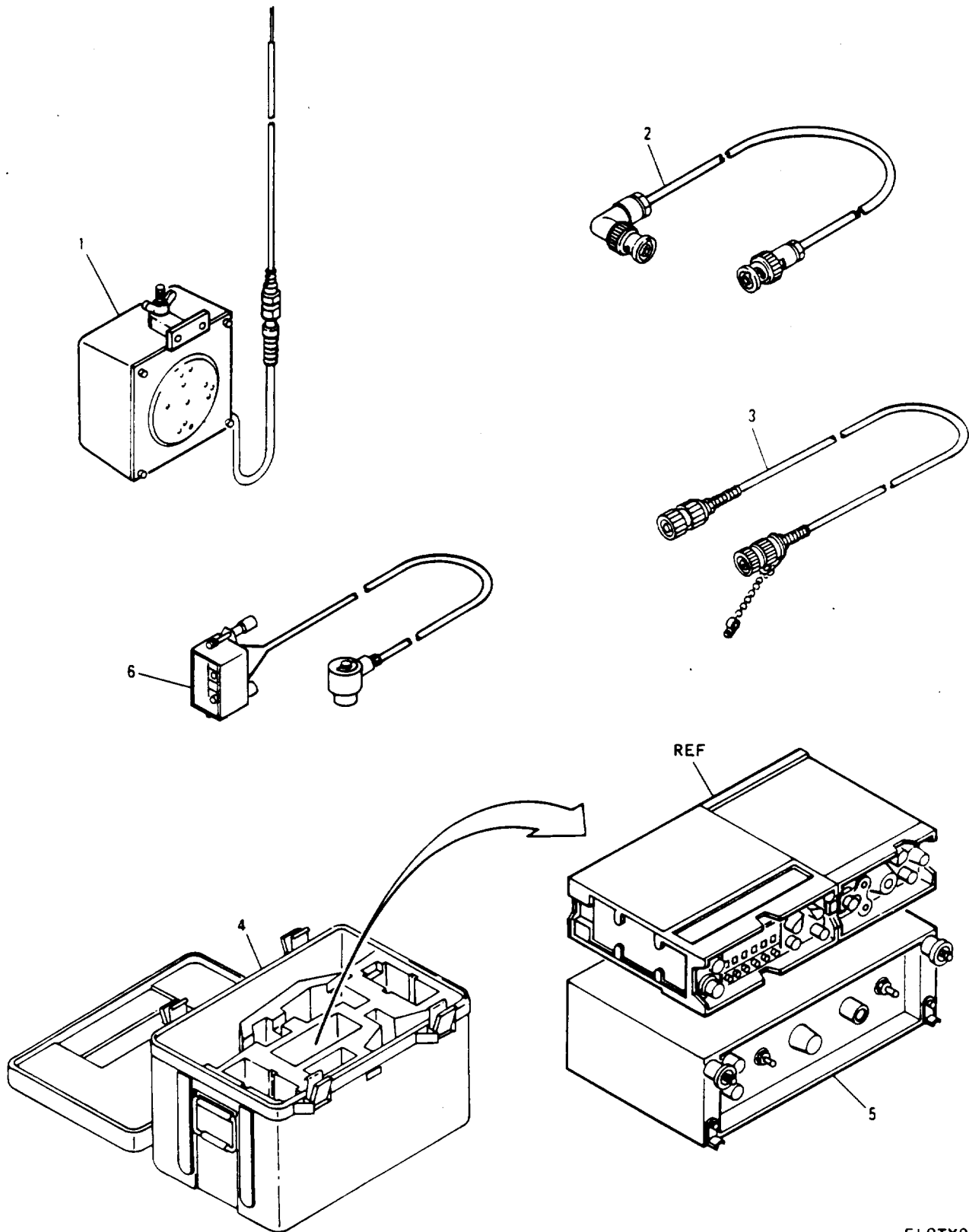
b. When National stock number or part number is known.

(1) *First.* Using the index of National stock numbers and part numbers, find the pertinent National stock number or part number. The NSN index is in National item identification number (NIIN) sequence (para 4a(l)). The part numbers in the part number index are listed in ascending alphameric sequence (para 4b). Both indexes cross-reference you to the illustration figure and item number of the item you are looking for.

(2) Second. After finding the figure and item number, verify that the item is the one you're looking for, then locate the item number in the repair parts list for the figure.

7. Abbreviations

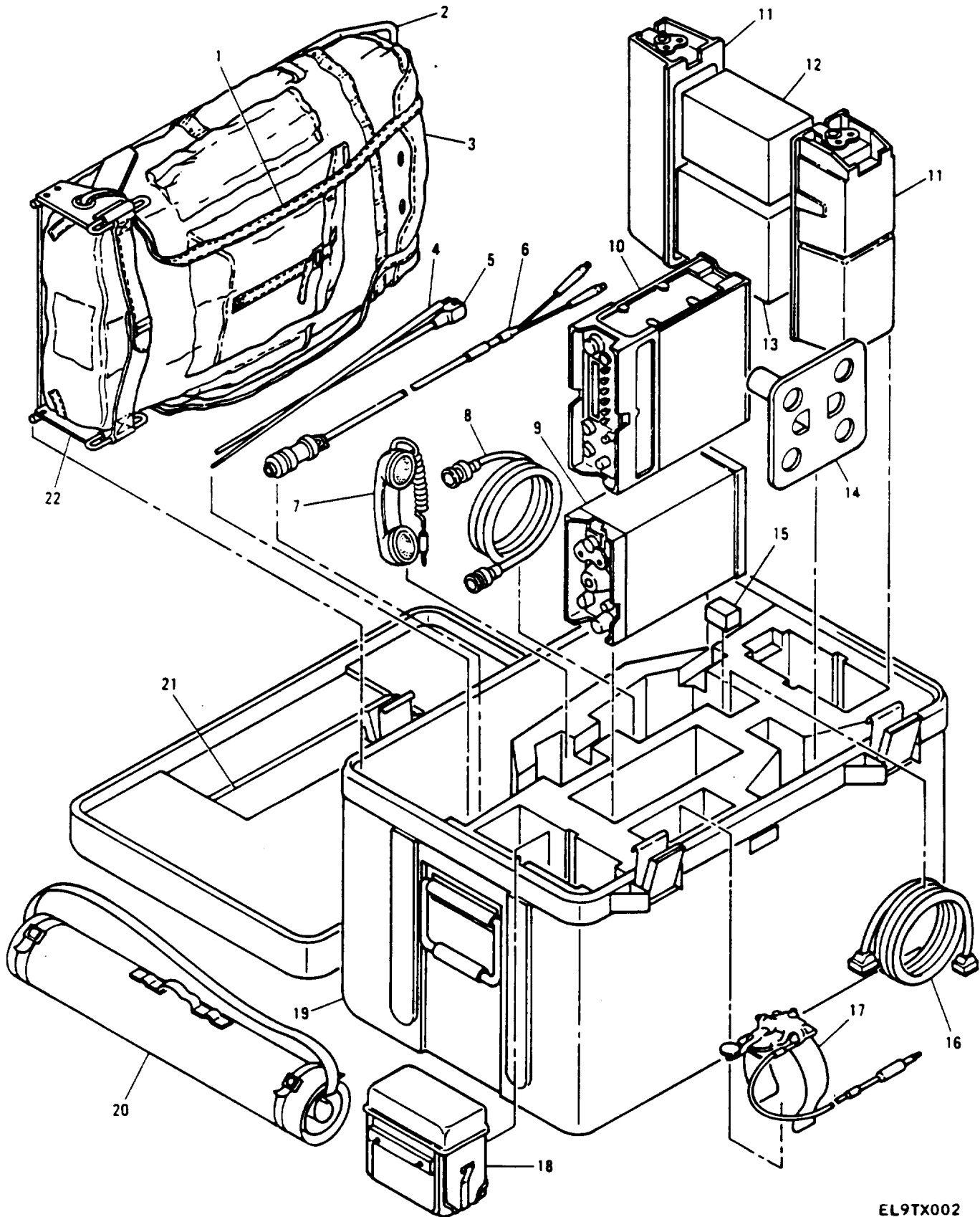
Not applicable.



EL9TX001

Figure 1. Radio Set, AN/GRC-213

(1) ITEM NO	(2) SMR CODE	(3) FSCM	(4) PART NUMBER	(5) DESCRIPTION AND USABLE ON CODE (UOC)	(6) QTY
GROUP 00 RADIO SET AN/GRC-213					
FIGURE 1					
1	PAOZZ	81349	MIL-L-12632/4	LOUDSPEAKER, PERM	1
2	PAOZZ	87990	755002B9017	CABLE ASSEMBLY RF	1
3	PAOZZ	87990	755002B9019	CABLE ASSY, POWER	1
4	PDODD	80058	AN/PRC-104A	RADIO SET (SEE FIG 2 FOR BREAKDOWN)	1
5	PAODD	80058	AM-7152/GRC-213	AMPLIFIER, PWR-SPLY (SEE FIG 5 FOR BREAKDOWN)	1
6	PAOZZ	87990	755002B9018	CABLE ASSY AUDIO	1
END OF FIGURE					

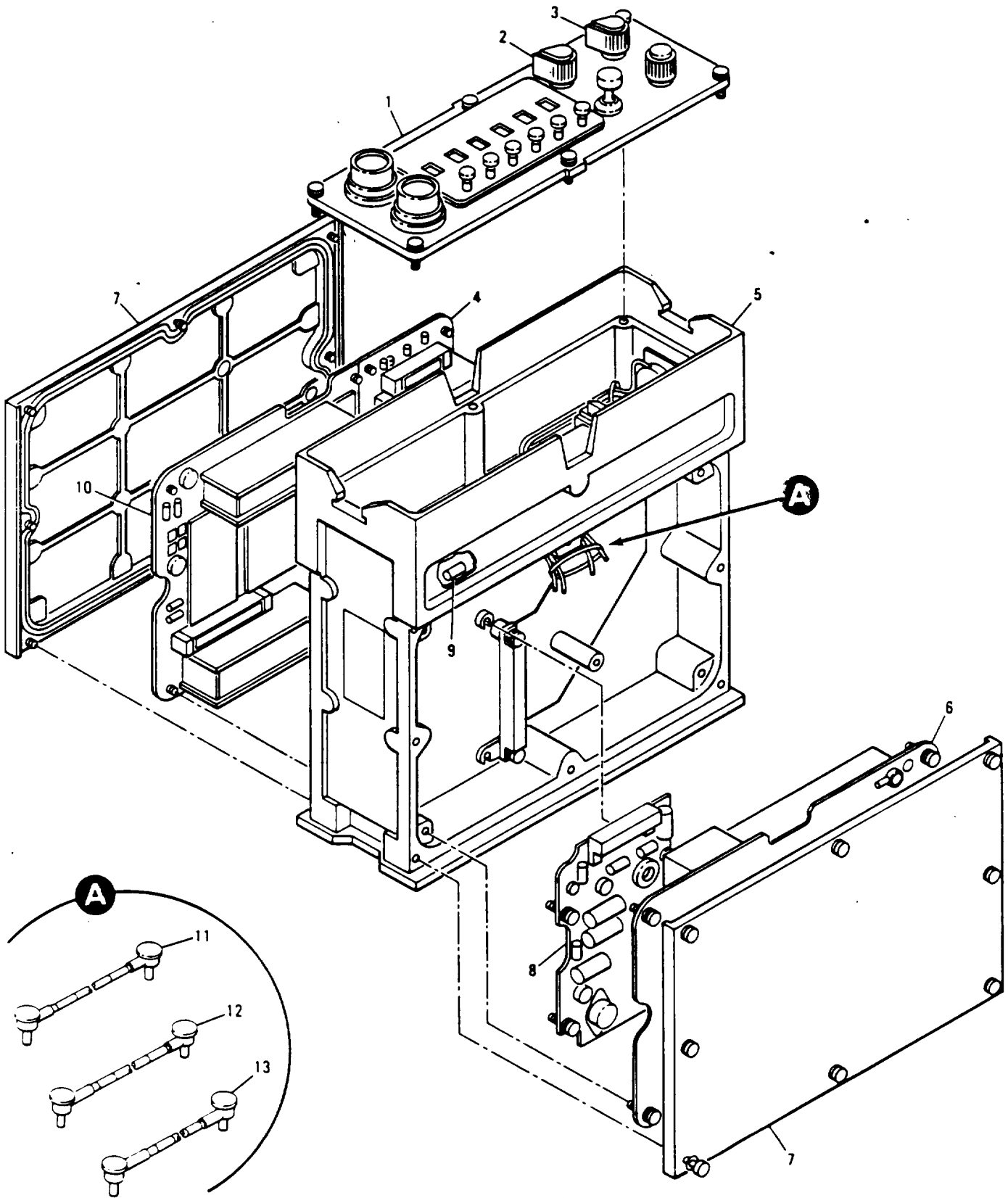


EL9TX002

Figure 2. Radio Set, AN/PRC-104A

(1) ITEM NO	(2) SMR CODE	(3) FSCM	(4) PART NUMBER	(5) DESCRIPTION AND USABLE ON CODE (UOC)	(6) QTY
GROUP 01 RADIO SET AN\PRC-104A					
FIGURE 2					
1	XBOZZ	81337	2-2-313	STRAP WEBBING	1
2	XBOZZ	81337	2-3-291	CARGO SHELF	1
3	XBOZZ	81337	2-2-344	PACK FIELD	1
4	PAOZZ	80058	AT-271A/PRC	ANTENNA	1
5	PAOZZ	80058	AB-129/PR	ANTENNA ELEMENT	1
6	PAOZZ	01365	79A5029A0050	CABLE ASSEMBLY, SPCL	1
7	PAOZZ	80058	H250A/U	HANDSET	1
8	XBOZZ	05276	2249-C-22	CABLE ASSY, RA-FREQ	1
9	PAODD	80058	AM-6874/PRC-104	AMPLIFIER, RAD-FREQ (SEE FIG 4 FOR BREAKDOWN)	1
10	PAOHH	80058	RT-1209/URC	RCVR-XMTR (SEE FIG 3 FOR BREAKDOWN)	1
11	PAOZZ	87990	79A5029A0000	CASE, BATTERY ASSY	1
12	PCOZA	80058	BA-5590/U	BATTERY (1) NONRECH	2
13	PAOBA	80058	BB-590/U	BATTERY, STORAGE	2
14	PAOZZ	87990	755002A0900	ADAPTER ANTENNA	1
15	PAOZZ	80058	UG-349A/U	ADAPTER, CONNECTOR	1
16	PAOZZ	87990	755002A1260	CABLE, EXT BTRY	1
17	PAOZZ	87990	755002A1000	KEY TELEGRAPH	1
18	XBOFF	80058	ANGRA50	ANTENNA GROUP (SEE TM11-5820-467- 24P FOR BREAKDOWN)	1
19	PDOHH	24995	431-6379	CASE, TRANSIT	1
20	PAOFF	80058	AS2259GR	ANTENNA (SEE TM11-5985-379-14&P FOR BREAKDOWN)	1
21	XCOZZ	87990	755002B9020	CARD, INSTRUCTION	1
22	XBOZZ	81337	2-3-290	PACK, FRAME	1

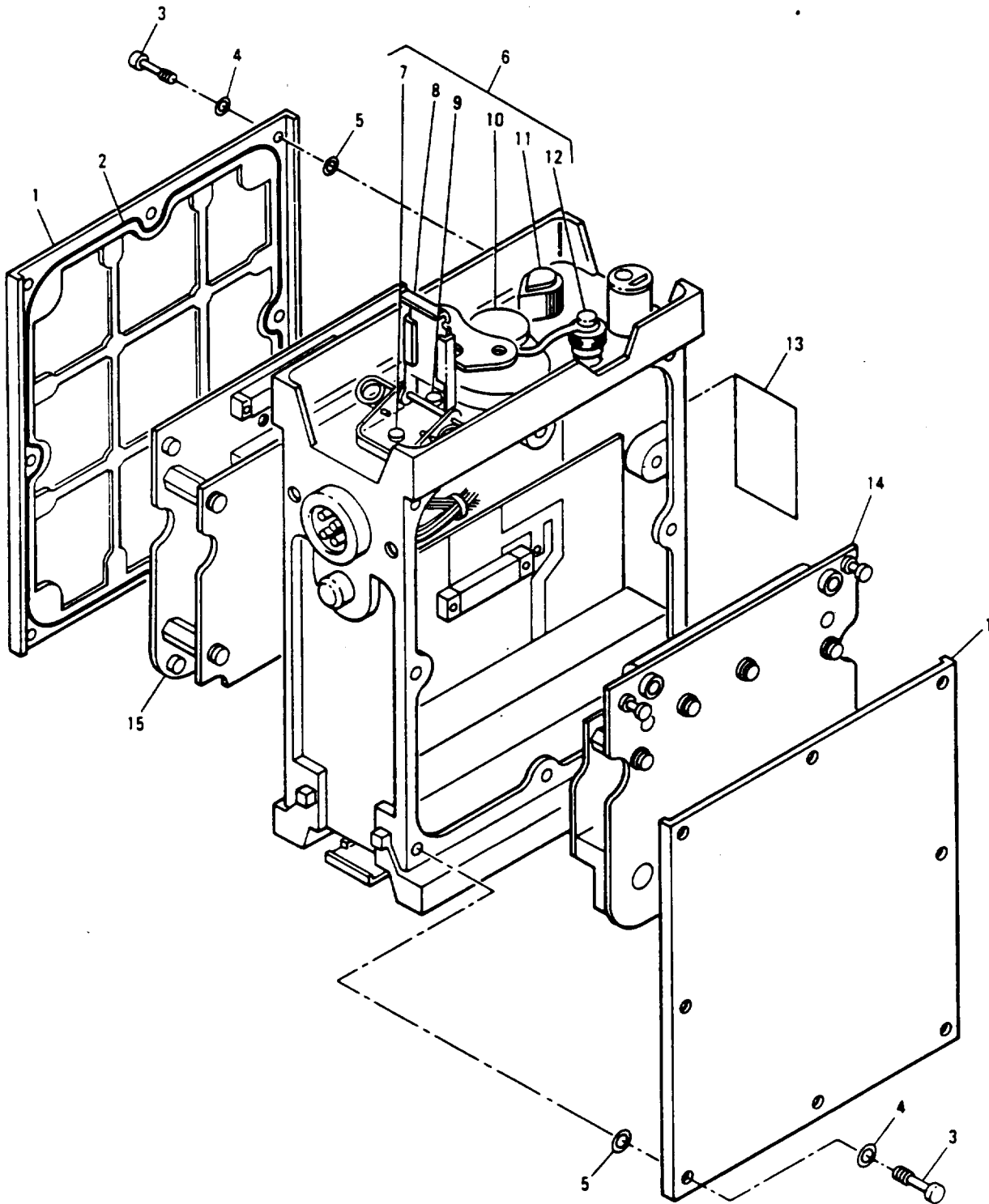
END OF FIGURE



EL9TX003

Figure 3. Receiver-Transmitter, RT-1209/URC

(1) ITEM NO	(2) SMR CODE	(3) FSCM	(4) PART NUMBER	(5) DESCRIPTION AND USABLE ON CODE (UOC)	(6) QTY
GROUP 0101 RECEIVER-TRANSMITTER					
RT-1209/URC					
FIGURE 3					
1	PAHDD	87990	755002A0440	ELECTRONIC,CMPNT	1
2	PAOZZ	96906	MS91528-0K1B	KNOB	2
3	PAOZZ	96906	MS91528-0E1B	KNOB	1
4	PAHDD	87990	755002A0270	CIRCUIT CARD ASSY (SEE TO-31R2-2- PRC-104-4 FOR BREAKDOWN)	1
5	XBHDD	87990	755002A0155	HOUSING,RT ASSY	1
6	PAHDD	87990	755002A0320	CIRCUIT CARD ASSY (SEE TO-31R2-2- PRC-104-4 FOR BREAKDOWN)	1
7	XBHZZ	87990	755002A0157	COVER ASSY	2
8	PAHDD	87990	755002A0350	CIRCUIT CARD ASSY (SEE TO 31R2-2 PRC-104-4 FOR BREAKDOWN)	1
9	PAHZZ	75915	276002	FUSE,CATRIDGE	1
10	PAHDD	87990	755002A0220	CIRCUIT CARD ASSY (SEE TO-31R2-2- PRC-104-4 FOR BREAKDOWN)	1
11	PAHZZ	87990	755002A0163-1	CABLE ASSEMBLY,RAD	1
12	PAHZZ	87990	755002A0163-2	CABLE ASSEMBLY,RAD	1
13	PAHZZ	87990	755002A0163-3	CABLE ASSEMBLY,RAD	1
END OF FIGURE					



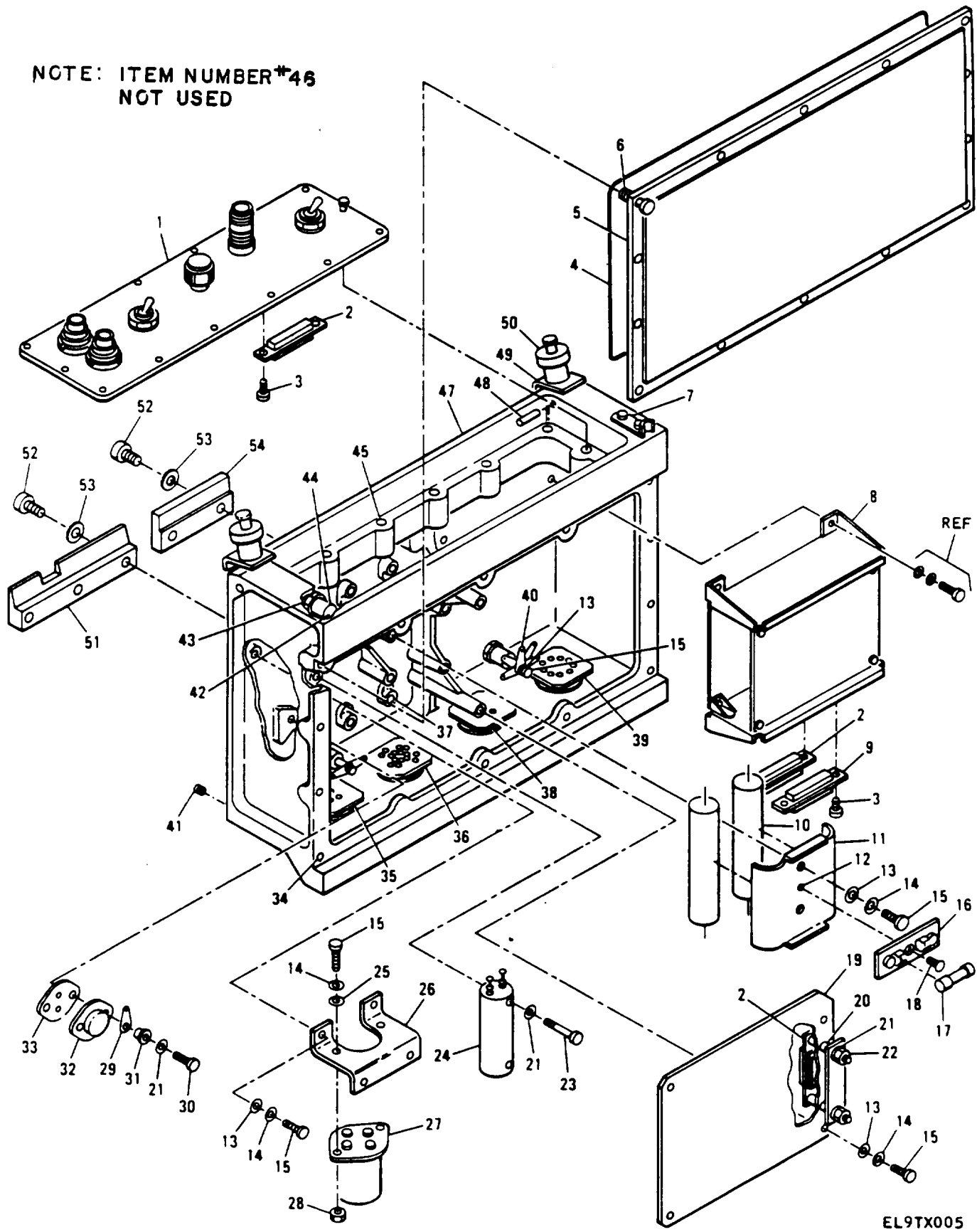
EL9TX004

Figure 4. Amplifier, Radio Frequency AM-6874

(1) ITEM NO	(2) SMR CODE	(3) FSCM	(4) PART NUMBER	(5) DESCRIPTION AND USABLE ON CODE (UOC)	(6) QTY
GROUP 0102 AMPLIFER,RADIO FREQUENCY AM-6874					
FIGURE 4					
1	XBHZZ	87990	755002A0557	COVER,ASSY	2
2	PAHZZ	18565	19-04-5955-1250	SEAL,PLAIN	1
3	PAHZZ	08524	D792103	SCREW,EXT	8
4	PAHZZ	80205	NAS620C6L	WASHER,FLAT	8
5	PAHZZ	87990	755002A0493	RING,RETAINING	8
6	XBHDD	87990	755002A0555	RF AMPL ASSY	1
7	PAHZZ	56878	38031-94C-3B-A28 6	SCREW,MACHINE	3
8	PAHZZ	91836	KC-89-177	COVER,ELECTRICAL	1
9	PAHZZ	87990	755002A0566	LATCH,ADJUSTABLE	2
10	PAOZZ	87990	755002A0514	COVER,ANTENNA BASE	1
11	PAOZZ	96906	MS91528-0K1B	KNOB	1
12	PAHZZ	56878	38031-94C-5B-A28 6	SCREW,MACHINE	1
13	XBHZZ	87990	755002A0055-2	PLATE,ID	1
14	PAHDD	87990	755002A0650	ELECTRONIC CMPNT (SEE TO-31R2-2- PRC-104-4 FOR BREAKDOWN)	1
15	PAHDD	87990	755002A0750	ELECTRONIC COMPNT (SEE TO-31R2-2- PRC-104-4 FOR BREAKDOWN)	1

END OF FIGURE

NOTE: ITEM NUMBER *46
NOT USED



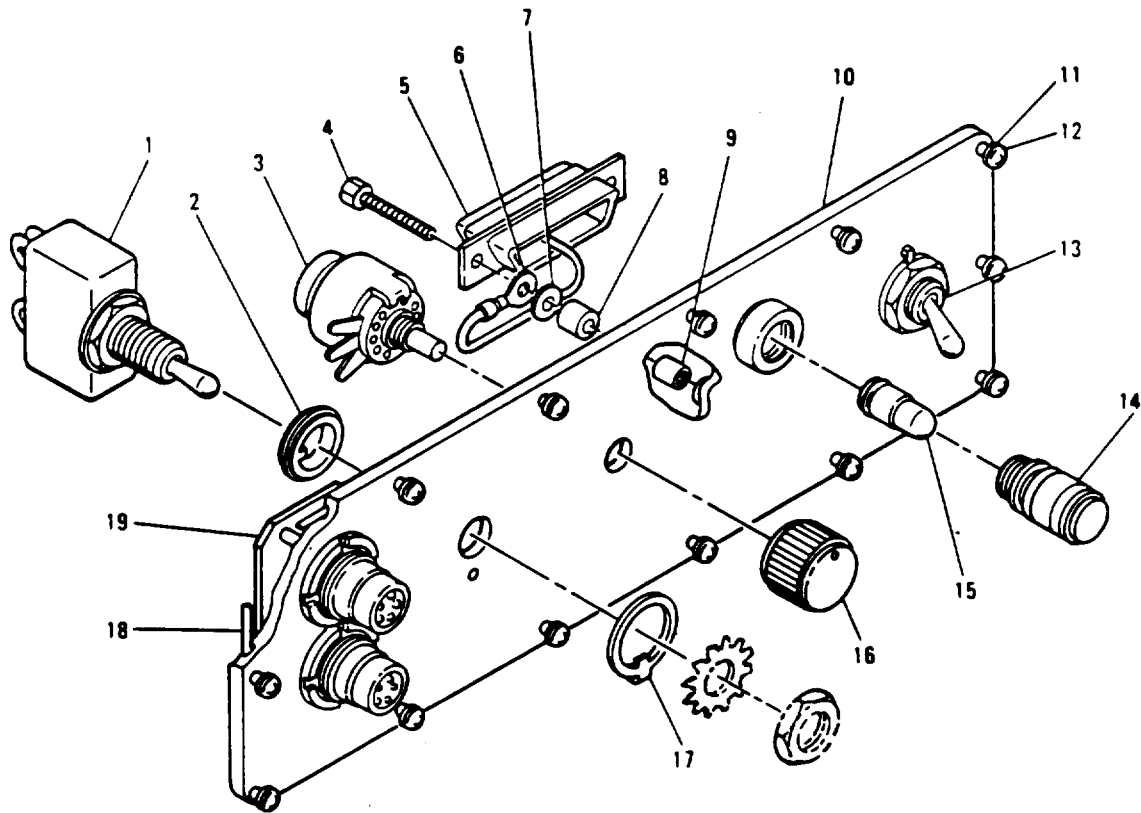
EL9TX005

Figure 5. Power Supply-Amplifier, AM-7152

(1) ITEM NO	(2) SMR CODE	(3) FSCM	(4) PART NUMBER	(5) DESCRIPTION AND USABLE ON CODE (UOC)	(6) QTY
				GROUP 02 POWER SUPPLY-AMPLIFIER, AM-7152	
				FIGURE 5	
1	PAHHH	87990	755002B9200	PANEL CONTROL (SEE FIG 6 FOR BREAKDOWN) BREAKDOWN)	1
2	PAHZZ	81349	M24308-1-3	CONNECTOR, RECPT	3
3	PAHZZ	81349	M24308-25-1	SCREW-LOCK ASSY	6
4	XBHZZ	8X321	755002B9115-1	SEAL, HOUSING	1
5	XBHZZ	87990	755002B9111	COVER, AMPL, PWR SPLY	1
6	PAHZZ	08524	D792105	SCREW, CAPTIVE	14
7	XADZZ	96906	MS21209C0820L	INSERT, SCREW THREAD	5
8	XBHHH	87990	755002B9160	CARD CAGE ASSY (SEE FIG 8 FOR BREAKDOWN)	1
9	XADZZ	873449	M24308-1-2	CONNECTOR, RECPT	1
10	XADZZ	81349	M39018-03-1142M	CAPACITOR, FIXED	2
11	XADZZ	87990	755002B9109	BRKT, MTG-FILTER	1
12	XADZZ	80063	SM-A-911309-6	NUT, BLIND RIVET	1
13	XADZZ	81349	AN960C6L	WASHER, FLAT	9
14	XADZZ	96906	MS35338-136	WASHER, LOCK	2
15	XADZZ	96906	MS51957-28	SCREW, MACHINE	11
16	XADZZ	81349	M21346-3-14	FUSEHOLDER	1
17	PAHZZ	81349	F03A125V30AS	FUSE, CARTRIDGE	1
18	XAHZZ	96906	MS24693C29	SCREW, MACHINE	1
19	PAHDD	87990	755002B9190	CIRCUIT CARD ASSY (SEE FIG 7 FOR BREAKDOWN)	1
20	XADZZ	80205	NAS43DD0-32	SPACER	2
21	XADZZ	80205	NAS620C4L	WASHER, FLAT	6
22	XADZZ	96906	MS51957-19	SCREW, MACHINE	2
23	XADZZ	96906	MS51957-21	SCREW, MACHINE	2
24	XADZZ	24444	GZ25028A	DIODE	1
25	XADZZ	80205	NAS620C6L	WASHER, FLAT	18
26	XADZZ	87990	755002B9114	BRKT, MTG-XFMR	1
27	XADZZ	81349	M27/2-01	TRANSFORMER	1
28	XADZZ	96906	MS35649-264	NUT, PLAIN, HEXAGON	2
29	XADZZ	96906	MS35431-5	TERMINAL, LUG	1
30	XADZZ	96906	MS51957-16	SCREW, MACHINE	2
31	XADZZ	51506	15090-062-130-N	WASHER	2
32	XADZZ	81349	JAN2N6277	TRANSISTOR	1
33	XADZZ	18565	60-11-4305-1671	INSULATOR, PLATE	1
34	XADZZ	96906	MS21209C0615L	INSERT, SCREW THREAD	41
35	XBHZZ	87990	755002B9120	CONNECTOR ASSEMBLY	1
36	XBHZZ	87990	755002B9130	CONNECTOR ASSEMBLY	1
37	XADZZ	71279	572-4810-01-05-1 6	TERMINAL, STUD	4
38	XBHZZ	87990	755002B9140	CONNECTOR ASSEMBLY	1
39	XBHZZ	87990	755002B9150	CONNECTOR ASSEMBLY	1
40	XADZZ	96906	MS35431-3	TERMINAL, LUG	9
41	XADZZ	96906	MS21209F1-20L	INSERT, SCREW THREAD	5
42	XADZZ	96906	MS16996-12	SCREW, CAP, SOCKET	5
43	XADZZ	13636	43-9507-01-901	STRIKE, CATCH	2

(1) ITEM NO	(2) SMR CODE	(3) FSCM	(4) PART NUMBER	(5) DESCRIPTION AND USABLE ON CODE (UOC)	(6) QTY
44	XADZZ	81349	AN960C8L	WASHER, FLAT	4
45	XADZZ	96906	MS21209C0415L	INSERT, SCREW THREAD	14
47	XADZZ	87990	755002B9104	HSG, AMPL, PWR SPLY	1
48	XADZZ	96906	MS16562-223	PIN, SPRING	2
49	XADZZ	87990	755002B9108	CLAMP, FASTENER	2
50	XADZZ	96906	MS14108-3	BOLT ASSEMBLY, CLAMP	2
51	XADZZ	87990	755002B9107	CLAMP, HSG RTNG	1
52	XADZZ	96906	MS16995-26	SCREW, CAP, SOCKET	4
53	XADZZ	80205	NAS620C10L	WASHER, FLAT	5
54	XADZZ	87990	755002B9106	CLAMP, HSG RTNG	1

END OF FIGURE

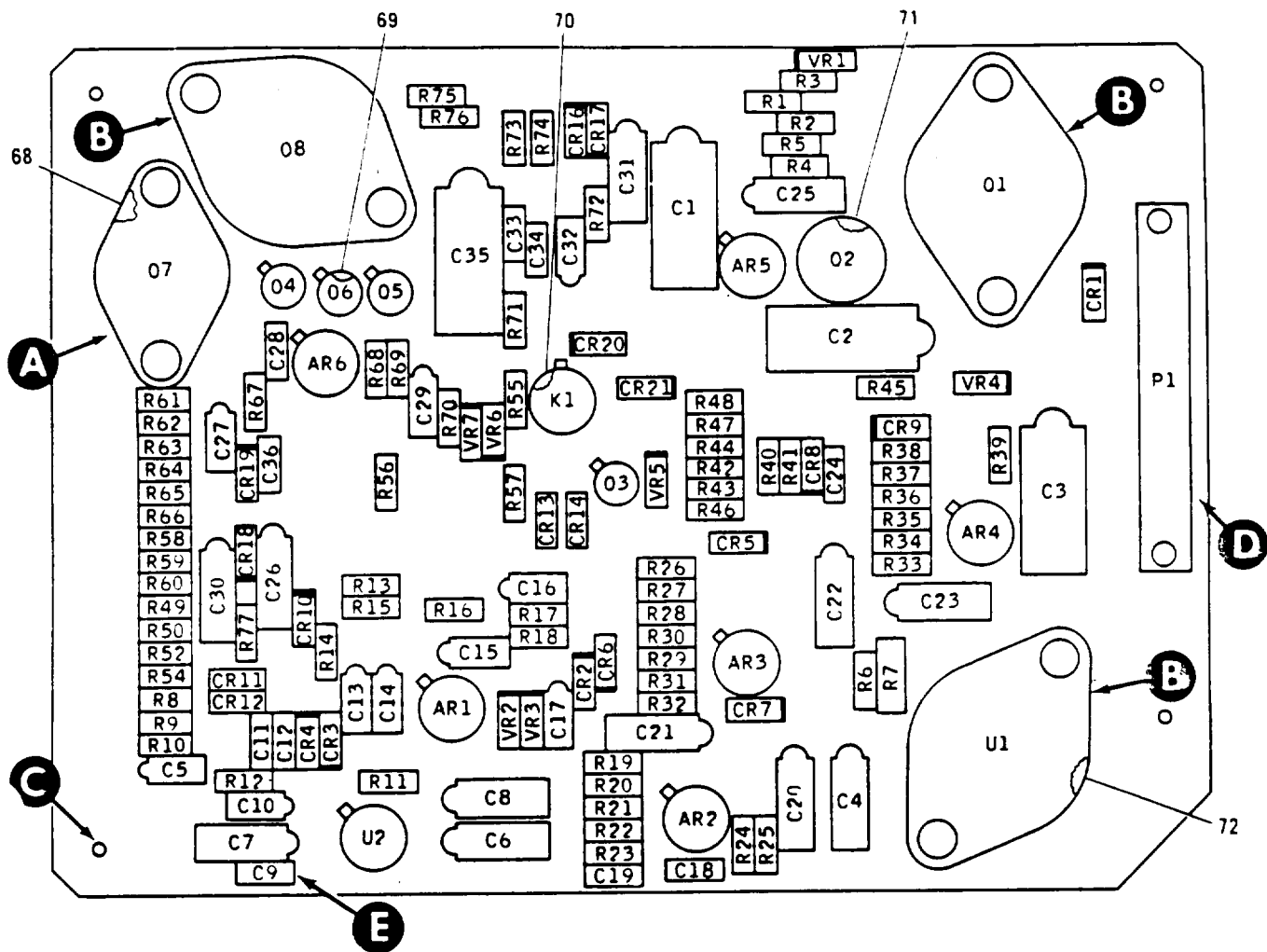


EL9TX006

Figure 6. Control Panel

(1) ITEM NO	(2) SMR CODE	(3) FSCM	(4) PART NUMBER	(5) DESCRIPTION AND USABLE ON CODE (UOC)	(6) QTY
GROUP 0201 CONTROL PANEL					
FIGURE 6					
1	PAHZZ	96906	MS90310-221	SWITCH, TOGGLE	1
2	PAHZZ	81349	M5423-16-01	BOOT, DUST AND MSTRE	1
3	PAHZZ	01121	JS1P044P103UA	RESISTOR, VAR	1
4	PAHZZ	87990	755002B9205	EXTENSION STUD	2
5	PAHZZ	81349	M24308-3-3	CONNECTOR, RCPT	1
6	PAHZZ	96906	MS25036-148	TERMINAL, LUG	1
7	PAHZZ	80205	NAS620C4L	WASHER, FLAT	2
8	PAHZZ	80205	NAS43DD0-16	SPACER, SLEEVE	2
9	PAHZZ	96906	MS21209C0415L	INSERT, SCREW THREAD	2
10	XBHZZ	87990	755002B9207	PANEL, FRONT	1
11	PAHZZ	80205	NAS620C6L	WASHER, FLAT	14
12	PAHZZ	08524	D792105	SCREW, EXTERNAL	14
13	PAHZZ	81349	M39019-01-236	CIRCUIT BREAKER	1
14	PAOZZ	96906	MS25041-2	LIGHT, INDICATOR	1
15	PAOZZ	96906	MS25237-387	LAMP, INCANDESCENT	1
16	PAOZZ	96906	MS91528-1E2B	KNOB	1
17	PAHZZ	96906	MS25081-4	WASHER, KEY	1
18	XBHZZ	87990	755002B9206-1	SEAL, PANEL	1
19	XBHZZ	87990	755002B9210	CIRCUIT CARD ASSY	1

END OF FIGURE

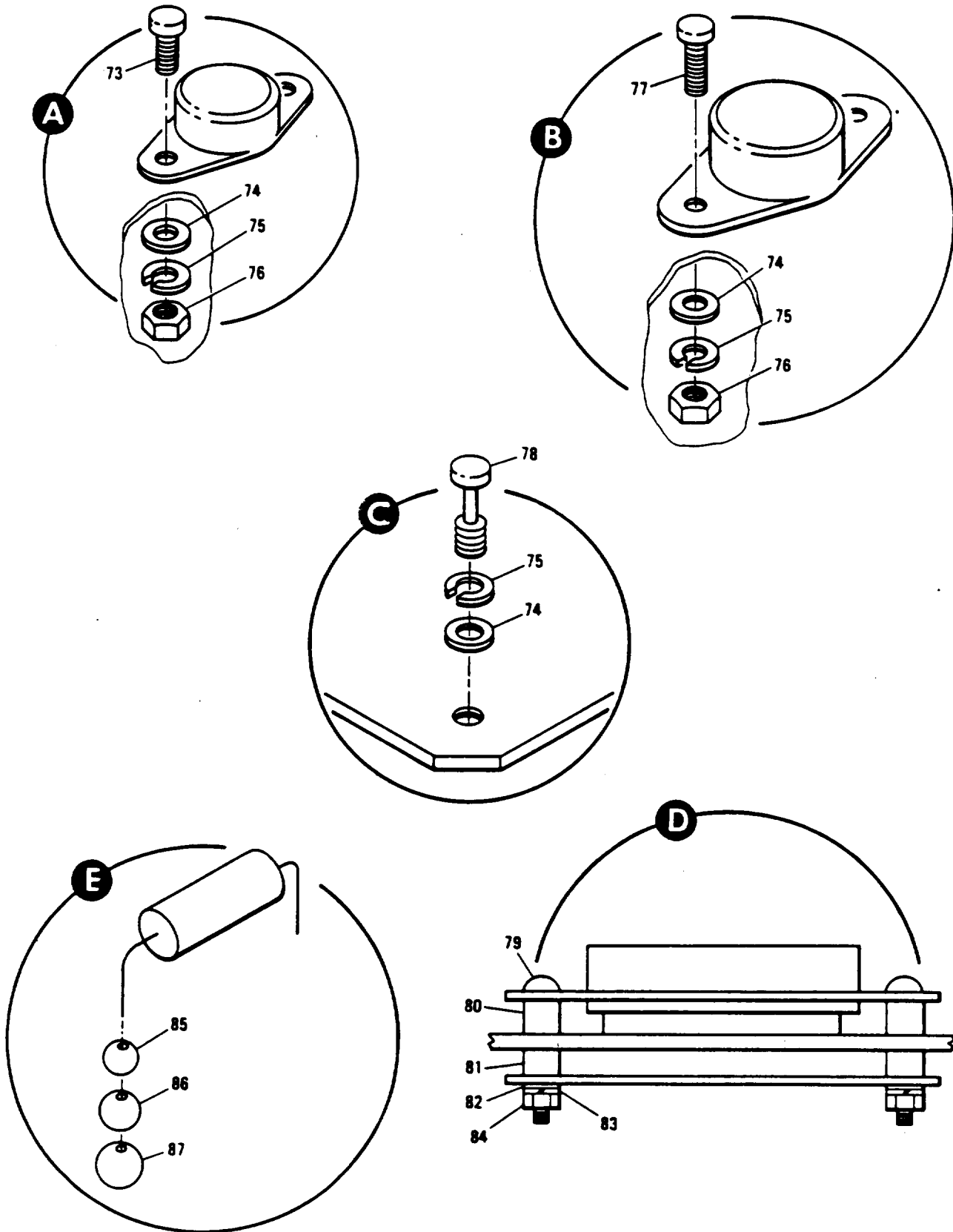


PREFIX ALL REFERENCE DESIGNATIONS WITH A1

REF DESIG	INDEX NO.	REF DESIG	INDEX NO.	REF DESIG	INDEX NO.	REF DESIG	INDEX NO.	REF DESIG	INDEX NO.	REF DESIG	INDEX NO.	REF DESIG	INDEX NO.	REF DESIG	INDEX NO.	REF DESIG	INDEX NO.
AR1		C7	7	C25	16	Q3	24	R11	36	R27	41	R44	43	R62	52	U1	62
THRU		C8	8	C26	5	Q4	25	R12	37	R28	46	R45	46	R63	53	U2	63
AR6	1	C9	9	C27	17	Q5	25	R13	38	R29	46	R46	47	R64	46	VR1	64
CR1	2	C10	10	C28	14	Q6	24	R14	39	R30	37	R47	50	R65	54	VR2	65
CR2		C11	11	C29	13	Q7	26	R15	38	R31	47	R48	37	R66	55	VR3	65
THRU		C12	12	C30	5	Q8	27	R16	40	R32	41	R49	51	R67	56	VR4	66
CR14	3	C13		C31	8	R1	28	R17	41	R33		R50	52	R68	57	VR5	66
CR16		THRU		C32	18	R2	29	R18	37	THRU		R52	46	R69	57	VR6	67
THRU		C17	13	C33	19	R3	30	R19	37	R36	48	R54	46	R70	58	VR7	67
CR21	3	C18	9	C34	19	R4	30	R20	42	R37	39	R55	43	R71	43		
C1	4	C19	14	C35	4	R5	30	R21	42	R38	39	R56	37	R72	59		
C2	4	C20	5	C36	19	R6	31	R22	43	R39	49	R57	43	R73	60		
C3	4	C21	5	K1	20	R7	32	R23	43	R40	37	R58	43	R74	60		
C4	5	C22	7	P1	21	R8	33	R24	44	R41	41	R59	46	R75	61		
C5	6	C23	5	Q1	22	R9	34	R25	44	R42	41	R60	46	R76	61		
C6	7	C24	15	Q2	23	R10	35	R26	45	R43	43	R61	46	R77	43		

EL9TX007

Figure 7. Amplifier/Squelch-CCA (Sheet 1 of 2)



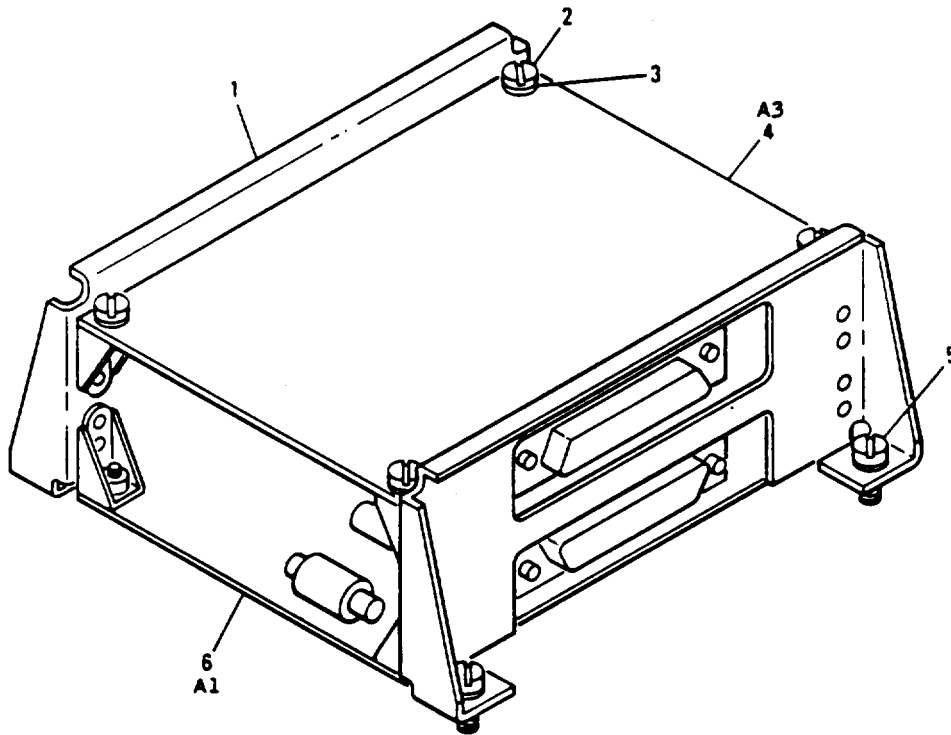
EL9TX008

Figure 7. Amplifier/Squelch-CCA (Sheet 2 of 2)

(1) ITEM NO	(2) SMR CODE	(3) FSCM	(4) PART NUMBER	(5) DESCRIPTION AND USABLE ON CODE (UOC)	(6) QTY
GROUP 0202 AMPLIFIER/SQUELCH-CCA					
FIGURE 7					
1	XADZZ	81349	M38510/10101BGC	MICROCIRCUIT, LINEAR	6
2	XADZZ	81349	JAN1N5416	SEMICONDUCTOR DVC	1
3	XADZZ	81349	JAN1N4150	SEMICONDUCTOR DVC	19
4	XADZZ	56289	137D227X9035T2	CAPACITOR, FXD, ELEC	4
5	XADZZ	81349	M39003-01-2257	CAPACITOR, FIXED	6
6	XADZZ	81349	M39003-01-3076	CAPACITOR, FXD, ELEC	1
7	XADZZ	813449	M39003-01-2286	CAPACITOR, FIXED	3
8	XADZZ	81349	M39003-01-2964	CAPACITOR, FXD, ELEC	2
9	XADZZ	72982	RPE121X7R473K50V	CAPACITOR, FIXED	2
10	XADZZ	81349	M39003-01-2283	CAPACITOR, FIXED	1
11	XADZZ	72982	RPE111C0G0102J20 0V	CAPACITOR, FIXED	1
12	XADZZ	87990	RPE113C0G0272J20 0V	CAPACITOR, FIXED	1
13	XADZZ	81349	M39003-01-2280	CAPACITOR, FIXED	6
14	XADZZ	72982	RPE121X7R104K50V	CAPACITOR, FIXED	2
15	XADZZ	72982	RPE113X7R224M50V	CAPACITOR, FIXED	1
16	XADZZ	81349	M39003-01-3009	CAPACITOR, FXD, ELEC	1
17	XADZZ	81349	M39003-01-2962	CAPACITOR, FXD, ELEC	1
18	XADZZ	81349	M39003-01-3070	CAPACITOR, FXD, ELEC	1
19	XADZZ	72982	RPE110X7R222K50V	CAPACITOR, FIXED	3
20	XADZZ	11532	432-7241	RELAY, EM	1
21	XADZZ	00779	205737-2	CONNECTOR, RCPT	1
22	XADZZ	813449	JAN2N3792	TRANSISTOR	1
23	XADZZ	81349	JAN2N1485	TRANSISTOR	1
24	XADZZ	81349	JAN2N2907A	TRANSISTOR	2
25	XADZZ	81349	JAN2N2222A	TRANSISTOR	2
26	XADZZ	81349	JAN2N3740	TRANSISTOR	1
27	XADZZ	81349	JAN2N3055	TRANSISTOR	1
28	XADZZ	81349	RCR07G621JS	RESISTOR, FXD, CMPNT	1
29	XADZZ	81349	RCR07G511JS	RESISTOR, FXD, CMPNT	1
30	XADZZ	81349	RCR07G100JS	RESISTOR, FXD, CMPNT	3
31	XADZZ	81349	RCR07G201JS	RESISTOR, FXD, CMPNT	1
32	XADZZ	81349	RCR20G121JS	RESISTOR, FXD, CMPNT	1
33	XADZZ	81349	RCR05G121JS	RESISTOR, FXD, CMPNT	1
34	XADZZ	8133449	RCR05G330JS	RESISTOR, FXD, CMPNT	1
35	XADZZ	81349	RCR05G181JS	RESISTOR, FXD, CMPNT	1
36	XADZZ	81349	RCR05G105JS	RESISTOR, FXD, CMPNT	1
37	XADZZ	81349	RCR05G103JS	RESISTOR, FXD, CMPNT	7
38	XADZZ	81349	RCR05G204JS	RESISTOR, FXD, CMPNT	2
39	XADZZ	81349	RCR05G512JS	RESISTOR, FXD, CMPNT	3
40	XADZZ	81349	RCR05G274JS	RESISTOR, FXD, CMPNT	1
41	XADZZ	81349	RCR05G102JS	RESISTOR, FXD, CMPNT	5
42	XADZZ	81349	RCR05G514JS	RESISTOR, FXD, CMPNT	2
43	XADZZ	81349	RCR05G104JS	RESISTOR, FXD, CMPNT	9
44	XADZZ	81349	RCR05G683JS	RESISTOR, FXD, CMPNT	2
45	XADZZ	81349	RCR05G431JS	RESISTOR, FXD, CMPNT	1
46	XADZZ	81349	RCR05G203JS	RESISTOR, FXD, CMPNT	9

(1) ITEM NO	(2) SMR CODE	(3) FSCM	(4) PART NUMBER	(5) DESCRIPTION AND USABLE ON CODE (UOC)	(6) QTY
47	XADZZ	81349	RCR05G273JS	RESISTOR, FXD, CMPNT	2
48	XADZZ	81349	RCR05G473JS	RESISTOR, FXD, CMPNT	4
49	XADZZ	81349	RCR05G914JS	RESISTOR, FXD, CMPNT	1
50	XADZZ	81349	RCR05G913JS	RESISTOR, FXD, CMPNT	1
51	XADZZ	81349	RCR05G471JS	RESISTOR, FXD, CMPNT	1
52	XADZZ	81349	RCR05G332JS	RESISTOR, FXD, CMPNT	2
53	XADZZ	81349	RCR05G682JS	RESISTOR, FXD, CMPNT	1
54	XADZZ	81349	RCR05G680JS	RESISTOR, FXD, CMPNT	1
55	XADZZ	81349	RCR05G621JS	RESISTOR, FXD, CMPNT	1
56	XADZZ	81349	RCR05G303JS	RESISTOR, FXD, CMPNT	1
57	XADZZ	81349	RCR05G163JS	RESISTOR, FXD, CMPNT	1
58	XADZZ	81349	RCR07G124JS	RESISTOR, FXD, CMPNT	1
59	XADZZ	81349	RCR05G622JS	RESISTOR, FXD, CMPNT	1
60	XADZZ	81349	RCR07G102JS	RESISTOR, FXD, CMPNT	2
61	XADZZ	81349	RWR80S1R00FM	RESISTOR, FIXED	2
62	XADZZ	18324	M38510/7812BYC	MICROCIRCUIT	1
63	XADZZ	52648	SL622CB	MICROCIRCUIT	1
64	XADZZ	81349	JAN1N973B	SEMICONDUCTOR DVC	1
65	XADZZ	81349	JAN1N749A	SEMICONDUCT, DIO	2
66	XADZZ	81349	JAN1N746A	SEMICONDUCTOR DVC	2
67	XADZZ	81349	JAN1N753A	SEMICONDUCTOR DVC	2
68	XADZZ	18565	60-11-4353-1671	INSULATOR, PLATE	1
69	XADZZ	81349	M38527-1-02N	MOUNTING PAD	4
70	XADZZ	53101	518	SPACER, BEAD	16
71	XADZZ	13103	7717-11N WHITE	INSULATOR, XSTR	1
72	XADZZ	18565	60-11-4305-1671	INSULATOR, PLATE	3
73	XADZZ	96906	MS51957-21	SCREW, MACHINE	2
74	XADZZ	80205	NAS620C4L	WASHER, FLAT	6
75	XADZZ	96906	MS35338-135	WASHER, LOCK	6
76	XADZZ	80205	NAS671C4	NUT, PLAIN, HEXAGON	2
77	XADZZ	96906	MS51957-29	SCREW, MACHINE	6
78	XADZZ	58794	ST1060-6	SCREW, CAPTIVE	4
79	XADZZ	96906	MS51957-28	SCREW, MACHINE	2
80	XADZZ	80205	NAS43DD0-28	SPACER, SLEEVE	2
81	XADZZ	80205	NAS43DD0-12	SPACER, SLEEVE	2
82	XADZZ	80205	NAS620C6L	WASHER, FLAT	8
83	XADZZ	96906	MS35338-136	WASHER, LOCK	8
84	XADZZ	80205	NAS671C6	NUT, PLAIN, HEXAGON	8
85	XADZZ	53101	521	SPACER	20
86	XADZZ	53101	522	SPACER	20
87	XADZZ	53101	523	SPACER	20

END OF FIGURE

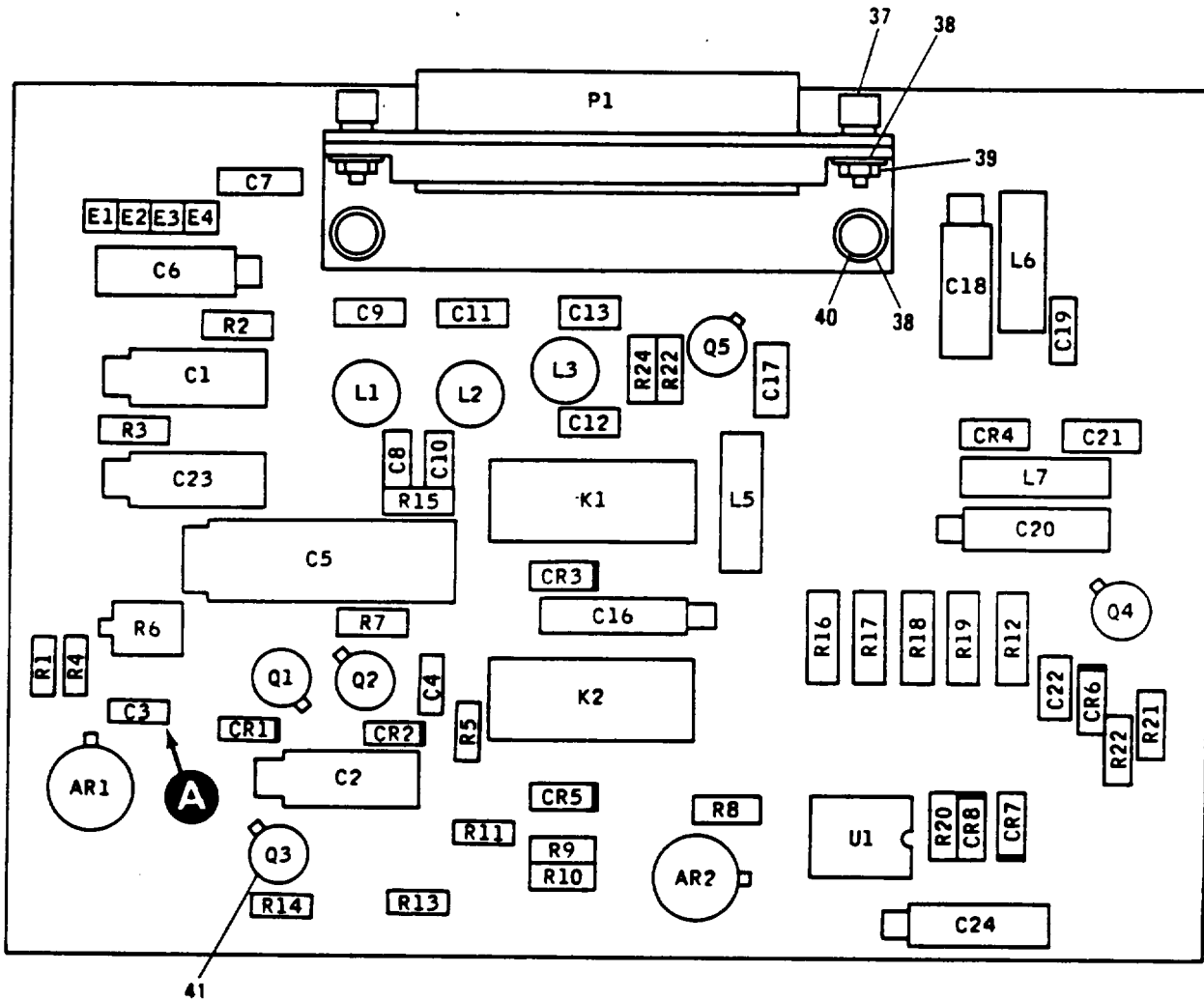


EL9TX009

Figure 8. Card Cage Assembly

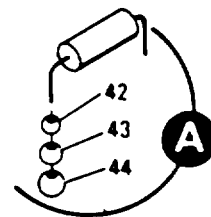
(1) ITEM NO	(2) SMR CODE	(3) FSCM	(4) PART NUMBER	(5) DESCRIPTION AND USABLE ON CODE (UOC)	(6) QTY
GROUP 0203 CARD CAGE ASSEMBLY					
FIGURE 8					
1	XBHZZ	87990	755002B9167	BRKT,MTG-CARD CAGE	2
2	PAHZZ	96906	MS51957-28	SCREW,MACHINE	8
3	PAHZZ	80205	NAS620C6L	WASHER,FLAT	12
4	PAHDD	87990	755002B9170	CIRCUIT CARD ASSY (SEE FIG 9 FOR BREAKDOWN)	1
5	PAHZZ	08524	D792105	SCREW,EXTERNAL	4
6	PAHDD	87990	755002B9180	CIRCUIT CARD ASSY (SEE FIG 10 FOR BREAKDOWN)	1

END OF FIGURE



PREFIX ALL REFERENCE DESIGNATIONS WITH A3

REF DESIG	INDEX NO.	REF DESIG	INDEX NO.	REF DESIG	INDEX NO.	REF DESIG	INDEX NO.	REF DESIG	INDEX NO.
AR1	1	C13	9	K2	13	R2	20	R16	28
AR2	1	C16	7	L1	14	R3	20	R17	30
CR1		C17	8	L2	14	R4	21	R18	31
THRU		C18	7	L3	14	R5	22	R19	30
CR8	2	C19	8	L5	15	R6	23	R20	32
C1	3	C20	7	L6	15	R7	24	R21	33
C2	4	C21	8	L7	15	R8	25	R22	34
C3	5	C22	9	P1	16	R9	26	R23	32
C4	5	C23	10	Q1	17	R10	27	R24	35
C5	6	C24	11	Q2	18	R11	26	U1	36
C6	7	E1		Q3	18	R12	28		
C7	8	THRU		Q4	18	R13	20		
C8		E4	12	Q5	18	R14	25		
THRU		K1	13	R1	19	R15	29		

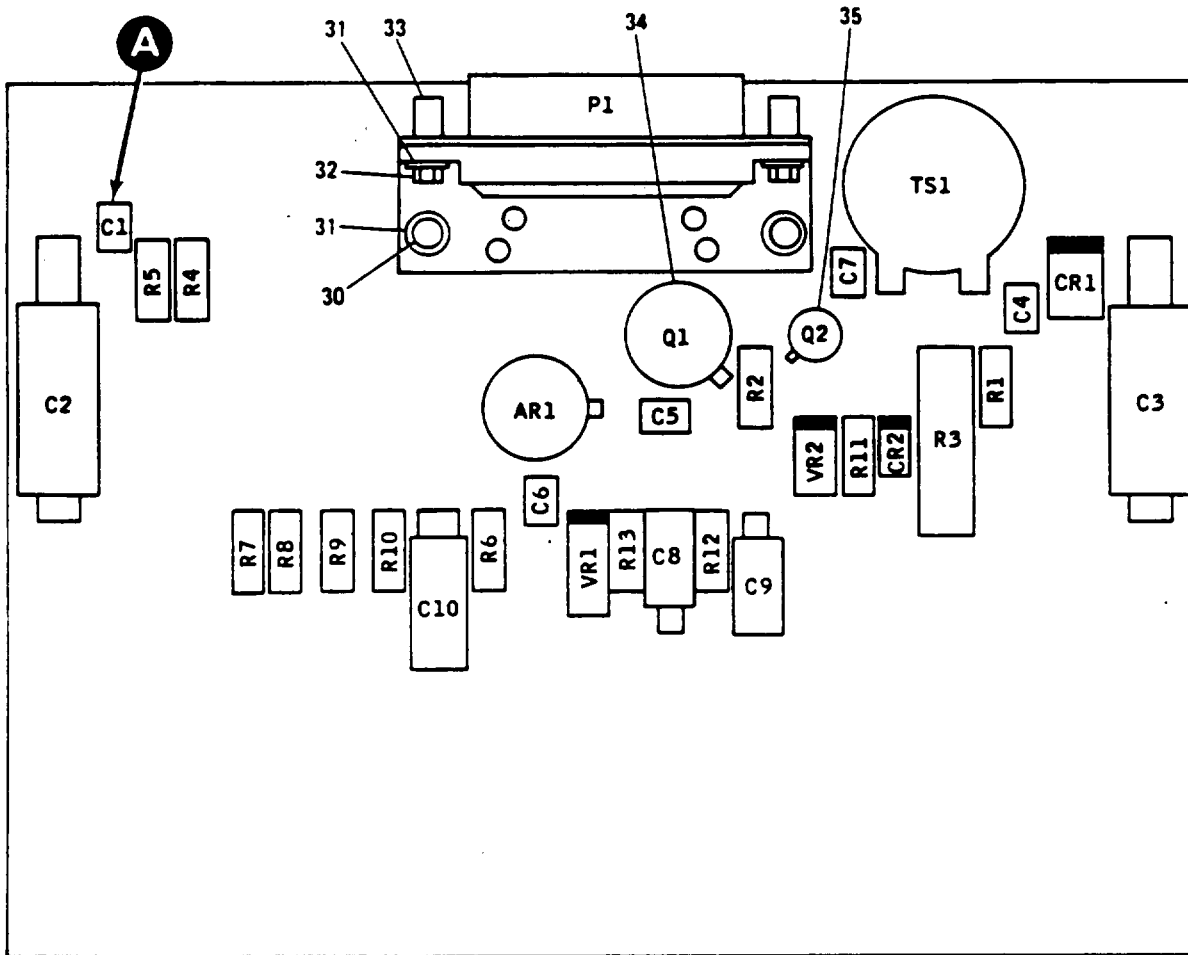


EL9TX010

Figure 9. Veh Intercom-1-CCA

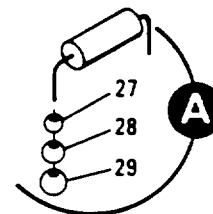
(1) ITEM NO	(2) SMR CODE	(3) FSCM	(4) PART NUMBER	(5) DESCRIPTION AND USABLE ON CODE (UOC)	(6) QTY
GROUP 020301 VEH INTERCOM-1-CCA					
FIGURE 9					
1	XADZZ	81349	M38510/10101BGC	MICROCIRCUIT, LINEAR	2
2	XADZZ	81349	JAN1N4150	SEMICONDUCTOR DVC	8
3	XADZZ	81349	M39003-01-2280	CAPACITOR, FIXED	1
4	XADZZ	81349	M39003-01-2964	CAPACITOR, FXD, ELEC	1
5	XADZZ	72982	RPE110X7R222K50V	CAPACITOR, FIXED	2
6	XADZZ	81349	M39006-22-0351	CAPACITOR, FIXED	1
7	XADZZ	81349	M39003/01-3079	CAPACITOR, FXD, ELEC	3
8	XADZZ	81349	M39014-02-1230	CAPACITOR, FIXED	4
9	XADZZ	51406	RPE110X7R103K50V	CAPACITOR, FIXED	7
10	XADZZ	81349	M39003-01-2368	CAPACITOR, FIXED	1
11	XADZZ	81349	M39003-01-2286	CAPACITOR, FIXED	1
12	XADZZ	02114	56-590-65/3B	COIL, RADIO FREQ	4
13	XADZZ	81349	M39016/6-109P	RELAY, EM	2
14	XADZZ	22558	7518-39	INDUCTOR, FIXED	3
15	XADZZ	96906	MS75089-1	COIL, RADIO FREQ	2
16	XADZZ	81349	M24308-24-33	CONNECTOR, RCPT	1
17	XADZZ	81349	JAN2N2222A	TRANSISTOR	3
18	XADZZ	81349	JAN2N2907A	TRANSISTOR	2
19	XADZZ	81349	RCR05G621JS	RESISTOR, FXD, CMPNT	1
20	XADZZ	81349	RCR05G163JS	RESISTOR, FXD, CMPNT	3
21	XADZZ	81349	RCR05G122JS	RESISTOR, FXD, CMPNT	1
22	XADZZ	81349	RCR05G153JS	RESISTOR, FXD, CMPNT	1
23	XADZZ	81349	RJR26FX103M	RESISTOR, VAR	1
24	XADZZ	81349	RCR05G100JS	RESISTOR, FXD, CMPNT	1
25	XADZZ	81349	RCR05G513JS	RESISTOR, FXD, CMPNT	2
26	XADZZ	81349	RCR05G104JS	RESISTOR, FXD, CMPNT	2
27	XADZZ	81349	RCR05G203JS	RESISTOR, FXD CMPNT	2
28	XADZZ	81349	RNC55H1690FS	RESISTOR, FIXED, FILM	2
29	XADZZ	81349	RCR05G472JS	RESISTOR, FXD, CMPNT	1
30	XADZZ	813449	RNC55H1331FS	RESISTOR, FIXED, FILM	2
31	XADZZ	81349	RNC55H84R5FS	RESISTOR, FIXED, FILM	1
32	XADZZ	81349	RCR05G103JS	RESISTOR, FXD, CMPNT	2
33	XADZZ	81349	RCR05G473JS	RESISTOR, FXD, CMPNT	1
34	XADZZ	81349	RCR05G102JS	RESISTOR, FIXED	1
35	XADZZ	81349	RCR05G222JS	RESISTOR, FXD, CMPNT	1
36	XADZZ	81349	M38510-10901BPP	MICROCIRCUIT, LINEAR	1
37	XADZZ	81349	M24308-26-1	JACKSOCKET, ELEC	2
38	XADZZ	80205	NAS620C4L	WASHER, FLAT	6
39	XADZZ	96906	MS21043-04	NUT, SELF-LOCKING	4
40	XADZZ	96906	MS51957-15	SCREW, MACHINE	2
41	XADZZ	81349	M38527-1-02N	MOUNTING PAD	5
42	XADZZ	53101	521	SPACER	22
43	XADZZ	53101	522	SPACER	22
44	XADZZ	53101	523	SPACER	22

END OF FIGURE



PREFIX ALL REFERENCE DESIGNATIONS WITH A1

REF DESIG	INDEX NO.	REF DESIG	INDEX NO.	REF DESIG	INDEX NO.	REF DESIG	INDEX NO.	REF DESIG	INDEX NO.
AR1	1	C5	6	Q1	11	R6	18	R13	23
CR1	2	C6	4	Q2	12	R7	19	TS1	24
CR2	3	C7	6	R1	13	R8	19	VR1	25
C1	4	C8	7	R2	14	R9	20	VR2	26
C2	5	C9	8	R3	15	R10	21		
C3	5	C10	9	R4	16	R11	22		
C4	4	P1	10	R5	17	R12	13		



EL9TX(

Figure 10. Power Conditioner-CCA

(1) ITEM NO	(2) SMR CODE	(3) FSCM	(4) PART NUMBER	(5) DESCRIPTION AND USABLE ON CODE (UOC)	(6) QTY
GROUP 020302 POWER CONDITIONER-CCA					
FIGURE 10					
1	XADZZ	07263	747HMQB	MICROCIRCUIT	1
2	XADZZ	81349	JAN1N5416	SEMICONDUCTOR DVC	1
3	XADZZ	81349	JAN1N4150	SEMICONDUCTOR DVC	1
4	XADZZ	72982	RPE121X7R104K50V	CAPACITOR, FIXED	3
5	XADZZ	81349	M39006-22-0351	CAPACITOR, FIXED	2
6	XADZZ	51406	RPE110X7R103K50V	CAPACITOR, FIXED	2
7	XADZZ	81349	M39003-01-2286	CAPACITOR, FIXED	1
8	XADZZ	81349	M39003-01-3076	CAPACITOR, FXD, ELEC	1
9	XADZZ	81349	M39003-01-2368	CAPACITOR, FIXED	1
10	XADZZ	81349	M24308-24-32	CONNECTOR, RCPT	1
11	XADZZ	04713	2N6191	TRANSISTOR	1
12	XADZZ	81349	JAN2N2222A	TRANSISTOR	1
13	XADZZ	813449	RCR07G121JS	RESISTOR, FIXED, COMP	2
14	XADZZ	81349	RCR07G821JS	RESISTOR, FIXED, COMP	1
15	XADZZ	81349	RCR32G111JS	RESISTOR, FIXED, COMP	1
16	XADZZ	81349	RCR07G101JS	RESISTOR, FIXED, COMP	1
17	XADZZ	81349	RLR07C1802GM	RESISTOR, FIXED	1
18	XADZZ	81349	RCR07G433JS	RESISTOR, FXD, CMPNT	1
19	XADZZ	81349	RLR07C1001GM	RESISTOR, FIXED	2
20	XADZZ	813449	RCR07G203JS	RESISTOR, FXD, CMPNT	1
21	XADZZ	81349	RCR07G243JS	RESISTOR, FXD, CMPNT	1
22	XADZZ	81349	RCR07G681JS	RESISTOR, FXD, CMPNT	1
23	XADZZ	81349	RLR07C2002GM	RESISTOR, FXD, CMPNT	2
24	XADZZ	03508	V39ZXR1261	ARRESTOR	1
25	XADZZ	813449	JAN1N4970	SEMICONDUCTOR DVC	1
26	XADZZ	81349	JAN1N749A	SEMICONDUCT, DIO	1
27	XADZZ	53101	521	SPACER	20
28	XADZZ	53101	522	SPACER	20
29	XADZZ	53101	523	SPACER	20
30	XADZZ	96906	MS51957-15	SCREW, MACHINE	2
31	XADZZ	80205	NAS620C4L	WASHER, FLAT	6
32	XADZZ	96906	MS21043-04	NUT, SELF-LOCKING	4
33	XADZZ	81349	M24308-26-1	JACKSOCKET, ELEC	2
34	XADZZ	81349	M38527-2-05D	MOUNTING PAD, ELEC	1
35	XADZZ	81349	M38527-1-02N	MOUNTING PAD	1

END OF FIGURE

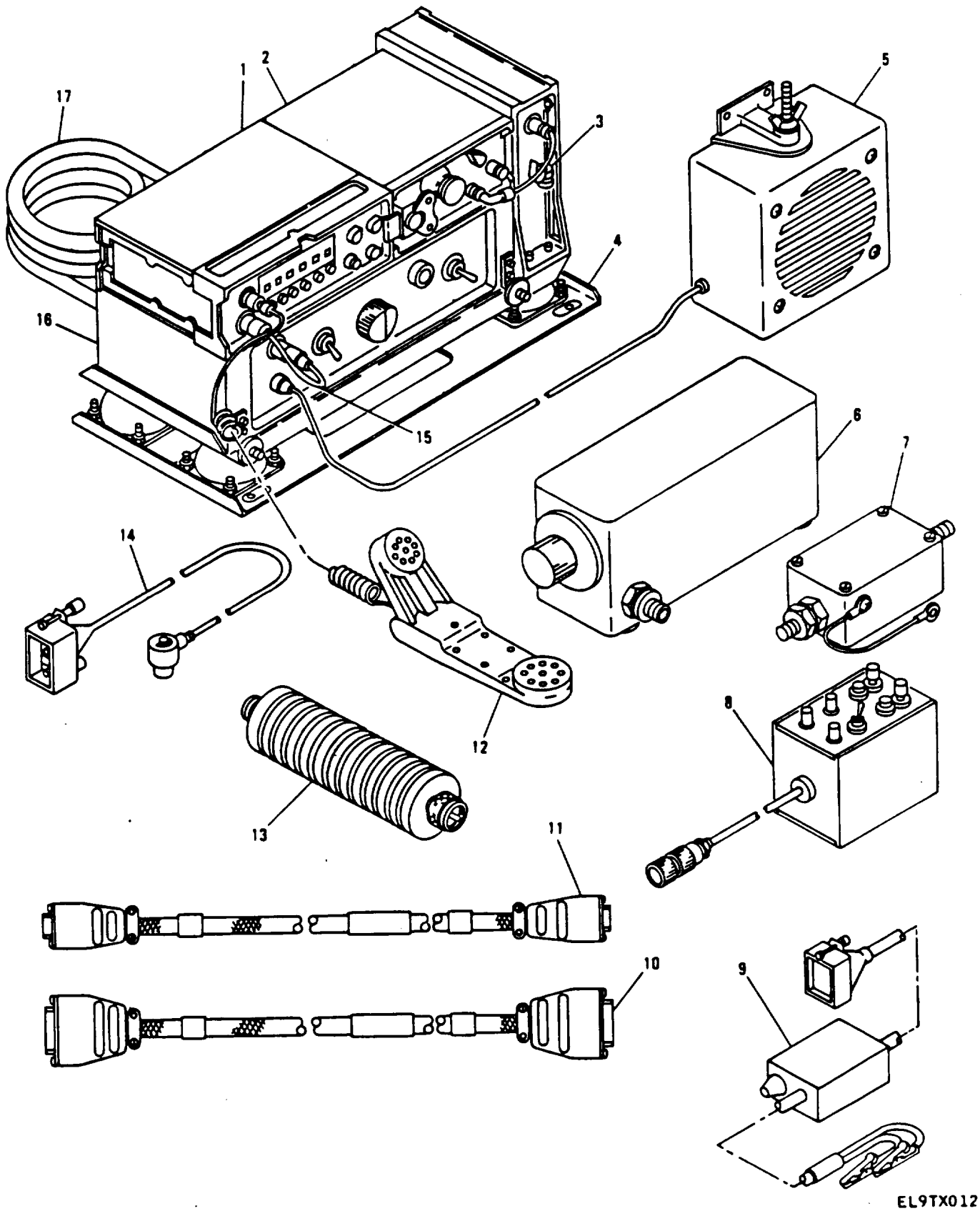


Figure 11. Special Tools and Test Measurement and Diagnostic Equipment List

EL9TX012

(1) ITEM NO	(2) SMR CODE	(3) FSCM	(4) PART NUMBER	(5) DESCRIPTION AND USABLE ON CODE (UOC)	(6) QTY
-------------------	--------------------	-------------	-----------------------	---	------------

GROUP 40 SPECIAL TOOLS LIST

FIGURE 11

1	PEHDD	80058	RT-1209/URC	RCVR-XMTR	
2	PEHDD	80058	AM-6874/PRC-104	AMPLIFIER,RAD-FREQ	
3	PEHZZ	87990	755002B9017	CABLE ASSEMBLY,RAD	
4	PEHHH	80058	MT-6234/GRC-213	MOUNTING BASE,ELEC	
5	PEHZZ	80058	LS-454/U	LOUDSPEAKER,PERM	
6	PEHZZ	87990	755002B9497	ATTENUATOR,STEP	
7	PEHZZ	87990	755002B9410	ADAPTER,WHIP	
8	PEHZZ	87990	755002B9400	ADAPTER AUDIO INPUT	
9	PEHZZ	87990	755002A1255	CABLE POWER BENCH	
10	PEHZZ	87990	755002B9432	CABLE,EXTENDER	
11	PEHZZ	87990	755002B9431	CABLE,EXTENDER,PWR	
12	PEHZZ	80058	H250A/U	HANDSET	
13	PEHZZ	87990	755002B9496	ATTENUATOR,COAXIAL	
14	PEHZZ	87990	755002B9019	CABLE ASSEMBLY,PWR	
15	PEHZZ	87990	755002B9018	CABLE ASSY AUDIO	
16	PEHDD	80058	AM-7152/GRC-213	AMPLIFIER,PWR-SPLY	
17	PEHZZ	80058	CX4720VRC10FT	CABLE ASSEMBLY,PWR	

END OF FIGURE

NATIONAL STOCK NUMBER AND PART NUMBER INDEX

STOCK NUMBER	NATIONAL STOCK NUMBER INDEX		STOCK NUMBER	FIG. ITEM	
	FIG.	ITEM		FIG.	ITEM
5965-00-043-3463	2	7	5820-01-069-2638	11	1
	11	12	5935-01-069-6051	4	8
5310-00-054-0041	4	4	5935-01-069-6794	5	3
	6	11	5820-01-069-9405	3	11
	8	3	5820-01-069-9406	3	13
5305-00-054-6652	8	2	5305-01-070-1098	4	3
5920-00-059-3544	3	9	5925-01-073-0851	6	13
5985-00-106-6130	2	20	6135-01-080-2886	2	11
5940-00-113-9828	6	6	6135-01-092-4807	2	6
5985-00-243-4127	2	5	5820-01-127-5855	1	5
5920-00-296-1677	5	17		11	16
5340-00-327-4820	6	9	5820-01-133-3973	11	4
5935-00-351-6135	5	2	5365-01-137-9309	4	5
5935-00-439-3748	6	5	5930-01-141-5368	6	2
6210-00-542-6393	6	14	5820-01-141-7953	1	4
5365-00-632-3102	6	8	5820-01-197-8865	5	1
5985-00-646-2365	2	4	5820-01-197-8926	8	4
5310-00-723-9676	6	7	5820-01-197-8927	8	6
5935-00-739-2242	2	15	5820-01-197-8928	5	19
6240-00-763-7744	6	15	5995-01-213-5188	1	2
5995-00-823-2726	11	17		11	3
5965-00-876-2375	1	1	5820-01-214-8802	2	19
	11	5	5995-01-219-9441	1	6
5930-00-913-3641	6	1		11	15
5310-00-924-5968	6	17	5995-01-219-9516	1	3
5355-00-959-3161	3	2		11	14
	4	11			
5355-00-994-3435	6	16			
6135-01-036-3495	2	12			
6140-01-063-3918	2	13			
5820-01-065-4442	2	16			
5820-01-065-4443	4	9			
5820-01-065-4458	4	10			
5820-01-065-4459	2	14			
5820-01-065-5044	2	9			
	11	2			
5820-01-065-8131	11	9			
5999-01-065-9005	4	15			
5999-01-065-9006	4	14			
5999-01-065-9007	3	1			
5999-01-065-9010	3	8			
5999-01-065-9011	3	6			
5999-01-066-1351	3	4			
5999-01-066-1352	3	10			
5820-01-067-4939	3	12			
5805-01-067-5388	2	17			
5305-01-068-6310	5	6			
	6	12			
	8	5			
5820-01-069-2638	2	10			

NATIONAL STOCK NUMBER AND PART NUMBER INDEX

FSCM	PART NUMBER	PART NUMBER INDEX		FIG.	ITEM
		STOCK NUMBER			
80058	AB-129/PR	5985-00-243-4127		2	5
80058	AM-6874/PRC-104	5820-01-065-5044		2	9
				11	2
80058	AM-7152/GRC-213	5820-01-127-5855		1	5
				11	16
80058	AN/PRC-104A	5820-01-141-7953		1	4
80058	ANGRA50			2	18
81349	AN960C6L			5	13
81349	AN960C8L			5	44
80058	AS2259GR	5985-00-106-6130		2	2
80058	AT-271A/PRC	5985-00-646-2365		2	4
80058	BA-5590/U	6135-01-036-3495		2	12
80058	BB-590/U	6140-01-063-3918		2	13
80058	CX4720VRC10FT	5995-00-823-2726		11	17
08524	D792103	5305-01-070-1098		4	3
08524	D792105	5305-01-068-6310		5	6
				6	12
				8	5
81349	F03A125V30AS	5920-00-296-1677		5	17
24444	GZ25028A			5	24
80058	H250A/U	5965-00-043-3463		2	7
				11	12
81349	JAN1N4150			7	3
				9	2
				10	3
81349	JAN1N4970			10	25
81349	JAN1N5416			7	2
				10	2
81349	JAN1N746A			7	66
81349	JAN1N749A			7	65
				10	26
81349	JAN1N753A			7	67
81349	JAN1N973B			7	64
81349	JAN2N1485			7	23
81349	JAN2N2222A			7	25
				9	17
				10	12
81349	JAN2N2907A			7	24
				9	18
81349	JAN2N3055			7	27
81349	JAN2N3740			7	26
81349	JAN2N3792			7	22
81349	JAN2N6277			5	32
01121	JS1P044P103UA			6	3
91836	KC-89-177	5935-01-069-6051		4	8
80058	LS-454/U	5965-00-876-2375		11	5
81349	MIL-L-12632/4	5965-00-876-2375		1	1
96906	MS14108-3			5	50
96906	MS16562-223			5	48
96906	MS16995-26			5	52
96906	MS16996-12			5	42

NATIONAL STOCK NUMBER AND PART NUMBER INDEX

FSCM	PART NUMBER	PART NUMBER INDEX		FIG.	ITEM
		STOCK NUMBER			
96906	MS21043-04			9	39
				10	32
96906	MS21209C0415L			5	45
		5340-00-327-4820		6	9
96906	MS21209C0615L			5	34
96906	MS21209C0820L			5	7
96906	MS21209F1-20L			5	41
96906	MS24693C29			5	18
96906	MS25036-148	5940-00-113-9828		6	6
96906	MS25041-2	6210-00-542-6393		6	14
96906	MS25081-4	5310-00-924-5968		6	17
96906	MS25237-387	6240-00-763-7744		6	15
96906	MS35338-135			7	75
96906	MS35338-136			5	14
				7	83
96906	MS35431-3			5	40
96906	MS35431-5			5	29
96906	MS35649-264			5	28
96906	MS51957-15			9	40
				10	30
96906	MS51957-16			5	30
96906	MS51957-19			5	22
96906	MS51957-21			5	23
				7	73
96906	MS51957-28			5	15
				7	79
		5305-00-054-6652		8	2
96906	MS51957-29			7	77
96906	MS75089-1			9	15
96906	MS90310-221	5930-00-913-3641		6	1
96906	MS91528-0E1B			3	3
96906	MS91528-0K1B	5355-00-959-3161		3	2
				4	11
96906	MS91528-1E2B	5355-00-994-3435		6	16
80058	MT-6234/GRC-213	5820-01-133-3973		11	4
81349	M21346-3-14			5	16
81349	M24308-1-2			5	9
81349	M24308-1-3	5935-00-351-6135		5	2
81349	M24308-24-32			10	10
81349	M24308-24-33			9	16
81349	M24308-25-1	5935-01-069-6794		5	3
81349	M24308-26-1			9	37
				10	33
81349	M24308-3-3	5935-00-439-3748		6	5
81349	M27/2-01			5	27
81349	M38510-10901BPB			9	36
81349	M38510/10101BGC			7	1
				9	1
18324	M38510/7812BYC			7	62
81349	M38527-1-02N			7	69
				9	41

NATIONAL STOCK NUMBER AND PART NUMBER INDEX

FSCM	PART NUMBER	PART NUMBER INDEX		FIG.	ITEM
		STOCK NUMBER			
81349	M38527-1-02N			10	35
81349	M38527-2-05D			10	34
81349	M39003-01-2257			7	5
81349	M39003-01-2280			7	13
				9	3
81349	M39003-01-2283			7	10
81349	M39003-01-2286			7	7
				9	11
				10	7
81349	M39003-01-2368			9	10
				10	9
81349	M39003-01-2962			7	17
81349	M39003-01-2964			7	8
				9	4
81349	M39003-01-3009			7	16
81349	M39003-01-3070			7	18
81349	M39003-01-3076			7	6
				10	8
81349	M39003/01-3079			9	7
81349	M39006-22-0351			9	6
				10	5
81349	M39014-02-1230			9	8
81349	M39016/6-109P			9	13
81349	M39018-03-1142M			5	10
81349	M39019-01-236	5925-01-073-0851		6	13
81349	M5423-16-01	5930-01-141-5368		6	2
80205	NAS43DD0-12			7	81
80205	NAS43DD0-16	5365-00-632-3102		6	8
80205	NAS43DD0-28			7	80
80205	NAS43DD0-32			5	20
80205	NAS620C10L			5	53
80205	NAS620C4L			5	21
		5310-00-723-9676		6	7
				7	74
				9	38
				10	31
80205	NAS620C6L	5310-00-054-0041		4	4
				5	25
				6	11
				7	82
				8	3
80205	NAS671C4			7	76
80205	NAS671C6			7	84
81349	RCR05G100JS			9	24
81349	RCR05G102JS			7	41
				9	34
81349	RCR05G103JS			7	37
				9	32
81349	RCR05G104JS			7	43
				9	26
81349	RCR05G105JS			7	36

NATIONAL STOCK NUMBER AND PART NUMBER INDEX

FSCM	PART NUMBER	PART NUMBER INDEX		FIG.	ITEM
		STOCK NUMBER			
81349	RCR05G121JS			7	33
81349	RCR05G122JS			9	21
81349	RCR05G153JS			9	22
81349	RCR05G163JS			7	57
				9	20
81349	RCR05G181JS			7	35
81349	RCR05G203JS			7	46
				9	27
81349	RCR05G204JS			7	38
81349	RCR05G222JS			9	35
81349	RCR05G273JS			7	47
81349	RCR05G274JS			7	40
81349	RCR05G303JS			7	56
81349	RCR05G330JS			7	34
81349	RCR05G332JS			7	52
81349	RCR05G431JS			7	45
81349	RCR05G471JS			7	51
81349	RCR05G472JS			9	29
81349	RCR05G473JS			7	48
				9	33
81349	RCR05G512JS			7	39
81349	RCR05G513JS			9	25
81349	RCR05G514JS			7	42
81349	RCR05G621JS			7	55
				9	19
81349	RCR05G622JS			7	59
81349	RCR05G680JS			7	54
81349	RCR05G682JS			7	53
81349	RCR05G683JS			7	44
81349	RCR05G913JS			7	50
81349	RCR05G914JS			7	49
81349	RCR07G100JS			7	30
81349	RCR07G101JS			10	16
81349	RCR07G102JS			7	60
81349	RCR07G121JS			10	13
81349	RCR07G124JS			7	58
81349	RCR07G201JS			7	31
81349	RCR07G203JS			10	20
81349	RCR07G243JS			10	21
81349	RCR07G433JS			10	18
81349	RCR07G511JS			7	29
81349	RCR07G621JS			7	28
81349	RCR07G681JS			10	22
81349	RCR07G821JS			10	14
81349	RCR20G121JS			7	32
81349	RCR32G111JS			10	15
81349	RJR26FX103M			9	23
81349	RLR07C1001GM			10	19
81349	RLR07C1802GM			10	17
81349	RLR07C2002GM			10	23
81349	RNC55H1331FS			9	30

NATIONAL STOCK NUMBER AND PART NUMBER INDEX

FSCM	PART NUMBER	PART NUMBER INDEX		FIG.	ITEM
		STOCK NUMBER			
81349	RNC55H1690FS			9	28
81349	RNC55H84R5FS			9	31
51406	RPE110X7R103K50V			9	9
				10	6
72982	RPE110X7R222K50V			7	19
				9	5
72982	RPE111C0G0102J20 0V			7	11
87990	RPE113C0G0272J20 0V			7	12
72982	RPE113X7R224M50V			7	15
72982	RPE121X7R104K50V			7	14
				10	4
72982	RPE121X7R473K50V			7	9
80058	RT-1209/URC	5820-01-069-2638		2	10
				11	1
81349	RWR80S1R00FM			7	61
52648	SL622CB			7	63
80063	SM-A-911309-6			5	12
58794	ST1060-6			7	78
80058	UG-349A/U	5935-00-739-2242		2	15
03508	V39ZXR1261			10	24
56289	137D227X9035T2			7	4
51506	15090-062-130-N			5	31
18565	19-04-5955-1250			4	2
81337	2-2-313			2	1
81337	2-2-344			2	3
81337	2-3-290			2	22
81337	2-3-291			2	2
04713	2N6191			10	11
00779	205737-2			7	21
05276	2249-C-22			2	8
75915	276002	5920-00-059-3544		3	9
56878	38031-94C-3B-A28 6			4	7
56878	38031-94C-5B-A28 6			4	12
13636	43-9507-01-901			5	43
24995	431-6379	5820-01-214-8802		2	19
11532	432-7241			7	20
53101	518			7	70
53101	521			7	85
				9	42
				10	27
53101	522			7	86
				9	43
				10	28
53101	523			7	87
				9	44
				10	29
02114	56-590-65/3B			9	12

NATIONAL STOCK NUMBER AND PART NUMBER INDEX

FSCM	PART NUMBER	PART NUMBER INDEX		FIG.	ITEM
		STOCK NUMBER			
71279	572-4810-01-05-1 6			5	37
18565	60-11-4305-1671			5	33
				7	72
18565	60-11-4353-1671			7	68
07263	747HMQB			10	1
22558	7518-39			9	14
87990	755002A0055-2			4	13
87990	755002A0155			3	5
87990	755002A0157			3	7
87990	755002A0163-1	5820-01-069-9405		3	11
87990	755002A0163-2	5820-01-067-4939		3	12
87990	755002A0163-3	5820-01-069-9406		3	13
87990	755002A0220	5999-01-066-1352		3	10
87990	755002A0270	5999-01-066-1351		3	4
87990	755002A0320	5999-01-065-9011		3	6
87990	755002A0350	5999-01-065-9010		3	8
87990	755002A0440	5999-01-065-9007		3	1
87990	755002A0493	5365-01-137-9309		4	5
87990	755002A0514	5820-01-065-4458		4	10
87990	755002A0555			4	6
87990	755002A0557			4	1
87990	755002A0566	5820-01-065-4443		4	9
87990	755002A0650	5999-01-065-9006		4	14
87990	755002A0750	5999-01-065-9005		4	15
87990	755002A0900	5820-01-065-4459		2	14
87990	755002A1000	5805-01-067-5388		2	17
87990	755002A1255	5820-01-065-8131		11	9
87990	755002A1260	5820-01-065-4442		2	16
87990	755002B9017	5995-01-213-5188		1	2
				11	3
87990	755002B9018	5995-01-219-9441		1	6
				11	15
87990	755002B9019	5995-01-219-9516		1	3
				11	14
87990	755002B9020			2	21
87990	755002B9104			5	47
87990	755002B9106			5	54
87990	755002B9107			5	51
87990	755002B9108			5	49
87990	755002B9109			5	11
87990	755002B9111			5	5
87990	755002B9114			5	26
8X321	755002B9115-1			5	4
87990	755002B9120			5	35
87990	755002B9130			5	36
87990	755002B9140			5	38
87990	755002B9150			5	39
87990	755002B9160			5	8
87990	755002B9167			8	1
87990	755002B9170	5820-01-197-8926		8	4

NATIONAL STOCK NUMBER AND PART NUMBER INDEX

FSCM	PART NUMBER	PART NUMBER INDEX		FIG.	ITEM
		STOCK NUMBER			
87990	755002B9180	5820-01-197-8927		8	6
87990	755002B9190	5820-01-197-8928		5	19
87990	755002B9200	5820-01-197-8865		5	1
87990	755002B9205			6	4
87990	755002B9206-1			6	18
87990	755002B9207			6	10
87990	755002B9210			6	19
87990	755002B9400			11	8
87990	755002B9410			11	7
87990	755002B9431			11	11
87990	755002B9432			11	10
87990	755002B9496			11	13
87990	755002B9497			11	6
13103	7717-11N WHITE			7	71
87990	79A5029A0000	6135-01-080-2886		2	11
01365	79A5029A0050	6135-01-092-4807		2	6

RECOMMENDED CHANGES TO EQUIPMENT TECHNICAL PUBLICATIONS



THEN... JOT DOWN THE DOPE ABOUT IT ON THIS FORM. CAREFULLY TEAR IT OUT. FOLD IT AND DROP IT IN THE MAIL!

SOMETHING WRONG WITH THIS PUBLICATION?

FROM (PRINT YOUR UNIT'S COMPLETE ADDRESS)
 Commander
 Stateside Army Depot
 ATTN: AMSTA-US
 Stateside, N.J. 07703-5007

DATE SENT
 10 July 1975

PUBLICATION NUMBER
 TM 11-5840-340-20P

PUBLICATION DATE
 23 Jan 78

PUBLICATION TITLE
 Radar Set AN/PRC-76

BE EXACT PIN-POINT WHERE IT IS

PAGE NO	PARA-GRAPH	FIGURE NO	TABLE NO
33			
44		19	
45			

IN THIS SPACE TELL WHAT IS WRONG AND WHAT SHOULD BE DONE ABOUT IT:

For item 2, change the NSN to read: 5835-00-134-9186.
Reason: Accuracy.

Identify the cover on the junction box (item no. 5).
Reason: It is a separate item and is not called out on figure 19.

Add the cover of the junction box as an item in the listing for figure 19.
Reason: Same as above

SAMPLE

PRINTED NAME GRADE OR TITLE AND TELEPHONE NUMBER
 SSG I. M. DeSpirit of 999-1776

SIGN HERE

FILL IN YOUR
UNIT'S ADDRESS

FOLD BACK

DEPARTMENT OF THE ARMY

OFFICIAL BUSINESS

SAMPLE

Commander
US Army Communications-Electronics Command
and Fort Monmouth
ATTN: AMSEL-ME-MP
Fort Monmouth, New Jersey 07703-5007

TEAR ALONG PERFORATED LINE

FILL IN YOUR
UNIT'S ADDRESS

FOLD BACK

DEPARTMENT OF THE ARMY

OFFICIAL BUSINESS

Commander
US Army Communications-Electronics Command
and Fort Monmouth
ATTN: AMSEL-ME-MP
Fort Monmouth, New Jersey 07703-5007

TEAR ALONG PERFORATED LINE

RECOMMENDED CHANGES TO EQUIPMENT TECHNICAL PUBLICATIONS



SOMETHING WRONG WITH THIS PUBLICATION?

THEN...JOT DOWN THE DOPE ABOUT IT ON THIS FORM. CAREFULLY TEAR IT OUT, FOLD IT AND DROP IT IN THE MAIL.

FROM: (PRINT YOUR UNIT'S COMPLETE ADDRESS)

DATE SENT

PUBLICATION NUMBER

TM 11-5820-923-34P

PUBLICATION DATE

1 March 1987

PUBLICATION TITLE

Radio Set AN/GRC-213

BE EXACT PIN-POINT WHERE IT IS

PAGE NO.

PARA-GRAPH

FIGURE NO.

TABLE NO.

IN THIS SPACE TELL WHAT IS WRONG AND WHAT SHOULD BE DONE ABOUT IT:

TEAR ALONG CUT HERE

PRINTED NAME GRADE OR TITLE AND TELEPHONE NUMBER

SIGN HERE

DA FORM 2028-2
1 JUL 78

PREVIOUS EDITIONS ARE OBSOLETE

P.S.--IF YOUR OUTFIT WANTS TO KNOW ABOUT YOUR RECOMMENDATION MAKE A CARBON COPE OF THIS AND GIVE IT TO YOUR HEADQUARTERS.

FILL IN YOUR
UNIT'S ADDRESS

FOLD BACK


DEPARTMENT OF THE ARMY

OFFICIAL BUSINESS

Commander
US Army Communications-Electronics Command
and Fort Monmouth
ATTN: AMSEL-ME-MP
Fort Monmouth, New Jersey 07703-5007

TEAR ALONG PERFORATED LINE

RECOMMENDED CHANGES TO EQUIPMENT TECHNICAL PUBLICATIONS



THEN...JOT DOWN THE DOPE ABOUT IT ON THIS FORM. CAREFULLY TEAR IT OUT, FOLD IT AND DROP IT IN THE MAIL.

SOMETHING WRONG WITH THIS PUBLICATION?

FROM: (PRINT YOUR UNIT'S COMPLETE ADDRESS)

DATE SENT

PUBLICATION NUMBER

TM 11-5820-923-34P

PUBLICATION DATE

1 March 1987

PUBLICATION TITLE

Radio Set AN/GRC-213

BE EXACT PIN-POINT WHERE IT IS

PAGE NO.

PARA-GRAPH

FIGURE NO.

TABLE NO.

IN THIS SPACE TELL WHAT IS WRONG AND WHAT SHOULD BE DONE ABOUT IT:

TEAR ALONG

TEAR ALONG

PRINTED NAME GRADE OR TITLE AND TELEPHONE NUMBER

SIGN HERE

FILL IN YOUR
UNIT'S ADDRESS

FOLD BACK

DEPARTMENT OF THE ARMY

OFFICIAL BUSINESS

Commander
US Army Communications-Electronics Command
and Fort Monmouth
ATTN: AMSEL-ME-MP
Fort Monmouth, New Jersey 07703-5007

TEAR ALONG PERFORATED LINE

By Order of the Secretary of the Army:

JOHN A. WICKHAM, JR.
General, United States Army
Chief of Staff

Official:

R.L. DILWORTH
Brigadier General, United States Army
The Adjutant General

DISTRIBUTION:

To be distributed in accordance with DA Form 12-51 Literature requirements for AN/GRC-213.

U.S. GOVERNMENT PRINTING OFFICE: 1994 - 160-965

