

5/8" TO TRIM

TM 11-5410-206-14P

TECHNICAL MANUAL



7/8" P BIND

OPERATOR'S, ORGANIZATIONAL, DIRECT SUPPORT, AND GENERAL
SUPPORT MAINTENANCE REPAIR PARTS AND SPECIAL TOOLS LIST
(INCLUDING DEPOT MAINTENANCE REPAIR PARTS AND SPECIAL TOOLS)

**SHELTER,
ELECTRICAL EQUIPMENT
S-141/G AND S-141B/G**

PROPERTY OF TECHNICAL LIBRARY.
MUST BE RETURNED

HEADQUARTERS DEPARTMENT OF THE ARMY

OCTOBER 1973

copy 2/2

381-302--3106-COVER 1, C2-3 BLANK

TECHNICAL MANUAL }
No. 11-5410-206-14P }

HEADQUARTERS
DEPARTMENT OF THE ARMY
WASHINGTON, D.C., 12 October 1973

**OPERATOR'S, ORGANIZATIONAL, DIRECT SUPPORT, AND GENERAL
SUPPORT MAINTENANCE REPAIR PARTS AND SPECIAL TOOLS LIST
(INCLUDING DEPOT MAINTENANCE REPAIR PARTS AND SPECIAL TOOLS)**

SHELTER, ELECTRICAL EQUIPMENT S-141/G AND S-141B/G

Current as of 29 January 1973

	Paragraph	Page
SECTION I. Introduction		
Scope	1-1	1-1
General	1-2	1-1
Explanation of columns	1-3	1-1
Special information	1-4	1-2
Location of repair parts	1-5	1-4
Abbreviations (not applicable)	1-6	1-4
Federal supply code for manufacturers	1-7	1-4
Recommendations for maintenance publication improvements	1-8	1-4
II. Basic Issue Items		2-1
III. Repair Parts for Organizational Maintenance		3-1
IV. Special Tools, Test, and Support Equipment for Organizational Maintenance (NOT APPLICABLE)		
V. Repair Parts for Direct Support, General Support, and Depot Maintenance		5-1
VI. Special Tools, Test, and Support Equipment for Direct Support, General Support, and Depot Maintenance (NOT APPLICABLE)		
VII. Index-Federal Stock Number and Reference Number Cross-Reference to Figure and Item Number or Reference Designation		7-1
VIII. Index-Reference Designation Cross-Reference to Page Number		8-1
APPENDIX A. Maintenance Allocation		A-1

*This manual supersedes TM 11-5410-206-12P, 9 November 1964, TM 11-5410-206-35P, 6 November 1964.

HEADQUARTERS
DEPARTMENT OF THE ARMY
WASHINGTON, D. C. 20315

Form 10-11-54-22-10
10-11-54-22-10

DEPARTMENT OF THE ARMY
HEADQUARTERS
WASHINGTON, D. C. 20315

STANDARD ELECTRICAL EQUIPMENT 2-1410 AND 2-1415

(Approved 12 January 1953)

Form 10-11-54-22-10

Item No.	Description	Quantity	Remarks
1
2
3
4
5
6
7
8
9
10
11
12
13
14
15
16
17
18
19
20
21
22
23
24
25
26
27
28
29
30
31
32
33
34
35
36
37
38
39
40
41
42
43
44
45
46
47
48
49
50

SECTION I

INTRODUCTION

1-1. Scope

This manual lists basic issue items and repair parts required for the performance of operator, organizational, direct support, general support, and depot maintenance of the S-141/G and S-141B/G.

1-2. General

This Basic Issue Items and Repair Parts List is divided into the following sections:

a. Basic Issue Items—Section II. A list of items which accompany the S-141/G and S-141B/G and are required by the operator/crew for installation, operation, or maintenance.

b. Repair Parts for Organizational Maintenance—Section III. A list of repair parts authorized for the performance of maintenance at the organizational level.

c. Special Tools, Test, and Support Equipment for Organizational Maintenance—Section IV. Not applicable.

d. Repair Parts for Direct Support, General Support, and Depot Maintenance—Section V. A list of repair parts authorized for the performance of maintenance at the direct support, general support, and depot level.

e. Special Tools, Test, and Support Equipment for Direct Support, General Support, and Depot Maintenance—Section VI. Not applicable.

f. Index-Federal Stock Number and Reference Number Cross-Reference to Figure and Item Number or Reference Designation—Section VII. A list of Federal stock numbers in ascending numerical sequence, followed by a list of reference numbers appearing in ascending alphanumeric sequence, cross-referenced to the illustration figure number and item number or reference designation.

g. Index-Reference Designation Cross-Reference to Page Number—Section VIII. A list of reference designations cross-referenced to page numbers.

1-3. Explanation of Columns

The following provides an explanation of columns in the tabular lists:

a. Source, Maintenance, and Recoverability Codes (SMR).

(1) Source code indicates the selection status and source for the listed item. Source codes are:

<i>Code</i>	<i>Explanation</i>
P	Repair parts which are stocked in or supplied from the GSA/DSA, or Army supply system and authorized for use at indicated maintenance categories.
P2	Repair parts which are procured and stocked for insurance purposes because the combat or military essentiality of the end item dictates that a minimum quantity be available in the supply system.
P9	Assigned to items which are NSA design controlled: unique repair parts, special tools, test, measuring and diagnostic equipment, which are stocked and supplied by the Army COMSEC logistic system, and which are not subject to the provisions of AR 380-41.
P10	Assigned to items which are NSA design controlled: special tools, test, measuring and diagnostic equipment for COMSEC support, which are accountable under the provisions of AR 380-41, and which are stocked and supplied by the Army COMSEC logistic system.
M	Repair parts which are not procured or stocked, but are to be manufactured in indicated maintenance levels.
A	Assemblies which are not procured or stocked as such, but are made up of two or more units. Such component units carry individual stock numbers and descriptions, are procured and stocked separately and can be assembled to form the required assembly at indicated maintenance categories.
X	Parts and assemblies which are not procured or stocked and the mortality of which normally is below that of the applicable end item or component. The failure of such part or assembly should

Code	Explanation
	result in retirement of the end item from the supply system.
X1	Repair parts which are not procured or stocked. The requirement for such items will be filled by use of the next higher assembly or component.
X2	Repair parts which are not stocked. The indicated maintenance category requiring such repair parts will attempt to obtain same through cannibalization. Where such repair parts are not obtainable through cannibalization, requirements will be requisitioned, with accompanying justification, through normal supply channels.
G	Major assemblies that are procured with PEMA funds for initial issue only as exchange assemblies at DSU and GSU level. These assemblies will not be stocked above DS and GS level or returned to depot supply level.

(2) Maintenance code indicates the lowest category of maintenance authorized to install the listed item. The maintenance level codes are:

Code	Explanation
C	Operator/Crew
O	Organizational maintenance
F	Direct support maintenance
H	General support maintenance
D	Depot maintenance

(3) Recoverability code indicates whether unserviceable items should be returned for recovery or salvage. Items not coded are expendable. Recoverability codes are:

Code	Explanation
R	Repair parts and assemblies that are economically reparable at DSU and GSU activities and normally are furnished by supply on an exchange basis.
S	Repair parts and assemblies which are economically reparable at DSU and GSU activities and which normally are furnished by supply on an exchange basis. When items are determined by GSU to be uneconomically reparable, they will be evacuated to a depot for evaluation and analysis before final disposition.
T	High dollar value recoverable repair parts which are subject to special handling and are issued

Code	Explanation
	on an exchange basis. Such repair parts normally are repaired or overhauled at depot maintenance activities.
U	Repair parts specifically selected for salvage by reclamation units because of precious metal content, critical materials, or high dollar value reusable castings or castings.

b. *Federal Stock Number.* Indicates the Federal stock number assigned to the item and will be used for requisitioning purposes.

c. *Description.* Indicates the Federal item name and any additional description of the item required. A part number or other reference number is followed by the applicable five-digit Federal supply code for manufacturers in parentheses.

d. *Unit of Measure (U/M).* A two character alphabetic abbreviation indicating the amount or quantity of the item upon which the allowances are based, e.g., ft, ea, pr, etc.

e. *Quantity Incorporated in Unit.* Indicates the quantity of the item used in the S-141/G and S-141B/G. Subsequent appearances of the same item in the same assembly are indicated by the letters "REF."

f. *Quantity Furnished with Equipment (Basic Issue Items Only).* Not used.

g. *Allowances (15-Day Organizational Maintenance, 30-Day DS/GS Maintenance, 1 year Per Equipment (Contingency), and Depot Maintenance).* Items authorized for requisition as required are identified by an asterisk in the allowance column.

h. *Illustrations.*

(1) *Figure number.* Indicates the figure number of the illustration in which the item is shown.

(2) *Item number or reference designation.* Indicates the item number or reference designation used to identify the item in the illustration.

1-4. Special Information

a. Parts which require manufacture or assembly at a category higher than that authorized for installation will indicate in the source column the higher category (i.e., MD).

b. The following is a list of groups appearing in the repair parts list:

Shelter, Electrical Equipment S-141/G

Group	Contractor	Order Number	Identity feature
		6500-709	Craig 1559
I	Radio Engr Prod	DA-36-039-SC-68054	
II	Sig C, Fort Huachuca	DA-36-039-SC-68128	Craig 1482
	Sig C, Fort Huachuca	DA-36-039-SC-68056	Craig 1458
III	Sig C, Fort Huachuca	DA-36-039-SC-68055	Craig 1458
	Radio Engr Prod	DA-36-039-SC-66358	Craig 1507
IV	Radio Engr Prod	5000-1525	Craig 1480
V	Radio Engr Prod	DA-36-039-SC-66358	Craig 1504
VI	Sig C, Fort Monmouth	DA-36-039-SC-6640	Craig 1509
VII	Specialty Engr & Elec	1893-PH-57	Craig 1532
VIII	Gonset Division	DA-36-039-SC-78083	Craig 1669
	Sig C	DA-36-039-SC-83882	Craig 1730
IX	R. C. A.	DA-36-039-SC-67972	Craig 1689
X	Sig C, Fort Huachuca	P. O. 21487-PM-59-92	Craig 1713
	Sig C, Fort Huachuca	DA-36-039-SC-80217	Craig 1731
XI	Motorola (Calif)	DA-36-039-SC-67913	Craig 1720
XII	Gronset Division	P04602	Craig 1765
XIII	R. C. A.	DA-36-039-SC-98160	Craig 1941
XIV	Stromberg	DA-36-039-SC-81836	Craig 1770
XV	Sig C, Fort Huachuca	DA-36-039-10994-59	Craig 1840
	Sylvania	DA-36-039-SC-78807	Craig 1889
	Hughes	7-223-599-R58	Craig 1890
XVI	Collins	DA-36-039-SC-84492	Craig 1815
	Sig C, Fort Huachuca	32098-PM-60-92	Craig 1975
XVII	Sig C	DA-36-039-SC-82945	Craig 1870
XVIII	Sperry	DA-36-039-SC-77989	Craig 1810
XIX	Motorola	DA-36-039-SC-67913	Craig 1921
XX	Republic	DA-36-039-SC-74816	Craig 1969
XXI	Hughes	DA-36-039-SC-89182	Craig 1987
	Hughes	DA-36-039-SC-86638	Craig 3126
	Hughes	DA-36-039-SC-88765	Craig 3153
	Hughes	DA-36-039-SC-88765	Craig 3392
XXII	Adler	DA-36-039-SC-82326	Craig 1996
XXIII	Adler	DA-36-039-SC-82326	Craig 3112
XXIV	Adler	DA-36-039-82326	Craig 3146
XXV			Craig 3015
XXVI	Adler	DA-36-039-SC-82361	Craig 3135
	Adler	DA-91-591-EUC-1837	Craig 3222
XXVII	G. E.	DA-36-039-SC-88476	Craig 3013
XXVIII	USASSA	DA-36-039-SC-8053	Craig 3180
XXIX	Arkay	52709-PP-61	Craig 3184
	USASSA	DA-36-039-SC-84853	Craig 3359
	Lockheed	55817 (18009-PP-62)	Craig 3341
XXX	USASSA	DA-36-039-SC-86905	Craig 3443
XXXI	ITT	DA-91-591-EUC-2425	Craig 3266
XXXII	Collins	DA-36-039-SC-90070	Craig 3371
XXXIII	Gates	DA-36-039-SC-90651	Craig 3380
XXXIV	Collins	27822-T	Craig 3384
XXXV	Bendix	DA-36-039-SC-80539	Craig 3408
XXXVI	Hughes	DA-36-039-SC-89082	Craig 3413
XXXVII	Collins	DA-36-039-SC-90584	Craig 3477
XXXVIII	Adler	DA-36-039-SC-90810	
XXXIX	Twin Coach	18008-PP-62-B4-B4	
	Twin Coach	18056-P-62-B4-B4	
	Twin Coach	20830-PP-63-B4-B4	
	Twin Coach	19028-PP-62-54-54	
	Twin Coach	19029-PP-62-54-54	
	Twin Coach or De Kalb	19024-PP-62-54-54	
XL	Ortronix	8084-PP-60-B4(51)	
XLI	De Kalb	19021-PP-62-54-54	
XLII	Rep Mark I	891-PP-57-93-54	

Shelter, Electrical Equipment S-141/G

Group	Contractor	Order Number	Identity feature
XLIII XLIV XLV	Rep Mark II York Astro Corp. SDM Corp.	891-PP-57-93-54 DAAB05-69-C-0135 DAAB05-70-C-3213	

1-5. Location of Repair Parts

a. This manual contains two cross-reference indexes (sec VII and VIII) to be used to locate a repair part when either the Federal stock number, reference number (manufacturer's part number), or reference designation is known. The first column in each index is prepared in numerical or alphanumeric sequence in ascending order. Where a Federal stock number is not listed, refer to the reference number (manufacturer's part numbers) immediately following the Federal stock number.

b. When the Federal stock number or reference number is known, follow the procedures given in (1) and (2) below.

(1) Refer to the index of Federal stock numbers (sec VII) and locate the Federal stock number. The FSN is cross-referenced to the applicable figure and item number or reference designation.

(2) When the reference designation is determined, refer to the reference designation index (sec VIII). The reference designations are listed in alphanumeric ascending order and are cross-referenced to the page number on which they appear in the repair parts lists (sec III and V). Refer to the page number noted in the index and locate the reference designation in the repair parts list (col. 7b, Repair Parts for Organizational Maintenance or col. 10b, Repair parts

for Direct Support, General Support, and Depot Maintenance).

c. When the reference designation is known, follow the procedures given in b(2) above.

d. When neither the FSN reference number, nor reference designation is known, identify the part in the illustration and follow directions given in c above, or scrutinize column 3 of the repair parts lists (sec III and V).

1-6. Abbreviations

Not applicable.

1-7. Federal Supply Code for Manufacturers

The Federal supply code for manufacturer (FSCM) is used as an element in item identification to designate manufacturer, distributor, or government agency, etc. Refer to SB 708-42 for identification of FSCM's.

1-8. Recommendations for Maintenance Publication Improvements

Reporting of errors, omissions, and recommendations for improving this publication by the individual user is encouraged. Reports should be submitted on DA Form 2028 (Recommended Changes to Publications) and forwarded direct to Commander, US Army Electronics Command, ATTN: AMSEL-MA-S, Fort Monmouth, N.J. 07703.

(1) SMR CODE	(2) FEDERAL STOCK NUMBER	(3) DESCRIPTION Reference Number & Mfr Code	(4) UNIT OF MEAS	(5) QTY INC IN UNIT	(6) QTY FURN WITH EQUIP
	5410-752-9698	SHELTER, ELECTRICAL EQUIPMENT S-141/G AND S-141B/G (THIS ITEM IS NONREPENDABLE) CONSISTING OF THE FOLLOWING ITEM REQUIRED TO HAVE A COMPLETE OPERABLE EQUIPMENT.			
	4030-956-5820	PLATE AND RING ASSEMBLY, TIE DOWN: SCC90674 (80063) (2 ea)			
	5410-759-9846	WIRE ROPE ASSEMBLY: SCC36424GRL (80063) (3 ea)			
	5410-403-9535	WIRE ROPE ASSEMBLY AND LIFTING RING: SCC36424GR11 (80063) (1 ea) TECHNICAL MANUAL TM 11-5410-206-14P (1 ea) Requisition through pinpoint account number if assigned; otherwise through nearest Adjutant General facility. A quantity of one technical manual is packed with each equipment. When a valid need exists, additional copies may be requisitioned and kept on hand. NO PARTS AUTHORIZED OPERATOR/CREW NO BASIC ISSUE ITEMS ARE MOUNTED IN OR ON THE EQUIPMENT			

2-1/(2-2 blank)

381-302--3106 - (7) (8 BLANK)

SECTION III REPAIR PARTS FOR ORGANIZATIONAL MAINTENANCE

(1) SMR CODE	(2) FEDERAL STOCK NUMBER	(3) DESCRIPTION Reference Number & Mfr Code	(4) UNIT OF MEAS	(5) QTY INC IN UNIT	(6) 15-DAY ORGANIZATIONAL MAINTENANCE ALW				(7) ILLUSTRATIONS	
					(a) 1-5	(b) 6-20	(c) 21-50	(d) 51-100	(a) FIG NO.	(b) ITEM NO. OR REFERENCE DESIGNATION
	5410-752-9698	SHELTER, ELECTRICAL EQUIPMENT S-141/G AND S-141B/G (THIS ITEM IS NONEXPENDABLE) GROUP I								
P-O	4130-087-2365	FILTER, AIR CONDITIONING: 15-3/4 in w x 19-3/4 in h x 1-7/8 in. thk; P-5 (00736)	EA	1	*	*	*	*		
P-O		PADLOCK, KEY: for locking shelter; 7741/2B (14382)	EA	1	*	*	*	*		
P-C	4030-956-5820	PLATE AND RING ASSEMBLY, TIE DOWN: SCC90674 (80063)	EA	2	*	*	*	*	2	5,6
P-C	5410-759-9846	WIRE ROPE ASSEMBLY: SCC36424GRI (80063)	EA	3	*	*	*	*	2	1,2,3
P-C	5410-403-9535	WIRE ROPE ASSEMBLY AND LIFTING RING: SCC36424GR II (80063)	EA	1	*	*	*	*	2	4
		GROUP II								
P-O	4130-087-2365	FILTER, AIR CONDITIONG: 15-3/4in. w x 19-3/4 in. h x 1-7/8 in. thk; P-5 (00736)	EA	1	*	*	*	*		
P-O		PADLOCK, KEY: For locking shelter; 7741/2B (14382)	EA	1	*	*	*	*		
P-C	4030-956-5820	PLATE AND RING ASSEMBLY, TIE DOWN: SCC90674 (80063)	EA	2	*	*	*	*	2	5,6
P-C	5410-759-9846	WIRE ROPE ASSEMBLY: SCC36424GRI (80063)	EA	3	*	*	*	*	2	1,2,3
P-C	5410-403-9535	WIRE ROPE ASSEMBLY AND LIFTING RING: SCC36424GR II (80063)	EA	1	*	*	*	*	2	4
		GROUP III								
P-O	4130-087-2365	FILTER, AIR CONDITIONG: 15-3/4 in w x 19-3/4 h x 1-7/8 in. thk; P-5 (00736)	EA	1	*	*	*	*		
P-O		PADLOCK, KEY: For locking shelter; 7741/2B (14382)	EA	1	*	*	*	*		
P-C	4030-956-5820	PLATE AND RING ASSEMBLY, TIE DOWN: SCC90674 (80063)	EA	2	*	*	*	*	2	5,6
P-C	5410-759-9846	WIRE ROPE ASSEMBLY: SCC36424GRI (80063)	EA	3	*	*	*	*	2	1,2,3
P-C	5410-403-9535	WIRE ROPE ASSEMBLY AND LIFTING RING: SCC36424GR II (80063)	EA	1	*	*	*	*	2	4
		GROUP IV								
P-O		FILTER, AIR: 906 (81902)	EA	1	*	*	*	*		
P-O		PADLOCK, KEY: For locking shelter; 7741/2B (14382)	EA	1	*	*	*	*		
P-C	4030-956-5820	PLATE AND RING ASSEMBLY, TIE DOWN: SCC90674 (80063)	EA	2	*	*	*	*	2	5,6
P-C	5410-759-9846	WIRE ROPE ASSEMBLY: SCC36424GRI (80063)	EA	3	*	*	*	*	2	1,2,3
P-C	5410-403-9535	WIRE ROPE ASSEMBLY AND LIFTING RING: SCC36424GR II (80063)	EA	1	*	*	*	*	2	4
		GROUP V								
P-O	4130-087-2365	FILTER, AIR CONDITIONING: 15-3/4 in w x 19-3/4 in h x 1-7/8 in thk; P-5 (00736)	EA	1	*	*	*	*		

SECTION III REPAIR PARTS FOR ORGANIZATIONAL MAINTENANCE (CONTINUED)

(1) SMR CODE	(2) FEDERAL STOCK NUMBER	(3) DESCRIPTION Reference Number & Mfr Code	(4) UNIT OF MEAS	(5) QTY INC IN UNIT	(6) 15-DAY ORGANIZATIONAL MAINTENANCE ALW				(7) ILLUSTRATIONS	
					(a) 1-5	(b) 6-20	(c) 21-50	(d) 51-100	(a) FIG NO.	(b) ITEM NO. OR REFERENCE DESIGNATION
P-O		PADLOCK, KEY: for locking shelter; 7741/2B (14382)	EA	1	*	*	*	*		
P-C	4030-956-5820	PLATE AND RING ASSEMBLY, TIE DOWN: SCC90674 (80063)	EA	2	*	*	*	*	2	5,6
P-C	5410-759-9846	WIRE ROPE ASSEMBLY: SCC36424GRI (80063)	EA	3	*	*	*	*	2	1,2,3
P-C	5410-403-9535	WIRE ROPE ASSEMBLY AND LIFTING RING: SCC36424GRII (80063)	EA	1	*	*	*	*	2	4
GROUP VI										
P-O	4130-087-2365	FILTER, AIR CONDITIONG: 51-3/4 in w x 19-3/4 in h x 1-7/8 in thk; P-5 (00736)	EA	1	*	*	*	*		
P-O		FILTER, AIR: 906 (81902)	EA	1	*	*	*	*		
P-O		PADLOCK, KEY: for locking shelter; 7741/2B (14382)	EA	1	*	*	*	*		
P-C	4030-956-5820	PLATE AND RING ASSEMBLY, TIE DOWN: SCC90674 (80063)	EA	2	*	*	*	*	2	5,6
P-C	5410-759-9846	WIRE ROPE ASSEMBLY: SCC36424GRI (80063)	EA	3	*	*	*	*	2	1,2,3
P-C	5410-403-9535	WIRE ROPE ASSEMBLY AND LIFTING RING: SCC36424GRII (80063)	EA	1	*	*	*	*	2	4
GROUP VII										
P-O	4130-087-2365	FILTER, AIR CONDITIONING: 15-3/4 in w x 19-3/4 in h x 1-7/8 in thk; P-5 (00736)	EA	1	*	*	*	*		
P-O		PADLOCK, KEY: for locking shelter; 7741/2B (14382)	EA	1	*	*	*	*		
P-C	4030-956-5820	PLATE AND RING ASSEMBLY, TIE DOWN: SCC90674 (80063)	EA	2	*	*	*	*	2	5,6
P-C	5410-759-9846	WIRE ROPE ASSEMBLY: SCC36424GRI (80063)	EA	3	*	*	*	*	2	1,2,3
P-C	5410-403-9535	WIRE ROPE ASSEMBLY AND LIFTING RING: SCC36424GRII (80063)	EA	1	*	*	*	*	2	4
GROUP VIII										
P-O	4130-087-2365	FILTER, AIR CONDITIONING: 15-3/4 in w x 19-3/4 in h x 1-7/8 in thk; P-5 (00736)	EA	1	*	*	*	*		
P-O		PADLOCK, KEY: for locking shelter; 7741/2B (14382)	EA	1	*	*	*	*		
P-C	4030-956-5820	PLATE AND RING ASSEMBLY, TIE DOWN: SCC90674 (80063)	EA	2	*	*	*	*	2	5,6
P-C	5410-759-9846	WIRE ROPE ASSEMBLY: SCC36424GRI (80063)	EA	3	*	*	*	*	2	1,2,3
P-C	5410-403-9535	WIRE ROPE ASSEMBLY AND LIFTING RING: SCC36424GRII (80063)	EA	1	*	*	*	*	2	4
GROUP IX										
P-O	4130-087-2365	FILTER, AIR CONDITIONG: 15-3/4 in w x 19-3/4 in h x 1-7/8 in thk; P-5 (00736)	EA	1	*	*	*	*		
P-O		PADLOCK, KEY: for locking shelter; 7741/2B (14382)	EA	1	*	*	*	*		

SECTION III REPAIR PARTS FOR ORGANIZATIONAL MAINTENANCE (CONTINUED)

(1) SMR CODE	(2) FEDERAL STOCK NUMBER	(3) DESCRIPTION Reference Number & Mfr Code	(4) UNIT OF MEAS	(5) QTY INC IN UNIT	(6) 15-DAY ORGANIZATIONAL MAINTENANCE ALW				(7) ILLUSTRATIONS	
					(a) 1-5	(b) 6-20	(c) 21-50	(d) 51-100	(a) FIG NO.	(b) ITEM NO. OR REFERENCE DESIGNATION
					USABLE ON CODE					
P-C	4030-956-5820	PLATE AND RING ASSEMBLY, TIE DOWN: SCC90674 (80063)	EA	2	*	*	*	*	2	5,6
P-C	5410-759-9846	WIRE ROPE ASSEMBLY: SCC36424GRI (80063)	EA	3	*	*	*	*	2	1,2,3
P-C	5410-403-9535	WIRE ROPE ASSEMBLY AND LIFTING RING: SCC36424GR11 (80063)	EA	1	*	*	*	*	2	4
GROUP X										
P-O		PADLOCK, KEY: for locking shelter; 7741/2B (14382)	EA	1	*	*	*	*		
P-C	4030-956-5820	PLATE AND RING ASSEMBLY, TIE DOWN: SCC90674 (80063)	EA	2	*	*	*	*	2	5,6
P-C	5410-759-9846	WIRE ROPE ASSEMBLY: SCC36424GRI (80063)	EA	3	*	*	*	*	2	1,2,3
P-C	5410-403-9535	WIRE ROPE ASSEMBLY AND LIFTING RING: SCC36424GR11 (80063)	EA	1	*	*	*	*	2	4
GROUP XI										
P-O		PADLOCK, KEY: for locking shelter; 7741/2B (14382)	EA	1	*	*	*	*		
P-C	4030-956-5820	PLATE AND RING ASSEMBLY, TIE DOWN: SCC90674 (80063)	EA	2	*	*	*	*	2	5,6
P-C	5410-759-9846	WIRE ROPE ASSEMBLY: SCC36424GRI (80063)	EA	3	*	*	*	*	2	1,2,3
P-C	5410-403-9535	WIRE ROPE ASSEMBLY AND LIFTING RING: SCC36424GR11 (80063)	EA	1	*	*	*	*	2	4
GROUP XII										
P-O	4130-087-2365	FILTER, AIR CONDITIONING: 15-3/4 in w x 19-3/4 in h x 1-7/8 in thk; P-5 (00736)	EA	1	*	*	*	*		
P-O		PADLOCK, KEY: for locking shelter; 7741/2B (14382)	EA	1	*	*	*	*		
P-C	4030-956-5820	PLATE AND RING ASSEMBLY, TIE DOWN: SCC90674 (80063)	EA	2	*	*	*	*	2	5,6
P-C	5410-759-9846	WIRE ROPE ASSEMBLY: SCC36424GRI (80063)	EA	3	*	*	*	*	2	1,2,3
P-C	5410-403-9535	WIRE ROPE ASSEMBLY AND LIFTING RING: SCC36424GR11 (80063)	EA	1	*	*	*	*	2	4
GROUP XIII										
P-O		PADLOCK, KEY: for locking shelter; 7741/2B (14382)	EA	1	*	*	*	*		
P-C	4030-956-5820	PLATE AND RING ASSEMBLY, TIE DOWN: SCC90674 (80063)	EA	2	*	*	*	*	2	5,6
P-C	5410-759-9846	WIRE ROPE ASSEMBLY: SCC36424GRI (80063)	EA	3	*	*	*	*	2	1,2,3
P-C	5410-403-9535	WIRE ROPE ASSEMBLY AND LIFTING RING: SCC36424GR11 (80063)	EA	1	*	*	*	*	2	4
GROUP XIV										
P-O	4130-270-4453	FILTER, AIR CONDITIONING: 15-3/4 in w x 19-3/4 in h x 1-7/8 in thk; 15119P1 (81902)	EA	1	*	*	*	*		
P-O		PADLOCK, KEY: for locking shelter; 7741/2B (14382)	EA	1	*	*	*	*		



SECTION III REPAIR PARTS FOR ORGANIZATIONAL MAINTENANCE (CONTINUED)

(1) SMR CODE	(2) FEDERAL STOCK NUMBER	(3) DESCRIPTION Reference Number & Mfr Code	(4) UNIT OF MEAS	(5) QTY INC IN UNIT	(6) 15-DAY ORGANIZATIONAL MAINTENANCE ALW				(7) ILLUSTRATIONS	
					(a) 1-5	(b) 6-20	(c) 21-50	(d) 51-100	(a) FIG NO.	(b) ITEM NO. OR REFERENCE DESIGNATION
P-C	4030-956-5820	PLATE AND RING ASSEMBLY, TIE DOWN: SCC90674 (80063)	EA	2	*	*	*	*	2	5,6
P-C	5410-759-9846	WIRE ROPE ASSEMBLY: SCC36424GRI (80063)	EA	3	*	*	*	*	2	1,2,3
P-C	5410-403-9535	WIRE ROPE ASSEMBLY AND LIFTING RING: SCC36424GR11 (80063)	EA	1	*	*	*	*	2	4
GROUP XV										
P-O	4130-270-4453	FILTER, AIR CONDITIONG: 15-3/4 in w x 19-3/4 in h x 1-7/8 in thk; 15119P1 (81902)	EA	1	*	*	*	*		
P-O		PADLOCK, KEY: for locking shelter; 7741/2B (14382)	EA	1	*	*	*	*		
P-C	4030-956-5820	PLATE AND RING ASSEMBLY, TIE DOWN: SCC90674 (80063)	EA	2	*	*	*	*	2	5,6
P-C	5410-759-9846	WIRE ROPE ASSEMBLY: SCC36424GRI (80063)	EA	3	*	*	*	*	2	1,2,3
P-C	5410-403-9535	WIRE ROPE ASSEMBLY AND LIFTING RING: SCC36424GR11 (80063)	EA	1	*	*	*	*	2	4
GROUP XVI										
P-O	4130-270-4453	FILTER, AIR CONDITIONING 15-3/4 in w x 19-3/4 in h x 1-7/8 in thk; 15119P1 (81902)	EA	1	*	*	*	*		
P-O		PADLOCK, KEY: for locking shelter; 7741/2B (14382)	EA	1	*	*	*	*		
P-C	4030-956-5820	PLATE AND RING ASSEMBLY, TIE DOWN: SCC90674 (80063)	EA	2	*	*	*	*	2	5,6
P-C	5410-759-9846	WIRE ROPE ASSEMBLY: SCC36424GRI (80063)	EA	3	*	*	*	*	2	1,2,3
P-C	5410-403-9535	WIRE ROPE AND LIFTING RING: SCC36424GR11 (80063)	EA	1	*	*	*	*	2	4
GROUP XVII										
P-O		PADLOCK, KEY: for locking shelter; 7741/2B (14382)	EA	1	*	*	*	*		
P-C	4030-956-5820	PLATE AND RING ASSEMBLY, TIE DOWN: SCC90674 (80063)	EA	2	*	*	*	*	2	5,6
P-C	5410-759-9846	WIRE ROPE ASSEMBLY: SCC36424GRI (80063)	EA	3	*	*	*	*	2	1,2,3
P-C	5410-403-9535	WIRE ROPE ASSEMBLY AND LIFTING RING: SCC36424GR11 (80063)	EA	1	*	*	*	*	2	4
GROUP XVIII										
P-O	4130-270-4453	FILTER, AIR CONDITIONING 15-3/4 in w x 19-3/4 in h x 1-7/8 in thk; 15119P1 (81902)	EA	1	*	*	*	*		
P-O		PADLOCK, KEY: for locking shelter; 7741/2B (14382)	EA	1	*	*	*	*		
P-C	4030-956-5820	PLATE AND RING ASSEMBLY, TIE DOWN: SCC90674 (80063)	EA	2	*	*	*	*	2	5,6
P-C	5410-759-9846	WIRE ROPE ASSEMBLY: SCC36424GRI (80063)	EA	3	*	*	*	*	2	1,2,3
P-C	5410-403-9535	WIRE ROPE ASSEMBLY AND LIFTING RING: SCC36424GR11 (80063)	EA	1	*	*	*	*	2	4

SECTION III REPAIR PARTS FOR ORGANIZATIONAL MAINTENANCE (CONTINUED)

(1) SMR CODE	(2) FEDERAL STOCK NUMBER	(3) DESCRIPTION Reference Number & Mfr Code	(4) UNIT OF MEAS	(5) QTY INC IN UNIT	(6) 15-DAY ORGANIZATIONAL MAINTENANCE ALW				(7) ILLUSTRATIONS	
					(a) 1-5	(b) 6-20	(c) 21-50	(d) 51-100	(a) FIG NO.	(b) ITEM NO. OR REFERENCE DESIGNATION
		GROUP XIX								
P-O		PADLOCK, KEY: for locking shelter; 7741/2B (14382)		1	*	*	*	*		
P-C	4030-956-5820	PLATE AND RING ASSEMBLY, TIE DOWN: SCC90674 (80063)	EA	2	*	*	*	*	2	5,6
P-C	5410-759-9846	WIRE ROPE ASSEMBLY: SCC36424GRI (80063)	EA	3	*	*	*	*	2	1,2,3
P-C	5410-403-9535	WIRE ROPE ASSEMBLY AND LIFTING RING: SCC36424GRII (80063)	EA	1	*	*	*	*	2	4
		GROUP XX								
P-O		PADLOCK, KEY: for locking shelter; 7741/2B (14382)		1	*	*	*	*		
P-C	4030-956-5820	PLATE AND RING ASSEMBLY, TIE DOWN: SCC90674 (80063)	EA	2	*	*	*	*	2	5,6
P-C	5410-759-9846	WIRE ROPE ASSEMBLY: SCC36424GRI (80063)	EA	3	*	*	*	*	2	1,2,3
P-C	5410-403-9535	WIRE ROPE ASSEMBLY AND LIFTING RING: SCC36424GRII (80063)	EA	1	*	*	*	*	2	4
		GROUP XXI								
P-O	4130-270-4453	FILTER, AIR CONDITIONING: 15-3/4 in w x 19-3/4 in h x 1-7/8 in thk; 15119P1 (81902)		1	*	*	*	*		
P-O		PADLOCK, KEY: for locking shelter; 7741/2B (14382)	EA	1	*	*	*	*		
P-C	4030-956-5820	PLATE AND RING ASSEMBLY, TIE DOWN: SCC90674 (80063)	EA	2	*	*	*	*	2	5,6
P-C	5410-759-9846	WIRE ROPE ASSEMBLY: SCC36424GRI (80063)	EA	3	*	*	*	*	2	1,2,3
P-C	5410-403-9535	WIRE ROPE ASSEMBLY AND LIFTING RING: SCC36424GRII (80063)	EA	1	*	*	*	*	2	4
		GROUPS XXII, XXIII, XXIV, AND XXV								
P-O		PADLOCK, KEY: for locking shelter; 7741/2B (14382)	EA	1	*	*	*	*		
P-C	4030-956-5820	PLATE AND RING ASSEMBLY, TIE DOWN: SCC90674 (80063)	EA	2	*	*	*	*	2	5,6
P-C	5410-759-9846	WIRE ROPE ASSEMBLY: SCC36424GRI (80063)	EA	3	*	*	*	*	2	1,2,3
P-C	5410-403-9535	WIRE ROPE ASSEMBLY AND LIFTING RING: SCC36424GRII (80063)	EA	1	*	*	*	*	2	4
		GROUP XXVI								
P-O		PADLOCK, KEY: for locking shelter; 7741/2B (14382)	EA	1	*	*	*	*		
P-C	4030-956-5820	PLATE AND RING ASSEMBLY, TIE DOWN: SCC90674 (80063)	EA	2	*	*	*	*	2	5,6
P-C	5410-759-9846	WIRE ROPE ASSEMBLY: SCC36424GRI (80063)	EA	3	*	*	*	*	2	1,2,3
P-C	5410-403-9535	WIRE ROPE ASSEMBLY AND LIFTING RING: SCC36424GRII (80063)	EA	1	*	*	*	*	2	4
		GROUP XXVII								
P-O	4130-270-4453	FILTER, AIR CONDITIONING: 15-3/4 in w x 19-3/4 in h x 1-7/8 in thk; 15119P1 (81902)	EA	1	*	*	*	*		

SECTION III REPAIR PARTS FOR ORGANIZATIONAL MAINTENANCE (CONTINUED)

(1) SMR CODE	(2) FEDERAL STOCK NUMBER	(3) DESCRIPTION	USABLE ON CODE	(4) UNIT OF MEAS	(5) QTY INC IN UNIT	(6) 15-DAY ORGANIZATIONAL MAINTENANCE ALW				(7) ILLUSTRATIONS	
						(a) 1-5	(b) 6-20	(c) 21-50	(d) 51-100	(a) FIG NO.	(b) ITEM NO. OR REFERENCE DESIGNATION
P-O		PADLOCK, KEY: for locking shelter; 7741/2B (14382)		EA	1	*	*	*	*		
P-C	4030-956-5820	PLATE AND RING ASSEMBLY, TIE DOWN: SCC90674 (80063)		EA	2	*	*	*	*	2	5,6
P-C	5410-759-9846	WIRE ROPE ASSEMBLY: SCC36424GRI (80063)		EA	3	*	*	*	*	2	1,2,3
P-C	5410-403-9535	WIRE ROPE ASSEMBLY AND LIFTING RING: SCC36424GR11 (80063)		EA	1	*	*	*	*	2	4
GROUP XXVIII											
P-O		PADLOCK, KEY: for locking shelter; 7741/2B (14382)		EA	1	*	*	*	*		
P-C	4030-956-5820	PLATE AND RING ASSEMBLY, TIE DOWN: SCC90674 (80063)		EA	2	*	*	*	*	2	5,6
P-C	5410-759-9846	WIRE ROPE ASSEMBLY: SCC36424GRI (80063)		EA	3	*	*	*	*	2	1,2,3
P-C	5410-403-9535	WIRE ROPE ASSEMBLY AND LIFTING RING: SCC36424GR11 (80063)		EA	1	*	*	*	*	2	4
GROUP XXIX											
P-O	4130-270-4453	FILTER, AIR CONDITIONING: 15-3/4 in w x 19-3/4 in h x 1-7/8 in thk; 15119P1 (81902)		EA	1	*	*	*	*		
P-O		PADLOCK, KEY: for locking shelter; 7741/2B (14382)		EA	1	*	*	*	*		
P-C	4030-956-5820	PLATE AND RING ASSEMBLY, TIE DOWN: SCC90674 (80063)		EA	2	*	*	*	*	2	5,6
P-C	5410-759-9846	WIRE ROPE ASSEMBLY: SCC36424GRI (80063)		EA	3	*	*	*	*	2	1,2,3
P-C	5410-403-9535	WIRE ROPE ASSEMBLY AND LIFTING RING: SCC36424GR11 (80063)		EA	1	*	*	*	*	2	4
GROUP XXX											
P-O		PADLOCK, KEY: for locking shelter; 7741/2B (14382)		EA	1	*	*	*	*		
P-C	4030-956-5820	PLATE AND RING ASSEMBLY, TIE DOWN: SCC90674 (80063)		EA	2	*	*	*	*	2	5,6
P-C	5410-759-9846	WIRE ROPE ASSEMBLY: SCC36424GRI (80063)		EA	3	*	*	*	*	2	1,2,3
P-C	5410-403-9535	WIRE ROPE ASSEMBLY AND LIFTING RING: SCC36424GR11 (80063)		EA	1	*	*	*	*	2	4
GROUP XXXI											
P-O		PADLOCK, KEY: for locking shelter; 7741/2B (14382)		EA	1	*	*	*	*		
P-C	4030-956-5820	PLATE AND RING ASSEMBLY, TIE DOWN: SCC90674 (80063)		EA	2	*	*	*	*	2	5,6
P-C	5410-759-9846	WIRE ROPE ASSEMBLY: SCC36424GRI (80063)		EA	3	*	*	*	*	2	1,2,3
P-C	5410-403-9535	WIRE ROPE ASSEMBLY AND LIFTING RING: SCC36424GR11 (80063)		EA	1	*	*	*	*	2	4
GROUP XXXII											
P-O		PADLOCK, KEY: for locking shelter; 7741/2B (14382)		EA	1	*	*	*	*		

SECTION III REPAIR PARTS FOR ORGANIZATIONAL MAINTENANCE (CONTINUED)

(1) SMR CODE	(2) FEDERAL STOCK NUMBER	(3) DESCRIPTION Reference Number & Mfr Code	(4) UNIT OF MEAS	(5) QTY INC IN UNIT	(6) 15-DAY ORGANIZATIONAL MAINTENANCE ALW				(7) ILLUSTRATIONS	
					(a) 1-5	(b) 6-20	(c) 21-50	(d) 51-100	(a) FIG NO.	(b) ITEM NO. OR REFERENCE DESIGNATION
					USABLE ON CODE					
P-C	4030-956-5820	PLATE AND RING ASSEMBLY, TIE DOWN: SCC90674 (80063)	EA	2	*	*	*	*	2	5,6
P-C	5410-759-9846	WIRE ROPE ASSEMBLY: SCC36424GRI (80063)	EA	3	*	*	*	*	2	1,2,3
P-C	5410-403-9535	WIRE ROPE ASSEMBLY AND LIFTING RING: SCC36424GRII (80063)	EA	1	*	*	*	*	2	4
GROUP XXXIII										
P-O	4130-270-4453	FILTER, AIR CONDITIONING: 15-3/4 in w x 19-3/4 in h x 1-7/8 in thk; 15119P1 (81902)	EA	1	*	*	*	*		
P-O		PADLOCK, KEY: for locking shelter; 7741/2B (14382)	EA	1	*	*	*	*		
P-C	4030-956-5820	PLATE AND RING ASSEMBLY, TIE DOWN: SCC90674 (80063)	EA	2	*	*	*	*	2	5,6
P-C	5410-759-9846	WIRE ROPE ASSEMBLY: SCC36424GRI (80063)	EA	3	*	*	*	*	2	1,2,3
P-C	5410-403-9535	WIRE ROPE ASSEMBLY AND LIFTING RING: SCC36424GRII (80063)	EA	1	*	*	*	*	2	4
GROUP XXXIV										
P-O		PADLOCK, KEY: for locking shelter; 7741/2B (14382)	EA	1	*	*	*	*		
P-C	4030-956-5820	PLATE AND RING ASSEMBLY, TIE DOWN: SCC90674 (80063)	EA	2	*	*	*	*	2	5,6
P-C	5410-759-9846	WIRE ROPE ASSEMBLY: SCC36424GRI (80063)	EA	3	*	*	*	*	2	1,2,3
P-C	5410-403-9535	WIRE ROPE ASSEMBLY AND LIFTING RING: SCC36424GRII (80063)	EA	1	*	*	*	*	2	4
GROUP XXXV										
P-O		PADLOCK, KEY: for locking shelter; 7741/2B (14382)	EA	1	*	*	*	*		
P-C	4030-956-5820	PLATE AND RING ASSEMBLY, TIE DOWN: SCC90674 (80063)	EA	2	*	*	*	*	2	5,6
P-C	5410-759-9846	WIRE ROPE ASSEMBLY: SCC36424GRI (80063)	EA	3	*	*	*	*	2	1,2,3
P-C	5410-403-9535	WIRE ROPE ASSEMBLY AND LIFTING RING: SCC36424GRII (80063)	EA	1	*	*	*	*	2	4
GROUP XXXVI										
P-O		PADLOCK, KEY: for locking shelter; 7741/2B (14382)	EA	1	*	*	*	*		
P-C	4030-956-5820	PLATE AND RING ASSEMBLY, TIE DOWN: SCC90674 (80063)	EA	2	*	*	*	*	2	5,6
P-C	5410-759-9846	WIRE ROPE ASSEMBLY: SCC36424GRI (80063)	EA	3	*	*	*	*	2	1,2,3
P-C	5410-403-9535	WIRE ROPE ASSEMBLY AND LIFTING RING: SCC36424GRII (80063)	EA	1	*	*	*	*	2	4
GROUP XXXVII										
P-O		PADLOCK, KEY: for locking shelter; 7741/2B (14382)	EA	1	*	*	*	*		
P-C	4030-956-5820	PLATE AND RING ASSEMBLY, TIE DOWN: SCC90674 (80063)	EA	2	*	*	*	*	2	5,6
P-C	5410-759-9846	WIRE ROPE ASSEMBLY: SCC36424GRI (80063)	EA	3	*	*	*	*	2	1,2,3

SECTION III REPAIR PARTS FOR ORGANIZATIONAL MAINTENANCE (CONTINUED)

(1) SMR CODE	(2) FEDERAL STOCK NUMBER	(3) DESCRIPTION	(4) UNIT OF MEAS	(5) QTY INC IN UNIT	(6) 15-DAY ORGANIZATIONAL MAINTENANCE ALW				(7) ILLUSTRATIONS	
					(a) 1-5	(b) 6-20	(c) 21-50	(d) 51-100	(a) FIG NO.	(b) ITEM NO. OR REFERENCE DESIGNATION
P-C	5410-403-9535	WIRE ROPE ASSEMBLY AND LIFTING RING: SCC36424GRII (80063)	EA	1	*	*	*	*	2	4
		GROUP XXXVIII								
P-O		PADLOCK, KEY: for locking shelter; 7741/2B (14382)	EA	1	*	*	*	*		
P-C	4030-956-5820	PLATE AND RING ASSEMBLY, TIE DOWN: SCC90674 (80063)	EA	2	*	*	*	*	2	5,6
P-C	5410-759-9846	WIRE ROPE ASSEMBLY: SCC36424GRI (80063)	EA	3	*	*	*	*	2	1,2,3
P-C	5410-403-9535	WIRE ROPE ASSEMBLY AND LIFTING RING: SCC36424GRII (80063)	EA	1	*	*	*	*	2	4
		GROUP XXXIX								
P-O		FILTER, AIR CONDITIONING: DL-049-15-EE (10622)	EA	1	*	*	*	*		
P-O	4130-844-7518	FILTER, AIR: for entrance door; 122.444 (00736)	EA	1	*	*	*	*		
P-O	4130-752-9119	FILTER, AIR CONDITIONING: FILT-R-ITE-DK-31 (94588)	EA	1	*	*	*	*		
P-O	5340-983-4009	HOLDER, DOOR: 22246A (10622)	EA	1	*	*	*	*		
P-O		PADLOCK, KEY: for locking shelter; 7741/2B (14382)	EA	1	*	*	*	*		
P-C	4030-956-5820	PLATE AND RING ASSEMBLY, TIE DOWN: SCC90674 (80063)	EA	2	*	*	*	*		
P-O	4730-056-0441	PLUG, DRAIN: for drain in floor; DL-049-1-13 (10622)	EA	1	*	*	*	*		
P-C	5410-759-9846	WIRE ROPE ASSEMBLY: SCC36424GRI (80063)	EA	3	*	*	*	*	2	1,2,3
P-C	5410-403-9535	WIRE ROPE ASSEMBLY AND LIFTING RING: SCC36424GRII (80063)	EA	1	*	*	*	*	2	4
		GROUP XL								
P-O	4130-752-9120	FILTER, AIR: OM-141107 (14189)	EA	1	*	*	*	*		
P-O		PADLOCK, KEY: for locking shelter; 7741/2B (14382)	EA	1	*	*	*	*		
P-C	4030-956-5820	PLATE AND RING ASSEMBLY, TIE DOWN: SCC90674 (80063)	EA	2	*	*	*	*	2	5,6
P-C	5410-759-9846	WIRE ROPE ASSEMBLY: SCC36424GRI (80063)	EA	3	*	*	*	*	2	1,2,3
P-C	5410-403-9535	WIRE ROPE ASSEMBLY AND LIFTING RING: SCC36424GRII (80063)	EA	1	*	*	*	*	2	4
		GROUP XLI								
P-O	5410-875-1245	FILTER, AIR CONDITIONING: DK-D-41033 (94588)	EA	1	*	*	*	*		
P-O		PADLOCK, KEY: for locking shelter; 7741/2B (14382)	EA	1	*	*	*	*		
P-C	4030-956-5820	PLATE AND RING ASSEMBLY, TIE DOWN: SCC90674 (80063)	EA	2	*	*	*	*	2	5,6
P-O	5410-875-1247	STRAP, WEBBING: DK-B-41085 (94588)	EA	1	*	*	*	*		

SECTION III REPAIR PARTS FOR ORGANIZATIONAL MAINTENANCE (CONTINUED)

(1) SMR CODE	(2) FEDERAL STOCK NUMBER	(3) DESCRIPTION Reference Number & Mfr Code	(4) UNIT OF MEAS	(5) QTY INC IN UNIT	(6) 15-DAY ORGANIZATIONAL MAINTENANCE ALW				(7) ILLUSTRATIONS	
					(a) 1-5	(b) 6-20	(c) 21-50	(d) 51-100	(a) FIG NO.	(b) ITEM NO. OR REFERENCE DESIGNATION
P-C	5410-759-9846	WIRE ROPE ASSEMBLY: SCC36424GRI (80063)	EA	3	*	*	*	*	2	1,2,3
P-C	5410-403-9535	WIRE ROPE ASSEMBLY AND LIFTING RING: SCC36424GRII (80063)	EA	1	*	*	*	*	2	4
XLII										
P-O	4130-087-2365	FILTER, AIR CONDITIONING: 15-3/4 in w x 19-3/4 in h x 1-7/8 in thk; P-5 (00736)	EA	1	*	*	*	*		
P-O		PADLOCK, KEY: for locking shelter; 7741/2B (14382)	EA	1	*	*	*	*		
P-C	4030-956-5820	PLATE AND RING ASSEMBLY, TIE DOWN: SCC90674 (80063)	EA	2	*	*	*	*	2	5,6
P-C	5410-759-9846	WIRE ROPE ASSEMBLY: SCC36424GRI (80063)	EA	3	*	*	*	*	2	1,2,3
P-C	5410-403-9535	WIRE ROPE ASSEMBLY AND LIFTING RING: SCC36424GRII (80063)	EA	1	*	*	*	*	2	4
GROUP XLIII										
P-O	4130-087-2365	FILTER, AIR CONDITIONING: 15-3/4 in w x 19-3/4 in h x 1-7/8 in thk; P-5 (00736)	EA	1	*	*	*	*		
P-O		PADLOCK, KEY: for locking shelter; 7741/2B (14382)	EA	1	*	*	*	*		
P-C	4030-956-5820	PLATE AND RING ASSEMBLY, TIE DOWN: SCC90674 (80063)	EA	2	*	*	*	*	2	5,6
P-C	5410-759-9846	WIRE ROPE ASSEMBLY: SCC36424GRI (80063)	EA	3	*	*	*	*	2	1,2,3
P-C	5410-403-9535	WIRE ROPE ASSEMBLY AND LIFTING RING: SCC36424GRII (80063)	EA	1	*	*	*	*	2	4
SHELTER, ELECTRICAL EQUIPMENT S-141B/G										
GROUP XLIV										
P-O	9330-150-2032	FILTER, AIR: 1214B63001-1 (17162)	EA	1	*	*	*	*	3	A2A1MP5, (11)
P-O	5340-682-1508	PADLOCK ASSY: MS35647-3 (96906)	EA	1	*	*	*	*	4	MP17, (11)
A-C		SLING, ASSEMBLY, MULTIPLE LEG: SCD36423 (80063)	EA	1						All
P-C	4030-956-5820	PLATE AND RING ASSEMBLY, TIE DOWN: SCC90674 (80063)	EA	1	*	*	*	*	2	AllA1 (5)
P-C	4030-956-5820	PLATE AND RING ASSEMBLY, TIE DOWN: SCC90674 (80063)	EA	1	*	*	*	*	2	AllA2, (6)
P-C	5410-759-9846	WIRE ROPE ASSEMBLY: SCC36424GRI (80063)	EA	1	*	*	*	*	2	AllA3, (3)
P-C	5410-759-9846	WIRE ROPE ASSEMBLY: SCC36424GRI (80063)	EA	1	*	*	*	*	2	AllA4, (2)
P-C	5410-759-9846	WIRE ROPE ASSEMBLY: SCC36424GRI (80063)	EA	1	*	*	*	*	2	AllA5, (1)
P-C	5410-403-9535	WIRE ROPE ASSY AND LIFT RING: SCC36424GRII (80063)	EA	1	*	*	*	*	2	AllA6, (4)
GROUP XLV										
P-O	5340-682-1508	PADLOCK ASSY: MS35647-3 (96906)	EA	1	*	*	*	*	4	MP2 (11)
P-O	4460-230-2737	FILTER, AIR: 10PPI (78112)	EA	1	*	*	*	*	3	A9A4MP11, (11)

381-302--3106 - (17)

SECTION III REPAIR PARTS FOR ORGANIZATIONAL MAINTENANCE (CONTINUED)

(1) SMR CODE	(2) FEDERAL STOCK NUMBER	(3) DESCRIPTION Reference Number & Mfr Code	(4) UNIT OF MEAS	(5) QTY INC IN UNIT	(6) 15-DAY ORGANIZATIONAL MAINTENANCE ALW				(7) ILLUSTRATIONS	
					(a) 1-5	(b) 6-20	(c) 21-50	(d) 51-100	(a) FIG NO.	(b) ITEM NO. OR REFERENCE DESIGNATION
P-O	5410-173-2274	RETAINER, FILTER: 2000854 (29381)	EA	1	*	*	*	*	3	A9A4MP13, (12)
P-F		SLING ASSEMBLY, MULTIPLE LEG: SCD36423 (80063)	EA	1						A20
P-C	5410-759-9846	WIRE ROPE ASSY: SCC36424GRI (80063)	EA	1	*	*	*	*	2	A20A1, (1)
P-C	5410-759-9846	WIRE ROPE ASSY: SCC36424GRI (80063)	EA	2	*	*	*	*	2	A20A2, (2)
P-C	5410-759-9846	WIRE ROPE ASSY: SCC36424GRI (80063)	EA	REF	*	*	*	*	2	A20A3, (3)
P-C	5410-403-9535	WIRE ROPE ASSY, AND LIFT RING: SCC36424GRII (80063)	EA	1	*	*	*	*	2	A20A4, (4)
P-C	4030-956-5820	PLATE AND RING ASSEMBLY, TIE DOWN: SCC90674 (80063)	EA	1	*	*	*	*	2	A20A5, (5)
P-C	4030-956-5820	PLATE AND RING ASSEMBLY, TIE DOWN: SCC90674 (80063)	EA	1	*	*	*	*	2	A20A6, (6)

SECTION v REPAIR PARTS FOR DIRECT SUPPORT, GENERAL SUPPORT, AND DEPOT MAINTENANCE

(1) SMR CODE	(2) FEDERAL STOCK NUMBER	(3) DESCRIPTION REFERENCE NUMBER & MFR. CODE	(4) UNIT OF MEAS	(5) QTY INC IN UNIT	(6) 30-DAY DS MAINT ALLOWANCE			(7) 30-DAY GS MAINT ALLOWANCE			(8) 1 YR ALW PER EQUIP CNTGCTY	(9) DEPOT MAINT ALW PER 100 EQUIP	(10) ILLUSTRATIONS		
					USABLE ON CODE	(a)	(b)	(c)	(a)	(b)			(c)	(a) FIG NO.	(b) ITEM NO. OR REFERENCE DESIGNATION
						1-20	21-50	51-100	1-20	21-50			51-100		
	5410-752-9698	SHELTER, ELECTRICAL EQUIPMENT S-141/G and S-141B/G (THIS ITEM IS NONEXPENDABLE) NOTE Shelters manufactured by Craig Systems Inc., from which the <u>S-141/G Nomenclature Plate has been removed</u> , can be identified by referencing the work order number stamped on the lower portion of the rear and roadside corner angle- iron, to the same identity feature as shown in paragraph 1-4. SHELTER, ELECTRICAL EQUIPMENT S-141/G GROUP I										1	1		
P-F	8040-664-4318	ADHESIVE: used as sealer on gaskets EC-711, one pint can (76381)	PT	1	*	*	*	*	*	*	*	*	*		
P-F		BUMPER, RUBBER: Used on skids; 197 (81902)	EA	1	*	*	*	*	*	*	*	*	*		
P-O	4130-087-2365	FILTER, AIR CONDITIONING: 15-3/4 in w x 19-3/4 in h x 1-7/8 in thk; P-5 (00763)	EA	1	*	*	*	*	*	*	*	*	*		
P-F	5410-439-8457	GASKET, DOOR: for upper door; 10676 (81902)	EA	1	*	*	*	*	*	*	*	*	*		
P-F	5410-439-8458	GASKET, DOOR: for lower door; 212B16 (81902)	EA	1	*	*	*	*	*	*	*	*	*		
P-F	5340-356-4785	HANDLE DOOR: for outside upper door; 5616B (19220)	EA	1	*	*	*	*	*	*	*	*	*		
P-F	5340-619-6843	HINGE, DOOR: 212D17 (81902)	EA	2	*	*	*	*	*	*	*	*	*		
P-F	5340-980-9370	LATCH, DOOR: for inside lower door; 5809 R. H. (19220)	EA	1	*	*	*	*	*	*	*	*	*		
P-O		PADLOCK, KEY: for locking shelter; 7741/2B (14382)	EA	1	*	*	*	*	*	*	*	*	*		
P-C	4030-956-5820	PLATE AND RING ASSEMBLY, TIE DOWN: SCC90674 (80063)	EA	2	*	*	*	*	*	*	*	*	2 5,6		
P-F	4730-800-4817	PLUG, PIPE: f/drain in floor of shelter; MIL-AN932-S7 (88044)	EA	1	*	*	*	*	*	*	*	*	*		
P-H		SKID: 132-1/2 in lg x 4-3/8 in w x 2-1/8 in h; 186B658 (81902)	EA	3				*	*	*	*	*	*		
P-F		STEP, FOLDING: Provides access to roof 575709 (19220)	EA	2	*	*	*	*	*	*	*	*	*		
P-C	5410-759-9846	WIRE ROPE ASSEMBLY: SCC36424GRI (80063)	EA	3	*	*	*	*	*	*	*	*	2 1,2,3		
P-C	5410-403-9535	WIRE ROPE ASSEMBLY AND LIFTING RING: SCC36424GRI (80063)	EA	1	*	*	*	*	*	*	*	*	2 4		

SECTION v REPAIR PARTS FOR DIRECT SUPPORT, GENERAL SUPPORT, AND DEPOT MAINTENANCE (CONTINUED)

(1) SMR CODE	(2) FEDERAL STOCK NUMBER	(3) DESCRIPTION REFERENCE NUMBER & MFR. CODE	(4) UNIT OF MEAS	(5) QTY INC IN UNIT	(6) 30-DAY DS MAINT ALLOWANCE			(7) 30-DAY GS MAINT ALLOWANCE			(8) 1 YR ALW PER EQUIP CNTGCTY	(9) DEPOT MAINT ALW PER 100 EQUIP	(10) ILLUSTRATIONS	
					(a) 1-20	(b) 21-50	(c) 51-100	(a) 1-20	(b) 21-50	(c) 51-100			(a) FIG NO.	(b) ITEM NO. OR REFERENCE DESIGNATION
GROUP II														
P-F	8040-664-4318	ADHESIVE: used as sealer on gaskets EC-711, one pint can (76381)	PT	1	*	*	*	*	*	*	*	*		
P-F		BUMPER, RUBBER: used on skids; 197 (81902)	EA	1	*	*	*	*	*	*	*	*		
P-O	4130-087-2365	FILTER, AIR CONDITIONING: 15-3/4 in w x 19-3/4 in h x 1-7/8 in thk; P-5 (00736)	EA	1	*	*	*	*	*	*	*	*		
P-F	5330-775-8942	GASKET, DOOR: 15419P1 (81902)	EA	1	*	*	*	*	*	*	*	*		
P-F	5330-776-8933	GASKET, DOOR: 15419P2 (81902)	EA	1	*	*	*	*	*	*	*	*		
P-F		LATCH ASSY: 194G55 (81902)	EA	1	*	*	*	*	*	*	*	*		
P-F	5340-980-9370	LATCH, DOOR: for inside lower door; 5809 R. H. (19220)	EA	1	*	*	*	*	*	*	*	*		
P-F	5340-324-9404	LATCH, FASTENER: 5631 (19220)	EA	1	*	*	*	*	*	*	*	*		
P-O		PADLOCK, KEY: for locking shelter; 7741/2B (14382)	EA	1	*	*	*	*	*	*	*	*		
P-C	4030-956-5820	PLATE AND RING ASSEMBLY, TIE DOWN: SCC90674 (80063)	EA	2	*	*	*	*	*	*	*	*	2	5,6
P-F	4730-800-4817	PLUG, PIPE: f/drain in floor of shelter; MIL-AN932-S7 (88044)	EA	1	*	*	*	*	*	*	*	*		
P-H		SKID: 132-1/2 in lg x 4-3/8 in w x 2-1/8 in h; 186B658 (81902)	EA	3				*	*	*	*	*		
P-F		STEP, FOLDING: Provides access to roof; 575709 (19220)	EA	2	*	*	*	*	*	*	*	*	2	
P-C	5410-759-9846	WIRE ROPE ASSEMBLY: SCC3642 4GRI (80063)	EA	3	*	*	*	*	*	*	*	*	2	1,2,3
P-C	5410-403-9535	WIRE ROPE ASSEMBLY AND LIFTING RING: SCC3642 4GRII (80063)	EA	1	*	*	*	*	*	*	*	*	2	4
GROUP III														
P-F	8040-664-4318	ADHESIVE: used as sealer on gaskets EC-711, one pint can (76381)	PT	1	*	*	*	*	*	*	*	*		
P-F		BUMPER, RUBBER: used on skids; 197 (81902)	EA	1	*	*	*	*	*	*	*	*		
P-O	4130-087-2365	FILTER, AIR CONDITIONING: 15-3/4 in w x 19-3/4 in h x 1-7/8 in thk; P-5 (00736)	EA	1	*	*	*	*	*	*	*	*		
P-O		PADLOCK, KEY: For locking shelter; 7741/2B (14382)	EA	1	*	*	*	*	*	*	*	*		
P-C	4030-956-5820	PLATE AND RING ASSEMBLY, TIE DOWN: SCC90674 (80063)	EA	2	*	*	*	*	*	*	*	*	2	5,6

SECTION v REPAIR PARTS FOR DIRECT SUPPORT, GENERAL SUPPORT, AND DEPOT MAINTENANCE (CONTINUED)

(1) SMR CODE	(2) FEDERAL STOCK NUMBER	(3) DESCRIPTION REFERENCE NUMBER & MFR. CODE	(4) UNIT OF MEAS	(5) QTY INC IN UNIT	(6) 30-DAY DS MAINT ALLOWANCE			(7) 30-DAY GS MAINT ALLOWANCE			(8) 1 YR ALW PER EQUIP CNTGCTY	(9) DEPOT MAINT ALW PER 100 EQUIP	(10) ILLUSTRATIONS	
					(a) 1-20	(b) 21-50	(c) 51-100	(a) 1-20	(b) 21-50	(c) 51-100			(a) FIG NO.	(b) ITEM NO. OR REFERENCE DESIGNATION
P-F	4730-800-4817	PLUG, PIPE: f/drain in floor of shelter; MIL-AN932-S7 (88044)	EA	1	*	*	*	*	*	*	*			
P-H		SKID: 132-1/2 in lg x 4-3/8 in w x 2-1/8 in h; (81902)	EA	3				*	*	*	*			
P-C	5410-759-9846	WIRE ROPE ASSEMBLY: SCC3642 4GRI (80063)	EA	3	*	*	*	*	*	*	*	2	1,2,3	
P-C	5410-403-9535	WIRE ROPE ASSEMBLY AND LIFTING RING: SCC3642 4GRII (80063)	EA	1	*	*	*	*	*	*	*	2	4	
GROUP IV														
P-F	8040-664-4318	ADHESIVE: used as sealer on gaskets EC-711, one pint can (76381)	PT	1	*	*	*	*	*	*	*			
P-O		FILTER, AIR: 906 (81902)	EA	1	*	*	*	*	*	*	*			
P-F		LATCH ASSY: 194G55 (81902)	EA	1	*	*	*	*	*	*	*			
P-F	5340-324-9404	LATCH, FASTENER: 5631 (19220)	EA	1	*	*	*	*	*	*	*			
P-O		PADLOCK, KEY: For locking shelter; 7741/2B (14382)	EA	1	*	*	*	*	*	*	*			
P-C	4030-956-5820	PLATE AND RING ASSEMBLY, TIE DOWN: SCC90674 (80063)	EA	2	*	*	*	*	*	*	*	2	5,6	
P-F	4730-800-4817	PLUG, PIPE: f/drain in floor of shelter; MIL-AN932-S7 (88044)	EA	1	*	*	*	*	*	*	*			
P-F		STEP, FOLDING: Provides access to roof; 575709 (19220)	EA	2	*	*	*	*	*	*	*			
P-C	5410-759-9846	WIRE ROPE ASSEMBLY: SCC3642 4GRI (80063)	EA	3	*	*	*	*	*	*	*	2	1,2,3	
P-C	5410-403-9535	WIRE ROPE ASSEMBLY AND LIFTING RING: SCC3642 4GRII (80063)	EA	1	*	*	*	*	*	*	*	2	4	
GROUP V														
P-F	8040-664-4318	ADHESIVE: used as sealer on gaskets EC-711, one pint can (76381)	EA	1	*	*	*	*	*	*	*			
P-F		BUMPER, RUBBER: used on skids; 197 (81902)	EA	1	*	*	*	*	*	*	*			
P-O	4130-087-2365	FILTER, AIR CONDITIONING: 15-3/4 in w x 19-3/4 in h x 1-7/8 in thk; P-5 (00736)	EA	1	*	*	*	*	*	*	*			
P-F	5410-439-8457	GASKET, DOOR: for upper door; 10676 (81902)	EA	1	*	*	*	*	*	*	*			
P-F	5340-356-4785	HANDLE, DOOR: for outside upper door; 5616B (19220)	EA	1	*	*	*	*	*	*	*			
P-F	5340-619-6843	HINGE, DOOR: 212D17 (81902)	EA	2	*	*	*	*	*	*	*			
P-F		LATCH ASSY: 194G55 (81902)	EA	1	*	*	*	*	*	*	*			

SECTION V REPAIR PARTS FOR DIRECT SUPPORT, GENERAL SUPPORT, AND DEPOT MAINTENANCE (CONTINUED)

(1) SMR CODE	(2) FEDERAL STOCK NUMBER	(3) DESCRIPTION REFERENCE NUMBER & MFR. CODE	(4) UNIT OF MEAS	(5) QTY INC IN UNIT	(6) 30-DAY DS MAINT ALLOWANCE			(7) 30-DAY GS MAINT ALLOWANCE			(8) 1 YR ALW PER EQUIP CNTGCT	(9) DEPOT MAINT ALW PER 100 EQUIP	(10) ILLUSTRATIONS		
					USABLE ON CODE	(a) 1-20	(b) 21-50	(c) 51-100	(a) 1-20	(b) 21-50			(c) 51-100	(a) FIG NO.	(b) ITEM NO. OR REFERENCE DESIGNATION
P-F	5340-980-9370	LATCH, DOOR: FOR INSIDE LOWER DOOR: 5809 R. H. (19220)	EA	1	*	*	*	*	*	*	*	*			
P-F	5340-324-9404	LATCH, FASTENER: 5631 (19220)	EA	1	*	*	*	*	*	*	*	*			
P-O		PADLOCK, KEY: for locking shelter; 7741/2B (14382)	EA	1	*	*	*	*	*	*	*	*			
P-C	4030-956-5820	PLATE AND RING ASSEMBLY, TIE DOWN: SCC90674 (80063)	EA	2	*	*	*	*	*	*	*	*	2	5,6	
P-F	4730-800-4817	PLUG, PIPE: f/drain in floor of shelter; MIL-AN932-S7 (88044)	EA	1	*	*	*	*	*	*	*	*			
P-H		SKID: 132-1/2 in lg x 4-3/8 in w x 2-1/8 in h; 186B658 (81902)	EA	3				*	*	*	*	*			
P-F	6625-568-7798	STEP, FOLDING: Provides access to roof: 575709 (19220)	EA	2	*	*	*	*	*	*	*	*			
P-C	5410-759-9846	WIRE ROPE ASSEMBLY: SCC36424GRI (80063)	EA	3	*	*	*	*	*	*	*	*	2	1,2,3	
P-C	5410-403-9535	WIRE ROPE ASSEMBLY AND LIFTING RING: SCC36424GRII (80063)	EA	1	*	*	*	*	*	*	*	*	2	4	
GROUP VI															
P-F	8040-664-4318	ADHESIVE: used as sealer on gaskets EC-711, one pint can; (76381)	PT	1	*	*	*	*	*	*	*	*			
P-O	4130-087-2365	FILTER, AIR CONDITIONING: 15-3/4 in w x 19-3/4 in h x 1-7/8 in thk; P-5 (00736)	EA	1	*	*	*	*	*	*	*	*			
P-O		FILTER, AIR: 906 (81902)	EA	1	*	*	*	*	*	*	*	*			
P-F	5340-356-4785	HANDLE, DOOR: for outside upper door; 5816B (19220)	EA	1	*	*	*	*	*	*	*	*			
P-F		HANDLE, DOOR: 17798P1 (81902)	EA	1	*	*	*	*	*	*	*	*			
P-F		HANDLE, DOOR: 18750P1 (81902)	EA	1	*	*	*	*	*	*	*	*			
P-F		LATCH ASSY: 12044G1 (81902)	EA	1	*	*	*	*	*	*	*	*			
P-F	5340-324-9404	LATCH, FASTENER: 5631 (19220)	EA	1	*	*	*	*	*	*	*	*			
P-O		PADLOCK, KEY: for locking shelter; 7741/2B (14382)	EA	1	*	*	*	*	*	*	*	*			
P-C	4030-956-5820	PLATE AND RING ASSEMBLY, TIE DOWN: SCC90674 (80063)	EA	2	*	*	*	*	*	*	*	*	2	5,6	
P-F	4730-800-4817	PLUG, PIPE: f/drain in floor of shelter; MIL-AN932-S7 (88044)	EA	1	*	*	*	*	*	*	*	*			
P-F	6625-568-7798	STEP, FOLDING: Provides access to roof; 575709 (19220)	EA	4	*	*	*	*	*	*	*	*			
P-C	5410-759-9846	WIRE ROPE ASSEMBLY: SCC36424GRI (80063)	EA	3	*	*	*	*	*	*	*	*	2	1,2,3	
P-C	5410-403-9535	WIRE ROPE ASSEMBLY AND LIFTING RING: SCC36424GRII (80063)	EA	1	*	*	*	*	*	*	*	*	2	4	

SECTION V REPAIR PARTS FOR DIRECT SUPPORT, GENERAL SUPPORT, AND DEPOT MAINTENANCE (CONTINUED)

(1) SMR CODE	(2) FEDERAL STOCK NUMBER	(3) DESCRIPTION REFERENCE NUMBER & MFR. CODE	(4) UNIT OF MEAS	(5) QTY INC IN UNIT	(6) 30-DAY DS MAINT ALLOWANCE			(7) 30-DAY GS MAINT ALLOWANCE			(8) 1 YR ALW PER EQUIP CNTGCT	(9) DEPOT MAINT ALW PER 100 EQUIP	(10) ILLUSTRATIONS	
					(a) 1-20	(b) 21-50	(c) 51-100	(a) 1-20	(b) 21-50	(c) 51-100			(a) FIG NO.	(b) ITEM NO. OR REFERENCE DESIGNATION
GROUP VII														
P-F	8040-664-4318	ADHESIVE: used as sealer on gaskets EC-711, one pint can; (76381)	PT	1	*	*	*	*	*	*	*	*		
P-O	4130-087-2365	FILTER, AIR CONDITIONING: 15-3/4 in w x 19-3/4 in h x 1-7/8 in thk; P-5 (00736)	EA	1	*	*	*	*	*	*	*	*		
P-F		HANDLE, DOOR: 17798P1 (81902)	EA	1	*	*	*	*	*	*	*	*		
P-F		HANDLE, DOOR: 18750P2 (81902)	EA	1	*	*	*	*	*	*	*	*		
P-F		LATCH ASSY: 17438G5 (81902)	EA	1	*	*	*	*	*	*	*	*		
P-F	5340-324-9404	LATCH FASTENER: 5631 (19220)	EA	1	*	*	*	*	*	*	*	*		
P-O		PADLOCK, KEY: for locking shelter; 7441/2B (14382)	EA	1	*	*	*	*	*	*	*	*		
P-C	4030-956-5820	PLATE AND RING ASSEMBLY, TIE DOWN: SCC90674 (80063)	EA	2	*	*	*	*	*	*	*	*	2	5,6
P-F	4730-800-4817	PLUG, PIPE: f/drain in floor of shelter; MIL-AN932-S7 (88044)	EA	1	*	*	*	*	*	*	*	*		
P-F	6625-568-7798	STEP, FOLDING: Provides access to roof; 575709 (19220)	EA	2	*	*	*	*	*	*	*	*		
P-C	5410-759-9846	WIRE ROPE ASSEMBLY: SCC3642 4GRI (80063)	EA	3	*	*	*	*	*	*	*	*	2	1,2,3
P-C	5410-403-9535	WIRE ROPE ASSEMBLY AND LIFTING RING: SCC3642 4GRII (80063)	EA	1	*	*	*	*	*	*	*	*	2	4
GROUP VIII														
P-F	8040-664-4318	ADHESIVE: used as sealer on gaskets EC-711, one pint can; (76381)	PT	1	*	*	*	*	*	*	*	*		
P-O	4130-087-2365	FILTER, AIR CONDITIONING: 15-3/4 in w x 19-3/4 in h x 1-7/8 in thk; P-5 (00736)	EA	1	*	*	*	*	*	*	*	*		
P-F	5410-439-8457	GASKET, DOOR: for upper door; 10676 (81902)	EA	1	*	*	*	*	*	*	*	*		
P-F	5340-356-4785	HANDLE, DOOR: for outside upper door; 5616B (19220)	EA	1	*	*	*	*	*	*	*	*		
P-F	5340-619-6843	HINGE, DOOR: 212D17 (81902)	EA	2	*	*	*	*	*	*	*	*		
P-O		PADLOCK, KEY: for locking shelter; 7741/2B (14382)	EA	1	*	*	*	*	*	*	*	*		
P-C	4030-956-5820	PLATE AND RING ASSEMBLY, TIE DOWN: SCC90674 (80063)	EA	2	*	*	*	*	*	*	*	*	2	5,6
P-F	4730-800-4817	PLUG, PIPE: f/drain in floor of shelter; MIL-AN932-S7 (88044)	EA	1	*	*	*	*	*	*	*	*		

REPAIR PARTS FOR DIRECT SUPPORT, GENERAL SUPPORT, AND DEPOT MAINTENANCE (CONTINUED)

DESCRIPTION (3) USABLE ON CODE	(4) UNIT OF MEAS	(5) QTY INC IN UNIT	(6) 30-DAY DS MAINT ALLOWANCE			(7) 30-DAY GS MAINT ALLOWANCE			(8) 1 YR ALW PER EQUIP CNTGNCY	(9) DEPOT MAINT ALW PER 100 EQUIP	(10) ILLUSTRATIONS	
			(a) 1-20	(b) 21-50	(c) 51-100	(a) 1-20	(b) 21-50	(c) 51-100			(a) FIG NO.	(b) ITEM NO. OR REFERENCE DESIGNATION
			DESCRIPTION	UNIT OF MEAS	QTY INC IN UNIT	(a) 1-20	(b) 21-50	(c) 51-100			(a) 1-20	(b) 21-50
1/2 in lg x 4-3/8 in w 1/8 in h; 658 (81902)	EA	3				*	*	*	*	*		
FOLDING: Provides access to roof; 09 (19220)	EA	2	*	*	*	*	*	*	*	*		
ROPE ASSEMBLY: 6424GRI (80063)	EA	3	*	*	*	*	*	*	*	*	2	1,2,3
ROPE ASSEMBLY AND LIFTING RING: 6424GR11 (80063)	EA	1	*	*	*	*	*	*	*	*	2	4
GROUP IX												
SEALANT: As sealer on gaskets 11, one pint can (81)	PT	1	*	*	*	*	*	*	*	*		
AIR CONDITIONING: 1/4 in w x 19-3/4 in h 7/8 in thk; (00736)	EA	1	*	*	*	*	*	*	*	*		
DOOR: A (19220)	EA	1	*	*	*	*	*	*	*	*		
DOOR: 17 (81902)	EA	4	*	*	*	*	*	*	*	*		
LOCK, KEY: locking shelter; 2B (14382)	EA	1	*	*	*	*	*	*	*	*		
ROPE AND RING ASSEMBLY, DOWN: 0674 (80063)	EA	2	*	*	*	*	*	*	*	*	2	5,6
PIPE: Main in floor of shelter; AN932-S7 (88044)	EA	1	*	*	*	*	*	*	*	*		
FOLDING: Provides access to roof; 09 (19220)	EA	2	*	*	*	*	*	*	*	*		
ROPE ASSEMBLY: 6424GRI (80063)	EA	3	*	*	*	*	*	*	*	*	2	1,2,3
ROPE ASSEMBLY AND LIFTING RING: 6424GR11 (80063)	EA	1	*	*	*	*	*	*	*	*	2	4
GROUP X												
SEALANT: As sealer on gaskets 11, one pint can (81)	PT	1	*	*	*	*	*	*	*	*		
EYE: Mounting shelter, one in corner; (65814)	EA	2	*	*	*	*	*	*	*	*		
DOOR: Upper door; 5 (81902)	EA	1	*	*	*	*	*	*	*	*		
DOOR: Outside upper door; B (19220)	EA	1	*	*	*	*	*	*	*	*		
ROPE ASSY: 6424GRI (81902)	EA	2	*	*	*	*	*	*	*	*		
DOOR: Inside lower door; R. H. (19220)	EA	1	*	*	*	*	*	*	*	*		

381-302-3106 - (24) 300-188

SECTION V REPAIR PARTS FOR DIRECT SUPPORT, GENERAL SUPPORT, AND DEPOT MAINTENANCE (CONTINUED)

(1) SMR CODE	(2) FEDERAL STOCK NUMBER	(3) DESCRIPTION REFERENCE NUMBER & MFR. CODE	(4) UNIT OF MEAS	(5) QTY INC IN UNIT	(6) 30-DAY DS MAINT ALLOWANCE			(7) 30-DAY GS MAINT ALLOWANCE			(8) 1 YR ALW PER EQUIP CNTGCTY	(9) DEPOT MAINT ALW PER 100 EQUIP	(10) ILLUSTRATIONS		
					USABLE ON CODE	(a)	(b)	(c)	(a)	(b)			(c)	(a) FIG NO.	(b) ITEM NO. OR REFERENCE DESIGNATION
						1-20	21-50	51-100	1-20	21-50			51-100		
P-F	5340-324-9404	LATCH, FASTENER: 5631 (19220)	EA	1	*	*	*	*	*	*	*	*			
P-O		PADLOCK, KEY: for locking shelter; 7741/2B (14382)	EA	1	*	*	*	*	*	*	*	*			
P-C	4030-956-5820	PLATE AND RING ASSEMBLY, TIE DOWN: SCC90674 (80063)	EA	2	*	*	*	*	*	*	*	*	2	5,6	
P-F	4730-800-4817	PLUG, PIPE: f/drain in floor of shelter; MIL-AN932-S7 (88044)	EA	1	*	*	*	*	*	*	*	*			
P-H	5410-775-7545	SKID: 11 ft lg x 4-1/2 in w x 3 in h; 15189G1 (81902)	EA	3				*	*	*	*	*			
P-F	6625-568-7798	STEP, FOLDING: provides access to roof; 575709 (19220)	EA	3	*	*	*	*	*	*	*	*			
P-C	5410-759-9846	WIRE ROPE ASSEMBLY: SCC36424GRI (80063)	EA	3	*	*	*	*	*	*	*	*	2	1,2,3	
P-C	5410-403-9535	WIRE ROPE ASSEMBLY AND LIFTING RING: SCC36424GRII (80063)	EA	1	*	*	*	*	*	*	*	*	2	4	
GROUP XI															
P-F	8040-664-4318	ADHESIVE: used as sealer on gaskets EC-711, one pint can (76381)	PT	1	*	*	*	*	*	*	*	*			
P-F		HANDLE, DOOR: 83B558 (81902)	EA	2	*	*	*	*	*	*	*	*			
P-F		HANDLE, DOOR: 17798P1 (81902)	EA	1	*	*	*	*	*	*	*	*			
P-F		HANDLE, DOOR: 81750P1 (81902)	EA	1	*	*	*	*	*	*	*	*			
P-F	5340-802-7407	HANGE ASSY: 13161G1 (81902)	EA	2	*	*	*	*	*	*	*	*			
P-F		LATCH ASSY: 12044G1 (81902)	EA	1	*	*	*	*	*	*	*	*			
P-O		PADLOCK, KEY: for locking shelter; 7741/2B (14382)	EA	1	*	*	*	*	*	*	*	*			
P-C	4030-956-5820	PLATE AND RING ASSEMBLY, TIE DOWN: SCC90674 (80063)	EA	2	*	*	*	*	*	*	*	*			
P-F	4730-800-4817	PLUG, PIPE: f/drain in floor of shelter; MIL-AN932-S7 (88044)	EA	1	*	*	*	*	*	*	*	*			
P-H	5410-775-7545	SKID: 11 ft lg x 4-1/2 in w x 3 in h; 15189G1 (81902)	EA	3				*	*	*	*	*			
P-F	6625-368-7798	STEP, FOLDING: provides access to roof; 575709 (19220)	EA	3	*	*	*	*	*	*	*	*			
P-C	5410-759-9846	WIRE ROPE ASSEMBLY: SCC36424GRI (80063)	EA	3	*	*	*	*	*	*	*	*	2	1,2,3	
P-C	5410-403-9535	WIRE ROPE ASSEMBLY AND LIFTING RING: SCC36424GRII (80063)	EA	1	*	*	*	*	*	*	*	*	2	4	
GROUP XII															
P-F	8040-664-4318	ADHESIVE: used as sealer on gaskets EC-711, one pint can (76381)	PT	1	*	*	*	*	*	*	*	*			

SECTION V REPAIR PARTS FOR DIRECT SUPPORT, GENERAL SUPPORT, AND DEPOT MAINTENANCE (CONTINUED)

(1) SNR CODE	(2) FEDERAL STOCK NUMBER	(3) DESCRIPTION REFERENCE NUMBER & MFR. CODE	USABLE ON CODE	(4) UNIT OF MEAS	(5) QTY INC IN UNIT	(6) 30-DAY DS MAINT ALLOWANCE			(7) 30-DAY GS MAINT ALLOWANCE			(8) 1 YR ALW PER EQUIP CNTGTY	(9) DEPOT MAINT ALW PER 100 EQUIP	(10) ILLUSTRATIONS	
						(a) 1-20	(b) 21-50	(c) 51-100	(a) 1-20	(b) 21-50	(c) 51-100			(a) FIG NO.	(b) ITEM NO. OR REFERENCE DESIGNATION
						P-O	4130-087-2365	FILTER, AIR CONDITIONING: 15-3/4 in w x 19-3/4 in h x 1-7/8 in thk; P-5 (00736)		EA	1			*	*
P-F	5410-439-8457	GASKET, DOOR: for upper door; 10676 (81902)		EA	1	*	*	*	*	*	*	*	*		
P-F	5340-356-4785	HANDLE, DOOR: for outside upper door; 5616B (19220)		EA	1	*	*	*	*	*	*	*	*		
P-F	5340-802-7407	HINGE ASSY: 13161G1 (81902)		EA	2	*	*	*	*	*	*	*	*		
P-F	5340-980-9370	LATCH, DOOR: for inside lower door; 5809RH (19220)		EA	1	*	*	*	*	*	*	*	*		
P-F	5340-324-9404	LATCH, FASTENER: 5631 (19220)		EA	1	*	*	*	*	*	*	*	*		
P-F		LOUVER ASSY: for exhaust fan; 14909G1 (81902)		EA	2	*	*	*	*	*	*	*	*		
P-F		LOUVER ASSY: for air filter; 14910G1 (81902)		EA	1	*	*	*	*	*	*	*	*		
P-O		PADLOCK, KEY: for locking shelter; 7741/2B (14382)		EA	1	*	*	*	*	*	*	*	*		
P-C	4030-956-5820	PLATE AND RING ASSEMBLY, TIE DOWN: SCC90674 (80063)		EA	2	*	*	*	*	*	*	*	*		
P-F	4730-800-4817	PLUG, PIPE: for drain in floor in shelter; MIL-AN932-S7 (8804)		EA	1	*	*	*	*	*	*	*	*		
P-H	5410-775-7545	SKID: 11 ft lg x 4-1/2 in w x 3 in h; 15189G1 (81902)		EA	3				*	*	*	*	*		
P-F	6625-568-7798	STEP, FOLDING: provides access to roof 575709 (19220)		EA	3	*	*	*	*	*	*	*	*		
P-C	5410-759-9846	WIRE ROPE ASSEMBLY: SCC36424GRI (80063)		EA	3	*	*	*	*	*	*	*	*	2	1,2,3
P-C	5410-403-9535	WIRE ROPE ASSEMBLY AND LIFTING RING: SCC36424GR II (80063)		EA	1	*	*	*	*	*	*	*	*	2	4
GROUP XIII															
P-F	8040-664-4318	ADHESIVE: used as sealer on gaskets EC-711, one pint can (76381)		PT	1	*	*	*	*	*	*	*	*		
P-F	5306-803-3244	BOLT, EYE: one in each corner for towing shelter; 28 (65814)		EA	1	*	*	*	*	*	*	*	*		
P-F	5410-439-8457	GASKET, DOOR: for upper door; 10676 (81902)		EA	1	*	*	*	*	*	*	*	*		
P-F	5340-619-6843	HINGE, DOOR: 212D17 (81902)		EA	2	*	*	*	*	*	*	*	*		
P-F	5340-980-9370	LATCH, DOOR: for inside lower door; 5809R.H (19220)		EA	1	*	*	*	*	*	*	*	*		
P-F		LOUVER ASSY: for exhaust fan 14909GL (81902)		EA	1	*	*	*	*	*	*	*	*		

SECTION v REPAIR PARTS FOR DIRECT SUPPORT, GENERAL SUPPORT, AND DEPOT MAINTENANCE (CONTINUED)

(1) SMR CODE	(2) FEDERAL STOCK NUMBER	(3) DESCRIPTION REFERENCE NUMBER & MFR. CODE	(4) UNIT OF MEAS	(5) QTY INC IN UNIT	(6) 30-DAY DS MAINT ALLOWANCE			(7) 30-DAY GS MAINT ALLOWANCE			(8) 1 YR ALW PER EQUIP CNTGTY	(9) DEPOT MAINT ALW PER 100 EQUIP	(10) ILLUSTRATIONS	
					(a) 1-20	(b) 21-50	(c) 51-100	(a) 1-20	(b) 21-50	(c) 51-100			(a) FIG NO.	(b) ITEM NO. OR REFERENCE DESIGNATION
P-O		PADLOCK, KEY: for locking shelter; 7741/2B (14382)	EA	1	*	*	*	*	*	*	*			
P-C	4030-956-5820	PLATE AND RING ASSEMBLY, TIE DOWN: SCC90674 (80063)	EA	2	*	*	*	*	*	*	*	2	5,6	
P-F	4730-800-4817	PLUG, PIPE: for drain in floor of shelter; MIL-AN932-S7 (88044)	EA	1	*	*	*	*	*	*	*			
P-H	5410-775-7545	SKID: 11 ft lg x 4-1/2 in w x 3 in h; 15189G1 (81902)	EA	3				*	*	*	*			
P-C	5410-759-9846	WIRE ROPE ASSEMBLY: SCC36424GRI (80063)	EA	3	*	*	*	*	*	*	*	2	1,2,3	
P-C	5410-403-9535	WIRE ROPE ASSEMBLY AND LIFTING RING: SCC36424GRII (80063)	EA	1	*	*	*	*	*	*	*	2	4	
GROUP XIV														
P-F	8040-664-4318	ADHESIVE: used as sealer on gaskets EC-711, one pint can (76381)	PT	1	*	*	*	*	*	*	*			
P-F	5306-803-3244	BOLT, EYE: for towing shelter; one in each corner; 28 (65814)	EA	4	*	*	*	*	*	*	*			
P-F	5410-775-8944	CHANNEL: weatherstripping between dutch doors; 15415G1 (81902)	EA	1	*	*	*	*	*	*	*			
P-O	4130-270-4453	FILTER, AIR CONDITIONING: 15-3/4 in w x 19-3/4 in h x 1-7/8 in thk; 15119P1 (81902)	EA	1	*	*	*	*	*	*	*			
P-F	5330-775-8942	GASKET, DOOR: 15419P1 (81902)	EA	1	*	*	*	*	*	*	*			
P-F	5330-776-8933	GASKET, DOOR: 15419P2 (81902)	EA	1	*	*	*	*	*	*	*			
P-F		HANDLE, DOOR: 17798P1 (81902)	EA	1	*	*	*	*	*	*	*			
P-F		HANDLE, DOOR: 18750P2 (81902)	EA	1	*	*	*	*	*	*	*			
P-F	5340-802-7407	HINGE ASSY: 13161G1 (81902)	EA	4	*	*	*	*	*	*	*			
P-F	5805-086-6948	LATCH ASSY: 17171G2 (81902)	EA	1	*	*	*	*	*	*	*			
P-F	5340-768-8580	LATCH, DOOR: 5809 L. H. (19220)	EA	1	*	*	*	*	*	*	*			
P-F	5410-775-7546	LIFT & TIEDOWN CASTING: for right hand side; 15097P1 (81902)	EA	2	*	*	*	*	*	*	*			
P-F	5410-775-8939	LIFT & TIEDOWN CASTING: for left hand side; 15098P1 (81902)	EA	2	*	*	*	*	*	*	*			
P-F		LOUVER ASSY: for air filter; 14910G1 (81902)	EA	1	*	*	*	*	*	*	*			
P-O		PADLOCK, KEY: for locking shelter: 7741/2B (14382)	EA	1	*	*	*	*	*	*	*			
P-H	5410-775-8943	PANEL, DOOR: 15-1/2 in lg x 31 in w x 2-1/16 in thk 15477G1 (81902)	EA	1				*	*	*	*			

SECTION V REPAIR PARTS FOR DIRECT SUPPORT, GENERAL SUPPORT, AND DEPOT MAINTENANCE (CONTINUED)

(1) SMR CODE	(2) FEDERAL STOCK NUMBER	(3) DESCRIPTION REFERENCE NUMBER & MFR. CODE	(4) UNIT OF MEAS	(5) QTY INC IN UNIT	(6) 30-DAY DS MAINT ALLOWANCE			(7) 30-DAY GS MAINT ALLOWANCE			(8) 1 YR ALW PER EQUIP CNTGTY	(9) DEPOT MAINT ALW PER 100 EQUIP	(10) ILLUSTRATIONS	
					(a) 1-20	(b) 21-50	(c) 51-100	(a) 1-20	(b) 21-50	(c) 51-100			(a) FIG NO.	(b) ITEM NO. OR REFERENCE DESIGNATION
P-C	4030-956-5820	PLATE AND RING ASSEMBLY, TIE DOWN: SCC90674 (80063)	EA	2	*	*	*	*	*	*	*	*	2	5,6
P-F	4730-800-4817	PLUG, PIPE: for drain in floor of shelter; MIL-AN932-S7 (88044)	EA	1	*	*	*	*	*	*	*	*		
P-H	5410-775-7545	SKID: 11 ft lg x 4-1/2 in w x 3 in h; 15189G1 (81902)	EA	3				*	*	*	*	*		
P-F	6625-568-7798	STEP, FOLDING: provides access to roof 575709 (19220)	EA	3	*	*	*	*	*	*	*	*		
P-C	5410-759-9846	WIRE ROPE ASSEMBLY: SCC36424GRI (80063)	EA	3	*	*	*	*	*	*	*	*	2	1,2,3
P-C	5410-403-9535	WIRE ROPE ASSEMBLY AND LIFTING RING: SCC36424GRII (80063)	EA	1	*	*	*	*	*	*	*	*	2	4
GROUP XV														
P-F	8040-664-4318	ADHESIVE: used as sealer on gaskets EC-711, one pint can (76381)	PT	1	*	*	*	*	*	*	*	*		
P-F	5306-803-3244	BOLT, EYE: for towing shelter; one in each corner; 28 (65814)	EA	4	*	*	*	*	*	*	*	*		
P-F	5410-775-8944	CHANNEL: weatherstripping used between dutch doors; 15415G1 (81902)	EA	1	*	*	*	*	*	*	*	*		
P-O	4130-270-4453	FILTER, AIR CONDITIONING: 15-3/4 in w x 19-3/4 in h x 1-7/8 in thk; 15119P1 (81902)	EA	1	*	*	*	*	*	*	*	*		
P-F	5330-775-8942	GASKET, DOOR: 15419P1 (81902)	EA	1	*	*	*	*	*	*	*	*		
P-F	5330-776-8933	GASKET, DOOR: 15419P2 (81902)	EA	1	*	*	*	*	*	*	*	*		
P-F		HANDLE, DOOR: 18750P2 (81902)	EA	1	*	*	*	*	*	*	*	*		
P-F		HANDLE, DOOR: 17798P1 (81902)	EA	1	*	*	*	*	*	*	*	*		
P-F	5340-802-7407	HINGE ASSY: 13161G1 (81902)	EA	4	*	*	*	*	*	*	*	*		
P-F	5340-768-8580	LATCH, DOOR: 5809 L. H. (19220)	EA	1	*	*	*	*	*	*	*	*		
P-F	5805-086-6948	LATCH ASSY: 17171G2 (81902)	EA	1	*	*	*	*	*	*	*	*		
P-F	5410-775-7546	LIFT & TIEDOWN CASTING: for right hand side; 15097P1 (81902)	EA	2	*	*	*	*	*	*	*	*		
P-F	5410-775-8939	LIFT & TIEDOWN CASTING: for lefthand side; 15098P1 (81902)	EA	2	*	*	*	*	*	*	*	*		
P-F		LOUVER ASSY: for air filter; 14910G1 (81902)	EA	1	*	*	*	*	*	*	*	*		
P-O		PADLOCK, KEY: for locking shelter; 7741/2B (14382)	EA	1	*	*	*	*	*	*	*	*		

SECTION v REPAIR PARTS FOR DIRECT SUPPORT, GENERAL SUPPORT, AND DEPOT MAINTENANCE (CONTINUED)

(1) SMR CODE	(2) FEDERAL STOCK NUMBER	(3) DESCRIPTION REFERENCE NUMBER & MFR. CODE	(4) UNIT OF MEAS	(5) QTY INC IN UNIT	(6) 30-DAY DS MAINT ALLOWANCE			(7) 30-DAY GS MAINT ALLOWANCE			(8) 1 YR ALW PER EQUIP CNTGCT	(9) DEPOT MAINT ALW PER 100 EQUIP	(10) ILLUSTRATIONS	
					(a) 1-20	(b) 21-50	(c) 51-100	(a) 1-20	(b) 21-50	(c) 51-100			(a) FIG NO.	(b) ITEM NO. OR REFERENCE DESIGNATION
P-H	5410-775-8943	PANEL, DOOR: 15-1/2 in lg x 31 in w x 2-1/16 in thk; 15477G1 (81902)	EA	1	*	*	*	*	*	*	*	*		
P-C	4030-956-5820	PLATE AND RING ASSEMBLY, TIE DOWN: SCC90647 (80063)	EA	2	*	*	*	*	*	*	*	*	2	5,6
P-F	4730-800-4817	PLUG, PIPE: for drain in floor of shelter; MIL-AN932-S7 (88044)	EA	1	*	*	*	*	*	*	*	*		
P-H	5410-775-7545	SKID: 11 ft lg x 4-1/2 in w x 3 in h; 15189G1 (81902)	EA	3				*	*	*	*	*		
P-F	6625-568-7798	STEP, FOLDING: provides access to roof; 575709 (19220)	EA	3	*	*	*	*	*	*	*	*		
P-C	5410-759-9846	WIRE ROPE ASSEMBLY: SCC36424GRI (80063)	EA	3	*	*	*	*	*	*	*	*	2	1,2,3
P-C	5410-403-9535	WIRE ROPE ASSEMBLY AND LIFTING RING: SCC36424GR11 (80063)	EA	1	*	*	*	*	*	*	*	*	2	4
GROUP XVI														
P-F	8040-664-4318	ADHESIVE: used as sealer on gaskets EC-711, one pint can (76381)	PT	1	*	*	*	*	*	*	*	*		
P-F	5306-803-3244	BOLT, EYE: one in each corner; for towing shelter; 28 (65814)	EA	4	*	*	*	*	*	*	*	*		
P-F	5410-775-8944	CHANNEL, DOOR: used as weatherstripping between dutch doors; 15415G1 (81902)	EA	1	*	*	*	*	*	*	*	*		
P-O	4130-270-4453	FILTER, AIR CONDITIONING: 15-3/4 in w x 19-3/4 in h x 1-7/8 in thk; 15119P1 (81902)	EA	1	*	*	*	*	*	*	*	*		
P-F	5330-776-8933	GASKET, DOOR: 15419P2 (81902)	EA	1	*	*	*	*	*	*	*	*		
P-F		HANDLE, DOOR: 18750F2 (81902)	EA	1	*	*	*	*	*	*	*	*		
P-F		HANDLE, DOOR: 17798P1 (81902)	EA	1	*	*	*	*	*	*	*	*		
P-F	5340-802-7407	HINGE ASSY: 13161G1 (81902)	EA	4	*	*	*	*	*	*	*	*		
P-F	5340-768-8580	LATCH, DOOR: 5809 L.H. (19220)	EA	1	*	*	*	*	*	*	*	*		
P-F	5805-086-6948	LATCH ASSEMBLY: 17171G2 (81902)	EA	1	*	*	*	*	*	*	*	*		
P-F	5410-775-7546	LIFT & TIEDOWN CASTING: for righthand side; 15097P1 (81902)	EA	2	*	*	*	*	*	*	*	*		
P-F	5410-775-8939	LIFT & TIEDOWN CASTING: for lefthand side; 15098P1 (81902)	EA	2	*	*	*	*	*	*	*	*		
P-F		LOUVER ASSY: for air filter; 19-1/2 in w x 23 in h x 2-3/8 in thk; 14910G1 (81902)	EA	1	*	*	*	*	*	*	*	*		
P-O		PADLOCK, KEY: for locking shelter; 7741/2B (14382)	EA	1	*	*	*	*	*	*	*	*		

SECTION V REPAIR PARTS FOR DIRECT SUPPORT, GENERAL SUPPORT, AND DEPOT MAINTENANCE (CONTINUED)

(1) SNR CODE	(2) FEDERAL STOCK NUMBER	(3) DESCRIPTION REFERENCE NUMBER & MFR. CODE USABLE ON CODE	(4) UNIT OF MEAS	(5) QTY INC IN UNIT	(6) 30-DAY DS MAINT ALLOWANCE			(7) 30-DAY GS MAINT ALLOWANCE			(8) 1 YR ALW PER EQUIP CNTGCT	(9) DEPOT MAINT ALW PER 100 EQUIP	(10) ILLUSTRATIONS	
					(a)	(b)	(c)	(a)	(b)	(c)			(a)	(b)
					1-20	21-50	51-100	1-20	21-50	51-100			FIG NO.	ITEM NO. OR REFERENCE DESIGNATION
P-H	5410-775-8943	PANEL, DOOR: 15-1/2 in lg x 31 in w x 2-1/16 in thk; 15477G1 (81902)	EA	1				*	*	*	*	*		
P-C	4030-956-5820	PLATE AND RING ASSEMBLY, TIE DOWN: SCC90674 (80063)	EA	2	*	*	*	*	*	*	*	*		
P-F	4730-800-4817	PLUG, PIPE: for drain in floor of shelter; MIL-AN932-S7 (88044)	EA	1	*	*	*	*	*	*	*	*		
P-H	5410-775-7545	SKID: 11 ft lg 2 4-1/2 in w x 3 in h; 15189G1 (81902)	EA	3				*	*	*	*	*		
P-F	6625-568-7798	STEP, FOLDING: provides access to roof of shelter; 575709 (19220)	EA	2	*	*	*	*	*	*	*	*		
P-C	5410-759-9846	WIRE ROPE ASSEMBLY: SCC36424GRI (80063)	EA	3	*	*	*	*	*	*	*	*	2	1,2,3
P-C	5410-403-9535	WIRE ROPE ASSEMBLY AND LIFTING RING: SCC36424GRII (80063)	EA	1	*	*	*	*	*	*	*	*	2	4
GROUP XVII														
P-F	8040-664-4318	ADHESIVE: used as sealer on gaskets EC-711; one pint can (76381)	PT	1	*	*	*	*	*	*	*	*		
P-F	5306-803-3244	BOLT, EYE: one in each corner; for towing shelter; 28 (65814)	EA	4	*	*	*	*	*	*	*	*		
P-F	5410-775-8944	CHANNEL: used for weatherstripping between dutch doors; 15415G1 (81902)	EA	1	*	*	*	*	*	*	*	*		
P-F	5330-776-8933	GASKET, DOOR: 15419P2 (81902)	EA	1	*	*	*	*	*	*	*	*		
P-F		HANDLE, DOOR: 18750P2 (81902)	EA	1	*	*	*	*	*	*	*	*		
P-F	5340-802-7407	HINGE ASSY: 13161G1 (81902)	EA	4	*	*	*	*	*	*	*	*		
P-F	5340-768-8580	LATCH, DOOR: 5809 L.H. (19220)	EA	1	*	*	*	*	*	*	*	*		
P-F	5340-324-9404	LATCH, FASTENER: 5631 (19220)	EA	1	*	*	*	*	*	*	*	*		
P-F	5410-775-7546	LIFT & TIEDOWN CASTING: for right hand side; 15097P1 (81902)	EA	2	*	*	*	*	*	*	*	*		
P-F	5410-775-8939	LIFT & TIE DOWN CASTING: for left hand side; 15098P1 (81902)	EA	2	*	*	*	*	*	*	*	*		
P-O		PADLOCK, KEY: for locking shelter; 7741/2B (14382)	EA	1	*	*	*	*	*	*	*	*		
P-H	5410-775-8941	PANEL, DOOR: 14148G2 (81902)	EA	1	*	*	*	*	*	*	*	*		
P-H	5410-775-8943	PANEL, DOOR: 15-1/2 in lg x 31 in w x 2-1/16 in thk; 15477G1 (81902)	EA	1				*	*	*	*	*		
			EA	1				*	*	*	*	*		

SECTION v REPAIR PARTS FOR DIRECT SUPPORT, GENERAL SUPPORT, AND DEPOT MAINTENANCE (CONTINUED)

(1) SR CODE	(2) FEDERAL STOCK NUMBER	(3) DESCRIPTION REFERENCE NUMBER & MFR. CODE	(4) UNIT OF MEAS USABLE ON CODE	(5) QTY INC IN UNIT	(6) 30-DAY DS MAINT ALLOWANCE			(7) 30-DAY GS MAINT ALLOWANCE			(8) 1 YR ALW PER EQUIP CNTGCT	(9) DEPOT MAINT ALW PER 100 EQUIP	(10) ILLUSTRATIONS	
					(a)	(b)	(c)	(a)	(b)	(c)			(a) FIG NO.	(b) ITEM NO. OR REFERENCE DESIGNATION
					1-20	21-50	51-100	1-20	21-50	51-100				
P-C	4030-956-5820	PLATE AND RING ASSEMBLY, TIE DOWN: SCC90674 (80063)	EA	2	*	*	*	*	*	*	*	*	2	5,6
P-F	4730-800-4817	PLUG, PIPE: f/drain in floor of shelter; MIL-AN932-S7 (88044)	EA	1	*	*	*	*	*	*	*	*		
P-H	5410-775-7545	SKID: 11 ft lg x 4-1/2 in w x 3 in h; 15189G1 (81902)	EA	3				*	*	*	*	*		
P-F	6625-568-7798	STEP, FOLDING: provides access to roof; 575709 (19220)	EA	3	*	*	*	*	*	*	*	*		
P-C	5410-759-9846	WIRE ROPE ASSEMBLY: SCC36424GRI (80063)	EA	3	*	*	*	*	*	*	*	*	2	1,2,3
P-C	5410-403-9535	WIRE ROPE ASSEMBLY AND LIFTING RING: SCC36424GRII (80063)	EA	1	*	*	*	*	*	*	*	*	2	4
GROUP XVIII														
P-F	8040-664-4318	ADHESIVE: used as sealer on gaskets EC-711; one pint can (76381)	PT	1	*	*	*	*	*	*	*	*		
P-F	5306-803-3244	BOLT, EYE: for towing shelter; one in each corner; 28 (65814)	EA	4	*	*	*	*	*	*	*	*		
P-F	5410-775-8944	CHANNEL: weatherstripping between dutch doors; 15415G1 (81902)	EA	1	*	*	*	*	*	*	*	*		
P-O	4130-270-4453	FILTER, AIR CONDITIONING: 15-3/4 in w x 19-3/4 in h x 1-7/8 in thk; 15119P1 (81902)	EA	1	*	*	*	*	*	*	*	*		
P-F	5330-775-8942	GASKET, DOOR: 15419P1 (81902)	EA	1	*	*	*	*	*	*	*	*		
P-F		HANDLE, DOOR: 17798P1 (81902)	EA	1	*	*	*	*	*	*	*	*		
P-F		HANDLE, DOOR: 18750P1 (81902)	EA	1	*	*	*	*	*	*	*	*		
P-F	5340-802-7407	HINGE ASSY: 13161G1 (81902)	EA	4	*	*	*	*	*	*	*	*		
P-F	5340-768-8580	LATCH, DOOR: 5809 L.H. (19220)	EA	1	*	*	*	*	*	*	*	*		
P-F	5340-324-9404	LATCH, FASTENER: 5631 (19220)	EA	1	*	*	*	*	*	*	*	*		
P-F		LOUVER ASSY: for air filter; 14910G1 (81902)	EA	1	*	*	*	*	*	*	*	*		
P-O		PADLOCK, KEY: for locking shelter; 7741/2B (14382)	EA	1	*	*	*	*	*	*	*	*		
P-H	5410-775-8941	PANEL, DOOR: 14148G2 (81902)	EA	1				*	*	*	*	*		
P-H	5410-775-8943	PANEL, DOOR: 15-1/2 in lg x 31 in w x 2-1/16 in thk; 15477G1 (81902)	EA	1				*	*	*	*	*		
P-C	4030-956-5820	PLATE AND RING ASSEMBLY, TIE DOWN: SCC90674 (80063)	EA	2	*	*	*	*	*	*	*	*	2	5,6
P-F	4730-800-4817	PLUG, PIPE: f/drain in floor of shelter; MIL-AN932-S7 (88044)	EA	1	*	*	*	*	*	*	*	*		

SECTION v REPAIR PARTS FOR DIRECT SUPPORT, GENERAL SUPPORT, AND DEPOT MAINTENANCE (CONTINUED)

(1) SMR CODE	(2) FEDERAL STOCK NUMBER	(3) DESCRIPTION REFERENCE NUMBER & MFR. CODE	(4) UNIT OF MEAS	(5) QTY INC IN UNIT	(6) 30-DAY DS MAINT ALLOWANCE			(7) 30-DAY GS MAINT ALLOWANCE			(8) 1 YR ALW PER EQUIP CNTGCTY	(9) DEPOT MAINT ALW PER 100 EQUIP	(10) ILLUSTRATIONS	
					(a)	(b)	(c)	(a)	(b)	(c)			(a)	(b)
					1-20	21-50	51-100	1-20	21-50	51-100			FIG NO.	ITEM NO. OR REFERENCE DESIGNATION
P-H	5410-775-7545	SKID: 11 ft lg x 4-1/2 in w x 3 in h; 15189G1 (81902)	EA	3				*	*	*	*	*		
P-F	6625-568-7798	STEP, FOLDING: provides access to roof; 575709 (19220)	EA	3	*	*	*	*	*	*	*	*		
P-C	5410-759-9846	WIRE ROPE ASSEMBLY: SCC36424GRI (80063)	EA	3	*	*	*	*	*	*	*	*	2	1,2,3
P-C	5410-403-9535	WIRE ROPE ASSEMBLY AND LIFTING RING: SCC36424GRII (80063)	EA	1	*	*	*	*	*	*	*	*	2	4
GROUP XIX														
P-F	8040-664-4318	ADHESIVE: used as sealer on gaskets EC-711; one pint can (76381)	PT	1	*	*	*	*	*	*	*	*		
P-F	5306-803-3244	BOLT, EYE: for towing shelter, one in each corner; 28 (65814)	EA	4	*	*	*	*	*	*	*	*		
P-F	5410-775-8944	CHANNEL: weatherstripping used between dutch doors; 15415G1 (81902)	EA	1	*	*	*	*	*	*	*	*		
P-F	5330-775-8942	GASKET, DOOR: 15419P1 (81902)	EA	1	*	*	*	*	*	*	*	*		
P-F	5330-776-8933	GASKET, DOOR: 15419P2 (81902)	EA	1	*	*	*	*	*	*	*	*		
P-F		HANDLE, DOOR: 17798P1 (81902)	EA	1	*	*	*	*	*	*	*	*		
P-F		HANDLE, DOOR: 18750P2 (81902)	EA	1	*	*	*	*	*	*	*	*		
P-F	5340-802-7407	HINGE ASSY: 13161G1 (81902)	EA	4	*	*	*	*	*	*	*	*		
P-F	5340-768-8580	LATCH, DOOR: 5809 L.H. (19220)	EA	1	*	*	*	*	*	*	*	*		
P-F	5805-086-6948	LATCH ASSY: 17171G2 (81902)	EA	1	*	*	*	*	*	*	*	*		
P-F	5340-324-9404	LATCH FASTENER: 5631 (19220)	EA	1	*	*	*	*	*	*	*	*		
P-F	5410-775-8939	LIFT & TIE DOWN CASTING: for left hand side; 15098P1 (81902)	EA	2	*	*	*	*	*	*	*	*		
P-F	5410-775-7546	LIFT & TIEDOWN CASTING: for right hand side; 15097P1 (81902)	EA	2	*	*	*	*	*	*	*	*		
P-F		LOUVER ASSY: for air filter; 14910G1 (81902)	EA	1	*	*	*	*	*	*	*	*		
P-O		PADLOCK, KEY: for locking shelter; 7741/2B (14382)	EA	1	*	*	*	*	*	*	*	*		
P-C	4030-956-5820	PLATE AND RING ASSEMBLY, TIE DOWN: SCC90674 (80063)	EA	2	*	*	*	*	*	*	*	*	2	5,6
P-F	4730-800-4817	PLUG, PIPE: f/drain in floor of shelter; MIL-AN932-S7 (88044)	EA	1	*	*	*	*	*	*	*	*		
P-H	5410-775-7545	SKID: 11 ft lg x 4-1/2 in w x 3 in h; 15189G1 (81902)	EA	3				*	*	*	*	*		

SECTION V REPAIR PARTS FOR DIRECT SUPPORT, GENERAL SUPPORT, AND DEPOT MAINTENANCE (CONTINUED)

(1) SMR CODE	(2) FEDERAL STOCK NUMBER	(3) DESCRIPTION REFERENCE NUMBER & MFR. CODE	(4) UNIT OF MEAS USABLE ON CODE	(5) QTY INC IN UNIT	(6) 30-DAY DS MAINT ALLOWANCE			(7) 30-DAY GS MAINT ALLOWANCE			(8) 1 YR ALW PER EQUIP CNTGCT	(9) DEPOT MAINT ALW PER 100 EQUIP	(10) ILLUSTRATIONS	
					(a) 1-20	(b) 21-50	(c) 51-100	(a) 1-20	(b) 21-50	(c) 51-100			(a) FIG NO.	(b) ITEM NO. OR REFERENCE DESIGNATION
P-F	6625-568-7796	STEP, FOLDING: provides access to roof; 575709 (19220)	EA	3	*	*	*	*	*	*	*	*		
P-C	5410-759-9846	WIRE ROPE ASSEMBLY: SCC36424GRI (80063)	EA	3	*	*	*	*	*	*	*	*	2	1,2,3
P-C	5410-403-9535	WIRE ROPE ASSEMBLY AND LIFTING RING: SCC36424GRII (80063)	EA	1	*	*	*	*	*	*	*	*	2	4
GROUP XX														
P-F	8C40-664-4318	ADHESIVE: used as sealer on gaskets EC-711; one pint can (76381)	PT	1	*	*	*	*	*	*	*	*		
P-F	5306-803-3244	BOLT, EYE: for towing shelter; one in each corner; 28 (65814)	EA	4	*	*	*	*	*	*	*	*		
P-F	5410-775-8944	CHANNEL: weatherstripping between dutch doors; 15415G1 (81902)	EA	1	*	*	*	*	*	*	*	*		
P-F	5330-775-8942	GASKET, DOOR: 15419P1 (81902)	EA	1	*	*	*	*	*	*	*	*		
P-F		HANDLE, DOOR: 17798P1 (81902)	EA	1	*	*	*	*	*	*	*	*		
P-F		HANDLE, DOOR: 18750P1 (81902)	EA	1	*	*	*	*	*	*	*	*		
P-F	5340-802-7407	HINGE ASSY: 13161G1 (81902)	EA	4	*	*	*	*	*	*	*	*		
P-F	5340-768-8580	LATCH, DOOR: 5809 L.H. (19220)	EA	1	*	*	*	*	*	*	*	*		
P-F	5340-324-9404	LATCH, FASTENER: 5631 (19220)	EA	1	*	*	*	*	*	*	*	*		
P-F	5410-775-7546	LIFT & TIE DOWN CASTING: for right hand side; 15097P1 R.H. (81902)	EA	2	*	*	*	*	*	*	*	*		
P-F	5410-775-8939	LIFT & TIE DOWN CASTING: for left hand side; 15098P1 L.H. (81902)	EA	2	*	*	*	*	*	*	*	*		
P-F		LOUVER ASSY: for air filter; 14910G1 (81902)	EA	1	*	*	*	*	*	*	*	*		
P-O		PADLOCK, KEY: for locking shelter; 7741/2B (14382)	EA	1	*	*	*	*	*	*	*	*		
P-C	4030-956-5820	PLATE AND RING ASSEMBLY, TIE DOWN: SCC90674 (80063)	EA	2	*	*	*	*	*	*	*	*	2	5,6
P-F	4730-800-4817	PLUG, PIPE: f/drain in floor of shelter; MIL-AN932-S7 (88044)	EA	1	*	*	*	*	*	*	*	*		
P-H	5410-775-7545	SKID: 11 ft lg x 4-1/2 in w x 3 in h; 15189G1 (81902)	EA	3				*	*	*	*	*		
P-F	6625-568-7798	STEP, FOLDING: provides access to roof; 575709 (19220)	EA	3	*	*	*	*	*	*	*	*		
P-C	5410-759-9846	WIRE ROPE ASSEMBLY: SCC36424GRI (80063)	EA	3	*	*	*	*	*	*	*	*	2	1,2,3
P-C	5410-403-9535	WIRE ROPE ASSEMBLY AND LIFTING RING: SCC36424GRII (80063)	EA	1	*	*	*	*	*	*	*	*	2	4

SECTION V REPAIR PARTS FOR DIRECT SUPPORT, GENERAL SUPPORT, AND DEPOT MAINTENANCE (CONTINUED)

(1) SNR CODE	(2) FEDERAL STOCK NUMBER	(3) DESCRIPTION REFERENCE NUMBER & MFR. CODE	(4) UNIT OF MEAS	(5) QTY INC IN UNIT	(6) 30-DAY DS MAINT ALLOWANCE			(7) 30-DAY GS MAINT ALLOWANCE			(8) 1 YR ALW PER EQUIP CNTGTY	(9) DEPOT MAINT ALW PER 100 EQUIP	(10) ILLUSTRATIONS	
					(a) 1-20	(b) 21-50	(c) 51-100	(a) 1-20	(b) 21-50	(c) 51-100			(a) FIG NO.	(b) ITEM NO. OR REFERENCE DESIGNATION
GROUP XXI														
P-F	8040-664-4318	ADHESIVE: used as sealer on gaskets EC-711; one pint can (76381)	PT	1	*	*	*	*	*	*	*	*		
P-F	5306-803-3244	BOLT, EYE: for towing shelter; one in each corner; 28 (65814)	EA	4	*	*	*	*	*	*	*	*		
P-F	5410-775-8944	CHANNEL: weathersstripping between dutch doors; 15415G1 (81902)	EA	1	*	*	*	*	*	*	*	*		
P-H	5670-700-9040	DOOR: Dutch Door, upper, D18962G1 (81902)	EA	1				*	*	*	*	*		
P-O	4130-270-4453	FILTER, AIR CONDITIONING: 15-3/4 in w x 19-3/4 in h x 1-7/8 in thk; 5119F1 (81902)	EA	1	*	*	*	*	*	*	*	*		
P-F	5330-776-8933	GASKET, DOOR: 5419F2 (81902)	EA	1	*	*	*	*	*	*	*	*		
P-F		HANDLE, DOOR: 7798P1 (81902)	EA	1	*	*	*	*	*	*	*	*		
P-F		HANDLE, DOOR: 18750P2 (81902)	EA	1	*	*	*	*	*	*	*	*		
P-F		HANDLE, DOOR: 18750P1 (81902)	EA	1	*	*	*	*	*	*	*	*		
P-F	5340-802-7407	HINGE ASSY: 13161G1 (81902)	EA	4	*	*	*	*	*	*	*	*		
P-F	5340-768-8580	LATCH, DOOR: 5809L.H. (19220)	EA	1	*	*	*	*	*	*	*	*		
P-F	5805-086-6948	LATCH ASSY: 17171G2 (81902)	EA	1	*	*	*	*	*	*	*	*		
P-F	5410-775-7546	LIFT & TIEDOWN CASTING: for right hand side; 15097P1 (81902)	EA	2	*	*	*	*	*	*	*	*		
P-F	5410-775-8939	LIFT & TIEDOWN CASTING: for left hand side; 15098P1 (81902)	EA	2	*	*	*	*	*	*	*	*		
P-H	5310-222-4241	NUT, SELF LOCKING: for hinge bolts; 22K1-048 (72962)	EA	4				*	*	*	*	*		
P-O		PADLOCK, KEY: for locking shelter, 7741/2B (14382)	EA	1	*	*	*	*	*	*	*	*		
P-H	5410-775-8943	PANEL, DOOR: 15-1/2 in lg x 31 in w x 2-1/16 in thk; 15477G1 (81902)	EA	1				*	*	*	*	*		
P-C	4030-956-5820	PLATE AND RING ASSEMBLY, TIE DOWN: SCC90674 (80063)	EA	2	*	*	*	*	*	*	*	*	2	5,6
P-F	4730-800-4817	PLUG, PIPE: for drain in floor of shelter; MIL-AN932-S7 (88044)	EA	1	*	*	*	*	*	*	*	*		
P-H	5305-957-2384	SCREW MACHINE: for upper door hinge; MS35191-299 (96906)	EA	4				*	*	*	*	*		
P-H	5410-775-7545	SKID: 11 ft lg x 4-1/2 in w x 3 in h; 15189G1 (81902)	EA	3				*	*	*	*	*		

SECTION v REPAIR PARTS FOR DIRECT SUPPORT, GENERAL SUPPORT, AND DEPOT MAINTENANCE (CONTINUED)

(1) SMR CODE	(2) FEDERAL STOCK NUMBER	(3) DESCRIPTION REFERENCE NUMBER & MFR. CODE	(4) UNIT OF MEAS	(5) QTY INC IN UNIT	(6) 30-DAY DS MAINT ALLOWANCE			(7) 30-DAY GS MAINT ALLOWANCE			(8) 1 YR ALW PER EQUIP CNTGCTY	(9) DEPOT MAINT ALW PER 100 EQUIP	(10) ILLUSTRATIONS	
					(a) 1-20	(b) 21-50	(c) 51-100	(a) 1-20	(b) 21-50	(c) 51-100			(a) FIG NO.	(b) ITEM NO. OR REFERENCE DESIGNATION
P-F	6625-568-7798	STEP, FOLDING: provides access to roof; 575709 (19220)	EA	3	*	*	*	*	*	*	*	*		
P-C	5410-759-9846	WIRE ROPE ASSEMBLY: SCC36424GRI (80063)	EA	3	*	*	*	*	*	*	*	*	2	1,2,3
P-C	5410-403-9535	WIRE ROPE ASSEMBLY AND LIFTING RING: SCC36424GR11 (80063)	EA	1	*	*	*	*	*	*	*	*	2	4
		GROUPS XXII, XXIII, XXIV, AND XXV												
P-F	8040-664-4318	ADHESIVE: used as sealer on gaskets EC-711; one pint can (76381)	PT	1	*	*	*	*	*	*	*	*		
P-F		HANDLE, DOOR: 17798P1 (81902)	EA	1	*	*	*	*	*	*	*	*		
P-F		HANDLE, DOOR: 18750P2 (81902)	EA	1	*	*	*	*	*	*	*	*		
P-F	5410-775-7546	LIFT & TIE DOWN CASTING: for right hand side; 15097P1 R. H. (81902)	EA	2	*	*	*	*	*	*	*	*		
P-F	5410-775-8939	LIFT & TIE DOWN CASTING: for left hand side; 15098P1 (81902)	EA	2	*	*	*	*	*	*	*	*		
P-O		PADLOCK, KEY: for locking shelter; 7741/2B (14382)	EA	1	*	*	*	*	*	*	*	*		
P-C	4030-956-5820	PLATE AND RING ASSEMBLY, TIE DOWN: SCC90674 (80063)	EA	2	*	*	*	*	*	*	*	*	2	5,6
P-F	4730-800-4817	PLUG, PIPE: for drain in floor of shelter; MIL-AN932-S7 (88044)	EA	1	*	*	*	*	*	*	*	*		
P-F	6625-568-7798	STEP, FOLDING: provides access to roof; 575709 (19220)	EA	3	*	*	*	*	*	*	*	*		
P-C	5410-759-9846	WIRE ROPE ASSEMBLY: SCC36424GRI (80063)	EA	3	*	*	*	*	*	*	*	*		1,2,3
P-C	5410-403-9535	WIRE ROPE ASSEMBLY AND LIFTING RING: SCC36424GR11 (80063)	EA	1	*	*	*	*	*	*	*	*	2	4
		GROUP XXVI												
P-F	8040-664-4318	ADHESIVE: used as sealer on gaskets EC-711; one pint can (76381)	PT	1	*	*	*	*	*	*	*	*		
P-F		HANDLE, DOOR: 17798P1 (81902)	EA	1	*	*	*	*	*	*	*	*		
P-F		HANDLE, DOOR: 18750P2 (81902)	EA	1	*	*	*	*	*	*	*	*		
P-F	5340-802-7407	HINGE ASSY: 13161G1 (81902)	EA	3	*	*	*	*	*	*	*	*		
P-F	5410-775-7546	LIFT & TIE DOWN CASTING: for right hand side; 15097P1 (81902)	EA	2	*	*	*	*	*	*	*	*		
P-F	5410-775-8939	LIFT & TIE DOWN CASTING: for left hand side; 15098P1 (81902)	EA	2	*	*	*	*	*	*	*	*		
P-O		PADLOCK, KEY: for locking shelter; 7741/2B (14382)	EA	1	*	*	*	*	*	*	*	*		

SECTION V REPAIR PARTS FOR DIRECT SUPPORT, GENERAL SUPPORT, AND DEPOT MAINTENANCE (CONTINUED)

(1) SMR CODE	(2) FEDERAL STOCK NUMBER	(3) DESCRIPTION REFERENCE NUMBER & MFR. CODE	(4) UNIT OF MEAS	(5) QTY INC IN UNIT	(6) 30-DAY DS MAINT ALLOWANCE			(7) 30-DAY GS MAINT ALLOWANCE			(8) 1 YR ALW PER EQUIP CNTGCT	(9) DEPOT MAINT ALW PER 100 EQUIP	(10) ILLUSTRATIONS		
					USABLE ON CODE	(a) 1-20	(b) 21-50	(c) 51-100	(a) 1-20	(b) 21-50			(c) 51-100	(a) FIG NO.	(b) ITEM NO. OR REFERENCE DESIGNATION
P-C	4030-956-5820	PLATE AND RING ASSEMBLY, TIE DOWN: SCC90674 (80063)	EA	2	*	*	*	*	*	*	*	*	2	5,6	
P-F	4730-800-4817	PLUG, PIPE: for drain in floor of shelter; MIL-AN932-S7 (88044)	EA	1	*	*	*	*	*	*	*	*			
P-H	5410-775-7545	SKID: 11 ft lg x 4-1/2 in w x 3 in h; 15189G1 (81902)	EA	3				*	*	*	*	*			
P-F	6625-568-7798	STEP, FOLDING: provides access to roof; 575709 (19220)	EA	3	*	*	*	*	*	*	*	*			
P-C	5410-759-9846	WIRE ROPE ASSEMBLY: SCC36424GRI (80063)	EA	3	*	*	*	*	*	*	*	*	2	1,2,3	
P-C	5410-403-9535	WIRE ROPE ASSEMBLY AND LIFTING RING: SCC36424GRII (80063) GROUP XXVII	EA	1	*	*	*	*	*	*	*	*	2	4	
P-F	8040-664-4318	ADHESIVE: used as sealer on gaskets EC-711; one pint can (76381)	PT	1	*	*	*	*	*	*	*	*			
P-O	4130-270-4453	FILTER, AIR CONDITIONING: 15-3/4 in w x 19-3/4 in h x 1-7/8 in thk; 15119P1 (81902)	EA	1	*	*	*	*	*	*	*	*			
P-F	5330-775-8942	GASKET, DOOR: 15419P1 (81902)	EA	1	*	*	*	*	*	*	*	*			
P-F		HANDLE, DOOR: 17798P1 (81902)	EA	1	*	*	*	*	*	*	*	*			
P-F		HANDLE, DOOR: 18750P2 (81902)	EA	1	*	*	*	*	*	*	*	*			
P-F		HANDLE, DOOR: 18750P1 (81902)	EA	1	*	*	*	*	*	*	*	*			
P-F	5340-802-7407	HINGE ASSY: 13161G1 (81902)	EA	4	*	*	*	*	*	*	*	*			
P-F	5340-324-9404	LATCH, FASTENER: 5631 (19220)	EA	1	*	*	*	*	*	*	*	*			
P-F	5410-775-7546	LIFT & TIEDOWN CASTING: for right hand side; 15097P1 (81902)	EA	2	*	*	*	*	*	*	*	*			
P-F	5410-775-8939	LIFT & TIE DOWN CASTING: for left hand side; 15098P1 (81902)	EA	2	*	*	*	*	*	*	*	*			
P-F	5410-887-6019	LOUVER: 20317G1 (81902)	EA	9	*	*	*	*	*	*	*	*			
P-O		PADLOCK, KEY: for locking shelter; 7741/2B (14382)	EA	1	*	*	*	*	*	*	*	*			
P-C	4030-956-5820	PLATE AND RING ASSEMBLY, TIE DOWN: SCC90674 (80063)	EA	2	*	*	*	*	*	*	*	*	2	5,6	
P-F	4730-800-4817	PLUG, PIPE: f/drain in floor of shelter; MIL-AN932-S7 (88044)	EA	1	*	*	*	*	*	*	*	*			
P-F	6625-568-7798	STEP, FOLDING: Provides access to roof; 575709 (19220)	EA	3	*	*	*	*	*	*	*	*			
P-C	5410-759-9846	WIRE ROPE ASSEMBLY: SCC36424GRI (80063)	EA	3	*	*	*	*	*	*	*	*	2	1,2,3	
P-C	5410-403-9535	WIRE ROPE ASSEMBLY AND LIFTING RING: SCC36424GRII (80063)	EA	1	*	*	*	*	*	*	*	*	2	4	

SECTION V REPAIR PARTS FOR DIRECT SUPPORT, GENERAL SUPPORT, AND DEPOT MAINTENANCE (CONTINUED)

(1) SMR CODE	(2) FEDERAL STOCK NUMBER	(3) DESCRIPTION REFERENCE NUMBER & MFR. CODE	(4) UNIT OF MEAS	(5) QTY INC IN UNIT	(6) 30-DAY DS MAINT ALLOWANCE			(7) 30-DAY GS MAINT ALLOWANCE			(8) 1 YR ALW PER EQUIP CNTGTY	(9) DEPOT MAINT ALW PER 100 EQUIP	(10) ILLUSTRATIONS	
					(a)	(b)	(c)	(a)	(b)	(c)			(a) FIG NO.	(b) ITEM NO. OR REFERENCE DESIGNATION
					1-20	21-50	51-100	1-20	21-50	51-100				
GROUP XXVIII														
P-F	8040-664-4318	ADHESIVE: used as sealer on gaskets EC-711; one pint can (76381)	PT	1	*	*	*	*	*	*	*	*		
P-F	5410-775-8944	CHANNEL: weatherstripping used between dutch doors; 15415G1 (81902)	EA	1	*	*	*	*	*	*	*	*		
P-F		HANDLE, DOOR: 17798P1 (81902)	EA	1	*	*	*	*	*	*	*	*		
P-F		HANDLE, DOOR: 18750P2 (81902)	EA	1	*	*	*	*	*	*	*	*		
P-F	5340-802-7407	HINGE ASSY: 13161G1 (81902)	EA	4	*	*	*	*	*	*	*	*		
P-F	5340-768-8580	LATCH, DOOR: 5809 L.H. (19220)	EA	1	*	*	*	*	*	*	*	*		
P-F	5410-775-7546	LIFT & TIE DOWN CASTING: for right hand side; 15097P1 R.H. (81902)	EA	2	*	*	*	*	*	*	*	*		
P-F	5410-775-8939	LIFT & TIE DOWN CASTING: for left hand side; 15098P1 L.H. (81902)	EA	2	*	*	*	*	*	*	*	*		
P-O		PADLOCK, KEY: for locking shelter; 7741/2B (14382)	EA	1	*	*	*	*	*	*	*	*		
P-C	4030-956-5820	PLATE AND RING ASSEMBLY, TIE DOWN: SCC90674 (80063)	EA	2	*	*	*	*	*	*	*	*	2	5,6
P-F	4730-800-4817	PLUG, PIPE: for drain in floor of shelter; MIL-AN932-S7 (88044)	EA	1	*	*	*	*	*	*	*	*		
P-F	6625-568-7798	STEP, FOLDING: provides access to roof of shelter; 575709 (19220)	EA	3	*	*	*	*	*	*	*	*		
P-C	5410-759-9846	WIRE ROPE ASSEMBLY: SCC36424GRI (80063)	EA	3	*	*	*	*	*	*	*	*	2	1,2,3
P-C	5410-403-9535	WIRE ROPE ASSEMBLY AND LIFTING RING: SCC36424GR11 (80063)	EA	1	*	*	*	*	*	*	*	*	2	4
GROUP XXIX														
P-F	8040-664-4318	ADHESIVE: used as sealer on gaskets EC-711; one pint can; (76381)	PT	1	*	*	*	*	*	*	*	*		
P-F	5306-803-3244	BOLT, EYE: for towing shelter, one in each corner; (65814)	EA	4	*	*	*	*	*	*	*	*		
P-F	5410-775-8944	CHANNEL: weatherstripping between dutch doors; 15415G1 (81902)	EA	1	*	*	*	*	*	*	*	*		
P-O	4130-270-4453	FILTER, AIR CONDITIONING: 15-3/4 in w x 19-3/4 in h x 1-7/8 in thk; 15119P1 (81902)	EA	1	*	*	*	*	*	*	*	*		
P-F	5410-980-9357	GASKET: 15695P2 (81902)	EA	1	*	*	*	*	*	*	*	*		
P-F	5410-980-9358	GASKET: 15695P3 (81902)	EA	1	*	*	*	*	*	*	*	*		
P-F		HANDLE: 17798P2 (81902)	EA	1	*	*	*	*	*	*	*	*		
P-F	5410-822-7442	HANDLE, DOOR: F/outside of upper door; AL-5624-52 (19220)	EA	1	*	*	*	*	*	*	*	*		

SECTION v REPAIR PARTS FOR DIRECT SUPPORT, GENERAL SUPPORT, AND DEPOT MAINTENANCE (CONTINUED)

(1) SNR CODE	(2) FEDERAL STOCK NUMBER	(3) DESCRIPTION REFERENCE NUMBER & MFR. CODE	(4) UNIT OF MEAS	(5) QTY INC IN UNIT	(6) 30-DAY DS MAINT ALLOWANCE			(7) 30-DAY GS MAINT ALLOWANCE			(8) 1 YR ALW PER EQUIP CNTGCTY	(9) DEPOT MAINT ALW PER 100 EQUIP	(10) ILLUSTRATIONS		
					USABLE ON CODE	(a) 1-20	(b) 21-50	(c) 51-100	(a) 1-20	(b) 21-50			(c) 51-100	(a) FIG NO.	(b) ITEM NO. OR REFERENCE DESIGNATION
P-F		HINGE: 21738G2 (81902)	EA	2	*	*	*	*	*	*	*	*			
P-F		HINGE, BUTT: 21738G1 (81902)	EA	2	*	*	*	*	*	*	*	*			
P-F	5410-980-7264	HOLDER, DOOR: 16336G4 (81902)	EA	1	*	*	*	*	*	*	*	*			
P-F	5340-980-9370	LATCH, DOOR: for inside lower door; 5809 R. H. (19220)	EA	1	*	*	*	*	*	*	*	*			
P-F		LATCH: AL-25-5624 (19220)	EA	1	*	*	*	*	*	*	*	*			
P-F		LIFT & TIE DOWN: 22742P1 (81902)	EA	4	*	*	*	*	*	*	*	*			
P-F		LOUVER: 14910G2 (81902)	EA	1	*	*	*	*	*	*	*	*			
P-F	5410-887-6019	LOUVER: 20317G1 (81902)	EA	2	*	*	*	*	*	*	*	*			
P-O		PADLOCK, KEY: for locking shelter; 7741/2B (14382)	EA	1	*	*	*	*	*	*	*	*			
P-H		PANEL: 22788G1 (81902)	EA	1				*	*	*	*	*			
P-H	5670-887-6013	PANEL: 22793G1 (81902)	EA	1				*	*	*	*	*			
P-C	4030-956-5820	PLATE AND RING ASSEMBLY, TIE DOWN: SCC90674 (80063)	EA	2	*	*	*	*	*	*	*	*	2	5,6	
P-F	5410-981-8701	PLUG, DRAIN: for drain in floor of shelter; 8173 (01943)	EA	1	*	*	*	*	*	*	*	*			
P-H		SKID: 23001G1 (81902)	EA	2				*	*	*	*	*			
P-H		SKID: 23002G1 (81902)	EA	1				*	*	*	*	*			
P-F	6625-568-7798	STEP, FOLDING: provides access to roof; 575709 (19220)	EA	3	*	*	*	*	*	*	*	*			
P-F		TOWING EYE: 22743P1 (81902)	EA	2	*	*	*	*	*	*	*	*			
P-F	5410-887-6021	TOWING EYE: 22730P1 (81902)	EA	2	*	*	*	*	*	*	*	*			
P-C	5410-759-9846	WIRE ROPE ASSEMBLY: SCC36424GRI (80063)	EA	3	*	*	*	*	*	*	*	*	2	1,2,3	
P-C	5410-403-9535	WIRE ROPE ASSEMBLY AND LIFTING RING: SCC36424GR11 (80063)	EA	1	*	*	*	*	*	*	*	*	2	4	
GROUP XXX															
P-F	8040-664-4318	ADHESIVE: used as sealer on gaskets EC-711; one pint can (76381)	PT	1	*	*	*	*	*	*	*	*			
P-F	5306-803-3244	BOLT, EYE: for towing shelter, one in each corner; (65814)	EA	4	*	*	*	*	*	*	*	*			
P-F	5410-775-8944	CHANNEL: weathersstripping between dutch doors; 15415G1 (81902)	EA	1	*	*	*	*	*	*	*	*			

SECTION V REPAIR PARTS FOR DIRECT SUPPORT, GENERAL SUPPORT, AND DEPOT MAINTENANCE (CONTINUED)

(1) SMR CODE	(2) FEDERAL STOCK NUMBER	(3) DESCRIPTION REFERENCE NUMBER & MFR. CODE	(4) UNIT OF MEAS	(5) QTY INC IN UNIT	(6) 30-DAY DS MAINT ALLOWANCE			(7) 30-DAY GS MAINT ALLOWANCE			(8) 1 YR ALW PER EQUIP CNTGCTY	(9) DEPOT MAINT ALW PER 100 EQUIP	(10) ILLUSTRATIONS	
					(a)	(b)	(c)	(a)	(b)	(c)			(a)	(b)
					1-20	21-50	51-100	1-20	21-50	51-100			FIG NO.	ITEM NO. OR REFERENCE DESIGNATION
P-F	5410-980-9357	GASKET: 15695P2 (81902)	EA	1	*	*	*	*	*	*	*	*		
P-F	5410-980-9358	GASKET: 15695P3 (81902)	EA	1	*	*	*	*	*	*	*	*		
P-F	5410-822-7442	HANDLE, DOOR: f/outside of upper door; AL-5624-52 (19220)	EA	1	*	*	*	*	*	*	*	*		
P-F		HANDLE: 17798P2 (81902)	EA	1	*	*	*	*	*	*	*	*		
P-F		HINGE: 21738G1 (81902)	EA	2	*	*	*	*	*	*	*	*		
P-F		HINGE: 21738G2 (81902)	EA	2	*	*	*	*	*	*	*	*		
P-F	5410-980-7264	HOLDER, DOOR: 16336G4 (81902)	EA	1	*	*	*	*	*	*	*	*		
P-F	5340-980-9370	LATCH, DOOR: for inside lower door; 5809 R. H. (19220)	EA	1	*	*	*	*	*	*	*	*		
P-F		LATCH: AL-25-5624 (19220)	EA	2	*	*	*	*	*	*	*	*		
P-F		LOUVER: 14910G2 (81902)	EA	1	*	*	*	*	*	*	*	*		
P-F	5410-887-6019	LOUVER: 20317G1 (81902)	EA	2	*	*	*	*	*	*	*	*		
P-O		PADLOCK KEY: for locking shelter; 7741/2B (14382)	EA	1	*	*	*	*	*	*	*	*		
P-H		PANEL: 22788G1 (81902)	EA	1				*	*	*	*	*		
P-C	4030-956-5820	PLATE AND RING ASSEMBLY, TIE DOWN: SCC90674 (80063)	EA	2	*	*	*	*	*	*	*	*	2	5.6
P-F	5410-981-8701	PLUG, DRAIN: for drain in floor of shelter; 8173 (01943)	EA	1	*	*	*	*	*	*	*	*		
P-F	5410-887-6021	TOWING EYE: 22730P1 (81902)	EA	2	*	*	*	*	*	*	*	*		
P-C	5410-759-9846	WIRE ROPE ASSEMBLY: SCC36424GRI (80063)	EA	3	*	*	*	*	*	*	*	*	2	1,2,3
P-C	5410-403-9535	WIRE ROPE ASSEMBLY AND LIFTING RING: SCC36424GRII (80063)	EA	1	*	*	*	*	*	*	*	*	2	4
		GROUP XXXI												
P-F	8040-664-4318	ADHESIVE: used as sealer on gaskets EC-711; one pint can (76381)	PT	1	*	*	*	*	*	*	*	*		
P-F	5410-775-8944	CHANNEL: weatherstripping used between dutch doors; 15415G1 (81902)	EA	1	*	*	*	*	*	*	*	*		
P-F		HANDLE: 17798P2 (81902)	EA	1	*	*	*	*	*	*	*	*		
P-F	5410-980-7264	HOLDER, DOOR: 16336G4 (81902)	EA	1	*	*	*	*	*	*	*	*		
P-F	5340-887-6089	LATCH: AL-25-5624 (19220)	EA	2	*	*	*	*	*	*	*	*		
P-O		PADLOCK, KEY: for locking shelter; 7741/2B (14382)	EA	1	*	*	*	*	*	*	*	*		
P-C	4030-956-5820	PLATE AND RING ASSEMBLY, TIE DOWN: SCC90674 (80063)	EA	2	*	*	*	*	*	*	*	*		

SECTION V REPAIR PARTS FOR DIRECT SUPPORT, GENERAL SUPPORT, AND DEPOT MAINTENANCE (CONTINUED)

(1) SMR CODE	(2) FEDERAL STOCK NUMBER	(3) DESCRIPTION USABLE ON CODE	(4) UNIT OF MEAS	(5) QTY INC IN UNIT	(6) 30-DAY DS MAINT ALLOWANCE			(7) 30-DAY GS MAINT ALLOWANCE			(8) 1 YR ALW PER EQUIP CNTGTY	(9) DEPOT MAINT ALW PER 100 EQUIP	(10) ILLUSTRATIONS	
					(a)	(b)	(c)	(a)	(b)	(c)			(a) FIG NO.	(b) ITEM NO. OR REFERENCE DESIGNATION
					1-20	21-50	51-100	1-20	21-50	51-100				
P-F	5410-981-8701	PLUG, DRAIN: f/drain in floor of shelter; 8173 (01943)	EA	1	*	*	*	*	*	*	*	*		
P-C	5410-759-9846	WIRE ROPE ASSEMBLY: SCC36424GRI (80063)	EA	3	*	*	*	*	*	*	*	*	2	1,2,3
P-C	5410-403-9535	WIRE ROPE ASSEMBLY AND LIFTING RING: SCC36424GRII (80063) GROUP XXXII	EA	1	*	*	*	*	*	*	*	*	2	4
P-F	8040-664-4318	ADHESIVE: used as sealer on gaskets EC-711; one pint can (76381)	PT	1	*	*	*	*	*	*	*	*		
P-F	5306-803-3244	BOLT, EYE: for towing shelter, one in each corner; 28 (65814)	EA	4	*	*	*	*	*	*	*	*		
P-F	5410-775-8944	CHANNEL: used as weatherstripping between dutch doors; 15415G1 (81902)	EA	1	*	*	*	*	*	*	*	*		
P-F	5410-980-9357	GASKET: 15695P2 (81902)	EA	1	*	*	*	*	*	*	*	*		
P-F	5410-980-9358	GASKET: 15695P3 (81902)	EA	1	*	*	*	*	*	*	*	*		
P-F		HANDLE: 17798P2 (81902)	EA	1	*	*	*	*	*	*	*	*		
P-F		HINGE: 21738G2 (81902)	EA	2	*	*	*	*	*	*	*	*		
P-F		HINGE BUTT: 21738G1 (81902)	EA	2	*	*	*	*	*	*	*	*		
P-F	5410-980-7264	HOLDER, DOOR: 16336G4 (81902)	EA	1	*	*	*	*	*	*	*	*		
P-F	5340-980-9370	LATCH, DOOR: For inside lower door; 5809R.H. (19220)	EA	1	*	*	*	*	*	*	*	*		
P-F		LOUVER: 14910G2 (81902)	EA	1	*	*	*	*	*	*	*	*		
P-F	5410-887-6019	LOUVER: 20317G1 (81902)	EA	2	*	*	*	*	*	*	*	*		
P-O		PADLOCK, KEY: for locking shelter; 7741/2B (14382)	EA	1	*	*	*	*	*	*	*	*		
P-H		PANEL: 22788G1 (81902)	EA	1				*	*	*	*	*		
P-H	5670-887-6013	PANEL: 22793G1 (81902)	EA	1				*	*	*	*	*		
P-C	4030-956-5820	PLATE AND RING ASSEMBLY, TIE DOWN: SCC90674 (80063)	EA	2	*	*	*	*	*	*	*	*		
P-F	5410-981-8701	PLUG, DRAIN: f/drain floor of shelter; 8173 (01943)	EA	1	*	*	*	*	*	*	*	*		
P-F	6625-568-7798	STEP, FOLDING: provides access to roof; 575709 (19220)	EA	3	*	*	*	*	*	*	*	*		
P-C	5410-759-9846	WIRE ROPE ASSEMBLY: SCC36424GRI (80063)	EA	3	*	*	*	*	*	*	*	*	2	1,2,3
P-C	5410-403-9535	WIRE ROPE ASSEMBLY AND LIFTING RING: SCC36424GRII (80063)	EA	1	*	*	*	*	*	*	*	*	2	4

SECTION V REPAIR PARTS FOR DIRECT SUPPORT, GENERAL SUPPORT, AND DEPOT MAINTENANCE (CONTINUED)

(1) S/R CODE	(2) FEDERAL STOCK NUMBER	(3) DESCRIPTION REFERENCE NUMBER & MFR. CODE	(4) UNIT OF MEAS	(5) QTY INC IN UNIT	(6) 30-DAY DS MAINT ALLOWANCE			(7) 30-DAY GS MAINT ALLOWANCE			(8) 1 YR ALW PER EQUIP CNTGCTY	(9) DEPOT MAINT ALW PER 100 EQUIP	(10) ILLUSTRATIONS	
					(a)	(b)	(c)	(a)	(b)	(c)			(a)	(b)
					1-20	21-50	51-100	1-20	21-50	51-100			FIG NO.	ITEM NO. OR REFERENCE DESIGNATION
		GROUP XXXIII												
P-F	8040-664-4318	ADHESIVE: used as sealer on gaskets EC-711; one pint can (76381)	PT	1	*	*	*	*	*	*	*	*		
P-F	5306-803-3244	BOLT, EYE: for towing shelter; one in each corner; 28 (65814)	EA	4	*	*	*	*	*	*	*	*		
P-F	5410-775-8944	CHANNEL: weatherstripping used between dutch doors; 15415G1 (81902)	EA	1	*	*	*	*	*	*	*	*		
P-O	4130-270-4453	FILTER, AIR CONDITIONING: 15-3/4 in w x 19-3/4 in h x 1-7/8 in thk; 15119P1 (81902)	EA	1	*	*	*	*	*	*	*	*		
P-F	5410-980-9357	GASKET: 15695P22 (81902)	EA	1	*	*	*	*	*	*	*	*		
P-F	5410-980-9358	GASKET: 15695P3 (81902)	EA	1	*	*	*	*	*	*	*	*		
P-F		HANDLE: 17798P2 (81902)	EA	1	*	*	*	*	*	*	*	*		
P-F		HINGE: 21738G2 (81902)	EA	2	*	*	*	*	*	*	*	*		
P-F		HINGE, BUTT: 21738G1 (81902)	EA	2	*	*	*	*	*	*	*	*		
P-F	5410-980-7264	HOLDER, DOOR: 16336G4 (81902)	EA	1	*	*	*	*	*	*	*	*		
P-F	5340-980-9370	LATCH, DOOR: for inside lower door; 5809R. H. (19220)	EA	1	*	*	*	*	*	*	*	*		
P-F		LIFT & TIE DOWN: 22742P1 (81902)	EA	4	*	*	*	*	*	*	*	*		
P-F		LOUVER: 14910G2 (81902)	EA	1	*	*	*	*	*	*	*	*		
P-O		PADLOCK, KEY: for locking shelter; 7741/2B (14382)	EA	1	*	*	*	*	*	*	*	*		
P-H		PANEL: 22788G1 (81902)	EA	1				*	*	*	*	*		
P-H	5670-887-6013	PANEL: 22793G1 (81902)	EA	1				*	*	*	*	*		
P-C	4030-956-5820	PLATE AND RING ASSEMBLY, TIE DOWN: SCC90674 (80063)	EA	2	*	*	*	*	*	*	*	*	2	5,6
P-F	5410-981-8701	PLUG, DRAIN: f/drain in floor of shelter; 8173 (01943)	EA	1	*	*	*	*	*	*	*	*		
P-H		SKID: 23001G1 (81902)	EA	2				*	*	*	*	*		
P-H		SKID: 23002G1 (81902)	EA	1				*	*	*	*	*		
P-F	5410-887-6021	TOWING EYE: 22730P1 (81502)	EA	2	*	*	*	*	*	*	*	*		
P-F		TOWING EYE: 22743P1 (81902)	EA	2	*	*	*	*	*	*	*	*		
P-C	5410-759-9846	WIRE ROPE ASSEMBLY: SCC36424GRI (80063)	EA	3	*	*	*	*	*	*	*	*	2	1,2,3

SECTION V REPAIR PARTS FOR DIRECT SUPPORT, GENERAL SUPPORT, AND DEPOT MAINTENANCE (CONTINUED)

(1) SMR CODE	(2) FEDERAL STOCK NUMBER	(3) DESCRIPTION REFERENCE NUMBER & MFR. CODE	(4) UNIT OF MEAS	(5) QTY INC IN UNIT	(6) 30-DAY DS MAINT ALLOWANCE			(7) 30-DAY GS MAINT ALLOWANCE			(8) 1 YR ALW PER EQUIP CNTGCTY	(9) DEPOT MAINT ALW PER 100 EQUIP	(10) ILLUSTRATIONS	
					(a) 1-20	(b) 21-50	(c) 51-100	(a) 1-20	(b) 21-50	(c) 51-100			(a) FIG No.	(b) ITEM NO. OR REFERENCE DESIGNATION
P-C	5410-403-9535	WIRE ROPE ASSEMBLY AND LIFTING RING: SCC36424GR11 (80063) GROUP XXXIV	EA	1	*	*	*	*	*	*	*	*	2	4
P-F	8040-664-4318	ADHESIVE: used as sealer on gaskets EC-711; one pint can (76381)	PT	1	*	*	*	*	*	*	*	*		
P-F	5410-775-8944	CHANNEL: weatherstripping used between dutch doors; 15415G1 (81902)	EA	1	*	*	*	*	*	*	*	*		
P-F		HANDLE: 17798P2 (81902)	EA	1	*	*	*	*	*	*	*	*		
P-F	5410-980-7264	HOLDER, DOOR: 16336G4 (81902)	EA	1	*	*	*	*	*	*	*	*		
P-F		LATCH: AL-25-5624 (19220)	EA	2	*	*	*	*	*	*	*	*		
P-F		LOUVER: 14910G2 (81902)	EA	1	*	*	*	*	*	*	*	*		
P-O		PADLOCK, KEY: for locking shelter; 7741/2B (14382)	EA	1	*	*	*	*	*	*	*	*		
P-C	4030-956-5820	PLATE AND RING ASSEMBLY, TIE DOWN: SCC30674 (80063)	EA	2	*	*	*	*	*	*	*	*	2	5,6
P-F	5410-981-8701	PLUG, DRAIN: for drain in floor of shelter; 8173 (01943)	EA	1	*	*	*	*	*	*	*	*		
P-C	5410-759-9846	WIRE ROPE ASSEMBLY: SCC36424GRI (80063)	EA	3	*	*	*	*	*	*	*	*	2	1,2,3
P-C	5410-403-9535	WIRE ROPE ASSEMBLY AND LIFTING RING: SCC36424GR11 (80063) GROUP XXXV	EA	1	*	*	*	*	*	*	*	*	2	4
P-F	8040-664-4318	ADHESIVE: used as sealer on gaskets EC-711; one pint can (76381)	PT	1	*	*	*	*	*	*	*	*		
P-F	5306-803-3244	BOLT, EYE: for towing shelter, one in each corner; 28 (65814)	EA	4	*	*	*	*	*	*	*	*		
P-F	5410-775-8944	CHANNEL: weatherstripping used between dutch doors; 15415G1 (81902)	EA	1	*	*	*	*	*	*	*	*		
P-F	5410-980-9357	GASKET: 15695P2 (81902)	EA	1	*	*	*	*	*	*	*	*		
P-F	5410-980-9358	GASKET: 15695P3 (81902)	EA	1	*	*	*	*	*	*	*	*		
P-F		HANDLE: 17798P2 (81902)	EA	1	*	*	*	*	*	*	*	*		
P-F	5410-980-7264	HOLDER, DOOR: 16336G4 (81902)	EA	1	*	*	*	*	*	*	*	*		
P-F	5340-980-9370	LATCH, DOOR: for inside lower door; 5809 R. H. (19220)	EA	1	*	*	*	*	*	*	*	*		
P-F		LOUVER: 14910G2 (81902)	EA	1	*	*	*	*	*	*	*	*		

SECTION V REPAIR PARTS FOR DIRECT SUPPORT, GENERAL SUPPORT, AND DEPOT MAINTENANCE (CONTINUED)

(1) SMR CODE	(2) FEDERAL STOCK NUMBER	(3) DESCRIPTION REFERENCE NUMBER & MFR. CODE USABLE ON CODE	(4) UNIT OF MEAS	(5) QTY INC IN UNIT	(6) 30-DAY DS MAINT ALLOWANCE			(7) 30-DAY GS MAINT ALLOWANCE			(8) 1 YR ALW PER EQUIP CNTGTY	(9) DEPOT MAINT ALW PER 100 EQUIP	(10) ILLUSTRATIONS	
					(a) 1-20	(b) 21-50	(c) 51-100	(a) 1-20	(b) 21-50	(c) 51-100			(a) FIG NO.	(b) ITEM NO. OR REFERENCE DESIGNATION
					P-O		PADLOCK, KEY: for locking shelter; 7741/2B (14382)	EA	1	*			*	*
P-C	4030-956-5820	PLATE AND RING ASSEMBLY, TIE DOWN: SCC90674 (80063)	EA	2	*	*	*	*	*	*	*	2	5,6	
P-F	5410-981-8701	PLUG, DRAIN: f/drain in floor of shelter; 8173 (01943)	EA	1	*	*	*	*	*	*	*			
P-C	5410-759-9846	WIRE ROPE ASSEMBLY: SCC36424GRI (80063)	EA	3	*	*	*	*	*	*	*	2	1,2,3	
P-C	5410-403-9535	WIRE ROPE ASSEMBLY AND LIFTING RING: SCC36424GRII (80063)	EA	1	*	*	*	*	*	*	*	2	4	
		GROUP XXXVI												
P-F	8040-664-4318	ADHESIVE: used as sealer on gaskets EC-711; one pint can (76381)	PT	1	*	*	*	*	*	*	*			
P-F	5306-803-3244	BOLT, EYE: for towing shelter, one in each corner; 28 (65814)	EA	4	*	*	*	*	*	*	*			
P-F	5410-775-8944	CHANNEL: weatherstripping used between dutch doors; 15415G1 (81902)	EA	1	*	*	*	*	*	*	*			
P-F	5410-980-9357	GASKET: 15695P2 (81902)	EA	1	*	*	*	*	*	*	*			
P-F	5410-980-9358	GASKET: 15695P3 (81902)	EA	1	*	*	*	*	*	*	*			
P-F		HANDLE: 17798P2 (81902)	EA	1	*	*	*	*	*	*	*			
P-F	5410-980-7264	HOLDER, DOOR: 16336G4 (81902)	EA	1	*	*	*	*	*	*	*			
P-F	5340-980-9370	LATCH, DOOR: for inside lower door; 5809R. H. (19220)	EA	1	*	*	*	*	*	*	*			
P-O		PADLOCK, KEY: for locking shelter; 7741/2B (14382)	EA	1	*	*	*	*	*	*	*			
P-C	4030-956-5820	PLATE AND RING ASSEMBLY, TIE DOWN: SCC90674 (80063)	ea	2	*	*	*	*	*	*	*	2	5,6	
P-F	5410-981-8701	PLUG, DRAIN: for drain in floor of shelter; 8173 (01943)	EA	1	*	*	*	*	*	*	*			
P-F	6625-568-7798	STEP, FOLDING: provides access to roof; 575709 (19220)	EA	3	*	*	*	*	*	*	*			
P-C	5410-759-9846	WIRE ROPE ASSEMBLY: SCC36424GRI (80063)	EA	3	*	*	*	*	*	*	*	2	1,2,3	
P-C	5410-403-9535	WIRE ROPE ASSEMBLY AND LIFTING RING: SCC36424GRII (80063)	EA	1	*	*	*	*	*	*	*	2	4	
		GROUP XXXVII												
P-F	8040-664-4318	ADHESIVE: used as sealer on gaskets EC-711; one pint can; (76381)	PT	1	*	*	*	*	*	*	*			
P-F	5306-803-3244	BOLT, EYE: for towing shelter; one in each corner; 28 (65814)	EA	4	*	*	*	*	*	*	*			

SECTION V REPAIR PARTS FOR DIRECT SUPPORT, GENERAL SUPPORT, AND DEPOT MAINTENANCE (CONTINUED)

(1) S&R CODE	(2) FEDERAL STOCK NUMBER	(3) DESCRIPTION REFERENCE NUMBER & MFR. CODE	(4) UNIT OF MEAS	(5) QTY. INC IN UNIT	(6) 30-DAY DS MAINT ALLOWANCE			(7) 30-DAY GS MAINT ALLOWANCE			(8) 1 YR ALW PER EQUIP CNTGCT	(9) DEPOT MAINT ALW PER 100 EQUIP	(10) ILLUSTRATIONS		
					USABLE ON CODE	(a) 1-20	(b) 21-50	(c) 51-100	(a) 1-20	(b) 21-50			(c) 51-100	(a) FIG NO.	(b) ITEM NO. OR REFERENCE DESIGNATION
P-F	5410-775-8944	CHANNEL: weatherstripping used between dutch doors; 15415G1 (81902)	EA	1	*	*	*	*	*	*	*	*			
P-F	5410-980-9357	GASKET: 15695P2 (81902)	EA	1	*	*	*	*	*	*	*	*			
P-F	5410-980-9358	GASKET: 15695P3 (81902)	EA	1	*	*	*	*	*	*	*	*			
P-F		HANDLE: 17798P2 (81902)	EA	1	*	*	*	*	*	*	*	*			
P-F	5410-980-7264	HOLDER, DOOR: 16336G4 (81902)	EA	1	*	*	*	*	*	*	*	*			
P-F	5340-980-9370	LATCH, DOOR: for inside lower door; 5809 R. H. (19220)	EA	1	*	*	*	*	*	*	*	*			
P-O		PADLOCK, KEY: for locking shelter; 7741/2B (14382)	EA	1	*	*	*	*	*	*	*	*			
P-C	4030-956-5820	PLATE AND RING ASSEMBLY, TIE DOWN: SCC90674 (80063)	EA	2	*	*	*	*	*	*	*	*	2	5,6	
P-F	5410-981-8701	PLUG, DRAIN: for drain in floor of shelter; 8173 (01943)	EA	1	*	*	*	*	*	*	*	*			
P-C	5410-759-9846	WIRE ROPE ASSEMBLY: SCC36424GRI (80063)	EA	3	*	*	*	*	*	*	*	*	2	1,2,3	
P-C	5410-403-9535	WIRE ROPE ASSEMBLY AND LIFTING RING: SCC36424GR11 (80063)	EA	1	*	*	*	*	*	*	*	*	2	4	
		GROUP XXXVIII													
P-F	8040-664-4318	ADHESIVE: used as sealer on gaskets EC-711; one pint can (76381)	PT	1	*	*	*	*	*	*	*	*			
P-F	5340-815-9427	HANDLE: 17798P1 (81902)	EA	1	*	*	*	*	*	*	*	*			
P-F	5340-886-3310	HANDLE: 18750P2 (81902)	EA	1	*	*	*	*	*	*	*	*			
P-F	5410-822-7442	HANDLE, DOOR: for outside of upper door; AL-5624-52 (19220)	EA	1	*	*	*	*	*	*	*	*			
P-F		HINGE, BUTT: 21738G1 (81902)	EA	3	*	*	*	*	*	*	*	*			
P-F	5410-980-7264	HOLDER, DOOR: 16336G4 (81902)	EA	1	*	*	*	*	*	*	*	*			
P-O		PADLOCK, KEY: for locking shelter; 7741/2B (14382)	EA	1	*	*	*	*	*	*	*	*			
P-C	4030-956-5820	PLATE AND RING ASSEMBLY, TIE DOWN: SCC90674 (80063)	EA	2	*	*	*	*	*	*	*	*	2	5,6	
P-F	5410-981-8701	PLUG, DRAIN: for drain in floor of shelter; 8173 (01943)	EA	1	*	*	*	*	*	*	*	*			
P-C	5410-759-9846	WIRE ROPE ASSEMBLY: SCC36424GRI (80063)	EA	3	*	*	*	*	*	*	*	*	2	1,2,3	
P-C	5410-403-9535	WIRE ROPE ASSEMBLY AND LIFTING RING: SCC36424GR11 (80063)	EA	1	*	*	*	*	*	*	*	*	2	4	

SECTION V REPAIR PARTS FOR DIRECT SUPPORT, GENERAL SUPPORT, AND DEPOT MAINTENANCE (CONTINUED)

(1) SMR CODE	(2) FEDERAL STOCK NUMBER	(3) DESCRIPTION REFERENCE NUMBER & MFR. CODE	(4) UNIT OF MEAS	(5) QTY INC IN UNIT	(6) 30-DAY DS MAINT ALLOWANCE			(7) 30-DAY GS MAINT ALLOWANCE			(8) 1 YR ALW PER EQUIP CNTGCT	(9) DEPOT MAINT ALW PER 100 EQUIP	(10) ILLUSTRATIONS	
					(a) 1-20	(b) 21-50	(c) 51-100	(a) 1-20	(b) 21-50	(c) 51-100			(a) FIG NO.	(b) ITEM NO. OR REFERENCE DESIGNATION
		GROUP XXXIX												
P-F	8040-024-9628	ADHESIVE: used as sealer on gaskets A-132, one pint (25472)	PT	1	*	*	*	*	*	*	*	*		
P-H	5805-968-4612	COVER ASSEMBLY (INTAKE): 18-3/4 in w x 22-1/4 in lg, D-30280-901 (10622)	EA	1				*	*	*	*	*		
P-H	5805-968-4613	DOOR ASSEMBLY, EXHAUST: D-30279-901 (10622)	EA	2				*	*	*	*	*		
P-H	5410-983-3987	DOOR ASSEMBLY: upper dutch door; E-22252 (10622)	EA	1				*	*	*	*	*		
P-H	5410-983-3988	DOOR ASSEMBLY: lower dutch door; E-22243 (10622)	EA	1				*	*	*	*	*		
P-O		FILTER, AIR CONDITIONING: DL-049-15-EE (10622)	EA	1	*	*	*	*	*	*	*	*		
P-O	4130-844-7518	FILTER, AIR: for entrance door; 122.444 (00736)	EA	1	*	*	*	*	*	*	*	*		
P-O	4130-752-9119	FILTER, AIR CONDITIONING: FILT-R-ITE DK-31 (94588)	EA	1	*	*	*	*	*	*	*	*		
P-H		GASKET, DOOR (VENTILATOR): SM-B-363391 (80063)	EA	1				*	*	*	*	*		
P-F	5340-973-2655	HANDLE, DOOR: for outside upper door; D-30252-22 (10622)	EA	1	*	*	*	*	*	*	*	*		
P-F	5340-973-2656	HANDLE, DOOR: for inside upper door; AL-15977 (19220)	EA	1	*	*	*	*	*	*	*	*		
P-F	5340-950-4099	HAND HOLD, ROOF: H-945 .SS. 2RG (98003)	EA	1	*	*	*	*	*	*	*	*		
P-O	5340-983-4009	HOLDER, DOOR: 22246A (10622)	EA	1	*	*	*	*	*	*	*	*		
P-F	5340-856-3940	HINGE, BUTT: for intake cover; DL-049-7-11-14 (10622)	EA	1	*	*	*	*	*	*	*	*		
P-F	5340-856-3938	HINGE, BUTT: for exhaust cover; DL-049-13-4 (10622)	EA	1	*	*	*	*	*	*	*	*		
P-F	5340-856-3939	HINGE BUTT: for door hinge; DL-049-15-5 (10622)	EA	1	*	*	*	*	*	*	*	*		
P-F	5340-887-6062	LATCH, ASSY: AL-23-5624 (19220)	EA	1	*	*	*	*	*	*	*	*		
P-F	5340-856-4662	LATCH, DOOR: DL-049-7-E (10622)	EA	1	*	*	*	*	*	*	*	*		
P-F	4940-072-7241	LOUVER ASSY: for air intake on dutch door; SC-D-165371C (80063)	EA	1	*	*	*	*	*	*	*	*		
P-F	5410-986-0351	LOUVER ASSY (EXHAUST): for blower; D-22232 (10622)	EA	2	*	*	*	*	*	*	*	*		
P-F	5410-983-3986	LIFTING & TIEDOWN CASTING: C-24398 (10622)	EA	1	*	*	*	*	*	*	*	*		
P-F	5310-856-4663	NUT, PLAIN, WING: DL-049-7W (10622)	EA	2	*	*	*	*	*	*	*	*		
P-O		PADLOCK, KEY: for locking shelter; 7741/2B (14382)	EA	1	*	*	*	*	*	*	*	*		

SECTION V REPAIR PARTS FOR DIRECT SUPPORT, GENERAL SUPPORT, AND DEPOT MAINTENANCE (CONTINUED)

(1) SMR CODE	(2) FEDERAL STOCK NUMBER	(3) DESCRIPTION REFERENCE NUMBER & MFR. CODE	(4) UNIT OF MEAS	(5) QTY INC IN UNIT	(6) 30-DAY DS MAINT ALLOWANCE			(7) 30-DAY GS MAINT ALLOWANCE			(8) 1 YR ALW PER EQUIP CNTGCTY	(9) DEPOT MAINT ALW PER 100 EQUIP	(10) ILLUSTRATIONS	
					(a) 1-20	(b) 21-50	(c) 51-100	(a) 1-20	(b) 21-50	(c) 51-100			(a) FIG NO.	(b) ITEM NO. OR REFERENCE DESIGNATION
P-H	5410-983-3987	PANEL: upper dutch door; 22252 (10622)	EA	1				*	*	*	*	*		
P-H	5410-983-3988	PANEL: lower dutch door; 22243 (10622)	EA	1				*	*	*	*	*		
P-C	4030-956-5820	PLATE AND RING ASSEMBLY, TIE DOWN: SCC90674 (80063)	EA	2	*	*	*	*	*	*	*	*	2	5,6
P-O	4730-056-0441	PLUG, DRAIN: for drain in floor; DL-049-1-13 (10622)	EA	1	*	*	*	*	*	*	*	*		
P-F	5330-988-0919	RUBBER STRIP: (Authorized allowances will be a minimum of or a multiple of 90 inches) 22229-7-12 (10622)	IN	90	*	*	*	*	*	*	*	*		
P-F	5330-856-4664	SEAL, DOOR: B26012 (10622)	EA	1	*	*	*	*	*	*	*	*		
P-H	5410-983-3989	SKID: side pieces; 22308 (10622)	EA	1				*	*	*	*	*		
P-H	5410-983-3990	SKID: center piece; 22273 (10622)	EA	1				*	*	*	*	*		
P-H	5805-968-4614	SKID ASSY, OUTER: aluminum alloy; C-30997 (10622)	EA	2				*	*	*	*	*		
P-F	6625-568-7798	STEP, FOLDING: provides access to roof; 575709 (19220)	EA	3	*	*	*	*	*	*	*	*		
P-F		TOWING EYE ASSY: for towing shelter; E-31785-901- L.H. (78880)	EA	2	*	*	*	*	*	*	*	*		
P-F	2540-076-7247	TOWING EYE ASSY: for towing shelter; E-31785-902 R.H. (78880)	EA	2	*	*	*	*	*	*	*	*		
P-C	5410-759-9846	WIRE ROPE ASSEMBLY: SCC36424GRI (80063)	EA	3	*	*	*	*	*	*	*	*	2	1,2,3
P-C	5410-403-9535	WIRE ROPE ASSEMBLY AND LIFTING RING: SCC36424GR11 (80063)	EA	1	*	*	*	*	*	*	*	*	2	4
GROUP XL														
P-F	8040-664-4318	ADHESIVE: used as sealer on gaskets EC-711, one pint can (76381)	PT	1	*	*	*	*	*	*	*	*		
P-F	5410-066-2693	CORNER, LIFTING: one in each corner; OM-141132-1 (14189)	EA	4	*	*	*	*	*	*	*	*		
P-F		CORNER, TOWING: one in each corner; OM-141134-1 L.H. (14189)	EA	2	*	*	*	*	*	*	*	*		
P-F	5410-070-4502	CORNER, TOWING: OM-141134-2 R.H. (14189)	EA	2	*	*	*	*	*	*	*	*		
P-F	5410-066-2696	DOOR HATCH: lower door; OM-141121 (14189)	EA	1	*	*	*	*	*	*	*	*		
P-F	5410-066-2695	DOOR HATCH: upper door; OM-141140 (14189)	EA	1	*	*	*	*	*	*	*	*		
P-O	4130-752-9120	FILTER, AIR: OM-141107 (14189)	EA	1	*	*	*	*	*	*	*	*		

SECTION V REPAIR PARTS FOR DIRECT SUPPORT, GENERAL SUPPORT, AND DEPOT MAINTENANCE (CONTINUED)

(1) SMR CODE	(2) FEDERAL STOCK NUMBER	(3) DESCRIPTION REFERENCE NUMBER & MFR. CODE	(4) UNIT OF MEAS	(5) QTY INC IN UNIT	(6) 30-DAY DS MAINT ALLOWANCE			(7) 30-DAY GS MAINT ALLOWANCE			(8) 1 YR ALW PER EQUIP CNTGCTY	(9) DEPOT MAINT ALW PER 100 EQUIP	(10) ILLUSTRATIONS	
					(a)	(b)	(c)	(a)	(b)	(c)			(a) FIG NO.	(b) ITEM NO. OR REFERENCE DESIGNATION
					1-20	21-50	51-100	1-20	21-50	51-100				
P-F	5410-986-0357	GASKET, DOOR: (Authorized allowances will be a minimum of or a multiple of 19 ft) OM-144318 (14189)	FT	19	*	*	*	*	*	*	*	*		
P-F	5340-066-7239	HANDLE, GRIP: HA-945-SS-2RG (98003)	EA	1	*	*	*	*	*	*	*	*		
P-F	5340-066-7240	HINGE, STRAP: 12S-AL (27182)	EA	5	*	*	*	*	*	*	*	*		
P-F	5340-768-8580	LATCH, DOOR: 5809 L.H. (19220)	EA	1	*	*	*	*	*	*	*	*		
P-F	5340-887-6062	LATCH ASSY: AL23-5624 (19220)	EA	1	*	*	*	*	*	*	*	*		
P-F		LOCK, HANDLE: steel; OM-141044 (14189)	EA	1	*	*	*	*	*	*	*	*		
P-F		LOUVER ASSY: f/blowers; OM-14116 (14189)	EA	2	*	*	*	*	*	*	*	*		
P-F	4940-072-7241	LOUVER ASSY: for air intake on dutch door SG-D-16S3716 (80063)	EA	1	*	*	*	*	*	*	*	*		
P-O		PADLOCK, KEY: For locking shelter; 7741/2B (14382)	EA	1	*	*	*	*	*	*	*	*		
P-C	4030-956-5820	PLATE AND RING ASSEMBLY, TIE DOWN: SCC90674 (80063)	EA	2	*	*	*	*	*	*	*	*	2	5,6
P-F	4510-986-0354	PLUG, DRAIN: f/drain in floor; OM-144066 (14189)	EA	1	*	*	*	*	*	*	*	*		
P-F		SKID: center skid; OM-141084 (14189)	EA	1	*	*	*	*	*	*	*	*		
P-F	3990-066-7183	SKID (END): OM-141083 (14189)	EA	2	*	*	*	*	*	*	*	*		
P-F	5340-073-3274	STAY, FOLDING: holds upper dutch door; B-30278-901 (10622)	EA	1	*	*	*	*	*	*	*	*		
P-F	5410-066-5009	STEP, FOLDING: 113 (92489)	EA	3	*	*	*	*	*	*	*	*		
P-C	5410-759-9846	WIRE ROPE ASSEMBLY: SCC36424GRI (80063)	EA	3	*	*	*	*	*	*	*	*	2	1,2,3
P-C	5410-403-9535	WIRE ROPE ASSEMBLY AND LIFTING RING: SCC36424GRII (80063)	EA	1	*	*	*	*	*	*	*	*	2	4
		GROUP XLI												
P-F	8040-024-9628	ADHESIVE: used as sealer on gaskets A-132; one pt can (25472)	PT	1	*	*	*	*	*	*	*	*		
P-O	5410-875-1245	FILTER, AIR CONDITIONING: DK-D-41033 (94588)	EA	1	*	*	*	*	*	*	*	*		
P-F	5410-822-7442	HANDLE: outside, upper door; AL-5624-52 (19220)	EA	1	*	*	*	*	*	*	*	*		
P-F	5340-974-9847	HANDLE: inside, upper door; AL-15618 (19220)	EA	1	*	*	*	*	*	*	*	*		
P-F	5340-876-0089	HINGE, BUTT: DK-C-41084 (94588)	EA	5	*	*	*	*	*	*	*	*		

SECTION V REPAIR PARTS FOR DIRECT SUPPORT, GENERAL SUPPORT, AND DEPOT MAINTENANCE (CONTINUED)

(1) SMR CODE	(2) FEDERAL STOCK NUMBER	(3) DESCRIPTION REFERENCE NUMBER & MFR. CODE USABLE ON CODE	(4) UNIT OF MEAS	(5) QTY INC IN UNIT	(6) 30-DAY DS MAINT ALLOWANCE			(7) 30-DAY GS MAINT ALLOWANCE			(8) 1 YR ALW PER EQUIP CNTGCT	(9) DEPOT MAINT ALW PER 100 EQUIP	(10) ILLUSTRATIONS	
					(a)	(b)	(c)	(a)	(b)	(c)			(a) FIG NO.	(b) ITEM NO. OR REFERENCE DESIGNATION
					1-20	21-50	51-100	1-20	21-50	51-100				
P-F	5340-768-8580	LATCH, DOOR: lower; 5809 L.H. (19220)	EA	1	*	*	*	*	*	*	*	*		
P-F	5340-887-6062	LATCH ASSY: AL-23-5624 (19220)	EA	1	*	*	*	*	*	*	*	*		
P-F	5410-974-9834	LOUVER ASSY: DK-A-41181 (94588)	EA	1	*	*	*	*	*	*	*	*		
P-F	5410-974-9833	LOUVER ASSY: exhaust; DK-A-41180 (94588)	EA	2	*	*	*	*	*	*	*	*		
P-F	5410-974-9836	LIFTING & TIEDOWN CASTING: DK-D-41068 (94588)	EA	4	*	*	*	*	*	*	*	*		
P-O		PADLOCK, KEY: for locking shelter; 7741/2B (14382)	EA	1	*	*	*	*	*	*	*	*		
P-H	5410-974-9835	PANEL: dutch door lower; DK-A-41184 (94588)	EA	1				*	*	*	*	*		
P-H	5410-975-9378	PANEL: dutch door upper; DK-A-41185 (94588)	EA	1				*	*	*	*	*		
P-C	4030-956-5820	PLATE AND RING ASSEMBLY, TIE DOWN: SCC90674 (80063)	EA	2	*	*	*	*	*	*	*	*	2	5,6
P-F	4730-875-1246	PLUG, MACHINE THREAD: DK-14728 (94588)	EA	1	*	*	*	*	*	*	*	*		
P-F	9320-064-2823	RUBBER, SPECIAL SHAPED SECTION: 31 ft; (Authorized allowances will be a minimum of or a multiple of 31 ft) .0622 closed cell (08737)	FT	31	*	*	*	*	*	*	*	*		
P-F	6625-568-7798	STEP, FOLDING: provides access to roof; 575709 (19220)	EA	3	*	*	*	*	*	*	*	*		
P-F	5410-876-8629	SKID ASSY: SC-D-595531 (80063)	EA	3	*	*	*	*	*	*	*	*		
P-O	5410-875-1247	STRAP, WEBBING: DK-B-41085 (94588)	EA	1	*	*	*	*	*	*	*	*		
P-F		TOWING EYE: DK-D-41053 (94588)	EA	2	*	*	*	*	*	*	*	*		
P-C	5410-759-9846	WIRE ROPE ASSEMBLY: SCC36424GRI (80063)	EA	3	*	*	*	*	*	*	*	*	2	1,2,3
P-C	5410-403-9535	WIRE ROPE ASSEMBLY AND LIFTING RING: SCC36424GR11 (80063)	EA	1	*	*	*	*	*	*	*	*	2	4
GROUP XLII														
P-F	5340-721-7965	BOLT, BARREL: used to connect top & bottom sections of door; 1076 (57068)	EA	1	*	*	*	*	*	*	*	*		
P-F		DOOR, METAL, UPPER: F-3175 (96344)	EA	1	*	*	*	*	*	*	*	*		
P-F		DOOR, METAL, LOWER: F-3177 (96344)	EA	1	*	*	*	*	*	*	*	*		
P-O	4130-087-2365	FILTER, AIR CONDITIONING: 15-3/4 in w x 19-3/4 in h x 1-7/8 in thk; P-5 (00736)	EA	1	*	*	*	*	*	*	*	*		
P-F	5330-805-0679	GASKET: f/door; F-5980 (96344)	EA	1	*	*	*	*	*	*	*	*		

SECTION V REPAIR PARTS FOR DIRECT SUPPORT, GENERAL SUPPORT, AND DEPOT MAINTENANCE (CONTINUED)

(1) SNR CODE	(2) FEDERAL STOCK NUMBER	(3) DESCRIPTION REFERENCE NUMBER & MFR. CODE	(4) UNIT OF MEAS	(5) QTY INC IN UNIT	(6) 30-DAY DS MAINT ALLOWANCE			(7) 30-DAY GS MAINT ALLOWANCE			(8) 1 YR ALW PER EQUIP CNTGCTY	(9) DEPOT MAINT ALW PER 100 EQUIP	(10) ILLUSTRATIONS	
					(a) 1-20	(b) 21-50	(c) 51-100	(a) 1-20	(b) 21-50	(c) 51-100			(a) FIG NO.	(b) ITEM NO. OR REFERENCE DESIGNATION
P-F	5340-729-6401	HANDLE, DOOR: outside upper door; F-6110 (96344)	EA	1	*	*	*	*	*	*	*	*		
P-F	5340-778-2950	HANDLE, DOOR: inside upper door; F6111 (96344)	EA	1	*	*	*	*	*	*	*	*		
P-F	5340-719-4815	HINGE: p/o skid; F40826 (96344)	EA	1	*	*	*	*	*	*	*	*		
P-F	5340-719-4812	LATCH, RIM: inside lower door; F4400 (96344)	EA	1	*	*	*	*	*	*	*	*		
P-F	5410-876-8633	LIFTING & TOWING EYE: F-6592 (96344)	EA	4	*	*	*	*	*	*	*	*		
P-F	5410-774-6110	PAD, RUBBER: one end of side skids; F41207 (96344)	EA	1	*	*	*	*	*	*	*	*		
P-O		PADLOCK, KEY: for locking shelter; 7741/2B (14382)	EA	1	*	*	*	*	*	*	*	*		
P-C	4030-956-5820	PLATE AND RING ASSEMBLY, TIE DOWN: SCC90674 (80063)	EA	2	*	*	*	*	*	*	*	*	2	5,6
P-F	4730-796-7045	PLUG, DRAIN: F-40908 (96344)	EA	1	*	*	*	*	*	*	*	*		
P-F	5410-774-6112	SKID ASSY: center skid; F-40820 (96344)	EA	1	*	*	*	*	*	*	*	*		
P-F		SKID ASSY: side skids; F-40821 (96344)	EA	2	*	*	*	*	*	*	*	*		
P-C	5410-759-9846	WIRE ROPE ASSEMBLY: SCC36424GRI (80063)	EA	3	*	*	*	*	*	*	*	*	2	1,2,3
P-C	5410-403-9535	WIRE ROPE ASSEMBLY AND LIFTING RING: SCC36424GR11 (80063)	EA	1	*	*	*	*	*	*	*	*	2	4
GROUP XLIII														
P-F	5340-797-6023	BUMPER, RUBBER: u/on side skids; F-50038 (96344)	EA	8	*	*	*	*	*	*	*	*		
P-F	5340-797-6024	BUMPER, RUBBER: u/on center skid; F-50042 (96344)	EA	2	*	*	*	*	*	*	*	*		
P-F	5410-783-6725	COVER, RUBBER: prevents entrance of dirt into side skids; R-50145 (96344)	EA	4	*	*	*	*	*	*	*	*		
P-F	5410-796-2670	COVER, RUBBER: prevents entrance of dirt into center skid; F-50149 (96344)	EA	2	*	*	*	*	*	*	*	*		
P-F	5410-799-8068	DOOR, METAL, SWINGING, LOWER: F-45031 (96344)	EA	1	*	*	*	*	*	*	*	*		
P-F	5410-783-6724	DOOR, METAL, SWINGING, UPPER: F-43294 (96344)	EA	1	*	*	*	*	*	*	*	*		
P-O	4130-087-2365	FILTER, AIR CONDITIONING: 15-3/4 in w x 19-3/4 in h x 1-7/8 in thk; P-5 Air Maze (00736)	EA	1	*	*	*	*	*	*	*	*		
P-F	5340-797-7433	HANDLE, DOOR: inside upper door; F-45020 (96344)	EA	1	*	*	*	*	*	*	*	*		

SECTION V REPAIR PARTS FOR DIRECT SUPPORT, GENERAL SUPPORT, AND DEPOT MAINTENANCE (CONTINUED)

(1) SMR CODE	(2) FEDERAL STOCK NUMBER	(3) DESCRIPTION REFERENCE NUMBER & MFR. CODE	(4) UNIT OF MEAS	(5) QTY INC IN UNIT	(6) 30-DAY DS MAINT ALLOWANCE			(7) 30-DAY GS MAINT ALLOWANCE			(8) 1 YR ALW PER EQUIP CNTGCTY	(9) DEPOT MAINT ALW PER 100 EQUIP	(10) ILLUSTRATIONS		
					USABLE ON CODE	(a) 1-20	(b) 21-50	(c) 51-100	(a) 1-20	(b) 21-50			(c) 51-100	(a) FIG NO.	(b) ITEM NO. OR REFERENCE DESIGNATION
P-F		HANDLE, DOOR: outside upper door; F-45017 (96344)	EA	1	*	*	*	*	*	*	*	*			
P-F		HANDLE, DOOR: inside lower door; F-45045 (96344)	EA	1	*	*	*	*	*	*	*	*			
P-F	5340-798-3587	HINGE: lower door; piano type; F-45037 (96344)	EA	1	*	*	*	*	*	*	*	*			
P-F	5340-798-3588	HINGE: upper door; piano type; F-45013 (96344)	EA	1	*	*	*	*	*	*	*	*			
P-F	5410-888-7310	LIFTING & TOWING EYE: F-50061 (96344)	EA	4	*	*	*	*	*	*	*	*			
P-O		PADLOCK, KEY: for locking shelter; 7741/2B (14382)	EA	1	*	*	*	*	*	*	*	*			
P-C	4030-956-5820	PLATE AND RING ASSEMBLY, TIE DOWN: SCC90674 (80063)	EA	2	*	*	*	*	*	*	*	*	2	5,6	
P-F	4730-796-7045	PLUG, DRAIN: F-40908 (96344)	EA	1	*	*	*	*	*	*	*	*			
P-F		RUBBER, SPECIAL SHAPED SECTION: gasket for sealing doors; Authorized allowances will be a minimum of or a multiple of 15 ft.) F-50062 (96344)	FT	15	*	*	*	*	*	*	*	*			
P-F	5410-796-4208	SKID ASSY: side skid; F-50085 (96344)	EA	2	*	*	*	*	*	*	*	*			
P-F	5410-796-4209	SKID ASSY: center skid; F-50087 (96344)	EA	1	*	*	*	*	*	*	*	*			
P-C	5410-759-9846	WIRE ROPE ASSEMBLY: SCC36424GRI (80063)	EA	3	*	*	*	*	*	*	*	*	2	1,2,3	
P-C	5410-403-9535	WIRE ROPE ASSEMBLY AND LIFTING RING: SCC36424GRII (80063)	EA	1	*	*	*	*	*	*	*	*	2	4	
SHELTER, ELECTRICAL EQUIPMENT S-141B/G GROUP XLIV															
P-F	8040-181-8374	ADHESIVE: 27780 (82942)	PT	1	*	*	*	*	*	*	*	*		MP1	
X2-F		BRACKET, ANGLE: 1214C39028 (17162)	EA	1										MP2	
P-F		SCREW, CAP. HEXAGON HEAD: 1214B67301 (17162)	EA	3	*	*	*	*	*	*	*	*		MP2H3	
P-f	5340-662-9638	BUMPER, RUBBER: 68 (70485)	EA	1	*	*	*	*	*	*	*	*	3	MP3, (2)	
P-F	5305-052-8912	SCREW, MACHINE: MS24616-37 (96906)	EA	1	*	*	*	*	*	*	*	*		MP3H1	
X2-F		CHAIN, WELDLESS: 15929 (19220)	EA	1										MP4	
P-F		SCREW, CAP, HEXAGON HEAD: 1214B67301 (17162)	EA	1	*	*	*	*	*	*	*	*		MP4H1	
X2-F		PIN, CAPTIVATE: 15928 (19220)	EA	1										MP4H1	
P-H-R	5670-419-9617	DOOR ASSY, METAL, SWINGING, LOWER: 1214D21010 (17162)	EA	1				*	*	*	*	*	3 4 5	A1, (7) (8) (3)	

SECTION v REPAIR PARTS FOR DIRECT SUPPORT, GENERAL SUPPORT, AND DEPOT MAINTENANCE (CONTINUED)

(1) SMR CODE	(2) FEDERAL STOCK NUMBER	(3) DESCRIPTION REFERENCE NUMBER & MFR. CODE	(4) UNIT OF MEAS	(5) QTY INC IN UNIT	(6) 30-DAY DS MAINT ALLOWANCE			(7) 30-DAY GS MAINT ALLOWANCE			(8) 1 YR ALW PER EQUIP CNTGTY	(9) DEPOT MAINT ALW PER 100 EQUIP	(10) ILLUSTRATIONS	
					(a)	(b)	(c)	(a)	(b)	(c)			(a)	(b)
					1-20	21-50	51-100	1-20	21-50	51-100			FIG NO.	ITEM NO. OR REFERENCE DESIGNATION
P-F	5305-936-2976	SCREW, MACHINE: MS24616-40 (96906)	EA	8	*	*	*	*	*	*	*	*		A1H8
X1-H		DOOR, METAL, SWINGING, LOWER: 1214D21110 (17162)	EA	1										A1MP1
P-F	5340-753-3514	HINGE: 1061 (32761)	EA	1	*	*	*	*	*	*	*	*	4	A1MP2, (7)
P-F		BOLT, RIBBED NECK: 1-4-20X2 3-4LG (39428)	EA	1	*	*	*	*	*	*	*	*		A1MP2H1
P-F	5310-809-4058	WASHER, FLAT: MS27183-10 (96906)	EA	1	*	*	*	*	*	*	*	*		A1MP2H1
P-F	5310-208-1919	NUT, SELF-LOCKING: 42NEO40 (72962)	EA	1	*	*	*	*	*	*	*	*		A1MP2H1
P-F		SCREW, FLT HD, THREAD FORMING: 10X1LGTYPEA (39428)	EA	3	*	*	*	*	*	*	*	*		A1MP2H3
P-F	5340-753-3514	HINGE: 1061 (32761)	EA	1	*	*	*	*	*	*	*	*	4	A1MP3, (9)
P-F		BOLT, RIBBED NECK: 1-4-20X2 3-4LG (39428)	EA	1	*	*	*	*	*	*	*	*		A1MP3H1
P-F	5310-809-4058	WASHER, FLAT: MS27183-10 (96906)	EA	1	*	*	*	*	*	*	*	*		A1MP3H1
P-F	5310-208-1919	NUT, SELF-LOCKING: 42NEO40 (72962)	EA	1	*	*	*	*	*	*	*	*		A1MP3H1
P-F		SCREW, FLT HD, THREAD FORMING: 10X1LGTYPEA (39428)	EA	3	*	*	*	*	*	*	*	*		A1MP3H3
P-F	5340-787-2047	LATCH, DOOR: 5809L (19220)	EA	1	*	*	*	*	*	*	*	*	3	A1MP4, (8)
P-F		NUT, SELF-LOCKING: 52NEO83 (72962)	EA	1	*	*	*	*	*	*	*	*		A1MP4H1
P-F	5310-614-3506	WASHER, FLAT: MS15795-817 (96906)	EA	2	*	*	*	*	*	*	*	*		A1MP4H2
P-F		BOLT, SQUARE NECK: MS35751-134 (96906)	EA	1	*	*	*	*	*	*	*	*		A1MP4H1
X2-F		SEALING COMPOUND: 1214B65003 (17162)	OZ	1										A1MP5
P-F	5365-168-7145	SHIM, HINGE: 1214B39056 (17162)	EA	2	*	*	*	*	*	*	*	*	8	A1MP6, (4)
P-F	5365-168-7145	SHIM, HINGE: 1214B39056 (17162)	EA	REF	*	*	*	*	*	*	*	*	8	A1MP7, (5)
P-H-R	5670-419-9616	DOOR ASSY, METAL, SWINGING UPPER: 1214D21000 (17162)	EA	1				*	*	*	*	*	3 4 5	A2, (3) (2) (4)
P-F	5305-936-2976	SCREW, MACHINE: MS24616-40 (96906)	EA	12	*	*	*	*	*	*	*	*		A2H12
X1-H		DOOR, METAL, SWINGING, UPPER: 1214D21100 (17162)	EA	1										A2MP1
X2-H		FILTER, INSTALLATION, INTAKE: 1214C29000 (17162)	EA	1										A2A1
P-O	9330-150-2032	FILTER, AIR: 1214B63001-1 (17162)	EA	1	*	*	*	*	*	*	*	*	3	A2A1MP5, (11)
X2-H		RETAINER: 1214B39016-1 (17162)	EA	2										A2A1MP6
P-H	5320-932-1972	RIVET, BLIND: AD42H (07707)	EA	6				*	*	*	*	*		A2A1MP6H6
X2-H		RETAINER: 1214B39016-1 (17162)	EA	REF										A2A1MP7

SECTION V REPAIR PARTS FOR DIRECT SUPPORT, GENERAL SUPPORT, AND DEPOT MAINTENANCE (CONTINUED)

(1) SMR CODE	(2) FEDERAL STOCK NUMBER	(3) DESCRIPTION REFERENCE NUMBER & MFR. CODE	(4) UNIT OF MEAS	(5) QTY INC IN UNIT	(6) 30-DAY DS MAINT ALLOWANCE			(7) 30-DAY GS MAINT ALLOWANCE			(8) 1 YR ALW PER EQUIP CNTGCT	(9) DEPOT MAINT ALW PER 100 EQUIP	(10) ILLUSTRATIONS	
					(a) 1-20	(b) 21-50	(c) 51-100	(a) 1-20	(b) 21-50	(c) 51-100			(a) FIG NO.	(b) ITEM NO. OR REFERENCE DESIGNATION
P-H	5320-932-1972	RIVET, BLIND: AD42H (07707)	EA	6				*	*	*	*	*		A2A1MP7H6
X2-H		RETAINER: 1214B39016-2 (17162)	EA	2										A2A1MP8
P-H	5320-932-1972	RIVET, BLIND: AD42H (07707)	EA	4				*	*	*	*	*		A2A1MP8H4
X2-H		RETAINER: 1214B39016-2 (17162)	EA	REF										A2A1MP9
P-H	5320-932-1972	RIVET, BLIND: AD42H (07707)	EA	4				*	*	*	*	*		A2A1MP9H4
P-F	5310-150-4095	WASHER, NEOPRENE: 1214B60501 (17162)	EA	1	*	*	*	*	*	*	*	*	8	A2MP2, (9)
P-F	5340-168-7206	HANDLE, DOOR, INSIDE: 1214B39007 (17162)	EA	1	*	*	*	*	*	*	*	*	3	A2MP3, (5)
P-F	5315-168-2931	PIN, GROOVED, HEADLESS: 27X405C (19220)	EA	1	*	*	*	*	*	*	*	*	8	A2MP3H1, (8)
P-F		SCREW, HEX HD, THREAD FORMING: 14X1LGTPEA (39428)	EA	4	*	*	*	*	*	*	*	*		A2MP3H4
P-F	5340-189-6554	HANDLE ASSEMBLY, DOOR OUTSIDE: 1214C39008 (17162)	EA	1	*	*	*	*	*	*	*	*	4	A2A2, (12)
P-F		SCREW, RD HD, THREAD FORMING: 12X1LGTPEA (39428)	EA	3	*	*	*	*	*	*	*	*		A2A2H3
X2-F		ESCUTCHEON PLATE: 1214C39008-2 (17162)	EA	1										A2A2MP1
X1-F		HANDLE, DOOR: 1214C39008-1 (17162)	EA	1										A2A2MP2
X2-F		PACKING, PREFORMED: 01-217 (11363)	EA	1										A2A2MP3
P-F		PIN, GROOVED, HEADLESS: 1214C39008-4 (17162)	EA	1	*	*	*	*	*	*	*	*		A2A2MP4
X2-F		SHAFT, STRAIGHT, WITH WASHER: 1214C39008-3 (17162)	EA	1										A2A2MP5
X2-F		HASP: 15906 (19220)	EA	1									4	A2MP18, (13)
P-F	5340-753-3514	HINGE: 1061 (32761)	EA	1	*	*	*	*	*	*	*	*	4	A2MP4, (1)
P-F		BOLT, RIBBED NECK: 1-4-20X2 3-4LG (39428)	EA	1	*	*	*	*	*	*	*	*		A2MP4H1
P-F	5310-809-4058	WASHER, FLAT: MS27183-10 (96906)	EA	1	*	*	*	*	*	*	*	*		A2MP4H1
P-F	5310-208-1919	NUT, SELF-LOCKING: 42NE040 (72962)	EA	1	*	*	*	*	*	*	*	*		A2MP4H1
P-F		SCREW, FLT HD, THREAD FORMING: 10X1LGTPEA (39428)	EA	3	*	*	*	*	*	*	*	*		A2MP4H3
P-F	5340-753-3514	HINGE: 1061 (32761)	EA	1	*	*	*	*	*	*	*	*	4	A2MP5, (6)
P-F		BOLT, RIBBED NECK: 1-4-20X2 3-4LG (39428)	EA	1	*	*	*	*	*	*	*	*		A2MP5H1
P-F	5310-809-4058	WASHER, FLAT: MS27183-10 (96906)	EA	1	*	*	*	*	*	*	*	*		A2MP5H1
P-F	5310-208-1919	NUT, SELF-LOCKING: 42NE040 (72962)	EA	1	*	*	*	*	*	*	*	*		A2MP5H1

52

SECTION V REPAIR PARTS FOR DIRECT SUPPORT, GENERAL SUPPORT, AND DEPOT MAINTENANCE (CONTINUED)

(1) SMR CODE	(2) FEDERAL STOCK NUMBER	(3) DESCRIPTION REFERENCE NUMBER & MFR. CODE	(4) UNIT OF MEAS USABLE ON CODE	(5) QTY INC IN UNIT	(6) 30-DAY DS MAINT ALLOWANCE			(7) 30-DAY GS MAINT ALLOWANCE			(8) 1 YR ALW PER EQUIP CNTGCTY	(9) DEPOT MAINT ALW PER 100 EQUIP	(10) ILLUSTRATIONS	
					(a) 1-20	(b) 21-50	(c) 51-100	(a) 1-20	(b) 21-50	(c) 51-100			(a) FIG NO.	(b) ITEM NO. OR REFERENCE DESIGNATION
P-F		SCREW, FLT HD, THREAD FORMING: 10X1LGTPEA (39428)	EA	3	*	*	*	*	*	*	*	*		A2MP5H3
P-F	5340-159-3798	HINGE, MODIFIED: 1214B39006 (17162)	EA	1	*	*	*	*	*	*	*	*	4	A2MP6, (3)
P-F		BOLT, RIBBED NECK: 1-4-20X2 3-4LG (39428)	EA	1	*	*	*	*	*	*	*	*		A2MP6H1
P-F	5310-809-4058	WASHER, FLAT: MS27183-10 (96906)	EA	1	*	*	*	*	*	*	*	*		A2MP6H1
P-F	5310-208-1919	NUT, SELF-LOCKING: 42NE040 (72962)	EA	1	*	*	*	*	*	*	*	*		A2MP6H1
P-F		SCREW, FLT HD, THREAD FORMING: 10X1LGTPEA (39428)	EA	2	*	*	*	*	*	*	*	*		A2MP6H2
P-F	5340-969-0225	LATCH, RIM: AL45-5624 (19220)	EA	1	*	*	*	*	*	*	*	*	3	A2MP7, (4)
P-F		SCREW, HEX HD, THREAD FORMING: 14X1LGTPEA (39428)	EA	8	*	*	*	*	*	*	*	*		A2MP7H8
X2-H		LOUVER AND COVER ASSY, METAL: 1214D28000 (17162)	EA	1									4	A2A3, (4)
P-H	5320-882-8386	RIVET, BLIND: A2A3H6 (07707)	EA	6				*	*	*	*	*		A2A3H6
P-H	5310-576-2508	NUT, BLIND RIVET: S25B140 (03481)	EA	2				*	*	*	*	*		A2A3H2
P-H	5320-952-4162	RIVET, BLIND: AD43S (07707)	EA	2				*	*	*	*	*		A2A3H2
P-H	5320-557-9502	RIVET, BLIND: AK42S (07707)	EA	10				*	*	*	*	*		A2A3H10
X2-F		BRACE, COVER: 1214B39012-2 (17162)	EA	2										A2A3MP1
X2-F		BRACE, COVER: 1214B39012-2 (17162)	EA	REF										A2A3MP6
P-F	5330-182-3078	GASKET: 1214B64203-77 (17162)	EA	1	*	*	*	*	*	*	*	*	4	A2A3MP7, (5)
X2-H		RETAINER, BRACE: 1214B39013-1 (17162)	EA	1										A2A3MP2
P-H	5320-932-1972	RIVET, BLIND: AD42H (07707)	EA	2				*	*	*	*	*		A2A3MP2H2
X2-H		RETAINER, BRACE: 1214B39013-2 (17162)	EA	1										A2A3MP3
P-H	5320-932-1972	RIVET, BLIND: AD42H (07707)	EA	2				*	*	*	*	*		A2A3MP3H2
X2-H		RETAINER, BRACE, COVER: 1214B39019 (17162)	EA	2										A2A3MP4
P-H	5320-882-8388	RIVET, BLIND: AD43H (07707)	EA	2				*	*	*	*	*		A2A3MP4H2
X2-H		RETAINER, BRACE, COVER: 1214B39019 (17162)	EA	REF										A2A3MP5
P-H	5320-882-8388	RIVET, BLIND: AD43H (07707)	EA	2				*	*	*	*	*		A2A3MP5H2
X2-F		PACKING, PREFORMED: 01-007 (95272)	EA	2										A2MP8
X2-F		PACKING, PREFORMED: 01-007 (95272)	EA	REF										A2MP9
X2-F	5330-989-5572	PACKING, PREFORMED: 7100-1-4 (02697)	EA	2										A2MP10

SECTION V REPAIR PARTS FOR DIRECT SUPPORT, GENERAL SUPPORT, AND DEPOT MAINTENANCE (CONTINUED)

(1) SMR CODE	(2) FEDERAL STOCK NUMBER	(3) DESCRIPTION REFERENCE NUMBER & MFR. CODE	(4) UNIT OF MEAS	(5) QTY INC IN UNIT	(6) 30-DAY DS MAINT ALLOWANCE			(7) 30-DAY GS MAINT ALLOWANCE			(8) 1 YR ALW PER EQUIP CNTGTY	(9) DEPOT MAINT ALW PER 100 EQUIP	(10) ILLUSTRATIONS	
					(a) 1-20	(b) 21-50	(c) 51-100	(a) 1-20	(b) 21-50	(c) 51-100			(a) FIG NO.	(b) ITEM NO. OR REFERENCE DESIGNATION
X2-F	5330-989-5572	PACKING, PREFORMED: 7100-1-4 (02697)	EA	REF										A2MP11
X2-F		SEALING COMPOUND: 1214B65003 (17162)	OZ	1										A2MP12
M-H		SHIM: 1214B39025 (17162)	EA	2										A2MP13
M-H		SHIM: 1214B39025 (17162)	EA	REF										A2MP14
X2-F		THUMBSCREW: 1214B39004 (17162)	EA	2										A2MP15
X2-F		THUMBSCREW: 1214B39004 (17162)	EA	REF										A2MP16
X2-F		THUMBSCREW, MODIFIED: 1214B39005 (17162)	EA	1								3		A2MP17, (6)
P-F	5330-182-3082	GASKET: 1214B64001-30 (17162)	EA	1	*	*	*	*	*	*	*	3		MP6, (10)
P-F		GASKET: AMS3195-1X9-16 (81349)	FT	6	*	*	*	*	*	*	*	3		MP127, (9)
P-F		GASKET: AMS3195-1X9-16 (81349)	FT	11	*	*	*	*	*	*	*	3		MP126, (12)
X2-H		HANDLE, ROOF: 1214C39014 (17162)	EA	1								6		MP7, (3)
P-H	5320-557-9502	RIVET, BLIND: AK42S (07707)	EA	2				*	*	*	*			MP7H2
P-H	5320-952-4159	RIVET, BLIND: AD64S (07707)	EA	4				*	*	*	*			MP7H4
P-F	5410-419-3144	LIFT AND TIEDOWN EYE ASSEMBLY: 1214D27030 (17162)	EA	1	*	*	*	*	*	*	*	6		A3, (1)
P-H	5310-934-0222	NUT, BLIND, RIVET: S31B350 (03481)	EA	3				*	*	*	*			A3H3
P-H	5310-952-3628	NUT, BLIND, RIVET: S31B200 (03481)	EA	1				*	*	*	*			A3H1
P-F	5305-811-5033	SCREW, MACHINE: MS24667-40 (96906)	EA	2	*	*	*	*	*	*	*			A3H2
P-F	5305-050-9221	SCREW, MACHINE: MS24667-41 (96906)	EA	2	*	*	*	*	*	*	*			A3H2
P-F	5306-543-4405	SCREW, CAP, HEXAGON HEAD: MS35307-334 (96906)	EA	2	*	*	*	*	*	*	*			A3H2
P-F	5310-625-5756	WASHER, FLAT: MS15795-812 (96906)	EA	2	*	*	*	*	*	*	*			A3H2
P-F	5310-974-6623	WASHER, LOCK: MS35338-140 (96906)	EA	2	*	*	*	*	*	*	*			A3H2
P-H	5310-987-9070	NUT, BLIND RIVET: S31B275 (03481)	EA	2				*	*	*	*			A3H2
X2-F		CAP, CORNER: 1214C39026 (17162)	EA	1										A3MP1
X2-F		LIFT AND TIEDOWN SUBASSEMBLY: S070C27040 (17162)	EA	1										A3A1
X2-F		BUSHING SLEEVE: S070C66051 (17162)	EA	1										A3A1MP1
X2-F		RING AND STUD ASSEMBLY: S070C66060 (17162)	EA	1										A3A1A1
P-F		WASHER, FLAT: S070B67501 (17162)	EA	1	*	*	*	*	*	*	*			A3A1A1H1
P-F		SCREW, CAP, HEXAGON HEAD SPECIAL: S070B67301 (17162)	EA	1	*	*	*	*	*	*	*			A3A1A1H1

SECTION V REPAIR PARTS FOR DIRECT SUPPORT, GENERAL SUPPORT, AND DEPOT MAINTENANCE (CONTINUED)

(1) SMR CODE	(2) FEDERAL STOCK NUMBER	(3) DESCRIPTION REFERENCE NUMBER & MFR. CODE	(4) UNIT OF MEAS	(5) QTY INC IN UNIT	(6) 30-DAY DS MAINT ALLOWANCE			(7) 30-DAY GS MAINT ALLOWANCE			(8) 1 YR ALW PER EQUIP CNTGTY	(9) DEPOT MAINT ALW PER 100 EQUIP	(10) ILLUSTRATIONS	
					(a) 1-20	(b) 21-50	(c) 51-100	(a) 1-20	(b) 21-50	(c) 51-100			(a) FIG NO.	(b) ITEM NO. OR REFERENCE DESIGNATION
X1-F		RING, LIFT AND TIEDOWN EYE: S070C66060-1 (17162)	EA	1										A3A1AMP1
X1-F		STUD, LIFT AND TIEDOWN EYE: S070C66301 (17162)	EA	1										A3A1AMP2
P-F		RING, RETAINING: 5160-98 (79136)	EA	1	*	*	*	*	*	*	*	*		A3A1AMP2
X2-F		SPACER, SLEEVE: S070B66501 (17162)	EA	1										A3A1AMP3
X2-F		RING, RETAINING: 5100-143 (79136)	EA	1										A3MP2
P-F	5410-419-3144	LIFT AND TIEDOWN EYE ASSEMBLY: 1214D27030 (17162)	EA	1	*	*	*	*	*	*	*	*	7	A4, (1)
P-H	5310-934-0222	NUT, BLIND RIVET: S31B350 (03481)	EA	3				*	*	*	*	*		A4H3
P-H	5310-952-3628	NUT, BLIND RIVET: S31B200 (03481)	EA	1				*	*	*	*	*		A4H1
P-F	5305-811-5033	SCREW, MACHINE: MS24667-40 (96906)	EA	2	*	*	*	*	*	*	*	*		A4H2
P-F	5305-050-9221	SCREW, MACHINE: MS24667-41 (96906)	EA	2	*	*	*	*	*	*	*	*		A4H2
P-F	5306-543-4405	SCREW, CAP, HEXAGON HEAD: MS35307-334 (96906)	EA	2	*	*	*	*	*	*	*	*		A4H2
P-F	5310-625-5756	WASHER, FLAT: MS15795-812 (96906)	EA	2	*	*	*	*	*	*	*	*		A4H2
P-F	5310-974-6623	WASHER, LOCK: MS35338-140 (96906)	EA	2	*	*	*	*	*	*	*	*		A4H2
P-H	5310-987-9070	NUT, BLIND RIVET: S31B275 (03481)	EA	2				*	*	*	*	*		A4H2
X2-F		CAP, CORNER: 1214C39026 (17162)	EA	1										A4MP1
X2-F		LIFT, AND TIEDOWN SUBASSEMBLY: S070C27040 (17162)	EA	1										A4A1
X2-F		BUSHING SLEEVE: S070C66051 (17162)	EA	1										A4A1AMP1
X2-F		RING AND STUD ASSEMBLY: S070C66060 (17162)	EA	1										A4A1A1
P-F		SCREW, CAP, HEXAGON HEAD SPECIAL: S070B67301 (17162)	EA	1	*	*	*	*	*	*	*	*		A4A1A1H1
P-F		WASHER, FLAT: S070B67501 (17162)	EA	1	*	*	*	*	*	*	*	*		A4A1A1H1
X1-F		RING, LIFT AND TIEDOWN EYE: S070C66060-1 (17162)	EA	1										A4A1AMP1
X1-F		STUD, LIFT AND TIEDOWN EYE: S070C66301 (17162)	EA	1										A4A1AMP2
P-F		RING, RETAINING: 5160-98 (79136)	EA	1	*	*	*	*	*	*	*	*		A4A1AMP2
X2-F		SPACER, SLEEVE: S070B66501 (17162)	EA	1										A4A1AMP3
X2-F		RING, RETAINING: 5100-143 (79136)	EA	1										A4MP2
P-F	5410-419-9615	LIFT AND TIEDOWN EYE ASSEMBLY: 1214D27050 (17162)	EA	1	*	*	*	*	*	*	*	*	6	A5, (2)
P-H	5310-987-9070	NUT, BLIND RIVET: S31B275 (03481)	EA	2				*	*	*	*	*		A5H2

SS

SECTION V REPAIR PARTS FOR DIRECT SUPPORT, GENERAL SUPPORT, AND DEPOT MAINTENANCE (CONTINUED)

(1) SMR CODE	(2) FEDERAL STOCK NUMBER	(3) DESCRIPTION REFERENCE NUMBER & MFR. CODE	(4) UNIT OF MEAS	(5) QTY INC IN UNIT	(6) 30-DAY DS MAINT ALLOWANCE			(7) 30-DAY GS MAINT ALLOWANCE			(8) 1 YR ALW PER EQUIP CNTGTY	(9) DEPOT MAINT ALW PER 100 EQUIP	(10) ILLUSTRATIONS	
					(a) 1-20	(b) 21-50	(c) 51-100	(a) 1-20	(b) 21-50	(c) 51-100			(a) FIG NO.	(b) ITEM NO. OR REFERENCE DESIGNATION
					P-H	5310-934-0222	NUT, BLIND RIVET: S31B350 (03481)	EA	6					*
P-H	5310-952-3628	NUT, BLIND RIVET: S31B200 (03481)	EA	2				*	*	*	*		A5H2	
P-F	5305-050-9221	SCREW, MACHINE: MS24667-41 (96906)	EA	8	*	*	*	*	*	*	*		A5H8	
P-F	5306-543-4405	SCREW, CAP, HEXAGON HEAD: MS35307-334 (96906)	EA	2	*	*	*	*	*	*	*		A5H2	
P-F	5310-625-5756	WASHER, FLAT: MS15795-812 (96906)	EA	2	*	*	*	*	*	*	*		A5H2	
P-F	5310-974-6623	WASHER, LOCK: MS35338-140 (96906)	EA	2	*	*	*	*	*	*	*		A5H2	
X2-F		CAP, CORNER: 1214C39027 (17162)	EA	1									A5MP1	
X2-F		LIFT AND TIEDOWN SUBASSEMBLY: S070C27040 (17162)	EA	1									A5A1	
X2-F		BUSHING SLEEVE: S070C66051 (17162)	EA	1									A5A1MP1	
X2-F		RING AND STUD ASSEMBLY: S070C66060 (17162)	EA	1									A5A1A1	
P-F		WASHER, FLAT: S070B67501 (17162)	EA	1	*	*	*	*	*	*	*		A5A1A1H1	
P-F		SCREW, CAP, HEXAGON HEAD SPECIAL: S070B67301 (17162)	EA	1	*	*	*	*	*	*	*		A5A1A1H1	
X1-F		RING, LIFT, AND TIEDOWN EYE: S070C66060-1 (17162)	EA	1									A5A1AMP1	
X1-F		STUD, LIFT, AND TIEDOWN EYE: S070C66301 (17162)	EA	1									A5A1AMP2	
P-F		RING, RETAINING: 5160-98 (79136)	EA	1	*	*	*	*	*	*	*		A5A1MP2	
X2-F		SPACER SLEEVE: S070B66501 (17162)	EA	1									A5A1MP3	
X2-F		RING, RETAINING: 5100-143 (79136)	EA	1									A5MP2	
P-F	5410-419-9615	LIFT AND TIEDOWN EYE ASSEMBLY: 1214D27050 (17162)	EA	1	*	*	*	*	*	*	*	7	A6, (7)	
P-H	5310-934-0222	NUT, BLIND RIVET: S31B350 (03481)	EA	6				*	*	*	*		A6H6	
P-H	5310-952-3628	NUT, BLIND RIVET: S31B200 (03481)	EA	2				*	*	*	*		A6H2	
P-F	5305-050-9221	SCREW, MACHINE: MS24667-41 (96906)	EA	8	*	*	*	*	*	*	*		A6H8	
P-F	5306-543-4405	SCREW, CAP, HEXAGON HEAD: MS35307-334 (96906)	EA	2	*	*	*	*	*	*	*		A6H2	
P-F	5310-625-5756	WASHER, FLAT: MS15795-812 (96906)	EA	2	*	*	*	*	*	*	*		A6H2	
P-F	5310-974-6623	WASHER, LOCK: MS35338-140 (96906)	EA	2	*	*	*	*	*	*	*		A6H2	
P-H	5310-987-9070	NUT, BLIND RIVET: S31B275 (03481)	EA	2				*	*	*	*		A6H2	
X2-F		CAP, CORNER: 1214C39027 (17162)	EA	1									A6MP1	
X2-F		LIFT AND TIEDOWN SUBASSEMBLY: S070C27040 (17162)	EA	1									A6A1	
X2-F		BUSHING SLEEVE: S070C66051 (17162)	EA	1									A6A1MP1	

SECTION V REPAIR PARTS FOR DIRECT SUPPORT, GENERAL SUPPORT, AND DEPOT MAINTENANCE (CONTINUED)

(1) SR CODE	(2) FEDERAL STOCK NUMBER	(3) DESCRIPTION REFERENCE NUMBER & MFR. CODE	(4) UNIT OF MEAS	(5) QTY INC IN UNIT	(6) 30-DAY DS MAINT ALLOWANCE			(7) 30-DAY GS MAINT ALLOWANCE			(8) 1 YR ALW PER EQUIP CNTGCTY	(9) DEPOT MAINT ALW PER 100 EQUIP	(10) ILLUSTRATIONS	
					(a) 1-20	(b) 21-50	(c) 51-100	(a) 1-20	(b) 21-50	(c) 51-100			(a) FIG NO.	(b) ITEM NO. OR REFERENCE DESIGNATION
X2-F		RING AND STUD ASSEMBLY: S070C66060 (17162)	EA	1										A6A1A1
P-F		WASHER, FLAT: S070B67501 (17162)	EA	1	*	*	*	*	*	*	*	*	*	A6A1A1H1
P-F		SCREW, CAP, HEXAGON HEAD SPECIAL: S070B67301 (17162)	EA	1	*	*	*	*	*	*	*	*	*	A6A1A1H1
X1-F		RING, LIFT AND TIEDOWN EYE: S070C66060-1 (17162)	EA	1										A6A1A1MP1
X1-F		STUD, LIFT AND TIEDOWN EYE: S070C66301 (17162)	EA	1										A6A1A1MP2
P-F		RING, RETAINING: 5160-98 (79136)	EA	1	*	*	*	*	*	*	*	*	*	A6A1MP2
X2-F		SPACER, SLEEVE: S070B66501 (17162)	EA	1										A6A1MP3
X2-F		RING, RETAINING: 5100-143 (79136)	EA	1										A6MP2
X2-H		LOUVER AND COVER ASSEMBLY: 1214D28010 (17162)	EA	1										A7
P-H	5320-932-1972	RIVET, BLIND: AD42H (07707)	EA	8				*	*	*	*	*	*	A7H8
P-H	5320-557-9502	RIVET, BLIND: AK42S (07707)	EA	8				*	*	*	*	*	*	A7H8
X2-H		BRACE, COVER: 1214B39012-1 (17162)	EA	1										A7MP3
P-F	5330-182-3077	GASKET: 1214B64203-45 (17162)	EA	1	*	*	*	*	*	*	*	*	7	A7MP4, (14)
X2-H		RETAINER, BRACE: 1214B39013-1 (17162)	EA	1										A7MP2
P-H	5320-882-8388	RIVET, BLIND: AD43H (07707)	EA	2				*	*	*	*	*	*	A7MP2H2
X2-H		RETAINER, BRACE, COVER: 1214B39019 (17162)	EA	1										A7MP1
P-H	5320-932-1972	RIVET, BLIND: AD42H (07707)	EA	2				*	*	*	*	*	*	A7MP1H2
X2-H		LOUVER AND COVER ASSEMBLY: 1214D28010 (17162)	EA	1										A8
P-H	5320-932-1972	RIVET, BLIND: AD42H (07707)	EA	8				*	*	*	*	*	*	A8H8
P-H	5320-557-9502	RIVET, BLIND: AK42S (07707)	EA	8				*	*	*	*	*	*	A8H8
X2-H		BRACE, COVER: 1214B39012-1 (17162)	EA	1										A8MP3
P-F	5330-182-3077	GASKET: 1214B64203-45 (17162)	EA	1	*	*	*	*	*	*	*	*	7	A8MP4, (6)
X2-H		RETAINER, BRACE: 1214B39013-1 (17162)	EA	1										A8MP2
P-H	5320-882-8388	RIVET, BLIND: AD43H (07707)	EA	2				*	*	*	*	*	*	A8MP2H2
X2-H		RETAINER, BRACE: 1214B39019 (17162)	EA	1										A8MP1
P-H	5320-932-1972	RIVET, BLIND: AD42H (07707)	EA	2				*	*	*	*	*	*	A8MP1H2
X2-H		MOLDING, METAL: 1214B39023 (17162)	EA	1										MP8
P-H	5320-957-3582	RIVET, BLIND: AD42S (07707)	EA	6				*	*	*	*	*	*	MP8H6

SECTION V REPAIR PARTS FOR DIRECT SUPPORT, GENERAL SUPPORT, AND DEPOT MAINTENANCE (CONTINUED)

(1) SMR CODE	(2) FEDERAL STOCK NUMBER	(3) DESCRIPTION REFERENCE NUMBER & MFR. CODE	(4) UNIT OF MEAS	(5) QTY INC IN UNIT	(6) 30-DAY DS MAINT ALLOWANCE			(7) 30-DAY GS MAINT ALLOWANCE			(8) 1 YR ALW PER EQUIP CNTGTY	(9) DEPOT MAINT ALW PER 100 EQUIP	(10) ILLUSTRATIONS	
					(a) 1-20	(b) 21-50	(c) 51-100	(a) 1-20	(b) 21-50	(c) 51-100			(a) FIG NO.	(b) ITEM NO. OR REFERENCE DESIGNATION
X2-F		PACKING, PREFORMED: 01-007 (95272)	EA	4									MP9	
X2-F		PACKING, PREFORMED: 01-007 (95272)	EA	REF									MP10	
X2-F		PACKING, PREFORMED: 01-007 (95272)	EA	REF									MP11	
X2-F		PACKING, PREFORMED: 01-007 (95272)	EA	REF									MP12	
X2-F	5330-989-5572	PACKING, PREFORMED: 7100-1-4 (02697)	EA	4									MP13	
X2-F	5330-989-5572	PACKING, PREFORMED: 7100-1-4 (02697)	EA	REF									MP14	
X2-F	5330-989-5572	PACKING, PREFORMED: 7100-1-4 (02697)	EA	REF									MP15	
X2-F	5330-989-5572	PACKING, PREFORMED: 7100-1-4 (02697)	EA	REF									MP16	
P-O	5340-682-1508	PADLOCK ASSY: MS35647-3 (96906)	EA	1	*	*	*	*	*	*	*	4	MP17, (11)	
X2-D		PANEL ASSEMBLY, FLOOR: 1214D15100 (17162)	EA	1									A21	
P-H	4510-937-0611	PLUG ASSEMBLY, DRAIN: 8173-2 (01943)	EA	1				*	*	*	*	8	A21MP1, (10)	
P-H	5320-956-7355	RIVET, BLIND: AD64H (07707)	EA	1				*	*	*	*		A21MP1H1	
X2-H		PLATE, ROOF: 1214B39051 (17162)	EA	1									MP18	
P-H	5320-882-8388	RIVET, BLIND: AD43H (07707)	EA	22				*	*	*	*		MP18H22	
M-D		PLATE, DESIGNATION: 1214C60608 (17162)	EA	1									MP19	
P-F	5305-058-2082	SCREW, MACHINE: MS24618-19 (96906)	EA	4	*	*	*	*	*	*	*		MP19H4	
M-D		PLATE, IDENTIFICATION: 1214C60605 (17162)	EA	1									MP20	
P-F	5305-058-2082	SCREW, MACHINE: MS24618-19 (96906)	EA	4	*	*	*	*	*	*	*		MP20H4	
M-D		PLATE, INSTRUCTION: 1214C60600 (17162)	EA	1									MP21	
P-F	5305-058-2082	SCREW, MACHINE: MS24618-19 (96906)	EA	4	*	*	*	*	*	*	*		MP21H4	
M-D		PLATE, INSTRUCTION: 1214B60601 (17162)	EA	1									MP22	
P-F	5305-058-2082	SCREW, MACHINE: MS24618-19 (96906)	EA	2	*	*	*	*	*	*	*		MP22H2	
M-D		PLATE, INSTRUCTION: 1214B60602 (17162)	EA	1									MP23	
P-H	5320-932-1972	RIVET, BLIND: AD42H (07707)	EA	2				*	*	*	*		MP23H2	
M-D		PLATE, INSTRUCTION: 1214C60604 (17162)	EA	1									MP24	
P-F	5305-058-2082	SCREW, MACHINE: MS24618-19 (96906)	EA	4	*	*	*	*	*	*	*		MP24H4	
M-D		PLATE, INSTRUCTION: SMB165337 (80063)	EA	1									MP25	
P-F	5305-058-2082	SCREW, MACHINE: MS24618-19 (96906)	EA	4	*	*	*	*	*	*	*		MP25H4	

SECTION V REPAIR PARTS FOR DIRECT SUPPORT, GENERAL SUPPORT, AND DEPOT MAINTENANCE (CONTINUED)

(1) SMR CODE	(2) FEDERAL STOCK NUMBER	(3) DESCRIPTION REFERENCE NUMBER & MFR. CODE	(4) UNIT OF MEAS	(5) QTY INC IN UNIT	(6) 30-DAY DS MAINT ALLOWANCE			(7) 30-DAY GS MAINT ALLOWANCE			(8) 1 YR ALW PER EQUIP CNTGCTY	(9) DEPOT MAINT ALW PER 100 EQUIP	(10) ILLUSTRATIONS	
					(a) 1-20	(b) 21-50	(c) 51-100	(a) 1-20	(b) 21-50	(c) 51-100			(a) FIG NO.	(b) ITEM NO. OR REFERENCE DESIGNATION
M-D		PLATE, INSTRUCTION: SMC564810 (80063)	EA	1										MP26
P-F	5305-058-2082	SCREW, MACHINE: MS24618-19 (96906)	EA	4	*	*	*	*	*	*	*	*		MP26H4
M-D		PLATE, INSTRUCTION: SMB165465 (80063)	EA	1										MP27
P-H	5320-932-1972	RIVET, BLIND: AD42H (07707)	EA	4				*	*	*	*	*		MP27H4
M-H		PLATE, MOUNTING RING, DEE: 1214B39021 (17162)	EA	1										MP28
P-H	5320-952-4161	RIVET, BLIND: AD66S (07707)	EA	6				*	*	*	*	*		MP28H6
M-H		PLATE, MOUNTING RING DEE: 1214B39021 (17162)	EA	1										MP29
P-H	5320-952-4161	RIVET, BLIND: AD66S (07707)	EA	6				*	*	*	*	*		MP29H6
P-H		PLATE, MOUNTING RING DEE: 1214B39021 (17162)	EA	1										MP30
P-H	5320-952-4161	RIVET, BLIND: AD66S (07707)	EA	6				*	*	*	*	*		MP30H6
M-H		PLATE, MOUNTING RING DEE: 1214B39021 (17162)	EA	1										MP31
P-H	5320-952-4161	RIVET, BLIND: AD66S (07707)	EA	6				*	*	*	*	*		MP31H6
P-F	5340-168-7166	PLATE, STRIKE CATCH: 1214B39024 (17162)	EA	1	*	*	*	*	*	*	*	*	8	MP32, (3)
P-F		SCREW, CAP, HEXAGON HEAD: 1214B67301 (17162)	EA	2	*	*	*	*	*	*	*	*		MP32H2
P-H	5340-168-7168	RETAINER, DEE RING: 1214B39055 (17162)	EA	1				*	*	*	*	*	7	MP33, (3)
P-H	5320-420-2165	RIVET, BLIND: AK64H (07707)	EA	2				*	*	*	*	*		MP33H2
P-H	5340-168-7168	RETAINER, DEE RING: 1214B39055 (17162)	EA	1				*	*	*	*	*	7	MP34, (5)
P-H	5320-420-2165	RIVET, BLIND: AK64H (07707)	EA	2				*	*	*	*	*		MP34H2
P-H	5340-168-7168	RETAINER, DEE RING: 1214B39055 (17162)	EA	1				*	*	*	*	*	7	MP35, (13)
P-H	5320-420-2165	RIVET, BLIND: AK64H (07707)	EA	2				*	*	*	*	*		MP35H2
P-H	5340-168-7168	RETAINER, DEE RING: 1214B39055 (17162)	EA	1				*	*	*	*	*	7	MP36, (11)
P-H	5320-420-2165	RIVET, BLIND: AK64H (07707)	EA	2				*	*	*	*	*		MP36H2
P-H	5340-351-8630	RING, DEE: 3250 (76786)	EA	4				*	*	*	*	*	7	MP37, (2)
P-H	5340-351-8630	RING, DEE: 3250 (76786)	EA	REF				*	*	*	*	*	7	MP38, (4)
P-H	5340-351-8630	RING, DEE: 3250 (76786)	EA	REF				*	*	*	*	*	7	MP39, (12)
P-H	5340-351-8630	RING, DEE: 3250 (76786)	EA	REF				*	*	*	*	*	7	MP40, (10)
P-H	5365-168-7147	SHIM ASSEMBLY, SKID, WELDED: 1214C29230 (17162)	EA	2				*	*	*	*	*	5	A9, (9)
P-H	5365-168-7147	SHIM ASSEMBLY, SKID, WELDED: 1214C29230 (17162)	EA	REF				*	*	*	*	*	5	A10, (9)

(59)

SECTION v REPAIR PARTS FOR DIRECT SUPPORT, GENERAL SUPPORT, AND DEPOT MAINTENANCE (CONTINUED)

(1) SMR CODE	(2) FEDERAL STOCK NUMBER	(3) DESCRIPTION REFERENCE NUMBER & MFR. CODE	(4) UNIT OF MEAS	(5) QTY INC IN UNIT	(6) 30-DAY DS MAINT ALLOWANCE			(7) 30-DAY GS MAINT ALLOWANCE			(8) 1 YR ALW PER EQUIP CNTGCT	(9) DEPOT MAINT ALW PER 100 EQUIP	(10) ILLUSTRATIONS	
					(a) 1-20	(b) 21-50	(c) 51-100	(a) 1-20	(b) 21-50	(c) 51-100			(a) FIG NO.	(b) ITEM NO. OR REFERENCE DESIGNATION
					P-H	5365-168-7174	SHIM: 1214B39036-1 (17162)	EA	24					
P-H	5365-168-7174	SHIM: 1214B39036-1 (17162)	EA	REF				*	*	*	*	*	5	MP43, (11)
P-H	5365-168-7174	SHIM: 1214B39036-1 (17162)	EA	REF				*	*	*	*	*	5	MP44, (11)
P-H	5365-168-7174	SHIM: 1214B39036-1 (17162)	EA	REF				*	*	*	*	*	5	MP45, (11)
P-H	5365-168-7174	SHIM: 1214B39036-1 (17162)	EA	REF				*	*	*	*	*	5	MP46, (11)
P-H	5365-168-7174	SHIM: 1214B39036-1 (17162)	EA	REF				*	*	*	*	*	5	MP47, (11)
P-H	5365-168-7174	SHIM: 1214B39036-1 (17162)	EA	REF				*	*	*	*	*	5	MP48, (11)
P-H	5365-168-7174	SHIM: 1214B39036-1 (17162)	EA	REF				*	*	*	*	*	5	MP49, (11)
P-H	5365-168-7174	SHIM: 1214B39036-1 (17162)	EA	REF				*	*	*	*	*	5	MP50, (11)
P-H	5365-168-7174	SHIM: 1214B39036-1 (17162)	EA	REF				*	*	*	*	*	5	MP51, (11)
P-H	5365-168-7174	SHIM: 1214B39036-1 (17162)	EA	REF				*	*	*	*	*	5	MP52, (11)
P-H	5365-168-7174	SHIM: 1214B39036-1 (17162)	EA	REF				*	*	*	*	*	5	MP53, (11)
P-H	5365-168-7174	SHIM: 1214B39036-1 (17162)	EA	REF				*	*	*	*	*	5	MP54, (11)
P-H	5365-168-7174	SHIM: 1214B39036-1 (17162)	EA	REF				*	*	*	*	*	5	MP55, (11)
P-H	5365-168-7174	SHIM: 1214B39036-1 (17162)	EA	REF				*	*	*	*	*	5	MP56, (11)
P-H	5365-168-7174	SHIM: 1214B39036-1 (17162)	EA	REF				*	*	*	*	*	5	MP57, (11)
P-H	5365-168-7174	SHIM: 1214B39036-1 (17162)	EA	REF				*	*	*	*	*	5	MP58, (11)
P-H	5365-168-7174	SHIM: 1214B39036-1 (17162)	EA	REF				*	*	*	*	*	5	MP59, (11)
P-H	5365-168-7174	SHIM: 1214B39036-1 (17162)	EA	REF				*	*	*	*	*	5	MP60, (11)
P-H	5365-168-7174	SHIM: 1214B39036-1 (17162)	EA	REF				*	*	*	*	*	5	MP61, (11)
P-H	5365-168-7174	SHIM: 1214B39036-1 (17162)	EA	REF				*	*	*	*	*	5	MP62, (11)
P-H	5365-168-7174	SHIM: 1214B39036-1 (17162)	EA	REF				*	*	*	*	*	5	MP63, (11)
P-H	5365-168-7174	SHIM: 1214B39036-1 (17162)	EA	REF				*	*	*	*	*	5	MP64, (11)
P-H	5365-168-7174	SHIM: 1214B39036-1 (17162)	EA	REF				*	*	*	*	*	5	MP65, (11)
P-H	5365-168-7143	SHIM: 1214B39036-3 (17162)	EA	8				*	*	*	*	*	5	MP66, (8)
P-H	5365-168-7143	SHIM: 1214B39036-3 (17162)	EA	REF				*	*	*	*	*	5	MP67, (8)
P-H	5365-168-7143	SHIM: 1214B39036-3 (17162)	EA	REF				*	*	*	*	*	5	MP68, (8)
P-H	5365-168-7143	SHIM: 1214B39036-3 (17162)	EA	REF				*	*	*	*	*	5	MP69, (8)

SECTION V REPAIR PARTS FOR DIRECT SUPPORT, GENERAL SUPPORT, AND DEPOT MAINTENANCE (CONTINUED)

(1) SMR CODE	(2) FEDERAL STOCK NUMBER	(3) DESCRIPTION REFERENCE NUMBER & MFR. CODE	(4) UNIT OF MEAS	(5) QTY INC IN UNIT	(6) 30-DAY DS MAINT ALLOWANCE			(7) 30-DAY GS MAINT ALLOWANCE			(8) 1 YR ALW PER EQUIP CNTGTY	(9) DEPOT MAINT ALW PER 100 EQUIP	(10) ILLUSTRATIONS	
					(a) 1-20	(b) 21-50	(c) 51-100	(a) 1-20	(b) 21-50	(c) 51-100			(a) FIG NO.	(b) ITEM NO. OR REFERENCE DESIGNATION
P-H	5365-168-7143	SHIM: 1214B39036-3 (17162)	EA	REF	*	*	*	*	*	*	*	5	MP70, (8)	
P-H	5365-168-7143	SHIM: 1214B39036-3 (17162)	EA	REF	*	*	*	*	*	*	*	5	MP71, (8)	
P-H	5365-168-7143	SHIM: 1214B39036-3 (17162)	EA	REF	*	*	*	*	*	*	*	5	MP72, (8)	
P-H	5365-168-7143	SHIM: 1214B39036-3 (17162)	EA	REF	*	*	*	*	*	*	*	5	MP73, (8)	
P-F	5365-168-7144	SHIM: 1214B39037 (17162)	EA	16	*	*	*	*	*	*	*	5	MP74, (5)	
P-F	5365-168-7144	SHIM: 1214B39037 (17162)	EA	REF	*	*	*	*	*	*	*	5	MP75, (5)	
P-F	5365-168-7144	SHIM: 1214B39037 (17162)	EA	REF	*	*	*	*	*	*	*	5	MP76, (5)	
P-F	5365-168-7144	SHIM: 1214B39037 (17162)	EA	REF	*	*	*	*	*	*	*	5	MP77, (5)	
P-F	5365-168-7144	SHIM: 1214B39037 (17162)	EA	REF	*	*	*	*	*	*	*	5	MP78, (5)	
P-F	5365-168-7144	SHIM: 1214B39037 (17162)	EA	REF	*	*	*	*	*	*	*	5	MP79, (5)	
P-F	5365-168-7144	SHIM: 1214B39037 (17162)	EA	REF	*	*	*	*	*	*	*	5	MP80, (5)	
P-F	5365-168-7144	SHIM: 1214B39037 (17162)	EA	REF	*	*	*	*	*	*	*	5	MP81, (5)	
P-F	5365-168-7144	SHIM: 1214B39037 (17162)	EA	REF	*	*	*	*	*	*	*	5	MP82, (5)	
P-F	5365-168-7144	SHIM: 1214B39037 (17162)	EA	REF	*	*	*	*	*	*	*	5	MP83, (5)	
P-F	5365-168-7144	SHIM: 1214B39037 (17162)	EA	REF	*	*	*	*	*	*	*	5	MP84, (5)	
P-F	5365-168-7144	SHIM: 1214B39037 (17162)	EA	REF	*	*	*	*	*	*	*	5	MP85, (5)	
P-F	5365-168-7144	SHIM: 1214B39037 (17162)	EA	REF	*	*	*	*	*	*	*	5	MP86, (5)	
P-F	5365-168-7144	SHIM: 1214B39037 (17162)	EA	REF	*	*	*	*	*	*	*	5	MP87, (5)	
P-F	5365-168-7144	SHIM: 1214B39037 (17162)	EA	REF	*	*	*	*	*	*	*	5	MP88, (5)	
P-F	5365-168-7144	SHIM: 1214B39037 (17162)	EA	REF	*	*	*	*	*	*	*	5	MP89, (5)	
P-F	5365-168-7148	SHIM: 1214C39045 (17162)	EA	16	*	*	*	*	*	*	*	5	MP90, (6)	
P-F	5365-168-7148	SHIM: 1214C39045 (17162)	EA	REF	*	*	*	*	*	*	*	5	MP91, (6)	
P-F	5365-168-7148	SHIM: 1214C39045 (17162)	EA	REF	*	*	*	*	*	*	*	5	MP92, (6)	
P-F	5365-168-7148	SHIM: 1214C39045 (17162)	EA	REF	*	*	*	*	*	*	*	5	MP93, (6)	
P-F	5365-168-7148	SHIM: 1214C39045 (17162)	EA	REF	*	*	*	*	*	*	*	5	MP94, (6)	
P-F	5365-168-7148	SHIM: 1214C39045 (17162)	EA	REF	*	*	*	*	*	*	*	5	MP95, (6)	
P-F	5365-168-7148	SHIM: 1214C39045 (17162)	EA	REF	*	*	*	*	*	*	*	5	MP96, (6)	
P-F	5365-168-7148	SHIM: 1214C39045 (17162)	EA	REF	*	*	*	*	*	*	*	5	MP97, (6)	

SECTION v REPAIR PARTS FOR DIRECT SUPPORT, GENERAL SUPPORT, AND DEPOT MAINTENANCE (CONTINUED)

(1) SMR CODE	(2) FEDERAL STOCK NUMBER	(3) DESCRIPTION REFERENCE NUMBER & MFR. CODE	(4) UNIT OF MEAS	(5) QTY INC IN UNIT	(6) 30-DAY DS MAINT ALLOWANCE			(7) 30-DAY GS MAINT ALLOWANCE			(8) 1 YR ALW PER EQUIP CNTGCTY	(9) DEPOT MAINT ALW PER 100 EQUIP	(10) ILLUSTRATIONS		
					USABLE ON CODE	(a) 1-20	(b) 21-50	(c) 51-100	(a) 1-20	(b) 21-50			(c) 51-100	(a) FIG NO.	(b) ITEM NO. OR REFERENCE DESIGNATION
P-F	5365-168-7148	SHIM: 1214C39045 (17162)	EA	REF	*	*	*	*	*	*	*	*	5	MP98, (6)	
P-F	5365-168-7148	SHIM: 1214C39045 (17162)	EA	REF	*	*	*	*	*	*	*	*	5	MP99, (6)	
P-F	5365-168-7148	SHIM: 1214C39045 (17162)	EA	REF	*	*	*	*	*	*	*	*	5	MP100, (6)	
P-F	5365-168-7148	SHIM: 1214C39045 (17162)	EA	REF	*	*	*	*	*	*	*	*	5	MP101, (6)	
P-F	5365-168-7148	SHIM: 1214C39045 (17162)	EA	REF	*	*	*	*	*	*	*	*	5	MP102, (6)	
P-F	5365-168-7148	SHIM: 1214C39045 (17162)	EA	REF	*	*	*	*	*	*	*	*	5	MP103, (6)	
P-F	5365-168-7148	SHIM: 1214C39045 (17162)	EA	REF	*	*	*	*	*	*	*	*	5	MP104, (6)	
P-F	5365-168-7148	SHIM: 1214C39045 (17162)	EA	REF	*	*	*	*	*	*	*	*	5	MP105, (6)	
P-F	5365-168-7146	SHIM: 1214B39057 (17162)	EA	4	*	*	*	*	*	*	*	*	8	MP106, (6)	
P-F	5365-168-7146	SHIM: 1214B39057 (17162)	EA	REF	*	*	*	*	*	*	*	*	8	MP107, (6)	
P-F	5365-168-7146	SHIM: 1214B39057 (17162)	EA	REF	*	*	*	*	*	*	*	*	8	MP108, (6)	
P-F	5365-168-7146	SHIM: 1214B39057 (17162)	EA	REF	*	*	*	*	*	*	*	*	8	MP109, (6)	
P-H	5410-419-9618	SKID ASSEMBLY, CENTER: 1214D23010 (17162)	EA	1				*	*	*	*	*	5	MP110, (12)	
P-H	5310-827-8976	NUT, BLIND, RIVET: S25B200 (03481)	EA	4				*	*	*	*	*		MP110H4	
P-H	5305-207-8253	SCREW, CAP, HEXAGON HEAD: MS35307-308 (96906)	EA	4				*	*	*	*	*		MP110H4	
P-H	5310-576-2508	NUT, BLIND RIVET: S25B140 (03481)	EA	30				*	*	*	*	*		MP110H30	
P-H	5305-021-3620	SCREW, CAP, HEXAGON HEAD: MS35307-307 (96906)	EA	30				*	*	*	*	*		MP110H30	
P-H	5310-582-5677	WASHER, FLAT: MS15795-810 (96906)	EA	34				*	*	*	*	*		MP110H34	
P-H	5310-933-8121	WASHER, LOCK: MS35338-139 (96906)	EA	44				*	*	*	*	*		MP110H44	
P-H	5410-419-9619	SKID ASSEMBLY, OUTSIDE: 1214D23000 (17162)	EA	1				*	*	*	*	*	5	MP111, (1)	
P-H	5310-576-2508	NUT, BLIND RIVET: S25B140 (03481)	EA	24				*	*	*	*	*		MP111H24	
P-H	5310-582-5677	WASHER, FLAT: MS15795-810 (96906)	EA	24				*	*	*	*	*		MP111H24	
P-H	5305-021-3620	SCREW, CAP, HEXAGON HEAD: MS35307-307 (96906)	EA	24				*	*	*	*	*		MP111H24	
P-H	5310-933-8121	WASHER, LOCK: MS35338-139 (96906)	EA	24				*	*	*	*	*		MP111H24	
P-H	5310-934-0222	NUT, BLIND RIVET: S31B350 (03481)	EA	2				*	*	*	*	*		MP111H2	
P-H	5310-952-3628	NUT, BLIND RIVET: S31B200 (03481)	EA	5				*	*	*	*	*		MP111H5	
P-H	5310-939-0785	NUT, BLIND RIVET: S31B125 (03481)	EA	2				*	*	*	*	*		MP111H2	
P-H	5310-811-5033	SCREW, MACHINE: MS24667-40 (96906)	EA	2				*	*	*	*	*		MP111H2	

SECTION V REPAIR PARTS FOR DIRECT SUPPORT, GENERAL SUPPORT, AND DEPOT MAINTENANCE (CONTINUED)

(1) SMR CODE	(2) FEDERAL STOCK NUMBER	(3) DESCRIPTION REFERENCE NUMBER & MFR. CODE	(4) UNIT OF MEAS	(5) QTY INC IN UNIT	(6) 30-DAY DS MAINT ALLOWANCE			(7) 30-DAY GS MAINT ALLOWANCE			(8) 1 YR ALW PER EQUIP CNTGCTY	(9) DEPOT MAINT ALW PER 100 EQUIP	(10) ILLUSTRATIONS	
					(a) 1-20	(b) 21-50	(c) 51-100	(a) 1-20	(b) 21-50	(c) 51-100			(a) FIG NO.	(b) ITEM NO. OR REFERENCE DESIGNATION
P-H	5306-543-4405	SCREW, CAP, HEXAGON HEAD: MS35307-334 (96906)	EA	7				*	*	*	*	*		MP111H7
P-H	5310-625-5756	WASHER, FLAT: MS15795-812 (96906)	EA	7				*	*	*	*	*		MP111H7
P-H	5310-974-6623	WASHER, LOCK: MS35338-140 (96906)	EA	7				*	*	*	*	*		MP111H7
P-H	5410-419-9619	SKID ASSEMBLY, OUTSIDE: 1214D23000 (17162)	EA	1				*	*	*	*	*		MP112
P-H	5310-576-2508	NUT, BLIND, RIVET: S25B140 (03481)	EA	24				*	*	*	*	*		MP112H24
P-H	5310-582-5677	WASHER, FLAT: MS15795-810 (96906)	EA	24				*	*	*	*	*		MP112H24
P-H	5305-021-3620	SCREW, CAP, HEXAGON HEAD: MS35307-307 (96906)	EA	24				*	*	*	*	*		MP112H24
P-H	5310-933-8121	WASHER, LOCK: MS35338-139 (96906)	EA	24				*	*	*	*	*		MP112H24
P-H	5310-934-0222	NUT, BLIND RIVET: S31B350 (03481)	EA	2				*	*	*	*	*		MP112H2
P-H	5310-952-3628	NUT, BLIND RIVET: S31B200 (03481)	EA	5				*	*	*	*	*		MP112H5
P-H	5310-939-0785	NUT, BLIND, RIVET: S31B125 (03481)	EA	2				*	*	*	*	*		MP112H2
P-H	5305-811-5033	SCREW, MACHINE: MS24667-40 (96906)	EA	2				*	*	*	*	*		MP112H2
P-H	5306-543-4405	SCREW, CAP, HEXAGON HEAD: MS35307-334 (96906)	EA	7				*	*	*	*	*		MP112H7
P-H	5310-625-5756	WASHER, FLAT: MS15795-812 (96906)	EA	7				*	*	*	*	*		MP112H7
P-H	5310-974-6623	WASHER, LOCK: MS35338-140 (96906)	EA	7				*	*	*	*	*		MP112H7
A-C		SLING, ASSEMBLY, MULTIPLE LEG: SCD36423 (80063)	EA	1										All
P-C	4030-956-5820	PLATE AND RING ASSEMBLY, TIE DOWN: SCC90674 (80063)	EA	1	*	*	*	*	*	*	*	*	2	AllA1, (5)
X1-H		BOLT, RING: SCB90675 (80063)	EA	1										AllA1MP1
X1-H		PLATE: SCC90676 (80063)	EA	1										AllA1MP2
X2-H	4030-431-5536	SWAGING SLEEVE, WIRE ROPE: 281C (20386)	EA	1										AllA1MP3
X2-H		WIRE STEEL ROPE: SCC90674-1 (80063)	EA	1										AllA1MP4
P-C	4030-956-5820	PLATE AND RING ASSEMBLY, TIE DOWN: SCC90674 (80063)	EA	1	*	*	*	*	*	*	*	*	2	AllA2, (6)
X1-H		BOLT-RING: SCB90675 (80063)	EA	1										AllA2MP1
X1-H		PLATE: SCC90676 (80063)	EA	1										AllA2MP2
X2-H	4030-431-5536	SWAGING SLEEVE, WIRE ROPE: 281C (20386)	EA	1										AllA2MP3
X2-H		WIRE STEEL ROPE: SCC90674-1 (80063)	EA	1										AllA2MP4
P-C	5410-759-9846	WIRE ROPE ASSEMBLY: SCC36424GRI (80063)	EA	1	*	*	*	*	*	*	*	*	2	AllA3, (3)
X2-H		SAFETY HOOK ASSEMBLY: SCC351470 (80063)	EA	1										AllA3A1

SECTION V REPAIR PARTS FOR DIRECT SUPPORT, GENERAL SUPPORT, AND DEPOT MAINTENANCE (CONTINUED)

(1) S/R CODE	(2) FEDERAL STOCK NUMBER	(3) DESCRIPTION USABLE ON CODE	(4) UNIT OF MEAS	(5) QTY INC IN UNIT	(6) 30-DAY DS MAINT ALLOWANCE			(7) 30-DAY GS MAINT ALLOWANCE			(8) 1 YR ALW PER EQUIP CNTGCT	(9) DEPOT MAINT ALW PER 100 EQUIP	(10) ILLUSTRATIONS	
					(a) 1-20	(b) 21-50	(c) 51-100	(a) 1-20	(b) 21-50	(c) 51-100			(a) FIG NO.	(b) ITEM NO. OR REFERENCE DESIGNATION
					X2-H		SPRING: SCC351473 (80063)	EA	1					
X1-H		HOOK, HOIST: SCC351471 (80063)	EA	1									A11A3A1MP2	
P-F	5340-457-0579	KEEPER: SCC351472 (80063)	EA	1	*	*	*	*	*	*	*	*	A11A3A1MP3	
P-F	5305-464-1740	SCREW, MACHINE: SCB351474 (80063)	EA	1	*	*	*	*	*	*	*	*	A11A3A1MP3H1	
P-F	5310-275-1404	NUT, SELF-LOCKING: 79NM40 (56878)	EA	1	*	*	*	*	*	*	*	*	A11A3A1MP3H1	
X2-H		SAFETY HOOK ASSEMBLY: SCC351470 (80063)	EA	1									A11A3A2	
X2-H		SPRING: SCC351473 (80063)	EA	1									A11A3A2MP1	
X1-H		HOOK, HOIST: SCC351471 (80063)	EA	1									A11A3A2MP2	
P-F	5340-457-0579	KEEPER: SCC351472 (80063)	EA	1	*	*	*	*	*	*	*	*	A11A3A2MP3	
P-F	5305-464-1740	SCREW, MACHINE: SCB351474 (80063)	EA	1	*	*	*	*	*	*	*	*	A11A3A2MP3H1	
P-F	5310-275-1404	NUT, SELF-LOCKING: 79NM40 (56878)	EA	1	*	*	*	*	*	*	*	*	A11A3A2MP3H1	
X2-H	4030-445-6210	SWAGING SLEEVE, WIRE ROPE: 28-23H5 (20386)	EA	2									A11A3MP1	
X2-H	4030-445-6210	SWAGING SLEEVE, WIRE ROPE: 28-23H5 (20386)	EA	REF									A11A3MP2	
X2-H		THIMBLE, ROPE: SCC36424-6 (80063)	EA	2									A11A3MP3	
X2-H		THIMBLE, ROPE: SCC36424-6 (80063)	EA	REF									A11A3MP4	
X2-H		TURNBUCKLE: SCC36424-5 (80063)	EA	1									A11A3MP5	
X2-H		WIRE STEEL ROPE: SCC36424-1 (80063)	EA	1									A11A3MP6	
P-C	5410-759-9846	WIRE ROPE ASSEMBLY: SCC36424GRI (80063)	EA	1	*	*	*	*	*	*	*	2	A11A4, (2)	
X2-H		SAFETY HOOK ASSEMBLY: SCC351470 (80063)	EA	1									A11A4A1	
X2-H		SPRING: SCC351473 (80063)	EA	1									A11A4A1MP1	
X1-H		HOOK, HOIST: SCC351471 (80063)	EA	1									A11A4A1MP2	
P-F	5340-457-0579	KEEPER: SCC351472 (80063)	EA	1	*	*	*	*	*	*	*	*	A11A4A1MP3	
P-F	5305-464-1740	SCREW, MACHINE: SCB351474 (80063)	EA	1	*	*	*	*	*	*	*	*	A11A4A1MP3H1	
P-F	5310-275-1404	NUT, SELF-LOCKING: 79NM40 (56878)	EA	1	*	*	*	*	*	*	*	*	A11A4A1MP3H1	
X2-H		SAFETY HOOK ASSEMBLY: SCC351470 (80063)	EA	1									A11A4A2	
X2-H		SPRING: SCC351473 (80063)	EA	1									A11A4A2MP1	
X1-H		HOOK, HOIST: SCC351471 (80063)	EA	1									A11A4A2MP2	
P-F	5340-457-0579	KEEPER: SCC351472 (80063)	EA	1	*	*	*	*	*	*	*	*	A11A4A2MP3	

SECTION V REPAIR PARTS FOR DIRECT SUPPORT, GENERAL SUPPORT, AND DEPOT MAINTENANCE (CONTINUED)

(1) SMR CODE	(2) FEDERAL STOCK NUMBER	(3) DESCRIPTION REFERENCE NUMBER & MFR. CODE	(4) UNIT OF MEAS	(5) QTY INC IN UNIT	(6) 30-DAY DS MAINT ALLOWANCE			(7) 30-DAY GS MAINT ALLOWANCE			(8) 1 YR ALW PER EQUIP CNTGCT	(9) DEPOT MAINT ALW PER 100 EQUIP	(10) ILLUSTRATIONS	
					(a)	(b)	(c)	(a)	(b)	(c)			(a)	(b)
					1-20	21-50	51-100	1-20	21-50	51-100			FIG NO.	ITEM NO. OR REFERENCE DESIGNATION
P-F	5305-464-1740	SCREW, MACHINE: SCB351474 (80063)	EA	1	*	*	*	*	*	*	*	*		A11A4A2MP3H1
P-F	5310-275-1404	NUT, SELF-LOCKING: 79NM40 (56878)	EA	1	*	*	*	*	*	*	*	*		A11A4A2MP3H1
X2-H	4030-445-6210	SWAGING SLEEVE, WIRE ROPE: 28-23H5 (20386)	EA	2										A11A4MP1
X2-H	4030-445-6210	SWAGING SLEEVE, WIRE ROPE: 28-23H5 (20386)	EA	REF										A11A4MP2
X2-H		THIMBLE, ROPE: SCC36424-6 (80063)	EA	2										A11A4MP3
X2-H		THIMBLE, ROPE: SCC36424-6 (80063)	EA	REF										A11A4MP4
X2-H		TURNBUCKLE: SCC36424-5 (80063)	EA	1										A11A4MP5
X2-H		WIRE STEEL ROPE: SCC36424-1 (80063)	EA	1										A11A4MP6
P-C	5410-759-9846	WIRE ROPE ASSEMBLY: SCC36424GRI (80063)	EA	1	*	*	*	*	*	*	*	*	2	A11A5 (1)
X2-H		SAFETY HOOK ASSEMBLY: SCC351470 (80063)	EA	1										A11A5A1
X2-H		SPRING: SCC351473 (80063)	EA	1										A11A5A1MP1
X1-H		HOOK, HOIST: SCC351471 (80063)	EA	1										A11A5A1MP2
P-F	5340-457-0579	KEEPER: SCC351472 (80063)	EA	1	*	*	*	*	*	*	*	*		A11A5A1MP3
P-F	5310-275-1404	NUT, SELF-LOCKING: 79NM40 (56878)	EA	1	*	*	*	*	*	*	*	*		A11A5A1MP3H1
P-F	5305-464-1740	SCREW, MACHINE: SCB351474 (80063)	EA	1	*	*	*	*	*	*	*	*		A11A5A1MP3H1
X2-H		SAFETY HOOK ASSEMBLY: SCC351470 (80063)	EA	1										A11A5A2
X2-H		SPRING: SCC351473 (80063)	EA	1										A11A5A2MP1
X1-H		HOOK, HOIST: SCC351471 (80063)	EA	1										A11A5A2MP2
P-F	5340-457-0579	KEEPER: SCC351472 (80063)	EA	1	*	*	*	*	*	*	*	*		A11A5A2MP3
P-F	5305-464-1740	SCREW, MACHINE: SCB351474 (80063)	EA	1	*	*	*	*	*	*	*	*		A11A5A2MP3H1
P-F	5310-275-1404	NUT, SELF-LOCKING: 79NM40 (56878)	EA	1	*	*	*	*	*	*	*	*		A11A5A2MP3H1
X2-H	4030-445-6210	SWAGING SLEEVE, WIRE ROPE: 28-23H5 (20386)	EA	2										A11A5MP1
X2-H	4030-445-6210	SWAGING SLEEVE, WIRE ROPE: 28-23H5 (20386)	EA	REF										A11A5MP2
X2-H		THIMBLE, ROPE: SCC36424-6 (80063)	EA	2										A11A5MP3
X2-H		THIMBLE, ROPE: SCC36424-6 (80063)	EA	REF										A11A5MP4
X2-H		TURNBUCKLE: SCC36424-5 (80063)	EA	1										A11A5MP5
X2-H		WIRE STEEL ROPE: SCC36424-1 (80063)	EA	1										A11A5MP6
P-C	5410-403-9535	WIRE ROPE ASSY AND LIFT RING: SCC36424GRII (80063)	EA	1	*	*	*	*	*	*	*	*	2	A11A6, (4)

SECTION V REPAIR PARTS FOR DIRECT SUPPORT, GENERAL SUPPORT, AND DEPOT MAINTENANCE (CONTINUED)

(1) SMR CODE	(2) FEDERAL STOCK NUMBER	(3) DESCRIPTION REFERENCE NUMBER & MFR. CODE	(4) UNIT OF MEAS	(5) QTY INC IN UNIT	(6) 30-DAY DS MAINT ALLOWANCE			(7) 30-DAY GS MAINT ALLOWANCE			(8) 1 YR ALW PER EQUIP CNTGTY	(9) DEPOT MAINT ALW PER 100 EQUIP	(10) ILLUSTRATIONS	
					(a) 1-20	(b) 21-50	(c) 51-100	(a) 1-20	(b) 21-50	(c) 51-100			(a) FIG NO.	(b) ITEM NO. OR REFERENCE DESIGNATION
X2-H		SAFETY HOOK ASSEMBLY: SCC351470 (80063)	EA	1									A11A6A1	
X2-H		SPRING: SCC351473 (80063)	EA	1									A11A6A1MP1	
X1-H		HOOK, HOIST: SCC351471 (80063)	EA	1									A11A6A1MP2	
P-F	5340-457-0579	KEEPER: SCC351472 (80063)	EA	1	*	*	*	*	*	*	*	*	A11A6A1MP3	
P-F	5305-464-1740	SCREW, MACHINE: SCB351474 (80063)	EA	1	*	*	*	*	*	*	*	*	A11A6A1MP3H1	
P-F	5310-275-1404	NUT, SELF-LOCKING: 79NM40 (56878)	EA	1	*	*	*	*	*	*	*	*	A11A6A1MP3H1	
X2-H		SAFETY HOOK ASSEMBLY: SCC351470 (80063)	EA	1									A11A6A2	
X2-H		SPRING: SCC351473 (80063)	EA	1									A11A6A2MP1	
X1-H		HOOK, HOIST: SCC351471 (80063)	EA	1									A11A6A2MP2	
P-F	5340-457-0579	KEEPER: SCC351472 (80063)	EA	1	*	*	*	*	*	*	*	*	A11A6A2MP3	
P-F	5305-464-1740	SCREW, MACHINE: SCB351474 (80063)	EA	1	*	*	*	*	*	*	*	*	A11A6A2MP3H1	
P-F	5310-275-1404	NUT, SELF-LOCKING: 79NM40 (56878)	EA	1	*	*	*	*	*	*	*	*	A11A6A2MP3H1	
X2-H	4030-445-6210	SWAGING SLEEVE, WIRE ROPE: 28-23H5 (20386)	EA	2									A11A6MP1	
X2-H	4030-445-6210	SWAGING SLEEVE, WIRE ROPE: 28-23H5 (20386)	EA	REF									A11A6MP2	
X2-H		THIMBLE, ROPE: SCC36424-6 (80063)	EA	2									A11A6MP3	
X2-H		THIMBLE, ROPE: SCC36424-6 (80063)	EA	REF									A11A6MP4	
X2-H		TURNBUCKLE: SCC36424-5 (80063)	EA	1									A11A6MP5	
X2-H		WIRE STEEL ROPE: SCC36424-1 (80063)	EA	1									A11A6MP6	
P-H		RING, CONNECTING ROUND: RR-C-271 TYPE VI (81348)	EA	1				*	*	*	*	*	A11A6MP7	
X2-H	4030-431-5536	SWAGING SLEEVE, WIRE ROPE: 281C (20386)	EA	2									A11A6MP8	
X2-H	4030-431-5536	SWAGING SLEEVE, WIRE ROPE: 281C (20386)	EA	REF									A11A6MP9	
X2-H		WIRE STEEL ROPE: SCC36424-7 (80063)	EA	1									A11MP4	
P-F	5365-168-7142	SPACER, PLATE: 1214B39022 (17162)	EA	5	*	*	*	*	*	*	*	*	8 MP113, (7)	
P-F	5365-168-7142	SPACER, PLATE: 1214B39022 (17162)	EA	REF	*	*	*	*	*	*	*	*	8 MP114, (7)	
P-F	5365-168-7142	SPACER, PLATE: 1214B39022 (17162)	EA	REF	*	*	*	*	*	*	*	*	8 MP115, (7)	
P-F	5365-168-7142	SPACER, PLATE: 1214B39022 (17162)	EA	REF	*	*	*	*	*	*	*	*	8 MP116, (7)	
P-F	5365-168-7142	SPACER, PLATE: 1214B39022 (17162)	EA	REF	*	*	*	*	*	*	*	*	8 MP117, (7)	
X2-H		STEP ASSY, RECESSED FOLDING: AL3575709 (19220)	EA	1									A18	

SECTION V REPAIR PARTS FOR DIRECT SUPPORT, GENERAL SUPPORT, AND DEPOT MAINTENANCE (CONTINUED)

(1) SMR CODE	(2) FEDERAL STOCK NUMBER	(3) DESCRIPTION REFERENCE NUMBER & MFR. CODE	(4) UNIT OF MEAS USABLE ON CODE	(5) QTY INC IN UNIT	(6) 30-DAY DS MAINT ALLOWANCE			(7) 30-DAY GS MAINT ALLOWANCE			(8) 1 YR ALW PER EQUIP CNTGCTY	(9) DEPOT MAINT ALW PER 100 EQUIP	(10) ILLUSTRATIONS	
					(a)	(b)	(c)	(a)	(b)	(c)			(a)	(b)
					1-20	21-50	51-100	1-20	21-50	51-100			FIG NO.	ITEM NO. OR REFERENCE DESIGNATION
P-H	5320-952-4159	RIVET, BLIND: AD64S (07707)	EA	10				*	*	*	*	*		MP118H10
X2-H		PAN, RECESSED: AL16175 (19220)	EA	1										A18MP1
P-F	5410-919-4958	STEP, RECESSED, FOLDING: 1-575709-50 (19220)	EA	1	*	*	*	*	*	*	*	*	6	A18MP2, (4)
P-F	5310-139-7357	NUT, SELF-LOCKING: 15949 (19220)	EA	2	*	*	*	*	*	*	*	*		A18MP2H2
X2-H		STEP ASSY, RECESSED, FOLDING: AL3575709 (19220)	EA	1										A19
P-H	5320-952-4159	RIVET, BLIND: AD64S (07707)	EA	10				*	*	*	*	*		MP119H10
X2-H		PAN, RECESSED: AL16175 (19220)	EA	1										A19MP1
P-F	5410-919-4958	STEP, RECESSED, FOLDING: 1-575709-50 (19220)	EA	1	*	*	*	*	*	*	*	*		A19MP2
P-F	5310-139-7357	NUT, SELF-LOCKING: 15949 (19220)	EA	2	*	*	*	*	*	*	*	*		A19MP2H2
X2-H		STEP ASSY, RECESSED: AL3575709 (19220)	EA	1										A20
P-H	5320-952-4159	RIVET, BLIND: AD64S (07707)	EA	10				*	*	*	*	*		MP120H10
X2-H		PAN, RECESSED: AL16175 (19220)	EA	1										A20MP1
P-F	5410-919-4958	STEP, RECESSED, FOLDING: 1-575709-50 (19220)	EA	1	*	*	*	*	*	*	*	*		A20MP2
P-F	5310-139-7357	NUT, SELF-LOCKING: 15949 (19220)	EA	2	*	*	*	*	*	*	*	*		A20MP2H2
X2-F		STRIKE CATCH ASSEMBLY: 1214B21020 (17162)	EA	1										A12
P-F		SCREW, CAP, HEXAGON HEAD: 1214B67301 (17162)	EA	4	*	*	*	*	*	*	*	*		A12H4
M-H		PLATE, STRIKE CATCH: 1214B39011 (17162)	EA	1										A12MP1
P-F	5340-168-7167	STRIKE CATCH: 15924 (19220)	EA	1	*	*	*	*	*	*	*	*	8	A12MP2, (1)
P-F	5305-782-8408	SCREW, MACHINE: MS24693-896 (96906)	EA	2	*	*	*	*	*	*	*	*		A12MP2H2
P-F	5310-582-5965	WASHER, LOCK: MS35338-44 (96906)	EA	2	*	*	*	*	*	*	*	*		A12MP2H2
P-F	5310-772-3887	NUT, PLAIN, HEXAGON: MS51967-1 (96906)	EA	2	*	*	*	*	*	*	*	*		A12MP2H2
X2-F		STRIKE CATCH ASSEMBLY: 1214B21020 (17162)	EA	1										A13
P-F		SCREW, CAP, HEXAGON HEAD: 1214B67301 (17162)	EA	4	*	*	*	*	*	*	*	*		A13H4
M-H		PLATE, STRIKE CATCH: 1214B39011 (17162)	EA	1										A13MP1
P-F	5340-168-7167	STRIKE CATCH: 15924 (19220)	EA	1	*	*	*	*	*	*	*	*	8	A13MP2, (2)
P-F	5305-782-8408	SCREW, MACHINE: MS24693-896 (96906)	EA	2	*	*	*	*	*	*	*	*		A13MP2H2
P-F	5310-582-5965	WASHER, LOCK: MS35338-44 (96906)	EA	2	*	*	*	*	*	*	*	*		A13MP2H2
P-F	5310-772-3887	NUT, PLAIN, HEXAGON: MS51967-1 (96906)	EA	2	*	*	*	*	*	*	*	*		A13MP2H2

381-302--3106

(67)

381-302-186

SECTION V REPAIR PARTS FOR DIRECT SUPPORT, GENERAL SUPPORT, AND DEPOT MAINTENANCE (CONTINUED)

(1) SMR CODE	(2) FEDERAL STOCK NUMBER	(3) DESCRIPTION REFERENCE NUMBER & MFR. CODE	(4) UNIT OF MEAS	(5) QTY INC IN UNIT	(6) 30-DAY DS MAINT ALLOWANCE			(7) 30-DAY GS MAINT ALLOWANCE			(8) 1 YR ALW PER EQUIP CNTGTY	(9) DEPOT MAINT ALW PER 100 EQUIP	(10) ILLUSTRATIONS	
					(a)	(b)	(c)	(a)	(b)	(c)			(a)	(b)
					1-20	21-50	51-100	1-20	21-50	51-100			FIG NO.	ITEM NO. OR REFERENCE DESIGNATION
P-F	5340-701-8015	BRACE, TABLE: 446LH (57068)	EA	1	*	*	*	*	*	*	*	3	MP121, (1)	
P-F	5310-582-5677	WASHER, FLAT: MS15795-810 (96906)	EA	2	*	*	*	*	*	*	*		MP121H2	
P-F	5310-933-8121	WASHER, LOCK: MS35338-139 (96906)	EA	2	*	*	*	*	*	*	*		MP121H2	
P-F	5305-988-7304	SCREW, MACHINE: MS24667-30 (96906)	EA	2	*	*	*	*	*	*	*		MP121H2	
P-F	5305-052-8915	SCREW, MACHINE: MS24616-51 (96906)	EA	3	*	*	*	*	*	*	*		MP121H3	
P-F	5310-761-6882	NUT, PLAIN, HEXAGON: MS51967-2 (96906)	EA	2	*	*	*	*	*	*	*		MP121H2	
X2-F		THUMBSCREW: 1214B39004 (17162)	EA	4									MP122	
X2-F		THUMBSCREW: 1214B39004 (17162)	EA	REF									MP123	
X2-F		THUMBSCREW: 1214B39004 (17162)	EA	REF									MP124	
X2-F		THUMBSCREW: 1214B39004 (17162)	EA	REF									MP125	
P-F	5410-419-3143	TOWING EYE ASSEMBLY: 1214D27000 (17162)	EA	1	*	*	*	*	*	*	*	5 6	A14, (7) (5)	
P-H	5310-934-0222	NUT, BLIND RIVET: S31B350 (03481)	EA	6				*	*	*	*		A14H6	
P-H	5310-952-3628	NUT, BLIND RIVET: S31B200 (03481)	EA	2				*	*	*	*		A14H2	
P-F	5305-050-9221	SCREW, MACHINE: MS24667-41 (96906)	EA	8	*	*	*	*	*	*	*		A14H8	
P-F	5306-543-4405	SCREW, CAP, HEXAGON: MS35307-334 (96906)	EA	2	*	*	*	*	*	*	*		A14H2	
P-F	5310-625-5756	WASHER, FLAT: MS15795-812 (96906)	EA	2	*	*	*	*	*	*	*		A14H2	
P-F	5310-974-6623	WASHER, LOCK: MS35338-140 (96906)	EA	2	*	*	*	*	*	*	*		A14H2	
P-H	5310-987-9070	NUT, BLIND RIVET: S31B275 (03481)	EA	2				*	*	*	*		A14H2	
X2-F		CAP, CORNER: 1214C39027 (17162)	EA	1									A14MP1	
X2-F		RING, RETAINING: 5100-143 (79136)	EA	1									A14MP2	
X2-F		TOWING EYE ASSEMBLY: S070C27020 (17162)	EA	1									A14A1	
X2-F		BUSHING SLEEVE: S070C66051 (17162)	EA	1									A14A1MP1	
X2-F		RING AND STUD ASSEMBLY: S070C66050 (17162)	EA	1									A14A1A1	
P-F		SCREW, CAP, HEXAGON HEAD SPECIAL: S070B67301 (17162)	EA	1	*	*	*	*	*	*	*		A14A1A1H1	
P-F		WASHER, FLAT: S070B67501 (17162)	EA	1	*	*	*	*	*	*	*		A14A1A1H1	
X1-F		RING, TOWING EYE: S070C66050-1 (17162)	EA	1									A14A1A1MP1	
X1-F		STUD, LIFT AND TIEDOWN EYE: S070C66301 (17162)	EA	1									A14A1A1MP2	
P-F		RING, RETAINING: 5160-98 (79136)	EA	1	*	*	*	*	*	*	*		A14A1MP2	

381-302--3106

(68)

SECTION V REPAIR PARTS FOR DIRECT SUPPORT, GENERAL SUPPORT, AND DEPOT MAINTENANCE (CONTINUED)

(1) SMR CODE	(2) FEDERAL STOCK NUMBER	(3) DESCRIPTION REFERENCE NUMBER & MFR. CODE	(4) UNIT OF MEAS	(5) QTY INC IN UNIT	(6) 30-DAY DS MAINT ALLOWANCE			(7) 30-DAY GS MAINT ALLOWANCE			(8) 1 YR ALW PER EQUIP CNTGCT	(9) DEPOT MAINT ALW PER 100 EQUIP	(10) ILLUSTRATIONS	
					(a) 1-20	(b) 21-50	(c) 51-100	(a) 1-20	(b) 21-50	(c) 51-100			(a) FIG NO.	(b) ITEM NO. OR REFERENCE DESIGNATION
X2-F		SPACER, SLEEVE: S070B66501 (17162)	EA	1										A14A1MP3
P-F	5410-419-3143	TOWING EYE ASSEMBLY: 1214D27000 (17162)	EA	1	*	*	*	*	*	*	*	*	7	A15, (8)
P-H	5310-934-0222	NUT, BLIND RIVET: S31B350 (03481)	EA	6				*	*	*	*	*		A15H6
P-H	5310-952-3628	NUT, BLIND RIVET: S31B200 (03481)	EA	2				*	*	*	*	*		A15H2
P-F	5305-050-9221	SCREW, MACHINE: MS24667-41 (96906)	EA	8	*	*	*	*	*	*	*	*		A15H8
P-F	5306-543-4405	SCREW, CAP, HEXAGON HEAD: MS35307-334 (96906)	EA	2	*	*	*	*	*	*	*	*		A15H2
P-F	5310-625-5756	WASHER, FLAT: MS15795-812 (96906)	EA	2	*	*	*	*	*	*	*	*		A15H2
P-F	5310-974-6623	WASHER, LOCK: MS35338-140 (96906)	EA	2	*	*	*	*	*	*	*	*		A15H2
P-H	5310-987-9070	NUT, BLIND RIVET: S31B275 (03481)	EA	2				*	*	*	*	*		A15H2
X2-F		CAP, CORNER: 1214C39027 (17162)	EA	1										A15MP1
X2-F		RING, RETAINING: 5100-143 (79136)	EA	1										A15MP2
X2-F		TOWING EYE ASSEMBLY: S070C27020 (17162)	EA	1										A15A1
X2-F		BUSHING SLEEVE: S070C66051 (17162)	EA	1										A15A1MP1
X2-F		RING AND STUD ASSEMBLY: S070C66050 (17162)	EA	1										A15A1A1
P-F		SCREW, CAP, HEXAGON HEAD SPECIAL: S070B67301 (17162)	EA	1	*	*	*	*	*	*	*	*		A15A1A1H1
P-F		WASHER, FLAT: S070B67501 (17162)	EA	1	*	*	*	*	*	*	*	*		A15A1A1H1
X1-F		RING, TOWING EYE: S070C66050-1 (17162)	EA	1										A15A1A1MP1
X1-F		STUD, LIFT AND TIEDOWN EYE: S070C66301 (17162)	EA	1										A15A1A1MP2
P-F		RING, RETAINING: 5160-98 (79136)	EA	1	*	*	*	*	*	*	*	*		A15A1MP2
X2-F		SPACER, SLEEVE: S070B66501 (17162)	EA	1										A15A1MP3
P-F	5410-419-3142	TOWING EYE ASSEMBLY: 1214D27010 (17162)	EA	1	*	*	*	*	*	*	*	*	5 6	A16, (2) (6)
P-H	5310-934-0222	NUT, BLIND RIVET: S31B350 (03481)	EA	3				*	*	*	*	*		A16H3
P-H	5310-952-3628	NUT, BLIND RIVET: S31B200 (03481)	EA	1				*	*	*	*	*		A16H1
P-F	5305-811-5033	SCREW, MACHINE: MS24667-40 (96906)	EA	2	*	*	*	*	*	*	*	*		A16H2
P-F	5305-050-9221	SCREW, MACHINE: MS24667-41 (96906)	EA	2	*	*	*	*	*	*	*	*		A16H2
P-F	5306-543-4405	SCREW, CAP, HEXAGON HEAD: MS35307-334 (96906)	EA	2	*	*	*	*	*	*	*	*		A16H2
P-F	5310-625-5756	WASHER, FLAT: MS15795-812 (96906)	EA	2	*	*	*	*	*	*	*	*		A16H2
P-F	5310-974-6623	WASHER, LOCK: MS35338-140 (96906)	EA	2	*	*	*	*	*	*	*	*		A16H2

SECTION v REPAIR PARTS FOR DIRECT SUPPORT, GENERAL SUPPORT, AND DEPOT MAINTENANCE (CONTINUED)

(1) SMR CODE	(2) FEDERAL STOCK NUMBER	(3) DESCRIPTION REFERENCE NUMBER & MFR. CODE	(4) UNIT OF MEAS	(5) QTY INC IN UNIT	(6) 30-DAY DS MAINT ALLOWANCE			(7) 30-DAY GS MAINT ALLOWANCE			(8) 1 YR ALW PER EQUIP CNTGCTY	(9) DEPOT MAINT ALW PER 100 EQUIP	(10) ILLUSTRATIONS	
					(a) 1-20	(b) 21-50	(c) 51-100	(a) 1-20	(b) 21-50	(c) 51-100			(a) FIG NO.	(b) ITEM NO. OR REFERENCE DESIGNATION
P-H	5310-987-9070	NUT, BLIND RIVET: S31B275 (03481)	EA	2				*	*	*	*	*		A16H2
X2-F		CAP, CORNER: 1214C39026 (17162)	EA	1										A16MP1
X2-F		RING, RETAINING: 5100-143 (79136)	EA	1										A16MP2
X2-F		TOWING EYE ASSEMBLY: S070C27020 (17162)	EA	1										A16A1
X2-F		BUSHING SLEEVE: S070C66051 (17162)	EA	1										A16A1MP1
X2-F		RING AND STUD ASSEMBLY: S070C66050 (17162)	EA	1										A16A1A1
P-F		WASHER, FLAT: S070B67501 (17162)	EA	1	*	*	*	*	*	*	*	*	*	A16A1A1H1
P-F		SCREW, CAP, HEXAGON HEAD SPECIAL: S070B67301 (17162)	EA	1	*	*	*	*	*	*	*	*	*	A16A1A1H1
X1-F		RING, TOWING EYE: S070C66050-1 (17162)	EA	1										A16A1A1MP1
X1-F		STUD, LIFT AND TIEDOWN EYE: S070C66301 (17162)	EA	1										A16A1A1MP2
P-F		RING, RETAINING: 5160-98 (79136)	EA	1	*	*	*	*	*	*	*	*	*	A16A1MP2
X2-F		SPACER, SLEEVE: S070B66501 (17162)	EA	1										A16A1MP3
P-F	5410-419-3142	TOWING EYE ASSEMBLY: 1214D27010 (17162)	EA	1	*	*	*	*	*	*	*	*	7	A17, (9)
P-H	5310-934-0222	NUT, BLIND RIVET: S31B350 (03481)	EA	3				*	*	*	*	*		A17H3
P-H	5310-952-3628	NUT, BLIND RIVET: S31B200 (03481)	EA	1				*	*	*	*	*		A17H1
P-F	5305-811-5033	SCREW, MACHINE: MS24667-40 (96906)	EA	2	*	*	*	*	*	*	*	*		A17H2
P-F	5305-050-9221	SCREW, MACHINE: MS24667-41 (96906)	EA	2	*	*	*	*	*	*	*	*		A17H2
P-F	5306-543-4405	SCREW, CAP, HEXAGON HEAD: MS35307-334 (96906)	EA	2	*	*	*	*	*	*	*	*		A17H2
P-F	5310-625-5756	WASHER, FLAT: MS15795-812 (96906)	EA	2	*	*	*	*	*	*	*	*		A17H2
P-F	5310-974-6623	WASHER, LOCK: MS35338-140 (96906)	EA	2	*	*	*	*	*	*	*	*		A17H2
P-H	5310-987-9070	NUT, BLIND RIVET: S31B275 (03481)	EA	2				*	*	*	*	*		A17H2
X2-F		CAP, CORNER: 1214C39026 (17162)	EA	1										A17MP1
X2-F		RING, RETAINING: 5100-143 (79136)	EA	1										A17MP2
X2-F		TOWING EYE SUB-ASSEMBLY: S070C27020 (17162)	EA	1										A17A1
X2-F		BUSHING SLEEVE: S070C66051 (17162)	EA	1										A17A1MP1
X2-F		RING AND STUD ASSEMBLY: S070C66050 (17162)	EA	1										A17A1A1
P-F		WASHER, FLAT: S070C66050 (17162)	EA	1	*	*	*	*	*	*	*	*		A17A1A1H1
P-F		SCREW, CAP, HEXAGON HEAD SPECIAL: S070B67301 (17162)	EA	1	*	*	*	*	*	*	*	*		A17A1A1H1

SECTION V REPAIR PARTS FOR DIRECT SUPPORT, GENERAL SUPPORT, AND DEPOT MAINTENANCE (CONTINUED)

(1) SMR CODE	(2) FEDERAL STOCK NUMBER	(3) DESCRIPTION REFERENCE NUMBER & MFR. CODE	(4) UNIT OF MEAS USABLE ON CODE	(5) QTY INC IN UNIT	(6) 30-DAY DS MAINT ALLOWANCE			(7) 30-DAY GS MAINT ALLOWANCE			(8) 1 YR ALW PER EQUIP CNTGCTY	(9) DEPOT MAINT ALW PER 100 EQUIP	(10) ILLUSTRATIONS	
					(a)	(b)	(c)	(a)	(b)	(c)			(a) FIG NO.	(b) ITEM NO. OR REFERENCE DESIGNATION
					1-20	21-50	51-100	1-20	21-50	51-100				
X1-F		RING, TOWING EYE: S070C66050-1 (17162)	EA	1										A17A1A1MP1
X1-F		STUD, LIFT AND TIEDOWN EYE: S070C66301 (17162)	EA	1										A17A1A1MP2
P-F		RING, RETAINING: 5160-98 (79136)	EA	1	*	*	*	*	*	*	*	*	*	A17A1MP2
X2-F		SPACER, SLEEVE: S070B66501 (17162)	EA	1										A17A1MP3
P-F	7220-178-7631	TREAD, NONMETALLIC, NONSKID: SCOTCHTREDGRAY 36IN. (73681)	EA	1	*	*	*	*	*	*	*	*	*	MP128
P-F	5970-284-8410	INSULATION TAPE, ELECTRICAL: 33-3-4 (76381)	EA	1	*	*	*	*	*	*	*	*	*	MP129
GROUP XLV														
X2-H		HANDLE, BAIL: HA9458S2RC (00758)	EA	1									6	MP1, (3)
P-H	5320-956-7355	RIVET, BLIND: AD64H (07707)	EA	5				*	*	*	*	*		MP1H5
P-F	2540-478-8099	TOWING EYE ASSY: 4600125 (29381)	EA	4	*	*	*	*	*	*	*	*	5 6	A1, (2) (6)
X1-F		RING-STUD: 4600121 (29381)	EA	1	*	*	*	*	*	*	*	*		A1MP1
X1-F		RING, EXT THRD: 4600120 (29381)	EA	1										A1MP2
P-F		RING, RETAINING: 5160-98 (79136)	EA	1	*	*	*	*	*	*	*	*		A1MP3
X2-F		SPACER, RING: 4600119 (29381)	EA	1										A1MP4
P-F		SCREW, MACHINE: 4600118 (29381)	EA	1	*	*	*	*	*	*	*	*		A1MP5
P-F		WASHER, FLAT: 3600002 (29381)	EA	1	*	*	*	*	*	*	*	*		A1MP6
P-F	2540-478-8099	TOWING EYE ASSY: 4600125 (29381)	EA	REF	*	*	*	*	*	*	*	*	5 6	A2, (7) (5)
P-F	2540-478-8099	TOWING EYE ASSY: 4600125 (29381)	EA	REF	*	*	*	*	*	*	*	*	7	A3, (8)
P-F	2540-478-8099	TOWING EYE ASSY: 4600125 (29381)	EA	REF	*	*	*	*	*	*	*	*	7	A4, (9)
P-F	5895-471-1630	LIFTING TIEDOWN EYE ASSEMBLY: 4600123 (29381)	EA	4	*	*	*	*	*	*	*	*	6	A5, (1)
X1-F		RING-STUD: 4600122 (29381)	EA	1										A5MP1
X1-F		RING, EXT THRD: 4600120 (29381)	EA	1										A5MP2
P-F		RING, RETAINING: 5160-98 (79136)	EA	1	*	*	*	*	*	*	*	*		A5MP3
X2-F		SPACER, RING: 4600119 (29381)	EA	1										A5MP4
P-F		SCREW, MACHINE: 4600118 (29381)	EA	1	*	*	*	*	*	*	*	*		A5MP5
P-F		WASHER, FLAT: 3600002 (29381)	EA	1	*	*	*	*	*	*	*	*		A5MP6
P-F	5895-471-1630	LIFTING TIEDOWN EYE ASSEMBLY: 4600123 (29381)	EA	REF	*	*	*	*	*	*	*	*	6	A6, (2)
P-F	5895-471-1630	LIFTING TIEDOWN EYE ASSEMBLY: 4600123 (29381)	EA	REF	*	*	*	*	*	*	*	*	7	A7, (1)

SECTION V REPAIR PARTS FOR DIRECT SUPPORT, GENERAL SUPPORT, AND DEPOT MAINTENANCE (CONTINUED)

(1) SMR CODE	(2) FEDERAL STOCK NUMBER	(3) DESCRIPTION REFERENCE NUMBER & MFR. CODE	(4) UNIT OF MEAS USABLE ON CODE	(5) QTY INC IN UNIT	(6) 30-DAY DS MAINT ALLOWANCE			(7) 30-DAY GS MAINT ALLOWANCE			(8) 1 YR ALW PER EQUIP CNTGCTY	(9) DEPOT MAINT ALW PER 100 EQUIP	(10) ILLUSTRATIONS	
					(a)	(b)	(c)	(a)	(b)	(c)			(a)	(b)
					1-20	21-50	51-100	1-20	21-50	51-100			FIG NO.	ITEM NO. OR REFERENCE DESIGNATION
P-F	5895-471-1630	LIFTING TIEDOWN EYE ASSEMBLY: 4600123 (29381)	EA	REF	*	*	*	*	*	*	*	7	A8, (7)	
P-O	5340-682-1508	PADLOCK ASSY: MS35647-3 (96906)	EA	1	*	*	*	*	*	*	*	4	MP2, (11)	
P-H-R	5410-173-2273	DOOR ASSY, UPPER: 7600134 (29381)	EA	1				*	*	*	*	3 4 5	A9, (3) (2) (4)	
P-F	5305-281-5741	SCREW, SLF-LOCK: MS24615-51 (96906)	EA	4	*	*	*	*	*	*	*		A9H12	
P-F	5340-166-8660	HINGE, BUTT: 4000252 (29381)	EA	3	*	*	*	*	*	*	*	4	A9MP1, (1)	
P-F	5306-168-6441	BOLT, CARRIAGE: 1/4-20X2 3/4 (05214)	EA	4	*	*	*	*	*	*	*		A9MP1H4	
P-F	5310-809-4058	WASHER, FLAT: MS27183-10 (96906)	EA	4	*	*	*	*	*	*	*		A9MP1H4	
P-F	5310-088-1251	NUT, SLF-LKG: MS51922-1 (96906)	EA	4	*	*	*	*	*	*	*		A9MP1H4	
P-F	5340-166-8660	HINGE, BUTT: 4000252 (29381)	EA	REF	*	*	*	*	*	*	*	4	A9MP2, (3)	
P-F	5340-166-8660	HINGE, BUTT: 4000252 (29381)	EA	REF	*	*	*	*	*	*	*	4	A9MP3, (6)	
P-F		ROD, LOCK: 16063 (19220)	EA	1	*	*	*	*	*	*	*	3	A9MP4, (4)	
P-F	5410-173-2275	LATCH ASY UPPER: AL25-5624-50 (19220)	EA	1	*	*	*	*	*	*	*		A9A1	
P-F		SCREW, SLF-LOCK: 7600134-2 (29381)	EA	4	*	*	*	*	*	*	*		A9A1H4	
P-F	5410-173-2276	LATCH ASY LOWER: AL59-5624-50 (19920)	EA	1	*	*	*	*	*	*	*		A9A2	
P-F		SCREW, SLF-LOCK: 7600134-2 (29381)	EA	4	*	*	*	*	*	*	*		A9A2H4	
P-F	5365-409-4173	SHIM: 4000036-2 (29381)	EA	2	*	*	*	*	*	*	*		A9A2MP1	
P-F	5365-409-4173	SHIM: 4000036-2 (29381)	EA	REF	*	*	*	*	*	*	*		A9A2MP2	
P-F	5340-412-9925	HANDLE, DOOR INNER: 4000205 (29381)	EA	1	*	*	*	*	*	*	*	3	A9MP5, (5)	
P-F	5315-168-2931	PIN, GROOVED, HEADLESS: 27X-405C (19220)	EA	1	*	*	*	*	*	*	*	8	A9MP5H1, (8)	
X2-F		THUMBSCREW: 16149 (19220)	EA	1								3	A9MP6, (6)	
P-F	5340-166-1826	HANDLE ASSEMBLY DOOR, OUTER: 6600207 (29381)	EA	1	*	*	*	*	*	*	*	4	A9A3, (12)	
P-F	5305-052-7405	SCREW, SLF-LOCK: MS24617-46 (96906)	EA	3	*	*	*	*	*	*	*		A9A3H3	
X2-F		HASP: 15906 (19220)	EA	1								4	A9MP7, (13)	
X2-H		LOUVER-COVER ASSEMBLY: 7000138 (29381)	EA	1									A9A4	
X2-H		COVER ASSEMBLY: 7600120 (29381)	EA	1									A9A4A1	
P-H	5320-956-7355	RIVET, BLIND: AD64H (07707)	EA	5				*	*	*	*		A9A4A1H5	
X2-H	5325-285-6257	STUD, FRICTION: 5-W-160 (94222)	EA	2									A9A4A1MP1	
X2-H	5325-285-6257	STUD, FRICTION: 5-W-160 (94222)	EA	REF									A9A4A1MP2	

SECTION V REPAIR PARTS FOR DIRECT SUPPORT, GENERAL SUPPORT, AND DEPOT MAINTENANCE (CONTINUED)

(1) SMR CODE	(2) FEDERAL STOCK NUMBER	(3) DESCRIPTION REFERENCE NUMBER & MFR. CODE	(4) UNIT OF MEAS	(5) QTY INC IN UNIT	(6) 30-DAY DS MAINT ALLOWANCE			(7) 30-DAY GS MAINT ALLOWANCE			(8) 1 YR ALW PER EQUIP CNTGCT	(9) DEPOT MAINT ALW PER 100 EQUIP	(10) ILLUSTRATIONS	
					(a) 1-20	(b) 21-50	(c) 51-100	(a) 1-20	(b) 21-50	(c) 51-100			(a) FIG NO.	(b) ITEM NO. OR REFERENCE DESIGNATION
X2-H		WASHER, STUD: 85-43-201-38 (94222)	EA	2										A9A4A1MP3
X2-H		WASHER, STUD: 85-43-201-38 (94222)	EA	REF										A9A4A1MP4
X2-H		RETAINER, STUD: 85-34-101-17 (94222)	EA	2										A9A4A1MP5
X2-H		RETAINER, STUD: 85-34-101-17 (94222)	EA	REF										A9A4A1MP6
X2-H		RECEPTACLE, STUD: 85-47-101-15 (94222)	EA	2										A9A4A1MP7
X2-H		RECEPTACLE, STUD: 85-47-101-15 (94222)	EA	REF										A9A4A1MP8
X2-H		BRACKET: 4600272 (29381)	EA	2										A9A4A1MP9
P-H	5320-882-8388	RIVET, BLIND: AD43H (07707)	EA	4				*	*	*	*	*		A9A4A1MP9H4
X2-H		BRACKET: 4600272 (29381)	EA	REF										A9A4A1MP10
X2-H		BRACE, COVER: 3000035 (29381)	EA	2										A9A4A1MP11
X2-H		BRACE, COVER: 3000035 (29381)	EA	REF										A9A4A1MP12
X2-H		RETAINER, BRACE: 2000492 (29381)	EA	2										A9A4A1MP13
P-H	5320-882-8388	RIVET, BLIND: AD43H (07707)	EA	2				*	*	*	*	*		A9A4A1MP13H2
X2-H		RETAINER, BRACE: 2000492 (29381)	EA	REF										A9A4A1MP14
X2-H		LOUVER, METAL ASSEMBLY: 6000209 (29381)	EA	1								4		A9A4A1A1, (4)
P-H	5320-932-1972	RIVET, BLIND: AD42H (07707)	EA	8				*	*	*	*	*		A9A4A1A1H8
X2-H		STRIP, LOUVER MT: 4600227 (29381)	EA	2										A9A4A1A1MP1
X2-H		STRIP, LOUVER MT: 4600227 (29381)	EA	REF										A9A4A1A1MP2
X2-H		SPACER: 4600257-2 (29381)	EA	2										A9A4A1A1MP3
P-H	5320-882-8388	RIVET, BLIND: AD43H (07707)	EA	2				*	*	*	*	*		A9A4A1A1MP3H2
X2-H		SPACER: 4600257-2 (29381)	EA	REF										A9A4A1A1MP4
X2-H		VANE, LOUVER: 2600061-2 (29381)	EA	62										A9A4A1A1MP5 THRU A9A4A1A1MP66
X2-H		FRAME, LOUVER: 6000210 (29381)	EA	1										A9A4A1A1MP67
X2-H		RETAINER, FILTER: 2600150 (29381)	EA	3										A9A4MP8
P-H	5320-932-1972	RIVET, BLIND: AD42H (07707)	EA	3				*	*	*	*	*		A9A4MP8H3
X2-H		RETAINER, FILTER: 2600150 (29381)	EA	REF										A9A4MP9
X2-H		RETAINER, FILTER: 2600150 (29381)	EA	REF										A9A4MP10
P-O	4460-230-2737	FILTER, AIR: 10 PPI (78112)	EA	1	*	*	*	*	*	*	*	*	3	A9A4MP11, (11)

SECTION V REPAIR PARTS FOR DIRECT SUPPORT, GENERAL SUPPORT, AND DEPOT MAINTENANCE (CONTINUED)

(1) SMR CODE	(2) FEDERAL STOCK NUMBER	(3) DESCRIPTION REFERENCE NUMBER & MFR. CODE	(4) UNIT OF MEAS	(5) QTY INC IN UNIT	(6) 30-DAY DS MAINT ALLOWANCE			(7) 30-DAY GS MAINT ALLOWANCE			(8) 1 YR ALW PER EQUIP CNTGCTY	(9) DEPOT MAINT ALW PER 100 EQUIP	(10) ILLUSTRATIONS	
					(a) 1-20	(b) 21-50	(c) 51-100	(a) 1-20	(b) 21-50	(c) 51-100			(a) FIG NO.	(b) ITEM NO. OR REFERENCE DESIGNATION
P-F	5330-173-3118	GASKET, RUBBER: 22R765 CLASS 3 GRADE 25 (81349)	FT	7	*	*	*	*	*	*	*	*	4	A9A4MP12, (5)
P-F	8040-701-9546	ADHESIVE: SILASTIC RTV 140 (71984)	CR	1	*	*	*	*	*	*	*	*		A9A4MP12H1
P-O	5410-173-2274	RETAINER, FILTER: 2000854 (29381)	EA	1	*	*	*	*	*	*	*	*		A9A4MP13
P-F	5330-173-3108	GASKET, RUBBER, 1/2 X 1/2: MIL-C-3133 TYPE T GRADE T07A4F3 (81349)	FT	11	*	*	*	*	*	*	*	*	3	A9A4MP14, (12)
P-F	8040-701-9546	ADHESIVE: SILASTIC RTV 140 (71984)	CR	1	*	*	*	*	*	*	*	*		A9A4MP14H1
P-F	5330-173-3107	GASKET, RUBBER, 3/16 X 1: MIL-C-3133 TYPE T GRADE T07A4F3 (81349)	FT	3	*	*	*	*	*	*	*	*	3 4	A9A4MP15, (10) (10)
X1-H		DOOR PANEL ASSY: 7600112 (29381)	EA	1										A9A5
P-H-R	5410-252-1946	DOOR ASSY, LOWER: 7600110 (29381)	EA	1				*	*	*	*	*	3 4 5	A16, (7) (8) (3)
P-F	5305-281-5741	SCREW, SLF-LOCK: MS24615-51 (96906)	EA	4	*	*	*	*	*	*	*	*		A16H4
P-F	5340-166-8660	HINGE, BUTT: 4000252 (29381)	EA	2	*	*	*	*	*	*	*	*	4	A16MP1, (7)
P-F	5306-168-6441	BOLT, MACHINE: 1/4-20X2 3/4 (05214)	EA	4	*	*	*	*	*	*	*	*		A16MP1H4
P-F	5310-809-4058	WASHER, FLAT: MS27183-10 (96906)	EA	4	*	*	*	*	*	*	*	*		A16MP1H4
P-F	5310-088-1251	NUT, SLF-LKG: MS1922-1 (96906)	EA	4	*	*	*	*	*	*	*	*		A16MP1H4
P-F	5340-166-8660	HINGE, BUTT: 4000252 (29381)	EA	REF	*	*	*	*	*	*	*	*	4 3	A16MP2, (9) (8)
P-F	5340-787-2047	LATCH, DOOR: 5809L (19220)	EA	1	*	*	*	*	*	*	*	*	3	A16MP3, (8)
P-F	5306-173-0073	BOLT, CARRIAGE: MS35751-134 (96906)	EA	1	*	*	*	*	*	*	*	*		A16MP3H1
P-F	5310-225-6993	NUT, PLAIN, HEX: MS1922-33 (96906)	EA	1	*	*	*	*	*	*	*	*		A16MP3H1
P-F	5310-809-3079	WASHER, FLAT: MS27183-19 (96906)	EA	2	*	*	*	*	*	*	*	*		A16MP3H2
P-F	5330-173-3108	GASKET, RUBBER, 1/2 X 1/2: MIL-C-3133 TYPE T GRADE T07A4F3 (81349)	FT	6	*	*	*	*	*	*	*	*	3	A16MP4, (9)
P-F	8040-701-9546	ADHESIVE: SILASTICRTV 140 (71984)	CR	1	*	*	*	*	*	*	*	*		A16MP4H1
P-F	5365-173-3181	SHIM, DOOR: 3600018 (29381)	EA	5	*	*	*	*	*	*	*	*	8	MP3, (7)
P-F	5365-173-3181	SHIM, DOOR: 3600018 (29381)	EA	REF	*	*	*	*	*	*	*	*	8	MP4, (7)
P-F	5365-173-3181	SHIM, DOOR: 3600018 (29381)	EA	REF	*	*	*	*	*	*	*	*	8	MP5, (7)
P-F	5365-173-3181	SHIM, DOOR: 3600018 (29381)	EA	REF	*	*	*	*	*	*	*	*	8	MP6, (7)
P-F	5365-173-3181	SHIM, DOOR: 3600018 (29381)	EA	REF	*	*	*	*	*	*	*	*	8	MP7, (7)
X2-F		MOLD, DRIP: 6600130-5 (29381)	EA	1	*	*	*	*	*	*	*	*		MP8
P-H	5320-874-4471	RIVET, BLIND: AD45H (07707)	EA	7				*	*	*	*	*		MP8H7

SECTION V REPAIR PARTS FOR DIRECT SUPPORT, GENERAL SUPPORT, AND DEPOT MAINTENANCE (CONTINUED)

(1) SMR CODE	(2) FEDERAL STOCK NUMBER	(3) DESCRIPTION REFERENCE NUMBER & MFR. CODE	(4) UNIT OF MEAS	(5) QTY INC IN UNIT	(6) 30-DAY DS MAINT ALLOWANCE			(7) 30-DAY GS MAINT ALLOWANCE			(8) 1 YR ALW PER EQUIP CNTGCT	(9) DEPOT MAINT ALW PER 100 EQUIP	(10) ILLUSTRATIONS		
					USABLE ON CODE	(a) 1-20	(b) 21-50	(c) 51-100	(a) 1-20	(b) 21-50			(c) 51-100	(a) FIG NO.	(b) ITEM NO. OR REFERENCE DESIGNATION
P-H		RING DEE ASSY: 4600325 (29381)	EA	4				*	*	*	*	*	7	A10, (2) (3)	
P-H	5320-721-5386	RIVET, BLIND: MS20600-AD8W4 (96906)	EA	4				*	*	*	*	*		A10H4	
P-H	5320-721-5387	RIVET, BLIND: MS20600-AD8W3 (96906)	EA	4				*	*	*	*	*		A10H4	
P-H		RING, DEE ASSY: 4600325 (29381)	EA	REF				*	*	*	*	*	7	A11, (4), (5)	
P-H		RING, DEE ASSY: 4600325 (29381)	EA	REF				*	*	*	*	*	7	A12, (10) (11)	
P-H		RING, DEE ASSY: 4600325 (29381)	EA	REF				*	*	*	*	*		A13 (12) (13)	
X2-H		LOUVER-COVER ASSEMBLY: 7600124 (29381)	EA	1										A14	
X2-H		COVER ASSEMBLY: 7600123 (29381)	EA	1										A14A1	
P-H	5320-956-7355	RIVET, BLIND: AD64H (07707)	EA	4				*	*	*	*	*		A14A1H4	
X2-H	5325-285-6257	STUD, FRICTION: 5-W-160 (94222)	EA	2										A14A1MP1	
X2-H	5325-285-6257	STUD, FRICTION: 5-W-160 (94222)	EA	REF										A14A1MP2	
X2-H		WASHER, STUD: 85-43-201-38 (94222)	EA	2										A14A1MP3	
X2-H		WASHER, STUD: 85-43-201-38 (94222)	EA	REF										A14A1MP4	
X2-H		RETAINER, STUD: 85-34-101-17 (94222)	EA	2										A14A1MP5	
X2-H		RETAINER, STUD: 85-34-101-17 (94222)	EA	REF										A14A1MP6	
X2-H		RECEPTACLE, STUD: 85-47-101-15 (94222)	EA	2										A14MP1	
X2-H		RECEPTACLE, STUD: 85-47-101-15 (94222)	EA	REF										A14MP2	
X2-H		BRACKET: 4600272 (29381)	EA	2										A14MP3	
P-H	5320-882-8388	RIVET, BLIND: AD43H (07707)	EA	4				*	*	*	*	*		A14MP3H4	
X2-H		BRACKET: 4600272 (29381)	EA	REF										A14MP4	
X2-H		BRACE, COVER: 2600126-3 (29381)	EA	1										A14MP5	
X2-H		RETAINER, BRACE: 2600125 (29381)	EA	1										A14MP6	
P-H	5320-882-8388	RIVET, BLIND: AD43H (07707)	EA	2				*	*	*	*	*		A14MP6H2	
X2-H		RETAINER, BRACE: 2600124 (29381)	EA	1										A14MP7	
P-H	5320-882-8386	RIVET, BLIND: AD44H (07707)	EA	2				*	*	*	*	*		A14MP7H2	
X2-H		LOUVER, METAL: 6600187 (29381)	EA	1										A14A2	
P-H	5320-932-1972	RIVET, BLIND: AD42H (07707)	EA	8				*	*	*	*	*		A14A2H8	
X2-H		STRIP, LOUVER MT: 4600245 (29381)	EA	2										A14A2MP1	

SECTION V REPAIR PARTS FOR DIRECT SUPPORT, GENERAL SUPPORT, AND DEPOT MAINTENANCE (CONTINUED)

(1) SNR CODE	(2) FEDERAL STOCK NUMBER	(3) DESCRIPTION REFERENCE NUMBER & MFR. CODE	(4) UNIT OF MEAS	(5) QTY INC IN UNIT	(6) 30-DAY DS MAINT ALLOWANCE			(7) 30-DAY GS MAINT ALLOWANCE			(8) 1 YR ALW PER EQUIP CNTGTY	(9) DEPOT MAINT ALW PER 100 EQUIP	(10) ILLUSTRATIONS	
					(a) 1-20	(b) 21-50	(c) 51-100	(a) 1-20	(b) 21-50	(c) 51-100			(a) FIG NO.	(b) ITEM NO. OR REFERENCE DESIGNATION
X2-H		STRIP, LOUVER MT: 4600245 (29381)	EA	REF									A14A2MP2	
X2-H		SPACER: 4600257-1 (29381)	EA	2									A14A2MP3	
P-H	5320-882-8388	RIVET, BLIND: AD43H (07707)	EA	4				*	*	*	*	*	A14A2MP3H4	
X2-H		SPACER: 4600257-1 (29381)	EA	REF									A14A2MP4	
X2-H		VANE, LOUVER: 2600061-3 (29381)	EA	30									A14A2MP5 THRU A14A2MP34	
X2-H		FRAME, LOUVER: 6600186 (29381)	EA	1									A14A2MP35	
P-F	5330-173-3118	GASKET, RUBBER: 22R765 CLASS 3 GRADE 25 (81349)	FT	4	*	*	*	*	*	*	*	*	7 A14MP8, (6) (14)	
P-F	8040-701-9546	ADHESIVE: SILASTICRTV 140 (71984)	CR	1	*	*	*	*	*	*	*	*	A14MP8H1	
X2-H		LOUVER-COVER ASSEMBLY: 7600124 (29381)	EA	1									A15	
X2-H		PLATE: 4000236 (29381)	EA	4									MP9	
P-H	5320-882-8385	RIVET, BLIND: AD66H (07707)	EA	8				*	*	*	*	*	MP9H8	
X2-H		PLATE: 4000236 (29381)	EA	REF									MP10	
X2-H		PLATE: 4000236 (29381)	EA	REF									MP11	
X2-H		PLATE: 4000236 (29381)	EA	REF									MP12	
MD-H		PLATE, INSTRUCT: 4000257 (29381)	EA	1									MP13	
P-H	5320-932-1972	RIVET, BLIND: AD42H (07707)	EA	4				*	*	*	*	*	MP13H4	
MD-H		PLATE, INSTRUCT: 4600138 (29381)	EA	4									MP14	
P-H	5320-932-1972	RIVET, BLIND: AD42H (07707)	EA	4				*	*	*	*	*	MP14H4	
MD-H		PLATE, INSTRUCT: 4600138 (29381)	EA	REF									MP15	
MD-H		PLATE, INSTRUCT: 4600138 (29381)	EA	REF									MP16	
MD-H		PLATE, INSTRUCT: 4600138 (29381)	EA	REF									MP17	
MD-H		PLATE, INSTRUCT: 4600141 (29381)	EA	1									MP18	
P-H	5320-932-1972	RIVET, BLIND: AD42H (07707)	EA	4				*	*	*	*	*	MP18H4	
MD-H		PLATE, INSTRUCT: 4600140 (29381)	EA	1									MP19	
P-H	5320-932-1972	RIVET, BLIND: AD42H (07707)	EA	4				*	*	*	*	*	MP19H4	
P-F	5340-192-6171	STRIKE, CATCH, LOWER: 2600134 (29381)	EA	1	*	*	*	*	*	*	*	*	8 MP20, (3)	
P-F		SCREW, SLF-LOCK: 12X5/8 TYPE A CD (72228)	EA	2	*	*	*	*	*	*	*	*	MP20H2	
X2-H		PIN, CAPTIVATE: 15928 (19220)	EA	1									MP21	

SECTION v REPAIR PARTS FOR DIRECT SUPPORT, GENERAL SUPPORT, AND DEPOT MAINTENANCE (CONTINUED)

(1) SR CODE	(2) FEDERAL STOCK NUMBER	(3) DESCRIPTION REFERENCE NUMBER & MFR. CODE	(4) UNIT OF MEAS	(5) QTY INC IN UNIT	(6) 30-DAY DS MAINT ALLOWANCE			(7) 30-DAY GS MAINT ALLOWANCE			(8) 1 YR ALW PER EQUIP CNTGCTY	(9) DEPOT MAINT ALW PER 100 EQUIP	(10) ILLUSTRATIONS	
					(a) 1-20	(b) 21-50	(c) 51-100	(a) 1-20	(b) 21-50	(c) 51-100			(a) FIG NO.	(b) ITEM NO. OR REFERENCE DESIGNATION
X2-H		CHAIN, WELDLESS: 15929 (19220)	EA	1										MP22
P-H	5320-882-8388	RIVET, BLIND: AD43H (07707)	EA	1				*	*	*	*	*		MP22H1
P-F	5340-192-6214	STRIKE, CATCH, MIDDLE: 6600243-1 (29381)	EA	1	*	*	*	*	*	*	*	*		MP23
P-F	5306-225-8500	SCREW, CAP, HEX: MS90725-35 (96906)	EA	2	*	*	*	*	*	*	*	*		MP23H2
P-F	5310-407-9566	WASHER, LOCK: MS35338-45 (96906)	EA	2	*	*	*	*	*	*	*	*		MP23H2
P-H	5310-987-9069	NUT, BLIND RIVET: S31B425 (03481)	EA	2				*	*	*	*	*		MP23H2
P-F	5340-922-0709	STRIKE, CATCH, UPPER: 6600243-2 (29381)	EA	1	*	*	*	*	*	*	*	*		MP24
P-F	5306-225-8500	SCREW, CAP, HEX: MS90725-35 (96906)	EA	2	*	*	*	*	*	*	*	*		MP24H2
P-F	5310-407-9566	WASHER, LOCK: MS35338-45 (96906)	EA	2	*	*	*	*	*	*	*	*		MP24H2
P-H	5310-987-9069	NUT, BLIND RIVET: S31B425 (03481)	EA	2				*	*	*	*	*		MP24H2
P-F	5365-409-4181	SHIM, STRIKER: 4600303 (29381)	EA	1	*	*	*	*	*	*	*	*		MP25
P-F	5340-701-8015	BRACE, TABLE: 446LH (57068)	EA	1	*	*	*	*	*	*	*	*	3	MP26, (1)
P-F	5305-281-5741	SCREW, SLF-LOCK: MS24615-51 (96906)	EA	3	*	*	*	*	*	*	*	*		MP26H3
P-F	5305-958-5246	SCREW, MACHINE: MS35190-289 (96906)	EA	2	*	*	*	*	*	*	*	*		MP26H2
P-F	5310-809-4058	WASHER, FLAT: MS27183-10 (96906)	EA	2	*	*	*	*	*	*	*	*		MP26H2
P-F	5310-582-5965	WASHER, LOCK: MS35338-44 (96906)	EA	2	*	*	*	*	*	*	*	*		MP26H2
P-F	5310-761-6882	NUT, PLAIN, HEX: MS51967-2 (96906)	EA	2	*	*	*	*	*	*	*	*		MP26H2
X2-F		BRACKET, DOOR: 4000219 (29381)	EA	1										MP27
P-F	5305-052-7456	SCREW, SLF-LOCK: MS24617-57 (96906)	EA	4	*	*	*	*	*	*	*	*		MP27H4
P-F	5305-984-7352	SCREW, MACHINE: MS35191-278 (96906)	EA	3	*	*	*	*	*	*	*	*		MP27H3
P-F	5310-877-5797	NUT, SLF-LOCK: MS21044-N3 (96906)	EA	3	*	*	*	*	*	*	*	*		MP27H3
P-F	5340-662-9638	BUMPER, RUBBER: 68 (70485)	EA	1	*	*	*	*	*	*	*	*	3	MP28, (2)
P-F	5305-854-6690	SCREW, SLF-LOCK: MS24617-32 (96906)	EA	1	*	*	*	*	*	*	*	*		MP28H1
P-H	4510-937-0611	PLUG, ASSEMBLY, DRAIN: 8173-2 (01943)	EA	1				*	*	*	*	*	8	MP29, (10)
P-H	5320-956-7355	RIVET, BLIND: AD64H (07707)	EA	1				*	*	*	*	*		MP29H1
X2-H		STEP & PAN ASSY: ALI-575709 (19220)	EA	1										A17
P-H	5320-956-7355	RIVET, BLIND: AD64H (07707)	EA	10				*	*	*	*	*		A17H10
P-F	5410-919-4958	STEP, RECESSED, FOLDING: 1-575709-50 (19220)	EA	1	*	*	*	*	*	*	*	*	6	A17MP1, (4)

SECTION v REPAIR PARTS FOR DIRECT SUPPORT, GENERAL SUPPORT, AND DEPOT MAINTENANCE (CONTINUED)

(1) SMR CODE	(2) FEDERAL STOCK NUMBER	(3) DESCRIPTION REFERENCE NUMBER & MFR. CODE	(4) UNIT OF MEAS	(5) QTY INC IN UNIT	(6) 30-DAY DS MAINT ALLOWANCE			(7) 30-DAY GS MAINT ALLOWANCE			(8) 1 YR ALW PER EQUIP CNTGTY	(9) DEPOT MAINT ALW PER 100 EQUIP	(10) ILLUSTRATIONS	
					(a) 1-20	(b) 21-50	(c) 51-100	(a) 1-20	(b) 21-50	(c) 51-100			(a) FIG NO.	(b) ITEM NO., OR REFERENCE DESIGNATION
P-F	5310-139-7357	NUT, SELF-LOCKING: 15949 (19220)	EA	2	*	*	*	*	*	*	*	*	A17MP1H2	
X2-H		PAN, FOLDING STEP: 15951 (19220)	EA	1									A17MP2	
X2-H		STEP & PAN ASSY: AL1-575709 (19220)	EA	2									A18	
X2-H		STEP & PAN ASSY: AL1-575709 (19220)	EA	REF									A19	
MD-H		PLATE, IDENT: 4000330 (29381)	EA	1									MP30	
P-H	5320-932-1972	RIVET, BLIND: AD42H (07707)	EA	4				*	*	*	*	*	MP30H4	
MD-H		PLATE, IDENT: 4600143-4 (29381)	EA	1									MP31	
P-H	5320-932-1972	RIVET, BLIND: AD42H (07707)	EA	4				*	*	*	*	*	MP31H4	
MD-H		PLATE, INSTRUCT: 6600045 (29381)	EA	1									MP32	
P-H	5320-932-1972	RIVET, BLIND: AD42H (07707)	EA	4				*	*	*	*	*	MP32H4	
P-F	5970-284-8410	INSULATION TAPE, ELECTRICAL: 33-3-4 (76381)	RL	3	*	*	*	*	*	*	*	*	MP33	
P-F	7220-178-7631	TREAD, NONMETALLIC, NONSKID: SCOTCHTREDGRAY 36 IN. (76381)	RL	1	*	*	*	*	*	*	*	*	MP34	
A-C		SLING, ASSEMBLY MULTIPLE LEG: SCD36423 (80063)	EA	1									A20	
P-C	5410-759-9846	WIRE ROPE ASSY: SCC36424GRI (80063)	EA	1	*	*	*	*	*	*	*	*	2 A20A1, (1)	
X1-H		SAFETY HOOK ASSEMBLY: SCC351470 (80063)	EA	1									A20A1A1	
X1-H		THIMBLE, ROPE: FF-T-276 TYPE II (81349)	EA	2									A20A1A1H2	
X1-H		HOOK, HOIST: SCC351471 (80063)	EA	1									A20A1A1MP1	
P-F	5340-457-0579	KEEPER: SCC351472 (80063)	EA	1	*	*	*	*	*	*	*	*	A20A1A1MP2	
X2-H		SPRING: SCC351473 (80063)	EA	1									A20A1A1MP2H1	
P-F	5305-464-1740	SCREW, MACHINE: SCB351474 (80063)	EA	1	*	*	*	*	*	*	*	*	A20A1A1MP2H1	
P-F	5310-275-1404	NUT, SELF-LOCKING: 79NM40 (56878)	EA	1	*	*	*	*	*	*	*	*	A20A1A1MP2H1	
X1-H		SAFETY HOOK ASSEMBLY: SCC351470 (80063)	EA	1									A20A1A2	
X1-H		TURNBUCKLE: FIG. 304 (76786)	EA	1									A20A1MP1	
P-F	5310-740-6450	NUT, SELF-LOCKING, CAP: 21FK813 (56878)	EA	1	*	*	*	*	*	*	*	*	A20A1MP1H1	
X2-H		WIRE STEEL ROPE: SCC36424-1 (80063)	FT	6									A20A1MP2	
X2-H	4030-445-6210	SWAGING SLEEVE, WIRE ROPE: 28-23H5 (20386)	EA	2									A20A1MP2H2	
P-C	5410-759-9846	WIRE ROPE ASSY: SCC36424GRI (80063)	EA	2	*	*	*	*	*	*	*	*	2 A20A2, (2)	
P-C	5410-759-9846	WIRE ROPE ASSY: SCC36424GRI (80063)	EA	REF	*	*	*	*	*	*	*	*	2 A20A3, (3)	

SECTION v REPAIR PARTS FOR DIRECT SUPPORT, GENERAL SUPPORT, AND DEPOT MAINTENANCE (CONTINUED)

(1) SMR CODE	(2) FEDERAL STOCK NUMBER	(3) DESCRIPTION REFERENCE NUMBER & MFR. CODE	(4) UNIT OF MEAS	(5) QTY INC IN UNIT	(6) 30-DAY DS MAINT ALLOWANCE			(7) 30-DAY GS MAINT ALLOWANCE			(8) 1 YR ALW PER EQUIP CNTGCTY	(9) DEPOT MAINT ALW PER 100 EQUIP	(10) ILLUSTRATIONS		
					USABLE ON CODE	(a) 1-20	(b) 21-50	(c) 51-100	(a) 1-20	(b) 21-50			(c) 51-100	(a) FIG NO.	(b) ITEM NO. OR REFERENCE DESIGNATION
P-C	5410-403-9535	WIRE ROPE ASSY, AND LIFT RING: SCC36424GR11 (80063)	EA	1	*	*	*	*	*	*	*	*	2	A20A4, (4)	
P-H		RING, CONNECTING ROUND: RR-C-271 TYPE VI (81348)	EA	1				*	*	*	*	*		A20A4MP1	
P-H	4010-222-4494	WIRE ROPE, STEEL: MIL-W-1511 1/16 INCH DIA (81349)	FT	2				*	*	*	*	*		A20A4MP2	
X2-H	4030-431-5536	SWAGING SLEEVE, WIRE ROPE: 281C (20386)	EA	2				*	*	*	*	*		A20A4MP2H2	
X1-H		SAFETY HOOK ASSEMBLY: SCC351470 (80063)	EA	1										A20A4A1	
X1-H		THIMBLE, ROPE: FF-T-276 TYPE II (81349)	EA	2										A20A4A1H2	
X1-H		HOOK, HOIST: SCC351471 (80063)	EA	1										A20A4A1MP1	
P-F	5340-457-0579	KEEPER: SCC351472 (80063)	EA	1	*	*	*	*	*	*	*	*		A20A4A1MP2	
X2-H		SPRING: SCC351473 (80063)	EA	1										A20A4A1MP2H1	
P-F	5305-464-1740	SCREW, MACHINE: SCB351474 (80063)	EA	1	*	*	*	*	*	*	*	*		A20A4A1MP2H1	
P-F	5310-275-1404	NUT, SELF-LOCKING: 79NM40 (56878)	EA	1	*	*	*	*	*	*	*	*		A20A4A1MP2H1	
X1-H		SAFETY HOOK ASSEMBLY: SCC351470 (80063)	EA	1										A20A4A2	
X1-H		TURNBUCKLE: FIG.304 (76786)	EA	1										A20A4MP1	
P-F	5310-740-6450	NUT, SELF-LOCKING, CAP: 21FK813 (56878)	EA	1	*	*	*	*	*	*	*	*		A20A4MP1H1	
X2-H		WIRE STEEL ROPE: SCC36424-1 (80063)	FT	6										A20A4MP2	
X2-H	4030-445-6210	SWAGING SLEEVE, WIRE ROPE: 28-23H5 (20386)	EA	2										A20A4MP2H2	
P-C	4030-956-5820	PLATE AND RING ASSEMBLY, TIE DOWN: SCC90674 (80063)	EA	1	*	*	*	*	*	*	*	*	2	A20A5, (5)	
X1-H		PLATE: SCC90676 (80063)	EA	1										A20A5MP1	
X1-H		BOLT, RING: SCB90675 (80063)	EA	1										A20A5MP2	
P-H	4010-222-4494	WIRE ROPE, STEEL: MIL-W-1511 1/16 INCH DIA (81349)	FT	2				*	*	*	*	*		A20A5MP3	
X2-H	4030-431-5536	SWAGING SLEEVE, WIRE ROPE: 281C (20386)	EA	2										A20A5MP3H2	
P-C	4030-956-5820	PLATE AND RING ASSEMBLY, TIE DOWN: SCC90674 (80063)	EA	1	*	*	*	*	*	*	*	*	2	A20A6, (6)	
A-H		SKID ASSEMBLY INSTALLATION: 7600133 (29381)	EA	1										A21	
P-H		SKID ASSEMBLY: 7600103 (29381)	EA	3				*	*	*	*	*	5	A21MP1, (1)	
P-H	5310-576-2508	NUT, BLIND RIVET: S25B140 (03481)	EA	3				*	*	*	*	*		A21MP1H3	
P-H	5310-827-8976	NUT, BLIND RIVET: S25B200 (03481)	EA	4				*	*	*	*	*		A21MP1H4	
P-H	5310-413-0002	NUT, BLIND RIVET: S25B260 (03481)	EA	8				*	*	*	*	*		A21MP1H8	

SECTION V REPAIR PARTS FOR DIRECT SUPPORT, GENERAL SUPPORT, AND DEPOT MAINTENANCE (CONTINUED)

(1) SMR CODE	(2) FEDERAL STOCK NUMBER	(3) DESCRIPTION REFERENCE NUMBER & MFR. CODE	(4) UNIT OF MEAS	(5) QTY INC IN UNIT	(6) 30-DAY DS MAINT ALLOWANCE			(7) 30-DAY GS MAINT ALLOWANCE			(8) 1 YR ALW PER EQUIP CNTGTY	(9) DEPOT MAINT ALW PER 100 EQUIP	(10) ILLUSTRATIONS	
					(a) 1-20	(b) 21-50	(c) 51-100	(a) 1-20	(b) 21-50	(c) 51-100			(a) FIG NO.	(b) ITEM NO. OR REFERENCE DESIGNATION
P-H	5310-780-4268	NUT, BLIND RIVET: S25B320 (03481)	EA	4				*	*	*	*	*		A21MP1H4
P-F	5305-702-4523	SCREW, CAP: MS35307-306 (96906)	EA	8	*	*	*	*	*	*	*	*		A21MP1H8
P-F	5305-207-8253	SCREW, CAP, HEXAGON HEAD: MS35307-308 (96906)	EA	12	*	*	*	*	*	*	*	*		A21MP1H12
P-F	5305-004-5069	SCREW, THD FORMING, HEX HD: QQ-P-416 TYPE F 3/8X1 STL CAD PL (05214)	EA	4	*	*	*	*	*	*	*	*		A21MP1H4
P-F	5310-880-5977	WASHER, FLAT: MS15795-811 (96906)	EA	18	*	*	*	*	*	*	*	*		A21MP1H18
P-F	5310-042-6758	WASHER, LOCK: MS35338-82 (96906)	EA	18	*	*	*	*	*	*	*	*		A21MP1H18
P-H		SKID ASSEMBLY: 7600103 (29381)	EA	REF				*	*	*	*	*	5	A22MP1, (10)
P-H		SKID ASSEMBLY: 7600103 (29381)	EA	REF				*	*	*	*	*	5	A23MP1, (12)

80

DESCENDING SQUARE
& STRIP

1a




Figure 1. Shelter, Electrical Equipment S-141B/G.

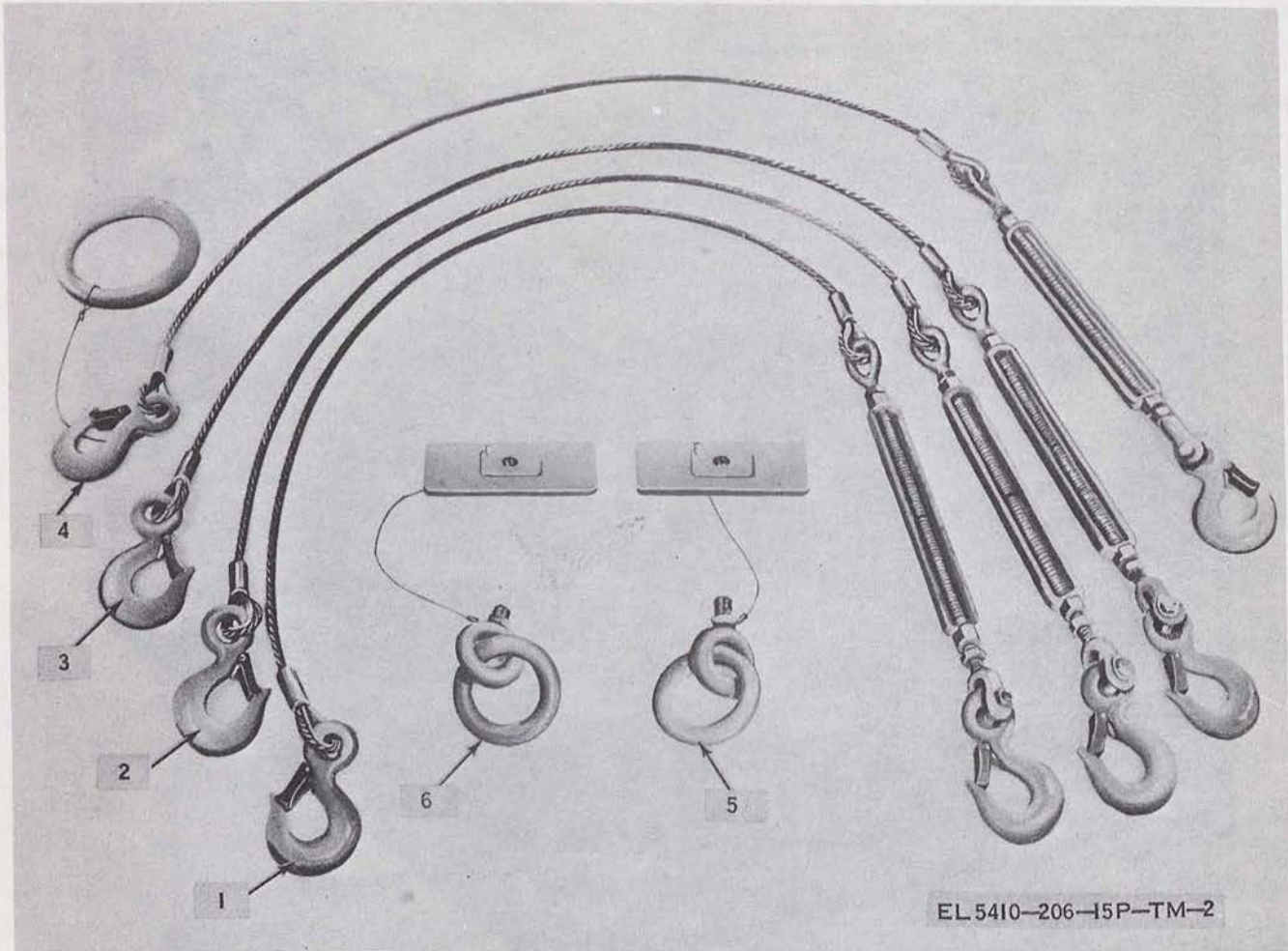


Figure 2. Sling assembly multiple leg.

Za

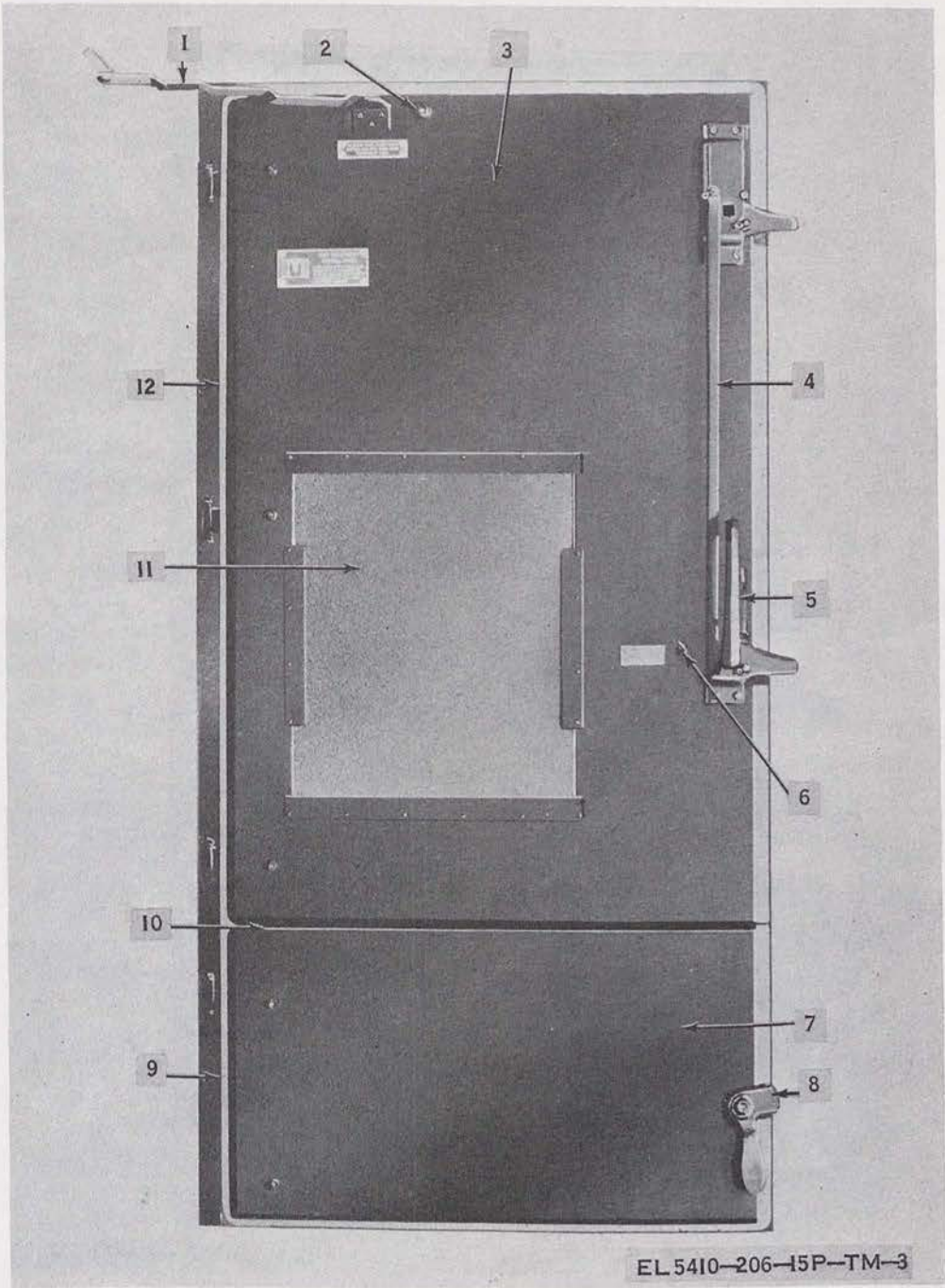


Figure 3. Door assemblies, upper and lower, interior.

40

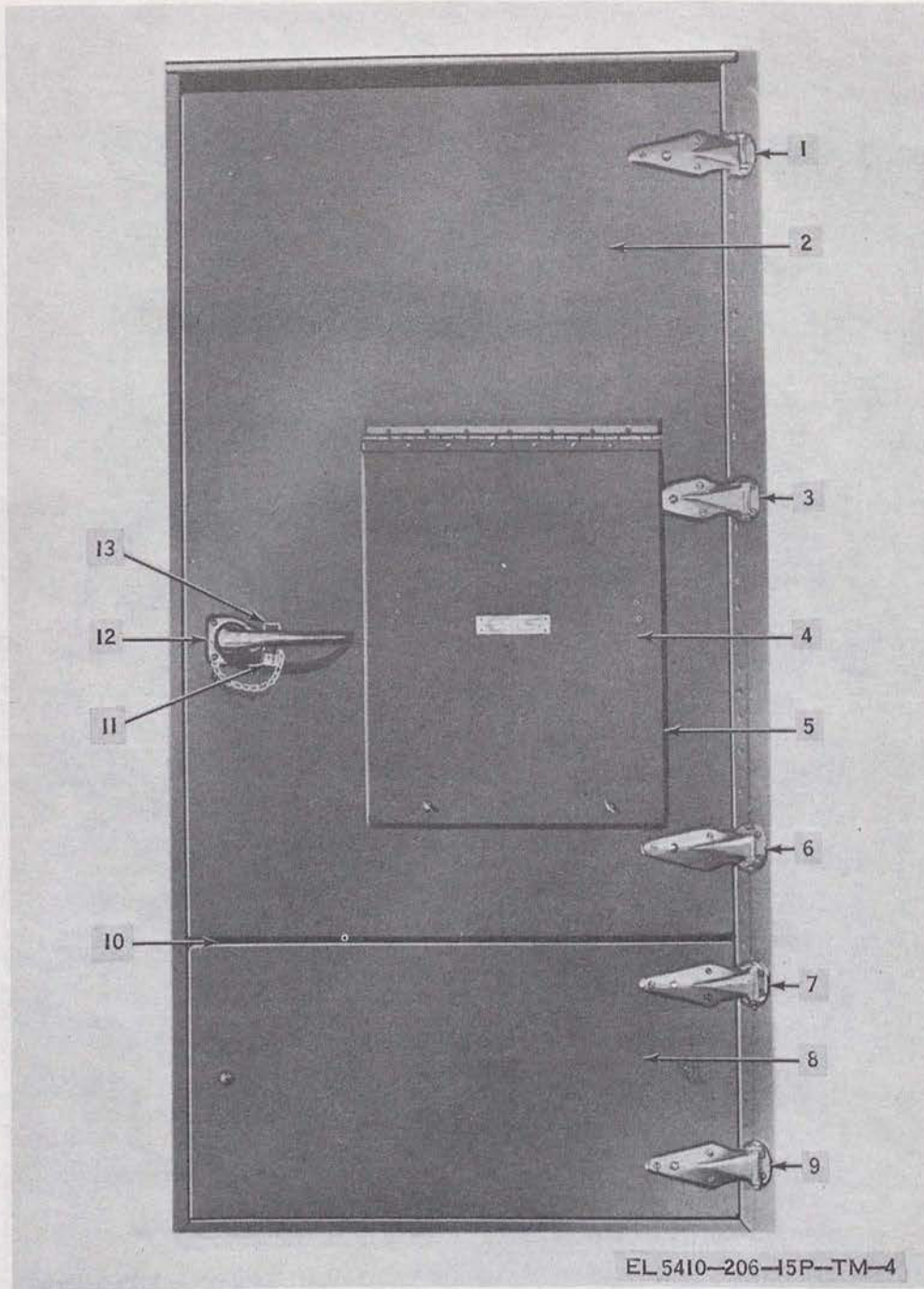
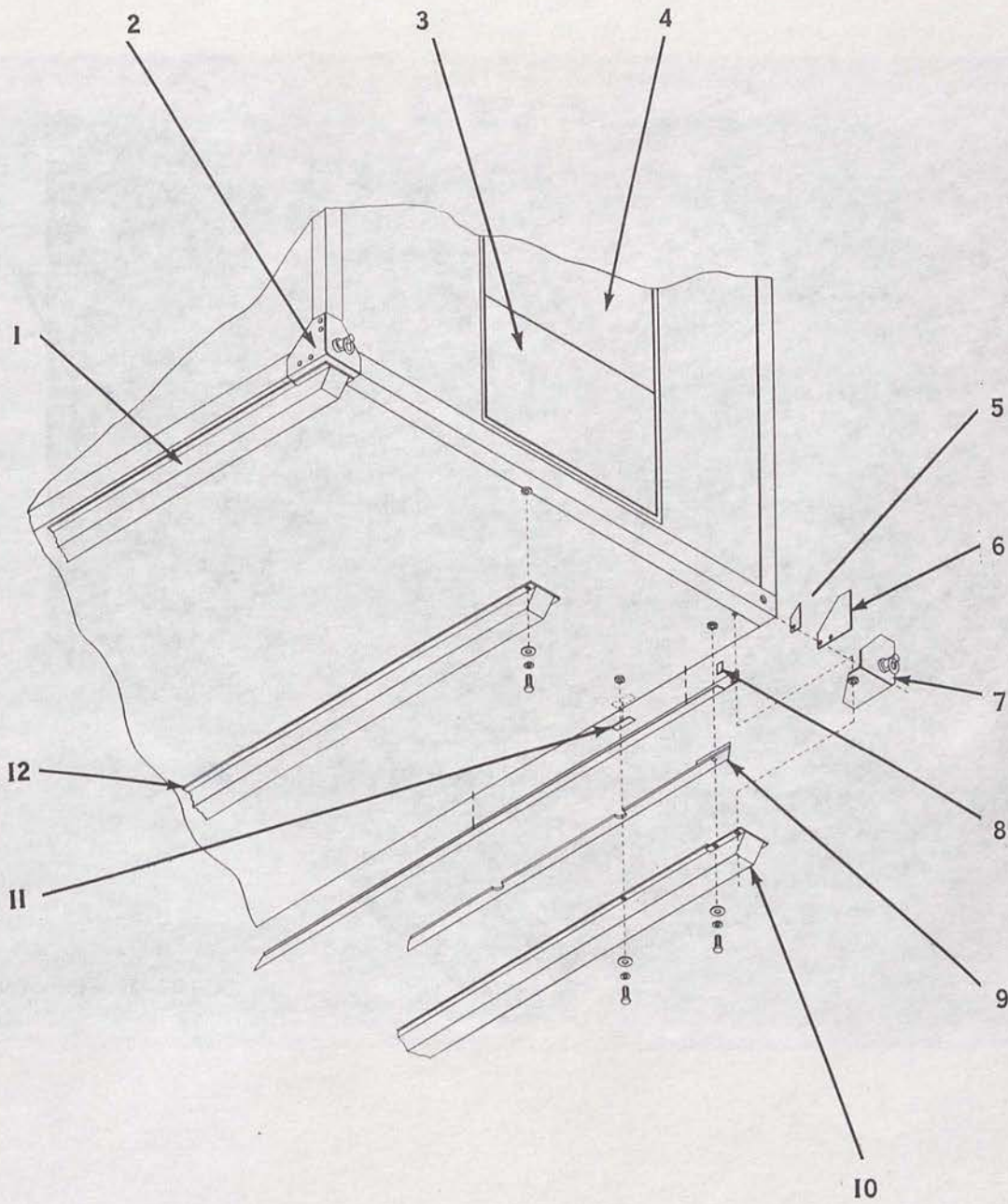



Figure 4. Door assemblies, upper and lower, exterior.



EL 5410-206-15P-TM-5

Figure 5. Skid assemblies, center and outside.



5a

Figure 6. Shelter, curbside and rear.


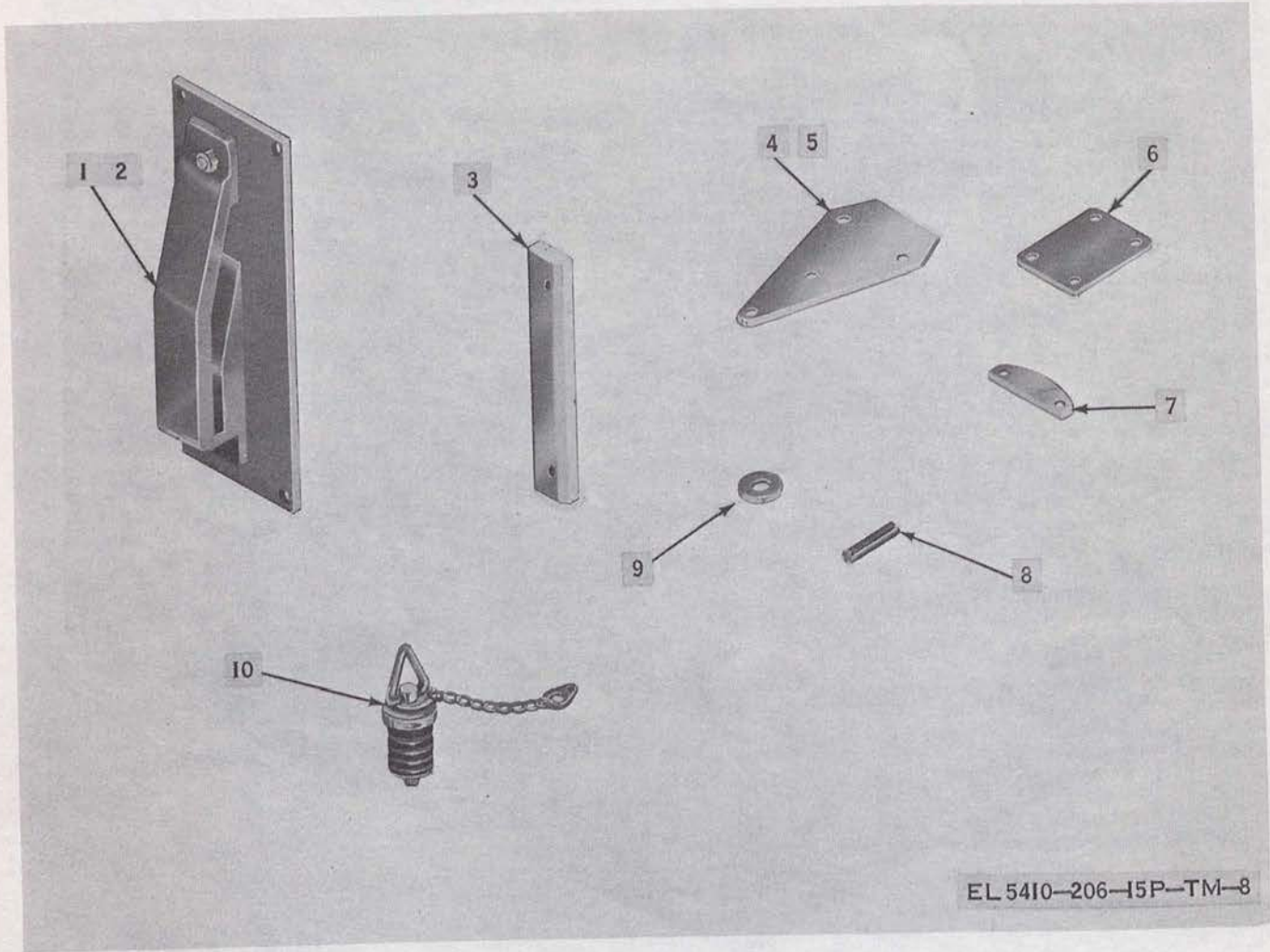


Figure 7. Shelter, roadside and front.



EL 5410-206-15P-TM-8

7a

Figure 8. Miscellaneous parts

SECTION VII. INDEX-FEDERAL STOCK NUMBER AND REFERENCE NUMBER CROSS REFERENCE
TO FIGURE AND ITEM NUMBER OR REFERENCE DESIGNATION

FEDERAL STOCK NUMBER	FIGURE NUMBER	ITEM NUMBER OR REF. DESIGNATION	FEDERAL STOCK NUMBER	FIGURE NUMBER	ITEM NUMBER OR REF. DESIGNATION
2540-478-8099	5	A1 (2)	5305-464-1740		A20A4A1MP2H1
2540-478-8099	5	A2 (7)	5305-702-4523		A21MP1H8
2540-478-8099	6	A1 (6)	5305-782-8408		A1MP2H2
2540-478-8099	6	A2 (5)	5305-782-8408		A13MP2H2
2540-478-8099	7	A3 (8)	5305-811-5033		MP111H2
2540-478-8099	7	A4 (9)	5305-811-5033		MP112H2
4010-222-4494		A20A4MP2	5305-811-5033		A3H2
4010-222-4494		A20A5MP3	5305-811-5033		A4H2
4030-431-5536		A11A1MP3	5305-811-5033		A16H2
4030-431-5536		A11A2MP3	5305-811-5033		A17H2
4030-431-5536		A11A6MP8	5305-854-6690		MP28H1
4030-431-5536		A11A6MP9	5305-936-2976		A1H8
4030-431-5536		A20A4MP2H2	5305-936-2976		A2H12
4030-431-5536		A20A5MP3H2	5305-958-5246		MP26H2
4030-445-6210		A11A3MP1	5305-984-7352		MP27H3
4030-445-6210		A11A3MP2	5305-988-7304		MP121H2
4030-445-6210		A11A4MP1	5306-168-6441		A9MP1H4
4030-445-6210		A11A4MP2	5306-168-6441		A16MP1H4
4030-445-6210		A11A5MP1	5306-173-0073		A16MP3H1
4030-445-6210		A11A5MP2	5306-225-8500		MP23H2
4030-445-6210		A11A6MP1	5306-225-8500		MP24H2
4030-445-6210		A11A6MP2	5306-543-4405		MP111H7
4030-445-6210		A20A1MP2H2	5306-543-4405		MP112H7
4030-445-6210		A20A4MP2H2	5306-543-4405		A3H2
4030-956-5820	2	A11A1 (5)	5306-543-4405		A4H2
4030-956-5820	2	A11A2 (6)	5306-543-4405		A5H2
4030-956-5820	2	A20A5 (5)	5306-543-4405		A6H2
4030-956-5820	2	A20A6 (6)	5306-543-4405		A14H2
4030-956-5820	2	5	5306-543-4405		A15H2
4030-956-5820	2	6	5306-543-4405		A16H2
4460-230-2737	3	A9A4MP11 (11)	5306-543-4405		A17H2
4510-937-0611	8	MP29 (10)	5310-042-6758		A21MP1H18
4510-937-0611	8	A21MP1 (10)	5310-088-1251		A9MP1H4
5305-004-5069		A21MP1H4	5310-088-1251		A16MP1H4
5305-021-3620		MP110H30	5310-139-7357		A17MP1H2
5305-021-3620		MP111H24	5310-139-7357		A18MP2H2
5305-021-3620		MP112H24	5310-139-7357		A19MP2H2
5305-050-9221		A3H2	5310-139-7357		A20MP2H2
5305-050-9221		A4H2	5310-150-4095	8	A2MP2 (9)
5305-050-9221		A5H8	5310-208-1919		A1MP2H1
5305-050-9221		A6H8	5310-208-1919		A1MP3H1
5305-050-9221		A14H8	5310-208-1919		A2MP4H1
5305-050-9221		A15H8	5310-208-1919		A2MP5H1
5305-050-9221		A16H2	5310-208-1919		A2MP6H1
5305-050-9221		A17H2	5310-225-6993		A16MP3H1
5305-052-7405		A9A3H3	5310-275-1404		A11A3A1MP3H1
5305-052-7456		MP27H4	5310-275-1404		A11A3A2MP3H1
5305-052-8912		MP3H1	5310-275-1404		A11A4A1MP3H1
5305-052-8915		MP121H3	5310-275-1404		A11A4A2MP3H1
5305-058-2082		MP19H4	5310-275-1404		A11A5A1MP3H1
5305-058-2082		MP20H4	5310-275-1404		A11A5A2MP3H1
5305-058-2082		MP21H4	5310-275-1404		A11A6A1MP3H1
5305-058-2082		MP22H2	5310-275-1404		A11A6A2MP3H1
5305-058-2082		MP24H4	5310-275-1404		A20A1A1MP2H1
5305-058-2082		MP25H4	5310-275-1404		A20A4A1MP2H1
5305-058-2082		MP26H4	5310-407-9566		MP23H2
5305-207-8253		MP110H4	5310-407-9566		MP24H2
5305-207-8253		A21MP1H12	5310-413-0002		A21MP1H8
5305-281-5741		MP26H3	5310-576-2508		MP110H30
5305-281-5741		A9H12	5310-576-2508		MP111H24
5305-281-5741		A16H4	5310-576-2508		MP112H24
5305-464-1740		A11A3A1MP3H1	5310-576-2508		A2A3H2
5305-464-1740		A11A3A2MP3H1	5310-576-2508		A21MP1H3
5305-464-1740		A11A4A1MP3H1	5310-582-5677		MP110H34
5305-464-1740		A11A4A2MP3H1	5310-582-5677		MP111H24
5305-464-1740		A11A5A1MP3H1	5310-582-5677		MP112H24
5305-464-1740		A11A5A2MP3H1	5310-582-5677		MP121H2
5305-464-1740		A11A6A1MP3H1	5310-582-5965		MP26H2
5305-464-1740		A11A6A2MP3H1	5310-582-5965		A12MP2H2
5305-464-1740		A20A1A1MP2H1	5310-582-5965		A13MP2H2

381-302--3106

89

SECTION VII. INDEX-FEDERAL STOCK NUMBER AND REFERENCE NUMBER CROSS REFERENCE
TO FIGURE AND ITEM NUMBER OR REFERENCE DESIGNATION

FEDERAL STOCK NUMBER	FIGURE NUMBER	ITEM NUMBER OR REF. DESIGNATION	FEDERAL STOCK NUMBER	FIGURE NUMBER	ITEM NUMBER OR REF. DESIGNATION
5310-614-3506		A1MP4H2	5310-987-9070		A3H2
5310-625-5756		MP111H7	5310-987-9070		A4H2
5310-625-5756		MP112H7	5310-987-9070		A5H2
5310-625-5756		A3H2	5310-987-9070		A6H2
5310-625-5756		A4H2	5310-987-9070		A14H2
5310-625-5756		A5H2	5310-987-9070		A15H2
5310-625-5756		A6H2	5310-987-9070		A16H2
5310-625-5756		A14H2	5310-987-9070		A17H2
5310-625-5756		A15H2	5315-168-2931	8	A2MP3H1 (8)
5310-625-5756		A16H2	5315-168-2931	8	A9MP5H1 (8)
5310-625-5756		A17H2	5320-420-2165		MP33H2
5310-740-6450		A20A1MP1H1	5320-420-2165		MP34H2
5310-740-6450		A20A4MP1H1	5320-420-2165		MP35H2
5310-761-6882		MP26H2	5320-420-2165		MP36H2
5310-761-6882		MP121H2	5320-557-9502		MP7H2
5310-772-3887		A12MP2H2	5320-557-9502		A2A3H10
5310-772-3887		A13MP2H2	5320-557-9502		A7H8
5310-780-4268		A21MP1H4	5320-557-9502		A8H8
5310-809-3079		A16MP3H2	5320-721-5386		A10H4
5310-809-4058		MP26H2	5320-721-5387		A10H4
5310-809-4058		A1MP2H1	5320-874-4471		MP8H7
5310-809-4058		A1MP3H1	5320-882-8385		MP9H8
5310-809-4058		A2MP4H1	5320-882-8386		A2A3H6
5310-809-4058		A2MP5H1	5320-882-8386		A14MP7H2
5310-809-4058		A2MP6H1	5320-882-8388		MP18H22
5310-809-4058		A9MP1H4	5320-882-8388		MP22H1
5310-809-4058		A16MP1H4	5320-882-8388		MP22H1
5310-827-8976		MP110H4	5320-882-8388		A2A3MP4H2
5310-827-8976		A21MP1H4	5320-882-8388		A2A3MP5H2
5310-877-5797		MP27H3	5320-882-8388		A7MP2H2
5310-880-5977		A21MP1H18	5320-882-8388		A7MP2H2
5310-933-8121		MP110H44	5320-882-8388		A8MP2H2
5310-933-8121		MP111H24	5320-882-8388		A9A4A1MP9H4
5310-933-8121		MP112H24	5320-882-8388		A9A4A1MP13H2
5310-933-8121		MP121H2	5320-882-8388		A9A4A1A1MP3H2
5310-934-0222		MP111H2	5320-882-8388		A14MP3H4
5310-934-0222		MP112H2	5320-882-8388		A14MP6H2
5310-934-0222		A3H3	5320-882-8388		A14A2MP3H4
5310-934-0222		A4H3	5320-932-1972		MP13H4
5310-934-0222		A5H6	5320-932-1972		MP14H4
5310-934-0222		A6H6	5320-932-1972		MP18H4
5310-934-0222		A14H6	5320-932-1972		MP19H4
5310-934-0222		A15H6	5320-932-1972		MP23H2
5310-934-0222		A16H3	5320-932-1972		MP27H4
5310-934-0222		A17H3	5320-932-1972		MP30H4
5310-939-0785		MP111H2	5320-932-1972		MP31H4
5310-939-0785		MP112H2	5320-932-1972		MP32H4
5310-952-3628		MP111H5	5320-932-1972		A2A1MP6H6
5310-952-3628		MP112H5	5320-932-1972		A2A1MP7H6
5310-952-3628		A3H1	5320-932-1972		A2A1MP8H4
5310-952-3628		A4H1	5320-932-1972		A2A1MP9H4
5310-952-3628		A5H2	5320-932-1972		A2A3MP2H2
5310-952-3628		A6H2	5320-932-1972		A2A3MP3H2
5310-952-3628		A14H2	5320-932-1972		A7H8
5310-952-3628		A15H2	5320-932-1972		A7MP1H2
5310-952-3628		A16H1	5320-932-1972		A8H8
5310-952-3628		A17H1	5320-932-1972		A8MP1H2
5310-974-6623		MP111H7	5320-932-1972		A9A4MP8H3
5310-974-6623		MP112H7	5320-932-1972		A9A4A1A1H8
5310-974-6623		A3H2	5320-932-1972		A14A2H8
5310-974-6623		A4H2	5320-952-4159		MP7H4
5310-974-6623		A5H2	5320-952-4159		MP118H10
5310-974-6623		A6H2	5320-952-4159		MP119H10
5310-974-6623		A14H2	5320-952-4159		MP120H10
5310-974-6623		A15H2	5320-952-4161		MP28H6
5310-974-6623		A16H2	5320-952-4161		MP29H6
5310-974-6623		A17H2	5320-952-4161		MP30H6
5310-987-9069		MP23H2	5320-952-4161		MP31H6
5310-987-9069		MP24H2			

SECTION VII. INDEX-FEDERAL STOCK NUMBER AND REFERENCE NUMBER CROSS REFERENCE
TO FIGURE AND ITEM NUMBER OR REFERENCE DESIGNATION

FEDERAL STOCK NUMBER	FIGURE NUMBER	ITEM NUMBER OR REF. DESIGNATION	FEDERAL STOCK NUMBER	FIGURE NUMBER	ITEM NUMBER OR REF. DESIGNATION
5320-952-4162		A2A3H2	5340-701-8015	3	MP121 (1)
5320-956-7355		MP1H5	5340-753-3514	4	A1MP2 (7)
5320-956-7355		MP29H1	5340-753-3514	4	A1MP3 (9)
5320-956-7355		A9A4A1H5	5340-753-3514	4	A2MP4 (1)
5320-956-7355		A14A1H4	5340-753-3514	4	A2MP5 (6)
5320-956-7355		A17H10	5340-787-2047	3	A1MP4 (8)
5320-956-7355		A21MP1H1	5340-787-2047	3	A16MP3 (8)
5320-957-3582		MP8H6	5340-922-0709		MP24
5325-285-6257		A9A4A1MP1	5340-969-0225	3	A2MP7 (4)
5325-285-6257		A9A4A1MP2	5365-168-7142	8	MP113 (7)
5325-285-6257		A14A1MP1	5365-168-7142	8	MP114 (7)
5325-285-6257		A14A1MP2	5365-168-7142	8	MP115 (7)
5330-173-3107	3 ✓	A9A4MP15 (10)	5365-168-7142	8	MP116 (7)
5330-173-3107	4 ✓	A9A4MP15 (10)	5365-168-7142	8	MP117 (7)
5330-173-3108	3 ✓	A9A4MP14 (12)	5365-168-7143	5	MP66 (9)
5300-173-3108	3 ✓	A16MP4 (9)	5365-168-7143	5	MP67 (8)
5330-173-3118	4	A9A4MP12 (5)	5365-168-7143	5	MP68 (8)
5330-173-3118	7	A14MP8 (6)	5365-168-7143	5	MP69 (8)
5330-173-3118	7	A14MP8 (14)	5365-168-7143	5	MP70 (8)
5330-182-3077	7	A7MP4 (14)	5365-168-7143	5	MP71 (8)
5330-182-3077	7	A8MP4 (6)	5365-168-7143	5	MP72 (8)
5330-182-3078	4	A2A3MP7 (5)	5365-168-7143	5	MP73 (8)
5330-182-3082	3	MP6 (10)	5365-168-7144	5	MP74 (5)
5330-182-3082	4	MP6 (10)	5365-168-7144	5	MP75 (5)
5330-989-5572		MP13	5365-168-7144	5	MP76 (5)
5330-989-5572		MP14	5365-168-7144	5	MP77 (5)
5330-989-5572		MP15	5365-168-7144	5	MP78 (5)
5330-989-5572		MP16	5365-168-7144	5	MP79 (5)
5330-989-5572		A2MP10	5365-168-7144	5	MP80 (5)
5330-989-5572		A2MP11	5365-168-7144	5	MP81 (5)
5340-159-3798	4	A2MP6 (3)	5365-168-7144	5	MP82 (5)
5340-166-1826	4	A9A3 (12)	5365-168-7144	5	MP83 (5)
5340-166-8660	4	A9MP1 (1)	5365-168-7144	5	MP84 (5)
5340-166-8660	4	A9MP2 (3)	5365-168-7144	5	MP85 (5)
5340-166-8660	4	A9MP3 (6)	5365-168-7144	5	MP86 (5)
5340-166-8660	4	A16MP1 (7)	5365-168-7144	5	MP87 (5)
5340-166-8660	4	A16MP2 (9)	5365-168-7144	5	MP88 (5)
5340-168-7166	8	MP32 (3)	5365-168-7144	5	MP89 (5)
5340-168-7167	8	A12MP2 (1)	5365-168-7145	8	A1MP6 (4)
5340-168-7167	8	A13MP2 (2)	5365-168-7145	8	A1MP7 (5)
5340-168-7168	7	MP33 (3)	5365-168-7146	8	MP106 (6)
5340-168-7168	7	MP34 (5)	5365-168-7146	8	MP107 (6)
5340-168-7168	7	MP35 (13)	5365-168-7146	8	MP108 (6)
5340-168-7168	7	MP36 (11)	5365-168-7146	8	MP109 (6)
5340-168-7206	3	A2MP3 (5)	5365-168-7147	5	A9 (9)
5340-189-6554	4	A2A2 (12)	5365-168-7147	5	A10 (9)
5340-192-6171	8	MP20 (3)	5365-168-7148	5	MP90 (6)
5340-192-6214		MP23	5365-168-7148	5	MP91 (6)
5340-351-8630	7	MP37 (2)	5365-168-7148	5	MP92 (6)
5340-351-8630	7	MP38 (4)	5365-168-7148	5	MP93 (6)
5340-351-8630	7	MP39 (12)	5365-168-7148	5	MP94 (6)
5340-351-8630	7	MP40 (10)	5365-168-7148	5	MP95 (6)
5340-412-9925	3	A9MP5 (5)	5365-168-7148	5	MP96 (6)
5340-457-0579		A11A3A1MP3	5365-168-7148	5	MP97 (6)
5340-457-0579		A11A3A2MP3	5365-168-7148	5	MP98 (6)
5340-457-0579		A11A4A1MP3	5365-168-7148	5	MP99 (6)
5340-457-0579		A11A4A2MP3	5365-168-7148	5	MP100 (6)
5340-457-0579		A11A5A1MP3	5365-168-7148	5	MP101 (6)
5340-457-0579		A11A5A2MP3	5365-168-7148	5	MP102 (6)
5340-457-0579		A11A6A1MP3	5365-168-7148	5	MP103 (6)
5340-457-0579		A11A6A2MP3	5365-168-7148	5	MP104 (6)
5340-457-0579		A20A1A1MP2	5365-168-7148	5	MP105 (6)
5340-457-0579		A20A4A1MP2	5365-168-7174	5	MP42 (11)
5340-662-9638	3	MP3 (2)	5365-168-7174	5	MP43 (11)
5340-662-9638	3	MP28 (2)	5365-168-7174	5	MP44 (11)
5340-682-1508	4	MP2 (11)	5365-168-7174	5	MP45 (11)
5340-682-1508	4	MP17 (11)	5365-168-7174	5	MP46 (11)
5340-701-8015	3	MP26 (1)	5365-168-7174	5	MP47 (11)

SECTION VII. INDEX-FEDERAL STOCK NUMBER AND REFERENCE NUMBER CROSS REFERENCE
TO FIGURE AND ITEM NUMBER OR REFERENCE DESIGNATION

FEDERAL STOCK NUMBER	FIGURE NUMBER	ITEM NUMBER OR REF. DESIGNATION	FEDERAL STOCK NUMBER	FIGURE NUMBER	ITEM NUMBER OR REF. DESIGNATION
5365-168-7174	5	MP48 (11)	5670-419-9617	3	A1 (7)
5365-168-7174	5	MP49 (11)	5670-419-9617	4	A1 (8)
5365-168-7174	5	MP50 (11)	5670-419-9617	5	A1 (3)
5365-168-7174	5	MP51 (11)	5895-471-1630	6	A5 (1)
5365-168-7174	5	MP52 (11)	5895-471-1630	6	A6 (2)
5365-168-7174	5	MP53 (11)	5895-471-1630	7	A7 (1)
5365-168-7174	5	MP54 (11)	5895-471-1630	7	A8 (7)
5365-168-7174	5	MP55 (11)	5970-284-8410		MP33
5365-168-7174	5	MP56 (11)	5970-284-8410		MP129
5365-168-7174	5	MP57 (11)	7220-178-7631		MP34
5365-168-7174	5	MP58 (11)	7220-178-7631		MP128
5365-168-7174	5	MP59 (11)	8040-181-8374		MP1
5365-168-7174	5	MP60 (11)	8040-701-9546		A9A4MP12H1
5365-168-7174	5	MP61 (11)	8040-701-9546		A9A4MP14H1
5365-168-7174	5	MP62 (11)	8040-701-9546		A14MP8H1
5365-168-7174	5	MP63 (11)	8040-701-9546		A16MP4H1
5365-168-7174	5	MP64 (11)	9330-150-2032	3	A2A1MP5 (11)
5365-168-7174	5	MP65 (11)			
5365-173-3181	8	MP3 (7)			
5365-173-3181	8	MP4 (7)			
5365-173-3181	8	MP5 (7)			
5365-173-3181	8	MP6 (7)			
5365-173-3181	8	MP7 (7)			
5365-409-4173		A9A2MP1			
5365-409-4173		A9A2MP2			
5365-409-4181		MP25			
5410-173-2273	3	A9 (3)			
5410-173-2273	4	A9 (2)			
5410-173-2273	5	A9 (4)			
5410-173-2274		A9A4MP13			
5410-173-2275		A9A1			
5410-173-2276		A9A2			
5410-252-1946	3	A16 (7)			
5410-252-1946	4	A16 (8)			
5410-252-1946	5	A16 (3)			
5410-403-9535	2	A11A6 (4)			
5410-403-9535	2	A20A4 (4)			
5410-403-9535	2	4			
5410-419-3142	5	A16 (2)			
5410-419-3142	6	A16 (6)			
5410-419-3142	7	A17 (9)			
5410-419-3143	5	A14 (7)			
5410-419-3143	6	A14 (5)			
5410-419-3143	7	A15 (8)			
5410-419-3144	6	A3 (1)			
5410-419-3144	7	A4 (1)			
5410-419-9615	6	A5 (2)			
5410-419-9615	7	A6 (7)			
5410-419-9618	5	MP110 (12)			
5410-419-9619	5	MP111 (1)			
5410-419-9619	5	MP112 (10)			
5410-752-9698	1	1			
5410-759-9846	2	A11A3 (3)			
5410-759-9846	2	A11A4 (2)			
5410-759-9846	2	A11A5 (1)			
5410-759-9846	2	A20A1 (1)			
5410-759-9846	2	A20A2 (2)			
5410-759-9846	2	A20A3 (3)			
5410-759-9846	2	1			
5410-759-9846	2	2			
5410-759-9846	2	3			
5410-919-4958	6	A17MP1 (4)			
5410-919-4958	6	A18MP2 (4)			
5410-919-4958		A19MP2			
5410-919-4958		A20MP2			
5670-419-9616	3	A2 (3)			
5670-419-9616	4	A2 (2)			
5670-419-9616	5	A2 (4)			

REFERENCE NO.	MFG. CODE	FIG. NO.	REF. DESIG. OR ITEM NO.
AD42H	07707		MP13H4
AD42H	07707		MP14H4
AD42H	07707		MP18H4
AD42H	07707		MP19H4
AD42H	07707		MP23H2
AD42H	07707		MP27H4
AD42H	07707		MP30H4
AD42H	07707		MP31H4
AD42H	07707		MP32H4
AD42H	07707		A2A1MP6H6
AD42H	07707		A2A1MP7H6
AD42H	07707		A2A1MP8H4
AD42H	07707		A2A1MP9H4
AD42H	07707		A2A3MP2H2
AD42H	07707		A2A3MP3H2
AD42H	07707		A7H8
AD42H	07707		A7MP1H2
AD42H	07707		A8H8
AD42H	07707		A8MP1H2
AD42H	07707		A9A4MP8H3
AD42H	07707		A9A4A1A1H8
AD42H	07707		A14A2H8
AD42S	07707		MP8H6
AD43H	07707		MP18H22
AD43H	07707		MP22H1
AD43H	07707		A2A3MP4H2
AD43H	07707		A2A3MP5H2
AD43H	07707		A7MP2H2
AD43H	07707		A8MP2H2
AD43H	07707		A9A4A1MP9H4
AD43H	07707		A9A4A1MP13H2
AD43H	07707		A9A4A1A1MP3H2
AD43H	07707		A14MP3H4
AD43H	07707		A14MP6H2
AD43H	07707		A14A2MP3H4
AD43S	07707		A2A3H2
AD44H	07707		A2A3H6
AD44H	07707		A14MP7H2
AD45H	07707		MP8H7
AD64H	07707		MP1H5
AD64H	07707		MP29H1
AD64H	07707		A9A4A1H5
AD64H	07707		A14A1H4
AD64H	07707		A17H10
AD64H	07707		A21MP1H1
AD64S	07707		MP7H4
AD64S	07707		MP118H10

SECTION VII. INDEX-FEDERAL STOCK NUMBER AND REFERENCE NUMBER CROSS REFERENCE
TO FIGURE AND ITEM NUMBER OR REFERENCE DESIGNATION (CONTINUED)

REFERENCE NO.	MFG. CODE	FIG. NO.	REF. OR ITEM NO.	DESIG.	REFERENCE NO.	MFG. CODE	FIG. NO.	REF. OR ITEM NO.	DESIG.
AD64S	07707			MP119H10	MS24616-40	96906			A2H12
AD64S	07707			MP120H10	MS24616-51	96906			MP121H3
AD66H	07707			MP9H8	MS24617-32	96906			MP28H1
AD66S	07707			MP28H6	MS24617-46	96906			A9A3H3
AD66S	07707			MP29H6	MS24617-57	96906			MP27H4
AD66S	07707			MP30H6	MS24618-19	96906			MP19H4
AD66S	07707			MP31H6	MS24618-19	96906			MP20H4
AK42S	07707			MP7H2	MS24618-19	96906			MP21H4
AK42S	07707			A2A3H10	MS24618-19	96906			MP22H2
AK42S	07707			A7H8	MS24618-19	96906			MP24H4
AK42S	07707			ASH8	MS24618-19	96906			MP25H4
AK64H	07707			MP33H2	MS24618-19	96906			MP26H4
AK64H	07707			MP34H2	MS24667-30	96906			MP121H2
AK64H	07707			MP35H2	MS24667-40	96906			MP111H2
AK64H	07707			MP36H2	MS24667-40	96906			MP112H2
AL1-575709	19220			A17	MS24667-40	96906			A3H2
AL1-575709	19220			A18	MS24667-40	96906			A4H2
AL1-575709	19220			A19	MS24667-40	96906			A16H2
AL16175	19220			A18MP1	MS24667-40	96906			A17H2
AL16175	19220			A19MP1	MS24667-41	96906			A3H2
AL16175	19220			A20MP1	MS24667-41	96906			A4H2
AL25-5624-50	19220			A9A1	MS24667-41	96906			A5H8
AL3575709	19220			A18	MS24667-41	96906			A6H8
AL3575709	19220			A19	MS24667-41	96906			A14H8
AL3575709	19220			A20	MS24667-41	96906			A15H8
AL45-5624	19220	3		A2MP7 (4)	MS24667-41	96906			A16H2
AL59-5624-50	19220			A9A2	MS24667-41	96906			A17H2
AMS3195-1X9-16	81349	3		MP126 (12)	MS24693-S96	96906			A12MP2H2
AMS3195-1X9-16	81349	3		MP127 (9)	MS24693-S96	96906			A13MP2H2
FF-T-276 TYPE II	81349			A20A1A1H2	MS27183-10	96906			MP26H2
FF-T-276 TYPE II	81349			A20A4A1H2	MS27183-10	96906			A1MP2H1
FIG. 304	76786			A20A1MP1	MS27183-10	96906			A1MP3H1
FIG. 304	76786			A20A4MP1	MS27183-10	96906			A2MP4H1
HA945SS2RG	00758	6		MP1 (3)	MS27183-10	96906			A2MP5H1
MIL-C-3133 TYPE T					MS27183-10	96906			A2MP6H1
GRADE T07A4F3	81349	3		A9A4MP14 (12)	MS27183-10	96906			A9MP1H4
MIL-C-3133 TYPE T					MS27183-10	96906			A16MP1H4
GRADE T07A4F3	81349	3		A9A4MP15 (10)	MS27183-19	96906			A16MP3H2
MIL-C-3133 TYPE T					MS35190-289	96906			MP26H2
GRADE T07A4F3	81349	3		A16MP4 (9)	MS35191-278	96906			MP27H3
MIL-C-3133 TYPE T					MS35307-306	96906			A21MP1H8
GRADE T07A4F3	81349	4		A9A4MP15 (10)	MS35307-307	96906			MP110H30
MIL-W-1511, 1/16					MS35307-307	96906			MP111H24
INCH DIA	81349			A20A4MP2	MS35307-307	96906			MP112H24
MIL-W-1511, 1/16					MS35307-308	96906			MP110M4
INCH DIA	81349			A20A5MP3	MS35307-308	96906			A21MP1H12
MS15795-810	96906			MP110H34	MS35307-334	96906			MP111H7
MS15795-810	96906			MP111H24	MS35307-334	96906			MP112H7
MS15795-810	96906			MP112H24	MS35307-334	96906			A3H2
MS15795-810	96906			MP121H2	MS35307-334	96906			A4H2
MS15795-811	96906			A21MP1H18	MS35307-334	96906			A5H2
MS15795-812	96906			MP111H7	MS35307-334	96906			A6H2
MS15795-812	96906			MP112H7	MS35307-334	96906			A14H2
MS15795-812	96906			A3H2	MS35307-334	96906			A15H2
MS15795-812	96906			A4H2	MS35307-334	96906			A16H2
MS15795-812	96906			A5H2	MS35307-334	96906			A17H2
MS15795-812	96906			A6H2	MS35338-139	96906			MP110H44
MS15795-812	96906			A14H2	MS35338-139	96906			MP111H24
MS15795-812	96906			A15H2	MS35338-139	96906			MP112H24
MS15795-812	96906			A16H2	MS35338-139	96906			MP121H2
MS15795-812	96906			A17H2	MS35338-140	96906			MP111H7
MS15795-817	96906			A1MP4H2	MS35338-140	96906			MP112H7
MS20600-AD8W3	96906			A10H4	MS35338-140	96906			A3H2
MS20600-AD8W4	96906			A10H4	MS35338-140	96906			A4H2
MS21044-N3	96906			MP27H3	MS35338-140	96906			A5H2
MS24615-51	96906			MP26H3	MS35338-140	96906			A6H2
MS24615-51	96906			A9H12	MS35338-140	96906			A14H2
MS24615-51	96906			A16H4	MS35338-140	96906			A15H2
MS24616-37	96906			MP3H1	MS35338-140	96906			A16H2
MS24616-40	96906			A1H8	MS35338-140	96906			A17H2

SECTION VII. INDEX-FEDERAL STOCK NUMBER AND REFERENCE NUMBER CROSS REFERENCE
TO FIGURE AND ITEM NUMBER OR REFERENCE DESIGNATION (CONTINUED)

REFERENCE NO.	MFG. CODE	FIG. NO.	REF. DESIG. OR ITEM NO.	REFERENCE NO.	MFG. CODE	FIG. NO.	REF. DESIG. OR ITEM NO.
MS35338-44	96906		MP26H2	SCC351473	80063		A11A3A1MP1
MS35338-44	96906		A12MP2H2	SCC351473	80063		A11A3A2MP1
MS35338-44	96906		A13MP2H2	SCC351473	80063		A11A4A1MP1
MS35338-45	96906		MP23H2	SCC351473	80063		A11A4A2MP1
MS35338-45	96906		MP24H2	SCC351473	80063		A11A5A1MP1
MS35338-82	96906		A21MP1H18	SCC351473	80063		A11A5A2MP1
MS35647-3	96906	4	MP2 (11)	SCC351473	80063		A11A6A1MP1
MS35647-3	96906	4	MP17 (11)	SCC351473	80063		A11A6A2MP1
MS35751-134	96906		A1MP4H1	SCC351473	80063		A20A1A1MP2H1
MS35751-134	96906		A16MP3H1	SCC351473	80063		A20A4A1MP2H1
MS51922-1	96906		A9MP1H4	SCC36424-1	80063		A11A3MP6
MS51922-1	96906		A16MPH4	SCC36424-1	80063		A11A4MP6
MS51922-33	96906		A16MP3H1	SCC36424-1	80063		A11A5MP6
MS51967-1	96906		A12MP2H2	SCC36424-1	80063		A11A6MP6
MS51967-1	96906		A13MP2H2	SCC36424-1	80063		A20A1MP2
MS51967-2	96906		MP26H2	SCC36424-1	80063		A20A4MP2
MS51967-2	96906		MP121H2	SCC36424-5	80063		A11A3MP5
MS90725-35	96906		MP23H2	SCC36424-5	80063		A11A4MP5
MS90725-35	96906		MP24H2	SCC36424-5	80063		A11A5MP5
QQ-P-416 TYPE F				SCC36424-5	80063		A11A6MP5
3/8 x 1STL CAD PL	05214		A21MP1H4	SCC36424-6	80063		A11A3MP3
RR-C-271 TYPE VI	81348		A11A6MP7	SCC36424-6	80063		A11A3MP4
RR-C-271 TYPE VI	81348		A20A4MP1	SCC36424-6	80063		A11A4MP3
SCB351474	80063		A11A3A1MP3H1	SCC36424-6	80063		A11A4MP4
SCB351474	80063		A11A3A2MP3H1	SCC36424-6	80063		A11A5MP3
SCB351474	80063		A11A4A1MP3H1	SCC35424-6	80063		A11A5MP4
SCB351474	80063		A11A4A2MP3H1	SCC36424-6	80063		A11A6MP3
SCB351474	80063		A11A5A1MP3H1	SCC36424-6	80063		A11A6MP4
SCB351474	80063		A11A5A2MP3H1	SCC36424-7	80063		A11MP4
SCB351474	80063		A11A6A1MP3H1	SCC36424GRI	80063	2	A11A3 (3)
SCB351474	80063		A11A6A2MP3H1	SCC36424GRI	80063	2	A11A4 (2)
SCB351474	80063		A20A1A1MP2H1	SCC36424GRI	80063	2	A11A5 (1)
SCB351474	80063		A20A4A1MP2H1	SCC36424GRI	80063	2	A20A1 (1)
SCB90675	80063		A11A1MP1	SCC36424GRI	80073	2	A20A2 (2)
SCB90675	80063		A11A2MP1	SCC36424GRI	80063	2	A20A3 (3)
SCB90675	80063		A20A5MP2	SCC36424GRI	80063	2	1
SCC351470	80063		A11A3A1	SCC36424GRI	80063	2	2
SCC351470	80063		A11A3A2	SCC36424GRI	80063	2	3
SCC351470	80063		A11A4A1	SCC36424GRII	80063	2	A11A6 (4)
SCC351470	80063		A11A4A2	SCC36424GRII	80063	2	A20A4 (4)
SCC351470	80063		A11A5A1	SCC36424GRII	80063	2	4
SCC351470	80063		A11A5A2	SCC90674	80063	2	A11A1 (5)
SCC351470	80063		A11A6A1	SCC90674	80063	2	A11A2 (6)
SCC351470	80063		A11A6A2	SCC90674	80063	2	A20A5 (5)
SCC351470	80063		A20A1A1	SCC90674	80063	2	A20A6 (6)
SCC351470	80063		A20A1A2	SCC90674	80063	2	5
SCC351470	80063		A20A4A1	SCC90674	80063	2	6
SCC351470	80063		A20A4A2	SCC90674-1	80063		A11A1MP4
SCC351471	80063		A11A3A1MP2	SCC90674-1	80063		A11A2MP4
SCC351471	80063		A11A3A2MP2	SCC90676	80063		A11A1MP2
SCC351471	80063		A11A4A1MP2	SCC90676	80063		A11A2MP2
SCC351471	80063		A11A4A2MP2	SCC90676	80063		A20A5MP1
SCC351471	80063		A11A5A1MP2	SCD36423	80063		A11
SCC351471	80063		A11A5A2MP2	SCD36423	80063		A20
SCC351471	80063		A11A6A1MP2	SCOTCHTRED GRAY			
SCC351471	80063		A11A6A2MP2	36 IN.	76381		MP34
SCC351471	80063		A20A1A1MP1	SCOTCHTRED GRAY			
SCC351471	80063		A20A4A1MP1	36 IN.	76381		MP128
SCC351472	80063		A11A3A1MP3	SLASTICRTV140	71984		A9A4MP12H1
SCC351472	80063		A11A3A2MP3	SLASTICRTV140	71984		A9A4MP14H1
SCC351472	80063		A11A4A1MP3	SLASTICRTV140	71984		A14MP8H1
SCC351472	80063		A11A4A2MP3	SLASTICRTV140	71984		A16MP4H1
SCC351472	80063		A11A5A1MP3	SMB165337	80063		MP25
SCC351472	80063		A11A5A2MP3	SMB165465	80063		MP27
SCC351472	80063		A11A6A1MP3	SMC564810	80063		MP26
SCC351472	80063		A11A6A2MP3	S070B66501	17162		A3A1MP3
SCC351472	80063		A20A1A1MP2	S070B66501	17162		A4A1MP3
SCC351472	80063		A20A4A1MP2	S070B66501	17162		A5A1MP3
SCC351472	80063			S070B66501	17162		A6A1MP3

381-302--3106 - (94)

SECTION VII INDEX-FEDERAL STOCK NUMBER AND REFERENCE NUMBER CROSS REFERENCE
TO FIGURE AND ITEM NUMBER OR REFERENCE DESIGNATION (CONTINUED)

REFERENCE NO.	MFG. CODE	FIG. NO.	REF. DESIG. OR ITEM NO.	REFERENCE NO.	MFG. CODE	FIG. NO.	REF. DESIG. OR ITEM NO.
S070B66501	17162		A14A1MP3	S31B125	03481		MP111H2
S070B66501	17162		A15A1MP3	S31B125	03481		MP112H2
S070B66501	17162		A16A1MP3	S31B200	03481		MP111H5
S070B66501	17162		A17A1MP3	S31B200	03481		MP112H5
S070B67301	17162		A3A1A1H1	S31B200	03481		A3H1
S070B67301	17162		A4A1A1H1	S31B200	03481		A4H1
S070B67301	17162		A5A1A1H1	S31B200	03481		A5H2
S070B67301	17162		A6A1A1H1	S31B200	03481		A6H2
S070B67301	17162		A14A1A1H1	S31B200	03481		A14H2
S070B67301	17162		A15A1A1H1	S31B200	03481		A15H2
S070B67301	17162		A16A1A1H1	S31B200	03481		A16H1
S070B67301	17162		A17A1A1H1	S31B200	03481		A17H1
S070B67501	17162		A3A1A1H1	S31B275	03481		A3H2
S070B67501	17162		A4A1A1H1	S31B275	03481		A4H2
S070B67501	17162		A5A1A1H1	S31B275	03481		A5H2
S070B67501	17162		A6A1A1H1	S31B275	03481		A6H2
S070B67501	17162		A14A1A1H1	S31B275	03481		A14H2
S070B67501	17162		A15A1A1H1	S31B275	03481		A15H2
S070B67501	17162		A16A1A1H1	S31B275	03481		A16H2
S070B67501	17162		A17A1A1H1	S31B275	03481		A17H2
S070C27020	17162		A14A1	S31B350	03481		MP111H2
S070C27020	17162		A15A1	S31B350	03481		MP112H2
S070C27020	17162		A16A1	S31B350	03481		A3H3
S070C27020	17162		A17A1	S31B350	03481		A4H3
S070C27040	17162		A3A1	S31B350	03481		A5H6
S070C27040	17162		A4A1	S31B350	03481		A6H6
S070C27040	17162		A5A1	S31B350	03481		A14H6
S070C27040	17162		A6A1	S31B350	03481		A15H6
S070C66050	17162		A14A1A1	S31B350	03481		A16H3
S070C66050	17162		A15A1A1	S31B350	03481		A17H3
S070C66050	17162		A16A1A1	S31B425	03481		MP23H2
S070C66050	17162		A17A1A1	S31B425	03481		MP24H2
S070C66050-1	17162		A14A1A1MP1	01-007	95272		MP9
S070C66050-1	17162		A15A1A1MP1	01-007	95272		MP10
S070C66050-1	17162		A16A1A1MP1	01-007	95272		MP11
S070C66050-1	17162		A17A1A1MP1	01-007	95272		MP12
S070C66051	17162		A3A1MP1	01-007	95272		A2MP8
S070C66051	17162		A4A1MP1	01-007	95272		A2MP9
S070C66051	17162		A5A1MP1	01-217	11363		A2A2MP3
S070C66051	17162		A6A1MP1	1/4-20X2 3/4	05214		A9MP1H4
S070C66051	17162		A14A1MP1	1/4-20X2 3/4	05214		A16MP1H4
S070C66051	17162		A15A1MP1	1-4-20X2 3-4LG	39428		A1MP2H1
S070C66051	17162		A16A1MP1	1-4-20X2 3-4LG	39428		A1MP3H1
S070C66051	17162		A17A1MP1	1-4-20X2 3-4LG	39428		A2MP4H1
S070C66060	17162		A3A1A1	1-4-20X2 3-4LG	39428		A2MP5H1
S070C66060	17162		A4A1A1	1-4-20X2 3-4LG	39428		A2MP6H1
S070C66060	17162		A5A1A1	1-575709-50	19220	6	A17MP1 (4)
S070C66060	17162		A6A1A1	1-575709-50	19220	6	A18MP2 (4)
S070C66060-1	17162		A3A1A1MP1	1-575709-50	19220		A19MP2
S070C66060-1	17162		A4A1A1MP1	1-575709-50	19220		A20MP2
S070C66060-1	17162		A5A1A1MP1	10PPI	78112	3	A9A4MP11(11)
S070C66060-1	17162		A6A1A1MP1	10X1LGTYPEA	39428		A1MP2H3
S070C66301	17162		A3A1A1MP2	10X1LGTYPEA	39428		A1MP3H3
S070C66301	17162		A4A1A1MP2	10X1LGTYPEA	39428		A2MP4H3
S070C66301	17162		A5A1A1MP2	10X1LGTYPEA	39428		A2MP5H3
S070C66301	17162		A6A1A1MP2	10X1LGTYPEA	39428		A2MP6H2
S070C66301	17162		A14A1A1MP2	1061	32761	4	A1MP2 (7)
S070C66301	17162		A15A1A1MP2	1061	32761	4	A1MP3 (9)
S070C66301	17162		A16A1A1MP2	1061	32761	4	A2MP4 (1)
S070C66301	17162		A17A1A1MP2	1061	32761	4	A2MP5 (6)
S25B140	03481		MP110H30	12X1LGTYPEA	39428		A2A2H3
S25B140	03481		MP111H24	12X5/8TYPEA			
S25B140	03481		MP112H24	CDPLATE	72228		MP20H2
S25B140	03481		A2A3H2	1214B21020	17162		A12
S25B140	03481		A21MP1H3	1214B21020	17162		A13
S25B200	03481		MP110H4	1214B39004	17162		MP122
S25B200	03481		A21MP1H4	1214B39004	17162		MP123
S25B260	03481		A21MP1H8	1214B39004	17162		MP124
S25B320	03481		A21MP1H4	1214B39004	17162		MP125

(95)

SECTION VII INDEX-FEDERAL STOCK NUMBER AND REFERENCE NUMBER CROSS REFERENCE

TO FIGURE AND ITEM NUMBER OR REFERENCE DESIGNATION (CONTINUED)

REFERENCE NO.	MFG. CODE	FIG. NO.	REF. DESIG. OR ITEM NO.	REFERENCE NO.	MFG. CODE	FIG. NO.	REF. DESIG. OR ITEM NO.
1214B39004	17162		A2MP15	1214B39037	17162	5	MP75 (5)
1214B39004	17162		A2MP16	1214B39037	17162	5	MP76 (5)
1214B39005	17162	3	A2MP17 (6)	1214B39037	17162	5	MP77 (5)
1214B39006	17162	4	A2MP6 (3)	1214B39037	17162	5	MP78 (5)
1214B39007	17162	3	A2MP3 (5)	1214B39037	17162	5	MP79 (5)
1214B39011	17162		A12MP1	1214B39037	17162	5	MP80 (5)
1214B39011	17162		A13MP1	1214B39037	17162	5	MP81 (5)
1214B39012-1	17162		A7MP3	1214B39037	17162	5	MP82 (5)
1214B39012-1	17162		A8MP3	1214B39037	17162	5	MP83 (5)
1214B39012-2	17162		A2A3MP1	1214B39037	17162	5	MP84 (5)
1214B39012-2	17162		A2A3MP6	1214B39037	17162	5	MP85 (5)
1214B39013-1	17162		A2A3MP2	1214B39037	17162	5	MP86 (5)
1214B39013-1	17162		A7MP2	1214B39037	17162	5	MP87 (5)
1214B39013-1	17162		A8MP2	1214B39037	17162	5	MP88 (5)
1214B39013-2	17162		A2A3MP3	1214B39037	17162	5	MP89 (5)
1214B39016-1	17162		A2A1MP6	1214B39051	17162		MP18
1214B39016-1	17162		A2A1MP7	1214B39055	17162	7	MP33 (3)
1214B39016-2	17162		A2A1MP8	1214B39055	17162	7	MP34 (5)
1214B39016-2	17162		A2A1MP9	1214B39055	17162	7	MP35 (13)
1214B39019	17162		A2A3MP4	1214B39055	17162	7	MP36 (11)
1214B39019	17162		A2A3MP5	1214B39056	17162	8	A1MP6 (4)
1214B39019	17162		A7MP1	1214B39506	17162	8	A1MP7 (5)
1214B39019	17162		A8MP1	1214B39057	17162	8	MP106 (6)
1214B39021	17162		MP28	1214B39057	17162	8	MP107 (6)
1214B39021	17162		MP29	1214B39057	17162	8	MP108 (6)
1214B39021	17162		MP30	1214B39057	17162	8	MP109 (6)
1214B39021	17162		MP31	1214B60501	17162	8	A2MP2 (9)
1214B39022	17162	8	MP113 (7)	1214B60601	17162		MP22
1214B39022	17162	8	MP114 (7)	1214B60602	17162		MP23
1214B39022	17162	8	MP115 (7)	1214B63001-1	17162	3	A2A1MP5(11)
1214B39022	17162	8	MP116 (7)	1214B64001-30	17162	3	MP6 (10)
1214B39022	17162	8	MP117 (7)	1214B64001-30	17162	4	MP6 (10)
1214B39023	17162		MP8	1214B64203-45	17162	7	A7MP4 (14)
1214B39024	17162	8	MP32 (3)	1214B64203-45	17162	7	A8MP4 (6)
1214B39025	17162		A2MP13	1214B64203-77	17162	4	A2A3MP7(5)
1214B39025	17162		A2MP14	1214B65003	17162		A1MP5
1214B39036-1	17162	5	MP42 (11)	1214B65003	17162		A2MP12
1214B39036-1	17162	5	MP43 (11)	1214B67301	17162		MP2H3
1214B39036-1	17162	5	MP44 (11)	1214B67301	17162		MP4H1
1214B39036-1	17162	5	MP45 (11)	1214B67301	17162		MP32H2
1214B39036-1	17162	5	MP46 (11)	1214B67301	17162		A12H4
1214B39036-1	17162	5	MP47 (11)	1214B67301	17162		A13H4
1214B39036-1	17162	5	MP48 (11)	1214C29000	17162		A2A1
1214B39036-1	17162	5	MP49 (11)	1214C29230	17162	5	A9 (9)
1214B39036-1	17162	5	MP50 (11)	1214C29230	17162	5	A10 (9)
1214B39036-1	17162	5	MP51 (11)	1214C39008	17162	4	A2A2 (12)
1214B39036-1	17162	5	MP52 (11)	1214C39008-1	17162		A2A2MP2
1214B39036-1	17162	5	MP53 (11)	1214C39008-2	17162		A2A2MP1
1214B39036-1	17162	5	MP54 (11)	1214C39008-3	17162		A2A2MP5
1214B39036-1	17162	5	MP55 (11)	1214C39008-4	17162		A2A2MP4
1214B39036-1	17162	5	MP56 (11)	1214C39014	17162	6	MP7 (3)
1214B39036-1	17162	5	MP57 (11)	1214C39026	17162		A3MP1
1214B39036-1	17162	5	MP58 (11)	1214C39026	17162		A4MP1
1214B39036-1	17162	5	MP59 (11)	1214C39026	17162		A16MP1
1214B39036-1	17162	5	MP60 (11)	1214C39027	17162		A17MP1
1214B39036-1	17162	5	MP61 (11)	1214C39027	17162		A5MP1
1214B39036-1	17162	5	MP62 (11)	1214C39027	17162		A6MP1
1214B39036-1	17162	5	MP63 (11)	1214C39027	17162		A14MP1
1214B39036-1	17162	5	MP64 (11)	1214C39028	47162		A15MP1
1214B39036-1	17162	5	MP65 (11)	1214C39028	17162		MP2
1214B39036-3	17162	5	MP66 (8)	1214C39045	17162	5	MP90 (6)
1214B39036-3	17162	5	MP67 (8)	1214C39045	17162	5	MP91 (6)
1214B39036-3	17162	5	MP68 (8)	1214C39045	17162	5	MP92 (6)
1214B39036-3	17162	5	MP69 (8)	1214C39045	17162	5	MP93 (6)
1214B39036-3	17162	5	MP70 (8)	1214C39045	17162	5	MP94 (6)
1214B39036-3	17162	5	MP71 (8)	1214C39045	17162	5	MP95 (6)
1214B39036-3	17162	5	MP72 (8)	1214C39045	17162	5	MP96 (6)
1214B39036-3	17162	5	MP73 (8)	1214C39045	17162	5	MP97 (6)
1214B39037	17162	5	MP74 (5)	1214C39045	17162	5	MP98 (6)
				1214C39045	17162	5	MP99 (6)
				1214C39045	17162	5	MP100 (6)

SECTION VII INDEX-FEDERAL STOCK NUMBER AND REFERENCE NUMBER CROSS REFERENCE
TO FIGURE AND ITEM NUMBER OR REFERENCE DESIGNATION (CONTINUED)

REFERENCE NO.	MFG. CODE	FIG. NO.	REF. DESIG. OR ITEM NO.	REFERENCE NO.	MFG. CODE	FIG. NO.	REF. DESIG. OR ITEM NO.
1214C39045	17162	5	MP101 (6)	2600061-2	29381		A9A4A1A1MP11
1214C39045	17162	5	MP102 (6)	2600061-2	29381		A9A4A1A1MP12
1214C39045	17162	5	MP103 (6)	2600061-2	29381		A9A4A1A1MP13
1214C39045	17162	5	MP104 (6)	2600061-2	29381		A9A4A1A1MP14
1214C39045	17162	5	MP105 (6)	2600061-2	29381		A9A4A1A1MP15
1214C60600	17162		MP21	2600061-2	29381		A9A4A1A1MP16
1214C60604	17162		MP24	2600061-2	29381		A9A4A1A1MP17
1214C60605	17162		MP20	2600061-2	29381		A9A4A1A1MP18
1214C60608	17162		MP19	2600061-2	29381		A9A4A1A1MP19
1214D15100	17162		A21	2600061-2	29381		A9A4A1A1MP20
1214D21000	17162	3	A2 (3)	2600061-2	29381		A9A4A1A1MP21
1214D21000	17162	4	A2 (2)	2600061-2	29381		A9A4A1A1MP22
1214D21000	17162	5	A2 (4)	2600061-2	29381		A9A4A1A1MP23
1214D21010	17162	3	A1 (7)	2600061-2	29381		A9A4A1A1MP24
1214D21010	17162	4	A1 (8)	2600061-2	29381		A9A4A1A1MP25
1214D21010	17162	5	A1 (3)	2600061-2	29381		A9A4A1A1MP26
1214D21100	17162		A2MP1	2600061-2	29381		A9A4A1A1MP27
1214D21110	17162		A1MP1	2600061-2	29381		A9A4A1A1MP28
1214D23000	17162	5	MP111 (1)	2600061-2	29381		A9A4A1A1MP29
1214D23000	17162	5	MP112 (10)	2600061-2	29381		A9A4A1A1MP30
1214D23010	17162	5	MP110 (12)	2600061-2	29381		A9A4A1A1MP31
1214D27000	17162	5	A14 (7)	2600061-2	29381		A9A4A1A1MP32
1214D27000	17162	6	A14 (5)	2600061-2	29381		A9A4A1A1MP33
1214D27000	17162	7	A15 (8)	2600061-2	29381		A9A4A1A1MP34
1214D27010	17162	5	A16 (2)	2600061-2	29381		A9A4A1A1MP35
1214D27010	17162	6	A16 (6)	2600061-2	29381		A9A4A1A1MP36
1214D27010	17162	7	A17 (9)	2600061-2	29381		A9A4A1A1MP37
1214D27030	17162	6	A3 (1)	2600061-2	29381		A9A4A1A1MP38
1214D27030	17162	7	A4 (1)	2600061-2	29381		A9A4A1A1MP39
1214D27050	17162	6	A5 (2)	2600061-2	29381		A9A4A1A1MP40
1214D27050	17162	7	A6 (7)	2600061-2	29381		A9A4A1A1MP41
1214D28000	17162	4	A2A3 (4)	2600061-2	29381		A9A4A1A1MP42
1214D28010	17162		A7	2600061-2	29381		A9A4A1A1MP43
1214D28010	17162		A8	2600061-2	29381		A9A4A1A1MP44
14X1LGTYPEA	39428		A2MP3H4	2600061-2	29381		A9A4A1A1MP45
14X1LGTYPEA	39428		A2MP7H8	2600061-2	29381		A9A4A1A1MP46
15906	19220	4	A2MP18 (13)	2600061-2	29381		A9A4A1A1MP47
15906	19220	4	A9MP7 (13)	2600061-2	29381		A9A4A1A1MP48
15924	19220	8	A12MP2 (1)	2600061-2	29381		A9A4A1A1MP49
15924	19220	8	A13MP2 (2)	2600061-2	29381		A9A4A1A1MP50
15928	19220		MP4H1	2600061-2	29381		A9A4A1A1MP51
15928	19220		MP21	2600061-2	29381		A9A4A1A1MP52
15929	19220		MP4	2600061-2	29381		A9A4A1A1MP53
15929	19220		MP22	2600061-2	29381		A9A4A1A1MP54
15949	19220		A17MP1H2	2600061-2	29381		A9A4A1A1MP55
15949	19220		A18MP2H2	2600061-2	29381		A9A4A1A1MP56
15949	19220		A19MP2H2	2600061-2	29381		A9A4A1A1MP57
15949	19220		A20MP2H2	2600061-2	29381		A9A4A1A1MP58
15951	19220		A17MP2	2600061-2	29381		A9A4A1A1MP59
16063	19220	3	A9MP4 (4)	2600061-2	29381		A9A4A1A1MP60
16149	19220	3	A9MP6 (6)	2600061-2	29381		A9A4A1A1MP61
2000492	29381		A9A4A1A1MP13	2600061-2	29381		A9A4A1A1MP62
2000492	29381		A9A4A1A1MP14	2600061-2	29381		A9A4A1A1MP63
2000854	29381		A9A4MP13	2600061-2	29381		A9A4A1A1MP64
21FK813	56878		A20A1MP1H1	2600061-2	29381		A9A4A1A1MP65
21FK813	56878		A20A4MP1H1	2600061-2	29381		A9A4A1A1MP66
22R765CLASS 3 GRADE. 25	81349	4	A9A4MP12 (5)	2600061-3	29381		A14A2MP5
22R765CLASS 3 GRADE. 25	81349	7	A14MP8 (6)	2600061-3	29381		A14A2MP6
22R765CLASS 3 GRADE. 25	81349	7	A14MP8 (14)	2600061-3	29381		A14A2MP7
2600061-2	29381		A9A4A1A1MP5	2600061-3	29381		A14A2MP8
2600061-2	29381		A9A4A1A1MP6	2600061-3	29381		A14A2MP9
2600061-2	29381		A9A4A1A1MP7	2600061-3	29381		A14A2MP10
2600061-2	29381		A9A4A1A1MP8	2600061-3	29381		A14A2MP11
2600061-2	29381		A9A4A1A1MP9	2600061-3	29381		A14A2MP12
2600061-2	29381		A9A4A1A1MP10	2600061-3	29381		A14A2MP13
2600061-2	29381		A9A4A1A1MP11	2600061-3	29381		A14A2MP14
				2600061-3	29381		A14A2MP15
				2600061-3	29381		A14A2MP16
				2600061-3	29381		A14A2MP17

(97)

SECTION VII INDEX-FEDERAL STOCK NUMBER AND REFERENCE NUMBER CROSS REFERENCE
TO FIGURE AND ITEM NUMBER OR REFERENCE DESIGNATION (CONTINUED)

REFERENCE NO.	MFG. CODE	FIG. NO.	REF. DESIG. OR ITEM NO.	REFERENCE NO.	MFG. CODE	FIG. NO.	REF. DESIG. OR ITEM NO.
2600061-3	29381		A14A2MP18	4000252	29381	4	A16MP1 (7)
2600061-3	29381		A14A2MP19	4000252	29381	4	A16MP2 (9)
2600061-3	29381		A14A2MP20	4000257	29381		MP13
2600061-3	29381		A14A2MP21	4000330	29381		MP30
2600061-3	29381		A14A2MP22	42NE040	72962		ALMP2H1
2600061-3	29381		A14A2MP23	42NE040	72962		ALMP3H1
2600061-3	29381		A14A2MP24	42NE040	72962		A2MP4H1
2600061-3	29381		A14A2MP25	42NE040	72962		A2MP5H1
2600061-3	29381		A14A2MP26	42NE040	72962		A2MP6H1
2600061-3	29381		A14A2MP27	446LH	57068	3	MP26 (1)
2600061-3	29381		A14A2MP28	446LH	57068	3	MP121 (1)
2600061-3	29381		A14A2MP29	4600118	29381		A1MP5
2600061-3	29381		A14A2MP30	4600118	29381		A5MP5
2600061-3	29381		A14A2MP31	4600119	29381		ALMP4
2600061-3	29381		A14A2MP32	4600119	29381		A5MP4
2600061-3	29381		A14A2MP33	4600120	29381		ALMP2
2600061-3	29381		A14A2MP34	4600120	29381		A5MP2
2600124	29381		A14MP7	4600121	29381		A1MP1
2600125	29381		A14MP6	4600122	29381		A5MP1
2600126-3	29381		A14MP5	4600123	29381		A5
2600134	29381	8	MP20 (3)	4600123	29381	6	A6 (2)
2600150	29381		A9A4MP8	4600123	29381	7	A7 (1)
2600150	29381		A9A4MP9	4600123	29381	7	A8 (7)
2600150	29381		A9A4MP10	4600125	29381	5	A1 (2)
27X405C	19220	8	A2MP3H1 (8)	4600125	29381	5	A2 (7)
27X405C	19220	8	A9MP5H1 (8)	4600125	29381	6	A1 (6)
27780	82942		MP1	4600125	29381	6	A2 (5)
28-23H5	20386		A11A3MP1	4600125	29381	7	A3 (8)
28-23H5	20386		A11A3MP2	4600125	29381	7	A4 (9)
28-23H5	20386		A11A4MP1	4600138	29381		MP14
28-23H5	20386		A11A4MP2	4600138	29381		MP15
28-23H5	20386		A11A5MP1	4600138	29381		MP16
28-23H5	20386		A11A5MP2	4600138	29381		MP17
28-23H5	20386		A11A6MP1	4600140	29381		MP19
28-23H5	20386		A11A6MP2	4600141	29381		MP18
28-23H5	20386		A20A1MP2H2	4600143-4	29381		MP31
28-23H5	20386		A20A4MP2H2	4600227	29381		A9A4A1A1MP1
281C	20386		A11A1MP3	4600227	29381		A9A4A1A1MP2
281C	20386		A11A2MP3	4600245	29381		A14A2MP1
281C	20386		A11A6MP8	4600245	29381		A14A2MP2
281C	20386		A11A6MP9	4600257-1	29381		A14A2MP3
281C	20386		A20A4MP2H2	4600257-1	29381		A14A2MP4
281C	20386		A20A5MP3H2	4600257-2	29381		A9A4A1A1MP3
3000035	29381		A9A4A1MP11	4600257-2	29381		A9A4A1A1MP4
3000035	29381		A9A4A1MP12	4600272	29381		A9A4A1MP9
3250	76786	7	MP37 (2)	4600272	29381		A9A4A1MP10
3250	76786	7	MP38 (4)	4600272	29381		A14MP3
3250	76786	7	MP39 (12)	4600272	29381		A14MP4
3250	76786	7	MP40 (10)	4600303	29381		MP25
33-3-4	76381		MP33	4600325	29381		A10 (2)
33-3-4	76381		MP129	4600325	29381	7	A10 (3)
3600002	29381		A1MP6	4600325	29381	7	A11 (4)
3600002	29381		A5MP6	4600325	29381	7	A11 (5)
3600018	29381	8	MP3 (7)	4600325	29381	7	A12 (10)
3600018	29381	8	MP4 (7)	4600325	29381	7	A12 (11)
3600018	29381	8	MP5 (7)	4600325	29381	7	A13 (12)
3600018	29381	8	MP6 (7)	4600325	29381	7	A13 (13)
3600018	29381	8	MP7 (7)	5-W-160	94222		A9A4A1MP1
4000036-2	29381		A9A2MP1	5-W-160	94222		A9A4A1MP2
4000036-2	29381		A9A2MP2	5-W-160	94222		A14A1MP1
4000205	29381	3	A9MP5 (5)	5-W-160	94222		A14A1MP2
4000219	29381		MP27	5100-143	79136		A3MP2
4000236	29381		MP9	5100-143	79136		A4MP2
4000236	29381		MP10	5100-143	79136		A5MP2
4000236	29381		MP11	5100-143	79136		A6MP2
4000236	29381		MP12	5100-143	79136		A14MP2
4000252	29381	4	A9MP1 (1)	5100-143	79136		A15MP2
4000252	29381	4	A9MP2 (3)	5100-143	79136		A16MP2
4000252	29381	4	A9MP3 (6)	5100-143	79136		A17MP2

SECTION VII INDEX-FEDERAL STOCK NUMBER AND REFERENCE NUMBER CROSS REFERENCE
TO FIGURE AND ITEM NUMBER OR REFERENCE DESIGNATION (CONTINUED)

REFERENCE NO.	MFG. CODE	FIG. NO.	REF. DESIG. OR ITEM NO.	REFERENCE NO.	MFG. CODE	FIG. NO.	REF. DESIG. OR ITEM NO.
5160-98	79136		A1MP3	85-47-101-15	94222		A9A4A1MP8
5160-98	79136		A3A1MP2	85-47-101-15	94222		A14MP1
5160-98	79136		A4A1MP2	85-47-101-15	94222		A14MP2
5160-98	79136		A5MP3				
5160-98	79136		A5A1MP2				
5160-98	79136		A6A1MP2				
5160-98	79136		A14A1MP2				
5160-98	79136		A15A1MP2				
5160-98	79136		A16A1MP2				
5160-98	79136		A17A1MP2				
52NE083	72962		A1MP4H1				
5809L	19220	3	A1MP4 (8)				
5809L	19220	3	A16MP3 (8)				
6000209	29381	4	A9A4A1A1 (4)				
6000210	29381		A9A4A1A1MP67				
6600045	29381		MP32				
6600130-5	29381		MP8				
6600186	29381		A14A2MP35				
6600187	29381		A14A2				
6600207	29381	4	A9A3 (12)				
6600243-1	29381		MP23				
6600243-2	29381		MP24				
68	70485	3	MP3 (2)				
68	70485	3	MP28 (2)				
7000138	29381		A9A4				
7100-1-4	02697		MP13				
7100-1-4	02697		MP14				
7100-1-4	02697		MP15				
7100-1-4	02697		MP16				
7100-1-4	02697		A2MP10				
7100-1-4	02694		A2MP11				
7600103	29381	5	A21MP1 (1)				
7600103	29381	5	A22MP1 (10)				
7600103	29381	5	A23MP1 (12)				
7600110	29381	3	A16 (7)				
7600110	29381	4	A16 (8)				
7600110	29381	5	A16 (3)				
7600112	29381		A9A5				
7600120	29381		A9A4A1				
7600123	29381		A14A1				
7600124	29381		A14				
7600124	29381		A15				
7600133	29381		A21				
7600134	29381	3	A9 (3)				
7600134	29381	4	A9 (2)				
7600134	29381	5	A9 (4)				
7600134-2	29381		A9A1H4				
7600134-2	29381		A9A2H4				
79NM40	56878		A11A3A1MP3H1				
79NM40	56878		A11A3A2MP3H1				
79NM40	56878		A11A4A1MP3H1				
79NM40	56878		A11A4A2MP3H1				
79NM40	56878		A11A5A1MP3H1				
79NM40	56878		A11A5A2MP3H1				
79NM40	56878		A11A6A1MP3H1				
79NM40	56878		A11A6A2MP3H1				
79NM40	56878		A20A1A1MP2H1				
79NM40	56878		A20A4A1MP2H1				
8173-2	01943	8	MP29 (10)				
8173-2	01943	8	A21MP1 (10)				
85-34-101-17	94222		A9A4A1MP5				
85-34-101-17	94222		A9A4A1MP6				
85-34-101-17	94222		A14A1MP5				
85-34-101-17	94222		A14A1MP6				
85-43-201-38	94222		A9A4A1MP3				
85-43-201-38	94222		A9A4A1MP4				
85-43-201-38	94222		A14A1MP3				
85-43-201-38	94222		A14A1MP4				
85-47-101-15	94222		A9A4A1MP7				

7-11/(7-12 blank)

381-302--3106-(99) (100 BLANK)

SECTION VIII INDEX-REFERENCE DESIGNATION
CROSS REFERENCE TO PAGE NUMBER

REFERENCE DESIGNATION	PAGE NUMBER	REFERENCE DESIGNATION	PAGE NUMBER	REFERENCE DESIGNATION	PAGE NUMBER
MP1	5-32	MP28H1	5-59	MP77	5-43
MP1	5-53	MP28H6	5-41	MP78	5-43
MP1H5	5-53	MP29	5-41	MP79	5-43
MP2	5-32	MP29	5-59	MP80	5-43
MP2	3-9, 5-54	MP29H1	5-59	MP81	5-43
MP2H3	5-32	MP29H6	5-41	MP82	5-43
MP3	5-32	MP30	5-41	MP83	5-43
MP3	5-56	MP30H4	5-41	MP84	5-43
MP3H1	5-32	MP30H5	5-41	MP85	5-43
MP4	5-32	MP31	5-41	MP86	5-43
MP4	5-56	MP31H4	5-60	MP87	5-43
MP4H1	5-32	MP31H6	5-41	MP88	5-43
MP5	5-56	MP32	5-60	MP89	5-43
MP6	5-56	MP32	5-41	MP90	5-43
MP6	5-36	MP32H2	5-41	MP91	5-43
MP7	5-36	MP32H4	5-60	MP92	5-43
MP7	5-56	MP33	5-60	MP93	5-43
MP7H2	5-36	MP33	5-41	MP94	5-43
MP7H4	5-36	MP33H2	5-41	MP95	5-43
MP8	5-39	MP34	5-60	MP96	5-43
MP8H6	5-39	MP34	5-41	MP97	5-43
MP8H7	5-56	MP34H2	5-41	MP98	5-44
MP9	5-40	MP35	5-41	MP99	5-44
MP9H8	5-58	MP35H2	5-41	MP100	5-44
MP10	5-40	MP36	5-41	MP101	5-44
MP11	5-40	MP36H2	5-41	MP102	5-44
MP12	5-40	MP37	5-41	MP103	5-44
MP13	5-40	MP38	5-41	MP104	5-44
MP13H4	5-58	MP39	5-41	MP105	5-44
MP14	5-40	MP40	5-41	MP106	5-44
MP14H4	5-58	MP42	5-42	MP107	5-44
MP15	5-40	MP43	5-42	MP108	5-44
MP16	5-40	MP44	5-42	MP109	5-44
MP17	5-58	MP45	5-42	MP110	5-44
MP17	3-9, 5-40	MP46	5-42	MP110H4	5-44
MP18	5-40	MP47	5-42	MP110H30	5-44
MP18H4	5-58	MP48	5-42	MP110H34	5-44
MP18H22	5-40	MP49	5-42	MP110H44	5-44
MP19	5-40	MP50	5-42	MP111	5-44
MP19H4	5-40	MP51	5-42	MP111H2	5-44
MP20	5-40	MP52	5-42	MP111H5	5-44
MP20	5-58	MP53	5-42	MP111H7	5-44
MP20H2	5-58	MP54	5-42	MP111H24	5-44
MP20H4	5-40	MP55	5-42	MP112	5-45
MP21	5-40	MP56	5-42	MP112H2	5-45
MP21H4	5-40	MP57	5-42	MP112H5	5-45
MP22	5-40	MP58	5-42	MP112H7	5-45
MP22H1	5-59	MP59	5-42	MP112H24	5-45
MP22H2	5-40	MP60	5-42	MP113	5-48
MP23	5-40	MP61	5-42	MP114	5-48
MP23H2	5-40	MP62	5-42	MP115	5-48
MP24	5-40	MP63	5-42	MP116	5-48
MP24H2	5-59	MP64	5-42	MP117	5-48
MP24H4	5-40	MP65	5-42	MP118H10	5-49
MP25	5-40	MP66	5-42	MP119H10	5-49
MP25H4	5-40	MP67	5-42	MP120H10	5-49
MP26	5-41	MP68	5-42	MP121	5-50
MP26	5-59	MP69	5-42	MP121H2	5-50
MP26H2	5-59	MP70	5-43	MP121H2	5-50
MP26H3	5-59	MP71	5-43	MP121H3	5-50
MP26H4	5-41	MP72	5-43	MP122	5-50
MP27	5-41	MP73	5-43	MP123	5-50
MP27H3	5-59	MP74	5-43	MP124	5-50
MP27H4	5-59	MP75	5-43	MP125	5-50
MP28	5-41	MP76	5-43	MP126	5-50
MP28	5-59				

SECTION VIII INDEX- REFERENCE DESIGNATION
 CROSS REFERENCE TO PAGE NUMBER (CONTINUED)

REFERENCE DESIGNATION	PAGE NUMBER	REFERENCE DESIGNATION	PAGE NUMBER	REFERENCE DESIGNATION	PAGE NUMBER
MP127	5-36	A2A1MP9H4	5-34	A5A1MP2	5-38
MP128	5-53	A2A2	5-34	A5A1MP3	5-38
MP129	5-53	A2A2H3	5-34	A5A1A1	5-38
A1	5-53	A2A2MP1	5-34	A5A1A1H1	5-38
A1	5-32	A2A2MP2	5-34	A5A1A1MP1	5-38
A1	5-53	A2A2MP3	5-34	A5A1A1MP2	5-38
A1	5-32	A2A2MP4	5-34	A6	5-53
A1	5-32	A2A2MP5	5-34	A6	5-38
A1H8	5-33	A2A3	5-35	A6H2	5-38
A1MP1	5-33	A2A3H2	5-35	A6H6	5-38
A1MP2	5-53	A2A3H6	5-35	A6H8	5-38
A1MP2H1	5-33	A2A3H10	5-35	A6MP1	5-38
A1MP2H3	5-33	A2A3MP1	5-35	A6MP2	5-39
A1MP3	5-53	A2A3MP2	5-35	A6A1	5-38
A1MP3	5-33	A2A3MP2H2	5-35	A6A1MP1	5-38
A1MP3H1	5-33	A2A3MP3	5-35	A6A1MP2	5-39
A1MP3H3	5-33	A2A3MP3H2	5-35	A6A1MP3	5-39
A1MP4	5-53	A2A3MP4	5-35	A6A1A1	5-39
A1MP4	5-33	A2A3MP4H2	5-35	A6A1A1H1	5-39
A1MP4H1	5-33	A2A3MP5	5-35	A6A1A1MP1	5-39
A1MP4H2	5-33	A2A3MP5H2	5-35	A6A1A1MP2	5-39
A1MP5	5-33	A2A3MP6	5-35	A7	5-39
A1MP6	5-53	A2A3MP7	5-35	A7	5-53
A1MP6	5-33	A3	5-36	A7H8	5-39
A1MP7	5-33	A3	5-53	A7MP1	5-39
A2	5-33	A3H1	5-36	A7MP1H2	5-39
A2	5-33	A3H2	5-36	A7MP2	5-39
A2	5-33	A3H3	5-36	A7MP2H2	5-39
A2	5-53	A3MP1	5-36	A7MP3	5-39
A2	5-53	A3MP2	5-36	A7MP4	5-39
A2H12	5-33	A3A1	5-36	A8	5-39
A2MP1	5-33	A3A1MP1	5-36	A8	5-54
A2MP2	5-34	A3A1MP2	5-37	A8H8	5-39
A2MP3	5-34	A3A1MP3	5-37	A8MP1	5-39
A2MP3H1	5-34	A3A1A1	5-36	A8MP1H2	5-39
A2MP3H4	5-34	A3A1A1H1	5-36	A8MP2	5-39
A2MP4	5-34	A3A1A1MP1	5-37	A8MP2H2	5-39
A2MP4H1	5-34	A3A1A1MP2	5-37	A8MP3	5-39
A2MP4H3	5-34	A4	5-37	A8MP4	5-39
A2MP5	5-34	A4	5-53	A9	5-54
A2MP5H1	5-34	A4H1	5-37	A9	5-54
A2MP5H3	5-35	A4H2	5-37	A9	5-41
A2MP6	5-35	A4H3	5-37	A9	5-54
A2MP6H1	5-35	A4MP1	5-37	A9H12	5-54
A2MP6H2	5-35	A4MP2	5-37	A9MP1	5-54
A2MP7	5-35	A4A1	5-37	A9MP1H4	5-54
A2MP7H8	5-35	A4A1MP1	5-37	A9MP2	5-54
A2MP8	5-35	A4A1MP2	5-37	A9MP3	5-54
A2MP9	5-35	A4A1MP3	5-37	A9MP4	5-54
A2MP10	5-35	A4A1A1	5-37	A9MP5	5-54
A2MP11	5-36	A4A1A1H1	5-37	A9MP5H1	5-54
A2MP12	5-36	A4A1A1MP1	5-37	A9MP6	5-54
A2MP13	5-36	A4A1A1MP2	5-37	A9MP7	5-54
A2MP14	5-36	A5	5-53	A9A1	5-54
A2MP15	5-36	A5	5-37	A9A1H4	5-54
A2MP16	5-36	A5H2	5-37	A9A2	5-54
A2MP17	5-36	A5H6	5-38	A9A2H4	5-54
A2MP18	5-34	A5H8	5-38	A9A2MP1	5-54
A2A1	5-33	A5MP1	5-38	A9A2MP2	5-54
A2A1MP5	3-9, 5-33	A5MP2	5-53	A9A3	5-54
A2A1MP6	5-33	A5MP3	5-53	A9A2H3	5-54
A2A1MP6H6	5-33	A5MP4	5-53	A9A4	5-54
A2A1MP7	5-33	A5MP5	5-53	A9A4MP8	5-55
A2A1MP7H6	5-34	A5MP6	5-53	A9A4MP8H3	5-55
A2A1MP8	5-34	A5A1	5-38	A9A4MP9	5-55
A2A1MP9	5-34	A5A1MP1	5-38		

SECTION VIII INDEX-REFERENCE DESIGNATION
 CROSS REFERENCE TO PAGE NUMBER (CONTINUED)

REFERENCE DESIGNATION	PAGE NUMBER	REFERENCE DESIGNATION	PAGE NUMBER	REFERENCE DESIGNATION	PAGE NUMBER
A9A4MP10	5-55	A9A4A1A1MP37	5-55	A11A3A2MP3H1	5-46
A9A4MP11	3-9, 5-55	A9A4A1A1MP38	5-55	A11A4	3-9
A9A4MP12	5-56	A9A4A1A1MP39	5-55	A11A4MP1	5-47
A9A4MP12H1	5-56	A9A4A1A1MP40	5-55	A11A4MP2	5-47
A9A4MP13	5-56	A9A4A1A1MP41	5-55	A11A4MP3	5-47
A9A4MP14	5-56	A9A4A1A1MP42	5-55	A11A4MP4	5-47
A9A4MP14H1	5-56	A9A4A1A1MP43	5-55	A11A4MP5	5-47
A9A4MP15	5-56	A9A4A1A1MP44	5-55	A11A4MP6	5-47
A9A4A1	5-54	A9A4A1A1MP45	5-55	A11A4A1	5-46
A9A4A1H5	5-54	A9A4A1A1MP46	5-55	A11A4A1MP1	5-46
A9A4A1MP1	5-54	A9A4A1A1MP47	5-55	A11A4A1MP2	5-46
A9A4A1MP2	5-54	A9A4A1A1MP48	5-55	A11A4A1MP3	5-46
A9A4A1MP3	5-55	A9A4A1A1MP49	5-55	A11A4A1MP3H1	5-46
A9A4A1MP4	5-55	A9A4A1A1MP50	5-55	A11A4A2	5-46
A9A4A1MP5	5-55	A9A4A1A1MP51	5-55	A11A4A2MP1	5-46
A9A4A1MP6	5-55	A9A4A1A1MP52	5-55	A11A4A2MP2	5-46
A9A4A1MP7	5-55	A9A4A1A1MP53	5-55	A11A4A2MP3	5-46
A9A4A1MP8	5-55	A9A4A1A1MP54	5-55	A11A4A2MP3H1	5-47
A9A4A1MP9	5-55	A9A4A1A1MP55	5-55	A11A5	3-9, 5-47
A9A4A1MP9H4	5-55	A9A4A1A1MP56	5-55	A11A5MP1	5-47
A9A4A1MP10	5-55	A9A4A1A1MP57	5-55	A11A5MP2	5-47
A9A4A1MP11	5-55	A9A4A1A1MP58	5-55	A11A5MP3	5-47
A9A4A1MP12	5-55	A9A4A1A1MP59	5-55	A11A5MP4	5-47
A9A4A1MP13	5-55	A9A4A1A1MP60	5-55	A11A5MP5	5-47
A9A4A1MP13H2	5-55	A9A4A1A1MP61	5-55	A11A5MP6	5-47
A9A4A1MP14	5-55	A9A4A1A1MP62	5-55	A11A5A1	5-47
A9A4A1A1	5-55	A9A4A1A1MP63	5-55	A11A5A1MP1	5-47
A9A4A1A1H8	5-55	A9A4A1A1MP64	5-55	A11A5A1MP2	5-47
A9A4A1A1MP1	5-55	A9A4A1A1MP65	5-55	A11A5A1MP3	5-47
A9A4A1A1MP2	5-55	A9A4A1A1MP66	5-55	A11A5A1MP3H1	5-47
A9A4A1A1MP3	5-55	A9A4A1A1MP67	5-55	A11A5A2	5-47
A9A4A1A1MP3H2	5-55	A9A5	5-56	A11A5A2MP1	5-47
A9A4A1A1MP4	5-55	A10	5-57	A11A5A2MP2	5-47
A9A4A1A1MP5	5-55	A10	5-57	A11A5A2MP3	5-47
A9A4A1A1MP6	5-55	A10	5-41	A11A5A2MP3H1	5-47
A9A4A1A1MP7	5-55	A10H4	5-57	A11A6	3-9, 5-47
A9A4A1A1MP8	5-55	A11	3-9, 5-45	A11A6MP1	5-48
A9A4A1A1MP9	5-55	A11	5-57	A11A6MP2	5-48
A9A4A1A1MP10	5-55	A11	5-57	A11A6MP3	5-48
A9A4A1A1MP11	5-55	A11MP4	5-48	A11A6MP4	5-48
A9A4A1A1MP12	5-55	A11A1	3-9, 5-45	A11A6MP5	5-48
A9A4A1A1MP13	5-55	A11A1MP1	5-45	A11A6MP6	5-48
A9A4A1A1MP14	5-55	A11A1MP2	5-45	A11A6MP7	5-48
A9A4A1A1MP15	5-55	A11A1MP3	5-45	A11A6MP8	5-48
A9A4A1A1MP16	5-55	A11A1MP4	5-45	A11A6MP9	5-48
A9A4A1A1MP17	5-55	A11A2	3-9, 5-45	A11A6A1	5-48
A9A4A1A1MP18	5-55	A11A2MP1	5-45	A11A6A1MP1	5-48
A9A4A1A1MP19	5-55	A11A2MP2	5-45	A11A6A1MP2	5-48
A9A4A1A1MP20	5-55	A11A2MP3	5-45	A11A6A1MP3	5-48
A9A4A1A1MP21	5-55	A11A2MP4	5-45	A11A6A1MP3H1	5-48
A9A4A1A1MP22	5-55	A11A3	3-9, 5-45	A11A6A2	5-48
A9A4A1A1MP23	5-55	A11A3MP1	5-46	A11A6A2MP1	5-48
A9A4A1A1MP24	5-55	A11A3MP2	5-46	A11A6A2MP2	5-48
A9A4A1A1MP25	5-55	A11A3MP3	5-46	A11A6A2MP3	5-48
A9A4A1A1MP26	5-55	A11A3MP4	5-46	A11A6A2MP3H1	5-48
A9A4A1A1MP27	5-55	A11A3MP5	5-46	A12	5-49
A9A4A1A1MP28	5-55	A11A3MP6	5-46	A12	5-57
A9A4A1A1MP29	5-55	A11A3A1	5-45	A12	5-57
A9A4A1A1MP30	5-55	A11A3A1MP1	5-46	A12H4	5-49
A9A4A1A1MP31	5-55	A11A3A1MP2	5-46	A12MP1	5-49
A9A4A1A1MP32	5-55	A11A3A1MP3	5-46	A12MP2	5-49
A9A4A1A1MP33	5-55	A11A3A1MP3H1	5-46	A12MP2H2	5-49
A9A4A1A1MP34	5-55	A11A3A2	5-46	A13	5-49
A9A4A1A1MP35	5-55	A11A3A2MP1	5-46	A13	5-57
A9A4A1A1MP36	5-55	A11A3A2MP2	5-46	A13	5-57
		A11A3A2MP3	5-46	A13H4	5-49

SECTION VIII INDEX- REFERENCE DESIGNATION
 CROSS REFERENCE TO PAGE NUMBER (CONTINUED)

REFERENCE DESIGNATION	PAGE NUMBER	REFERENCE DESIGNATION	PAGE NUMBER	REFERENCE DESIGNATION	PAGE NUMBER
A13MP1	5-49	A14A2MP29	5-58	A17A1A1MP2	5-53
A13MP2	5-49	A14A2MP30	5-58	A18	5-48
A13MP2H2	5-49	A14A2MP31	5-58	A18MP1	5-49
A14	5-57	A14A2MP32	5-58	A18MP2	5-49
A14	5-50	A14A2MP33	5-58	A18MP2H2	5-49
A14	5-50	A14A2MP34	5-58	A19	5-49
A14H2	5-50	A14A2MP35	5-58	A19MP1	5-49
A14H6	5-50	A15	5-58	A19MP2	5-49
A14H8	5-50	A15	5-51	A19MP2H2	5-49
A14MP1	5-50	A15H2	5-51	A20	3-10, 5-49
A14MP2	5-50	A15H6	5-51	A20MP1	5-49
A14MP3	5-57	A15H8	5-51	A20MP2	5-49
A14MP3H4	5-57	A15MP1	5-51	A20MP2H2	5-49
A14MP4	5-57	A15MP2	5-51	A20A1	3-10, 5-60
A14MP5	5-57	A15A1	5-51	A20A1MP1	5-60
A14MP6	5-57	A15A1MP1	5-51	A20A1MP1H1	5-60
A14MP6H2	5-57	A15A1MP2	5-51	A20A1MP2	5-60
A14MP7	5-57	A15A1MP3	5-51	A20A1A1	5-60
A14MP7H2	5-57	A15A1A1	5-51	A20A1A1H2	5-60
A14MP8	5-58	A15A1A1H1	5-51	A20A1A1MP1	5-60
A14MP8	5-58	A15A1A1MP1	5-51	A20A1A1MP2	5-60
A14MP8H1	5-58	A15A1A1MP2	5-51	A20A1A1MP2H1	5-60
A14A1	5-50	A16	5-51	A20A1A2	5-60
A14A1H4	5-57	A16	5-51	A20A2	3-10, 5-60
A14A1MP1	5-50	A16	5-56	A20A3	3-10, 5-60
A14A1MP2	5-50	A16	5-56	A20A4	3-10, 5-61
A14A1MP3	5-51	A16H1	5-51	A20A4MP1	5-61
A14A1MP4	5-57	A16H2	5-51	A20A4MP1H1	5-61
A14A1MP5	5-57	A16H3	5-51	A20A4MP2	5-61
A14A1MP6	5-57	A16H4	5-56	A20A4MP2H2	5-61
A14A1A1	5-50	A16MP1	5-52	A20A4A1	5-61
A14A1A1H1	5-50	A16MP1	5-56	A20A4A1H2	5-61
A14A1A1MP1	5-50	A16MP1H4	5-56	A20A4A1MP1	5-61
A14A1A1MP2	5-50	A16MP2	5-52	A20A4A1MP2	5-61
A14A2	5-57	A16MP2	5-56	A20A4A1MP2H1	5-61
A14A2H8	5-57	A16MP3	5-56	A20A4A2	5-61
A14A2MP1	5-57	A16MP3H1	5-56	A20A5	3-10, 5-61
A14A2MP2	5-58	A16MP3H2	5-56	A20A5MP1	5-61
A14A2MP3	5-58	A16MP4	5-56	A20A5MP2	5-61
A14A2MP3H4	5-58	A16MP4H1	5-56	A20A5MP3	5-61
A14A2MP4	5-58	A16A1	5-52	A20A5MP3H2	5-61
A14A2MP5	5-58	A16A1MP1	5-52	A20A6	3-10, 5-61
A14A2MP6	5-58	A16A1MP2	5-52	A21	5-40
A14A2MP7	5-58	A16A1MP3	5-52	A21MP1	5-61
A14A2MP8	5-58	A16A1A1	5-52	A21MP1	5-40
A14A2MP9	5-58	A16A1A1H1	5-52	A21MP1H1	5-40
A14A2MP10	5-58	A16A1A1MP1	5-52	A21MP1H3	5-61
A14A2MP11	5-58	A16A1A1MP2	5-52	A21MP1H4	5-61
A14A2MP12	5-58	A17	5-59	A21MP1H8	5-61
A14A2MP13	5-58	A17	5-52	A21MP1H12	5-62
A14A2MP14	5-58	A17H1	5-52	A21MP1H18	5-62
A14A2MP15	5-58	A17H2	5-52	A22MP1	5-62
A14A2MP16	5-58	A17H3	5-52	A23MP1	5-62
A14A2MP17	5-58	A17H10	5-59		
A14A2MP18	5-58	A17MP1	5-52		
A14A2MP19	5-58	A17MP1	5-52		
A14A2MP20	5-58	A17MP1H2	5-60		
A14A2MP21	5-58	A17MP2	5-60		
A14A2MP22	5-58	A17A1	5-52		
A14A2MP23	5-58	A17A1MP1	5-52		
A14A2MP24	5-58	A17A1MP2	5-53		
A14A2MP25	5-58	A17A1MP3	5-53		
A14A2MP26	5-58	A17A1A1	5-52		
A14A2MP27	5-58	A17A1A1H1	5-52		
A14A2MP28	5-58	A17A1A1MP1	5-53		

381-302--3106 - (104)

APPENDIX A

MAINTENANCE ALLOCATION

Section I. INTRODUCTION

A-1. General

This appendix provides a summary of the maintenance operations covered in the equipment literature. It authorizes categories of maintenance for specific maintenance functions on repairable items and components and the tools and equipment required to perform each function. This appendix may be used as an aid in planning maintenance operations.

A-2. Maintenance Functions

Maintenance functions will be limited to and defined as follows:

a. Inspect. To determine serviceability of an item by comparing its physical, mechanical, and electrical characteristics with established standards.

b. Test. To verify serviceability and to detect incipient electrical or mechanical failure by use of special equipment such as gages, meters, etc. This is accomplished with external test equipment and does not include operation of the equipment and operator type tests using internal meters or indicating devices.

c. Service. To clean, to preserve, to charge, and to add fuel, lubricants, cooling agents, and air. If it is desired that elements, such as painting and lubricating, be defined separately, they may be so listed.

d. Adjust. To rectify to the extent necessary to bring into proper operating range.

e. Align. To adjust two or more components or assemblies of an electrical or mechanical system so that their functions are properly synchronized. This does not include setting the frequency control knob of radio receivers or transmitters to the desired frequency.

f. Calibrate. To determine the corrections to be made in the readings of instruments or test equipment used in precise measurement. Consists of the comparison of two instruments, one of which is a certified standard of known accuracy, to detect and adjust any discrepancy in the accuracy of the instrument being compared with the certified standard.

g. Install. To set up for use in an operational environment such as an encampment, site, or vehicle.

h. Replace. To replace unserviceable items with serviceable like item.

i. Repair. To restore an item to serviceable condition through correction of a specific failure of unserviceable condition. This function includes, but is not limited to welding, grinding, riveting, straightening, and replacement of parts other than the trial and error replacement of running spare type items such as fuses, lamps, or electron tubes.

j. Overhaul. Normally, the highest degree of maintenance performed by the Army in order to minimize timework in process is consistent with quality and economy of operation. It consists of that maintenance necessary to restore an item to completely serviceable condition as prescribed by maintenance standards in technical publications for each item of equipment. Overhaul normally does not return an item to like new, zero mileage, or zero hour condition.

k. Rebuild. The highest degree of materiel maintenance. It consists of restoring equipment as nearly as possible to new condition in accordance with original manufacturing standards. Rebuild is performed only when required by operational considerations or other paramount factors and then only at the depot maintenance category. Rebuild reduces to zero the hours or miles the equipment, or component thereof, has been in use.

l. Symbols. The uppercase letter placed in the appropriate column indicates the lowest level at which that particular maintenance function is to be performed.

A-3. Explanation of Format

a. Column 1, Group Number. Column 1 lists group numbers, the purpose of which is to identify components, assemblies, subassemblies and modules with the next higher assembly.

b. Column 2, Functional Group. Column 2 lists the noun names of components, assemblies,

subassemblies and modules on which maintenance is authorized.

c. *Column 3, Maintenance Functions.* Column 3 lists the maintenance category at which performance of the specific maintenance function is authorized. Authorization to perform a function at any category also includes authorization to perform that function at higher categories. The codes used represent the various maintenance categories as follows:

Code	Maintenance Category
C.....	Operator/Crew
O.....	Organizational Maintenance
F.....	Direct Support Maintenance
H.....	General Support Maintenance
D.....	Depot Maintenance

d. *Column 4, Tools and Test Equipment.* Column 4 specifies, by code, those tools and test equipment required to perform the designated function. The numbers appearing in this column refer to specific tools and test equipment which are identified in Table I.

e. *Column 5, Remarks.* Self-explanatory.

A-4. Explanation of Format of Table I, Tool and Test Equipment Requirements

The column in Table I, Tool and Test Equipment Requirements are as follows:

a. *Tools and Equipment.* The numbers in this column coincide with the numbers used in the tools and equipment column of the applicable tool for the maintenance function.

b. *Maintenance Category.* The codes in this column indicate the maintenance category normally allocated the facility.

c. *Nomenclature.* This column lists tools, test, and maintenance equipment required to perform the maintenance functions.

d. *Federal Stock Number.* This column lists the Federal stock number of the specific tool or test equipment.

e. *Tool Number Not used.*

TABLE I.

TOOL AND TEST EQUIPMENT REQUIREMENTS

TOOLS AND EQUIPMENT	MAINTENANCE CATEGORY	NOMENCLATURE	FEDERAL STOCK NUMBER	TOOL NUMBER
1	F	TOOL KIT AUTOMOTIVE MECHANICS	5180-754-0641	
2	H,D	TOOL KIT TK-144/G	5180-973-4369	

381-302--3106

108

By Order of the Secretary of the Army:

CREIGHTON W. ABRAMS
General, United States Army
Chief of Staff

Official:

VERNE L. BOWERS
Major General, United States Army
The Adjutant General

Distribution:


Active Army:

USASA (2)
 CNGB (1)
 ACSC-E (2)
 Dir of Trans (1)
 COE (1)
 TSG (1)
 USAARENBD (1)
 USAMB (10)
 AMC (1)
 MICOM (2)
 TECOM (2)
 USASTRATCOM (4)
 HISA (ECOM) (18)
 CONARC (5)
 ARADCOM (2)
 ARADCOM Rgn (2)
 OS Maj Comd (4)
 LOGCOMD (3)
 USACDCEC (10)
 MDW (1)
 Armies (2)
 Corps (2)
 Svc Colleges (1)
 USASESS (5)
 USAINTS (3)
 USAADS (2)
 USAFAS (2)
 USAARMS (2)
 USAIS (2)
 USAES (2)
 Instl (2) except
 Ft Carson (10)
 Ft Gordon (10)
 Ft Huachuca (10)

AD (2) except
 SAAD (30)
 LBAD (14)
 TOAD (14)
 ATAD (10)
 LEAD (7)
 Gen Dep (2)
 Sig Sec, Gen Dep (5)
 Sig Dep (5)
 ATS (1)
 MAAG (1)
 USARMIS (1)
 WRAMC (1)
 USAERDAA (1)
 USAERDAW (1)
 Sig FLDMS (2)
 Units org under fol TOE: 1 ea.
 1-207
 11-85
 11-95
 11-158
 11-500(AA-AC)
 29-134
 29-136
 44-568

NG & USAR: None.

For explanation of abbreviations used, see AR 310-50.



TM 11-5410-206-14P

12 October 1973

Copy 2



PRINTED IN U.S.A.

1 1/4" TO TRIM

TW 11-5410-206-14P SHELTER, ELECTRICAL EQUIPMENT S-141/G AND S-141B/G-1973

1 1/4" TO END

SHOOT THIS SIDE ONLY

381-302--3106 - COVER 4

S/S