

TM 11-5820-1045-40P

TECHNICAL MANUAL

**GENERAL SUPPORT
REPAIR PARTS AND SPECIAL TOOLS LIST**

FOR

**RADIO SET AN/GRC-193B(V)1
(NSN 5820-01-262-9546)**

Distribution authorized to the Department of Defense and DOD contractors only for official use or for administrative or operational purposes. This determination was made on 15 April 1990. Other requests for this document will be referred to Commander, US Army Communications-Electronics Command and Fort Monmouth, ATTN: AMSEL-LC-ME-P, Fort Monmouth, NJ 07703-5000.

DESTRUCTION NOTICE - Destroy by any method that will prevent disclosure of contents or reconstruction of the document.

HEADQUARTERS, DEPARTMENT OF THE ARMY

15 SEPTEMBER 1990

Technical Manual

HEADQUARTERS
DEPARTMENT OF THE ARMY

No. 11-5820-1045-40P

Washington, DC, 15 September 1990

**GENERAL SUPPORT
REPAIR PARTS AND SPECIAL TOOLS LIST
FOR
RADIO SET AN/GRC-193B(V)1
(NSE 5820-01-262-9546)**

Current as of 15 June 1990

REPORTING ERRORS AND RECOMMENDING IMPROVEMENTS

You can help improve this manual. If you find any mistakes or if you know of a way to improve the procedures, please let us know. Mail your letter, DA Form 2028 (Recommended Changes to Publications and Blank Forms), or DA Form 2028-2 located in back of this manual direct to: Commander, US Army Communications-Electronics Command and Fort Monmouth, ATTN: AMSEL-LC-ME-PS, Fort Monmouth, New Jersey 07703-5000. In either case, a reply will be furnished to you.

Table of Contents

Section	I.	Introduction	1	Illus/ Figure
Group	II.	Repair Parts List...	1-1	
	00	AN/GRC-193B(V)1 Radio Set	1-1	1
	01	RT-1209A/URC Receiver-Transmitter (See TM 11-5820-1046-40P)		
	02	AM-6879/URC Amplifier-Converter.	2-1	2
		0201 Enclosure Cover Assembly A1 A3 (No parts authorized)		
		0202 Circuit Card Assembly, Amplifier/Squelch A1 A2 (No parts authorized)		
		0203 Housing, Amplifier, A1 A4 (No parts authorized)		
		0204 Circuit Card Assembly, TTY/FSK Converter, A1 A1 (No parts authorized)		
	03	AM-6545B/GRC-193B Amplifier, Radio Frequency (No parts authorized)		

Table of Contents-continued

Group		Page	Illus/ Figure
0301	Circuit Card Assembly, Meter 1A1 (See next higher assembly)		
0302	Circuit Card Assembly, DC Control, 1A2 (See next higher assembly)		
0303	Circuit Card Assembly, System Control, 1A3 (See next higher assembly)		
0304	Circuit Card Assembly, Tune Control, 1A4 (See next higher assembly)		
0305	Circuit Card Assembly, Servo Amplifier, 1A5 (See next higher assembly)		
0306	Circuit Card Assembly, Band Control, 1A6 (See next higher assembly)		
0307	ALC Module, 1A7 (See next higher assembly)		
0308	Tank Circuit Assembly, 1AB (See next higher assembly)		
0309	Plate Assembly 1A9 (No parts authorized)		
0310	Tune Detector Assembly, 1A10 (See next higher assembly)		
0311	RF Drive Module, 1A11 (See next higher assembly)		
0312	Inverter Module, 1A12 (See next higher assembly)		
0313	HV Module, 1A12 (See next higher assembly)		
0314	Case Assembly, 1A14 (See next higher assembly)		
031401	Circuit Card Assembly, Interconnect, 1A14A1 (See next higher assembly)		
031402	Tube Socket Assembly, 1A14A2 (See next higher assembly)		
031403	DC-DC Converter Assembly, 1A14A3 (See next higher assembly)		
031404	Indicator Assembly, 1A14A4 (See next higher assembly)		

Table of Contents - continued

		Page	Illus/ Figure
Group	0315 Harmonic Filter Assembly (No parts authorized)		
04	CU-2064A/GRC-193B(V) Antenna Coupler. . .	4-I	4
	0401 Case Assembly, 2A1 (See next higher assembly)		
	0402 Chassis Assembly, 2A2 (See next higher assembly)		
	040201 Circuit Card Assembly, Filter, 2A2A1 (See next higher assembly)		
	040202 Circuit Card Assembly, Interconnection, 2A2A2 (See next higher assembly)		
	0403 Discriminator Assembly, 2A3 (See next higher assembly)		
	0404 Capacitive RF Tuner Assembly 2A4 (See next higher assembly)		
	0405 Inductive RF Tuner Assembly, 2A5 (See next higher assembly)		
	0406 Circuit Card Assembly, Power Supply, 2A6 (See next higher assembly)		
	0407 Circuit Card Assembly, Servo, 2A7 (See next higher assembly)		
	0408 Circuit Card Assembly, Logic, 2A8 (See next higher assembly)		
	0409 Static Inverter Power Assembly, 2A9 (See next higher assembly)		
05	AS-2259/GR Antenna, NVIS (See TM 11-5985-379-14&P)		
06	AN/GRA-50 Antenna Group (See TM 11-5820-467-24P)		
07	AN/GRA-39C Control Group, Radio Set (See TM 11-5850-477-23P)		
08	Kit, Antenna Siting (See next higher assembly)		
Section	III. Special Tools List (Not applicable)		
	IV. Cross-Reference Indexes		
	National Stock Number Index	I-1	
	Part Number Index	I-3	
	Figure and Item Number Index	I-7	

SECTION 1

INTRODUCTION

1. Scope

This manual lists and authorizes spares and repair parts; special tools; special test, measurement, and diagnostic equipment (TMDE); and other special support equipment required for performance of general support maintenance of Radio Set AN/GRC-193B(V)1. It authorizes the requisitioning, issue, and disposition of spares, repair parts and special tools as indicated by the source, maintenance and recoverability (SMR) codes.

2. General

This Repair Parts and Special Tools List is divided into the following sections:

a. Section II. Repair Parts List. A list of spares and repair parts authorized by this RPSTL for use in the performance of maintenance. The list also includes parts which must be removed for replacement of the authorized parts. Parts lists are composed of functional groups in ascending numeric sequence, with the parts in each group listed in ascending item number sequence. Figure numbers are listed directly beneath the group header.

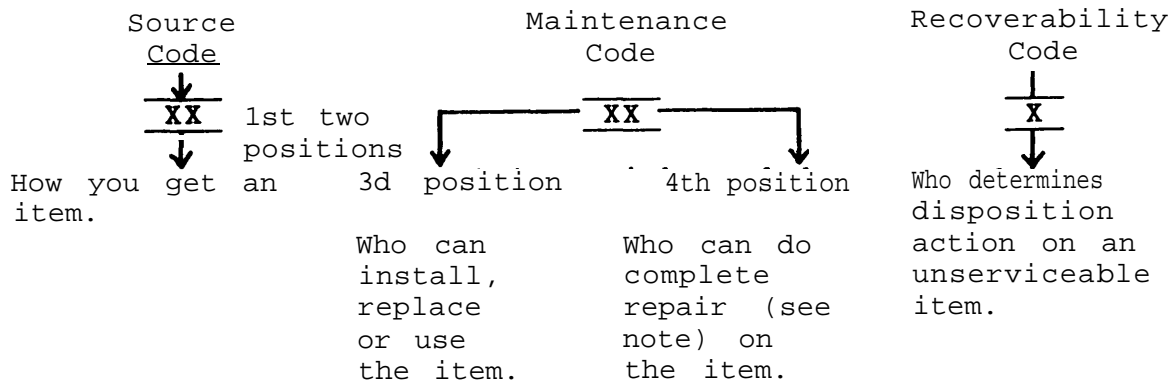
b. Section III. Special Tools List. Not applicable.

c. Section IV. Cross-Reference Indexes. A list, in National item identification number (NIIM) sequence, of all National stock numbered items appearing in the listing, followed by a list in alphameric sequence of all part numbers appearing in the listings. National stock numbers and part numbers are cross-referenced to each illustration figure and item number appearance. The figure number and item number index lists figure and item numbers in numeric sequence and cross-references National stock number, Commercial and Government Entity Code, and part numbers.

3. Explanation of Columns (Section II and III)

a. Item No. (Column (1)). Indicates the number used to identify items called out in the illustration.

b. SMR Code (Column (2)). The source, maintenance, and recoverability (SMR) code is a five-position code containing supply/requisitioning information, maintenance category authorization criteria, and disposition instruction, as shown in the following breakout:



NOTE

Complete repair: Maintenance capacity, capability, and authority to perform all corrective maintenance tasks of the "repair" function in a use/user environment in order to restore serviceability to a failed item.

(1) Source code. The source code tells you how to get an item needed for maintenance, repair, or overhaul of an end item/equipment. Explanations of source codes follows:

Code

Explanation

PA
PB
PC
PD
PE
PF
PG

Stocked items: use the applicable NSN to request/requisition items with these source codes. They are authorized to the category indicated by the code entered in the third position of the SMR code.

NOTE

Items coded PC are subject to deterioration.

KD
KF
KB

Items with these codes are not to be requested/requisitioned individually. They are part of a kit which is authorized to the maintenance category indicated in the third position of the SMR code. The complete kit must be requested and applied.

<u>Code</u>	<u>Explanation</u>
MO - Made at org/AVUM category MF - Made at DS/AVIM category MH - Made at GS category ML - Made at Specialized Repair Activity (SRA) MD - Made at Depot	<p>Items with these codes are not to be requested/requisitioned individually. They must be made from bulk material which is identified by the part number in the description and usable on code (UOC) column and listed in the Bulk Material group of the repair parts list. If the item is authorized to you by the third position code of the SMR code, but the source code indicates it is made at a higher category, order the item from the higher category of maintenance.</p>

AO - Assembled by org/AVUM category AF - Assembled by DS/AVIM category AH - Assembled by GS category AL - Assembled by SRA AD - Assembled by Depot	<p>Items with these codes are not to be requested/requisitioned individually. The parts that make up the assembled item must be requisitioned or fabricated and assembled at the category of maintenance indicated by the source code. If the third position code of the SMR code authorizes you to replace the item, but the source code indicates the item is assembled at a higher category, order the item from the higher category of maintenance.</p>
---	---

<u>Code</u>	<u>Explanation</u>
XA	Do not requisition an "XA" coded item. Order its next higher assembly.
XB	If an "XB" item is not available from salvage, order it using the CAGEC and part number given.
XC	Installation drawing, diagram, instruction sheet, field service drawing, that is identified by manufacturer's part number.
XD	Item is not stocked. Order an "XD" coded item through normal supply channels using the CAGEC and part number given, if no NSN is available.

NOTE

Cannibalization or controlled exchange, when authorized, may be used as a source of supply for items with the above source codes, except for those source coded 1 'XA" or those aircraft support items restricted by requirements of AR 750-1.

(2) Maintenance code. Maintenance codes tell you the category of maintenance authorized to USE and REPAIR support items. The maintenance codes are entered in the third and fourth positions of the SMR code as follows:

(a) The maintenance code entered in the third position tells you the lowest maintenance category authorized to remove, replace, and use an item. The maintenance code entered in the third position will indicate authorization to one of the following categories of maintenance.

<u>Code</u>	<u>Application/Explanation</u>
C -	Crew or operator maintenance done within organizational or aviation maintenance.
O -	Organizational or aviation unit category can remove, replaces and use the item.
F -	Direct support or aviation intermediate category can remove, replace, and use the item.
H -	General support category can remove, replace, and use the item.
L -	Specialized repair activity can remove, replace, and use the item.
D -	Depot category can remove, replace, and use the item.

(b) The maintenance code entered in the fourth position tells whether or not the item is to be repaired and identifies the lowest maintenance category with the capability to do complete repair (i.e., perform all authorized repair functions). This position will contain one of the following maintenance codes.

NOTE

Some limited repair may be done on the item at a lower category of maintenance, if authorized by the Maintenance Allocation Chart (MAC) and SMR codes.

<u>Code</u>	<u>Application/Explanation</u>
O -	Organizational or aviation unit is the lowest category that can do complete repair of the item.
F -	Direct support or aviation intermediate is the lowest category that can do complete repair of the item.
H -	General support is the lowest category that can do complete repair of the item.
L -	Specialized repair activity (designate the specialized repair activity) is the lowest category that can do complete repair of the item.
D -	Depot is the lowest category that can do complete repair of the item.

NOTE

When you use an NSN to requisition an item, the item you receive may have a different part number from the part ordered.

e. Description and Usable on Code (UOC) (Column (5)). This column includes the following information.

(1) The Federal item name and, when required, a minimum description to identify the item.

(2) The statement "END OF FIGURE"* appears just below the last item description in Column (5) for a given figure in both section II and section III.

f. Qty (Column (6)). Indicates the quantity of the item used in the breakout shown on the illustration figure, which is prepared for a functional group, subfunctional group, or an assembly. A '*V' appearing in this column in lieu of a quantity indicates that the quantity is variable and the quantity may vary from application to application.

4. Explanation of Columns (Section IV)

a. National Stock Number (NSN) Index.

(1) Stock number column. This column lists the NSN by National item identification number (NIIN) sequence. The NIIN consists of the last nine digits of the NSN. When using this column to locate an item, ignore the first four digits of the NSN. When requisitioning items use the complete NSN (13 digits).

(2) Fig. column. This column lists the number of the figure where the item is identified/located. The illustrations are in numerical sequence in sections II and III.

(3) Item column. The item number identifies the item associated with the figure listed in the adjacent Fig. column. This item is also identified by the NSN listed on the same line.

b. Part Number Index. Part numbers in this index are listed by part-number in ascending alphanumeric sequence.

(1) CAGEC column. This column lists the Commercial and Government Entity Code (CAGEC).

(2) Part number column. This column indicates the part number assigned to the item.

(3) Stock number column. This column lists the National stock number for the associated part number and manufacturer identified in the part number and CAGEC columns to the left.

(4) Fig. column. This column lists the number of the figure where the item is identified/located in sections II and III.

(5) Item column. The item number is that number assigned to the item as it appears in the figure referenced in the adjacent figure number column.

c. Figure and Item Number Index.

(1) Fig. column. This column lists the number of the figure where the item is identified/located in sections II and III.

(2) Item column. The item number is that number assigned to the item as it appears in the figure referenced in the adjacent figure number column.

(3) Stock number column. This column lists the National stock number for the item.

(4) CAGEC column. The Commercial and Government Entity Code (CAGEC) is a 5-digit numeric code used to identify the manufacturer, distributor, or Government agency, etc. , that supplies the item.

(5) part number column. Indicates the primary number used by the manufacturer (individual, firm, corporation, or Government activity), which controls the design and characteristics of the item by means of its engineering drawings, specifications, standards, and inspection requirements to identify an item or range of item.

5. Special Information

a. Associated Publications. The publications listed below pertain to the AN/GRC-193B(V)1 and its components:

TM 11-5820-467-24P, Organizational, Direct Support and General Support Maintenance Repair Parts and Special Tools List for Antenna Group AN/GRA-50

TM 11-5820-477-23P, Organizational and Direct Support Maintenance Repair Parts and Special Tools List for Radio Set Control Group AN/GRC-39, AN/GRC-39A, AN/GRC-39B, and AN/GRC-39C

TM 11-5820-923-40, General Support Maintenance Manual for Amplifier Power Supply, AM 7152/GRC-213

TM 11-5820-923-40P, General Maintenance Repair Parts and Special Tools for Amplifier Power Supply, AM 7152/GRC-213

TM 11-5820-1045-12, Operator's and Organizational Manual for Radio Set AN/GRC-193B(V)1

TM 11-5820-1045-20P, Organizational Maintenance Repair Parts and Special Tools List for Radio Set AN/GRC-193B(B)1

TM 11-5820-1045-40P

TM 11-5820-1046-12, Operator's and Organizational Manual for Radio Set AN/PRC-104B(V)4

TM 11-5820-1046-40, General Support Maintenance Manual for AN/GRC-104B(V)4

TM 11-5820-1046-40P, General Maintenance Repair Parts and Special Tools List for Radio Set AN/PRC-104B(V)4

TM 11-5820-1047-12, Operator's and Organizational Manual for Radio Set AN/GRC-213A(V)1

TM 11-5820-1047-20P, Organizational Maintenance Repair Parts and Special Tools List for Radio Set AN/GRC-213A(V)1

TM 11-5985-379-14&P, Operator's, Organizational, Direct Support and General Support Maintenance Repair Parts and Special Tools List for Antenna, AS-2259/GR.

b. National Stock Numbers. National stock numbers (NSN's) that are missing from P source coded items have been applied for and will be added to this TM by future change/revision when they are entered in the Army Master Data File (AMDF). Until the NSN's are established and published, submit exception requisitions to: Commander, US Army Communications-Electronics Command and Fort Monmouth, ATTN : AMSEL-LC-MM, Fort Monmouth, NJ 07703-5000 for the part required to support your equipment.

6. How to Locate Repair Parts

a. When National stock number or part number is not known.

(1) First. Using the table of contents, determine the assembly group or subassembly group to which the item belongs. This is necessary since figures are prepared for assembly groups and subassembly groups, and listings are divided into the same groups.

(2) Second. Find the figure covering the assembly group or subassembly group to which the item belongs.

(3) Third. Identify the item on the figure and note the item number.

(4) Fourth. Refer to the Repair Parts List for the figure to find the part number for the item number noted on the figure.

(5) Fifth. Refer to the Part Number Index to find the NSN, if assigned.

b. When National stock number or part number is known.

(1) First. Using the index of National stock numbers and part numbers, find the pertinent National stock number or part number. The NSN index is in National item identification number (NIIN) sequence (para 4a(1)). The part numbers in the part number index are

listed in ascending alphanumeric sequence (para 4b). Both indexes cross-reference you to the illustration figure and item number of the item you are looking for.

(2) Second. After finding the figure and item number, verify that the item is the one you're looking for, then locate the item number in the repair parts list for the figure.

7. Abbreviations

Not applicable.

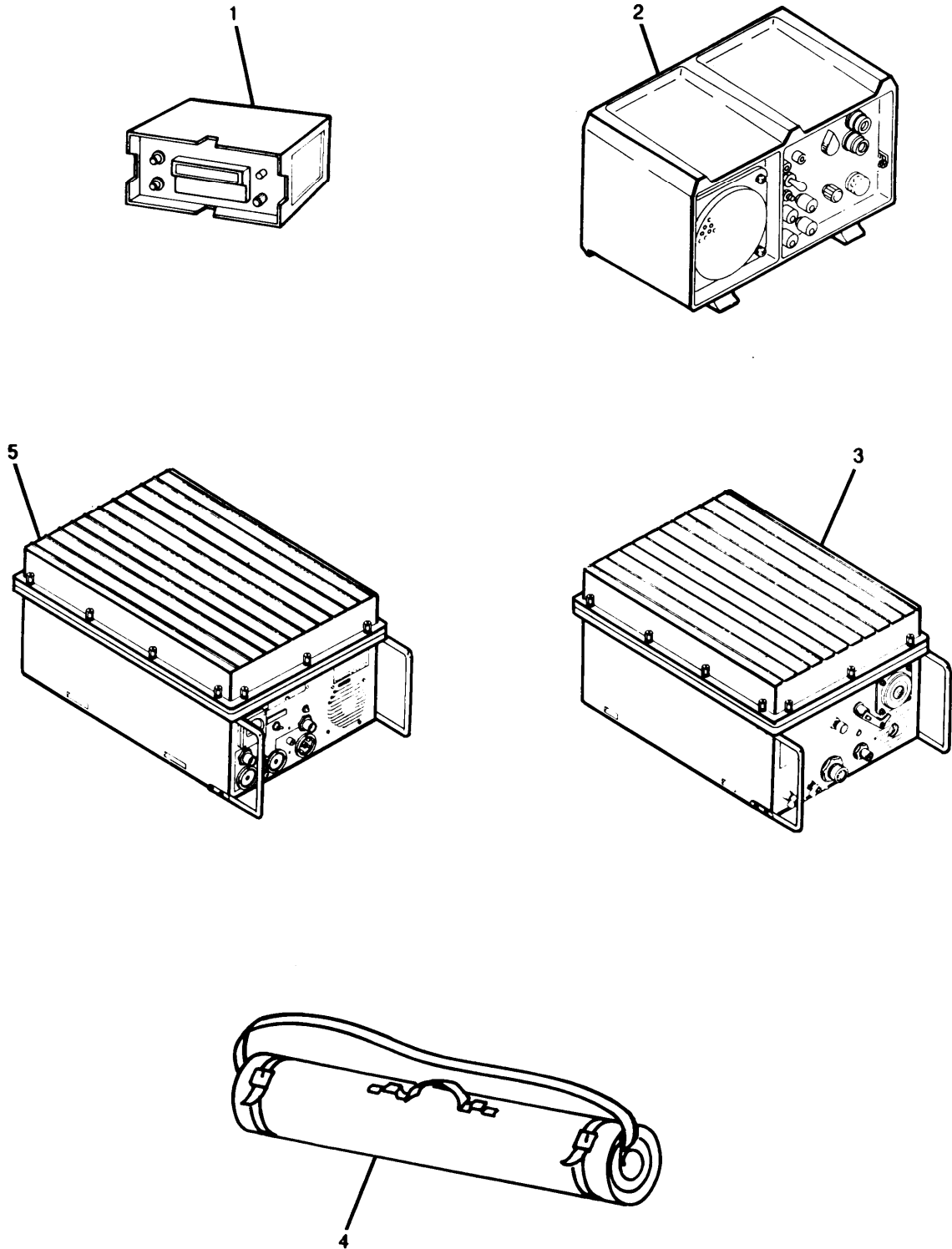


Figure 1. AN/GRC-193B (V) Radio Set (Sheet 1 of 2)

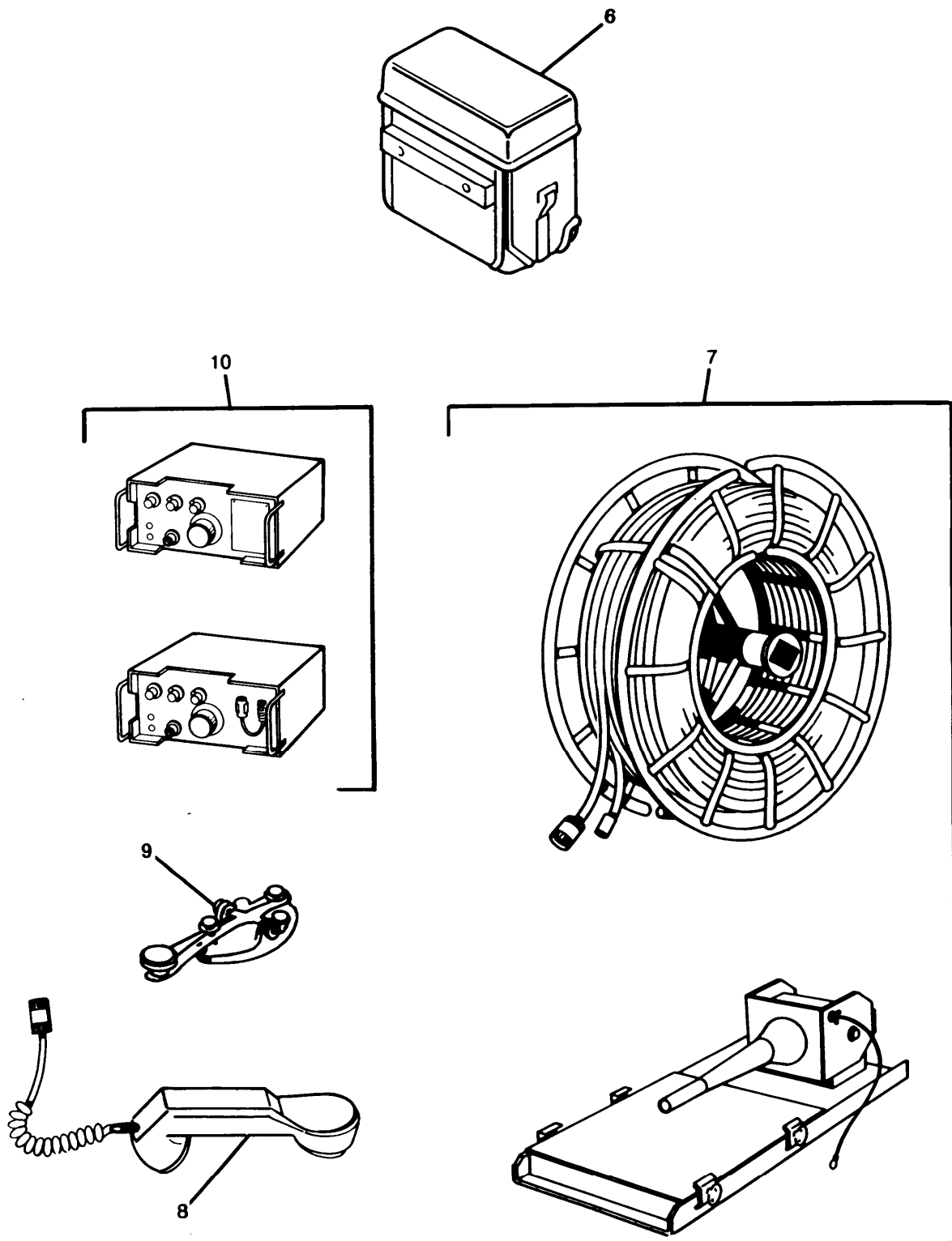
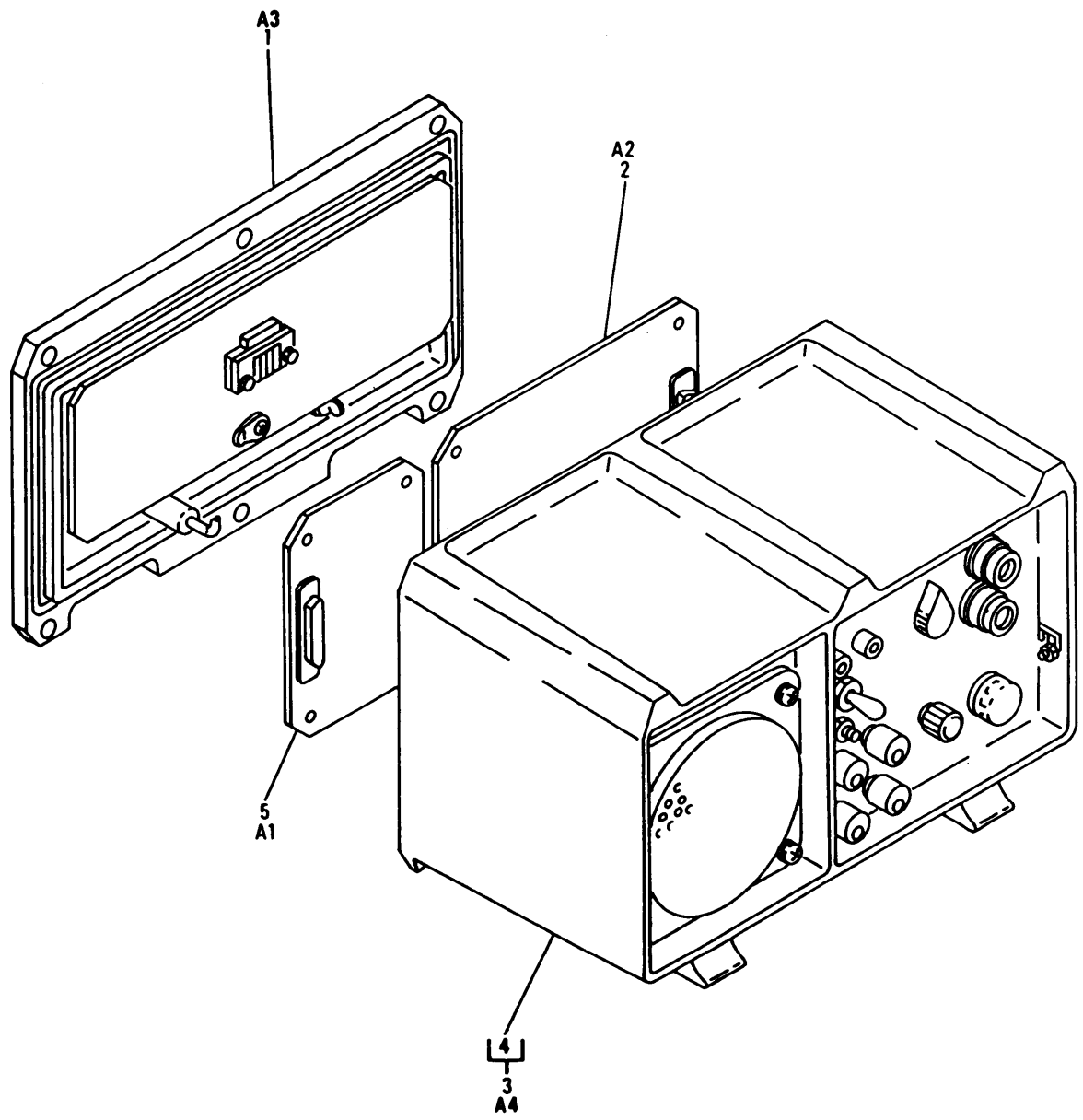


Figure 1. AN/GRC-193B (V) Radio Set (Sheet 2 of 2)

SECTION II

(1) ITEM NO	(2) SMR CODE	(3) CAGEC	(4) PART NUMBER	(5) DESCRIPTION AND USABLE ON CODES (UOC)	(6) QTY
				GROUP 00 AN/GRC-193B(V)1 RADIO SET	
				FIGURE 1	
1	PAOHH	80058	RT-1209A/URC	RECEIVER-TRANSMITTE	1
2	PAOHD	80058	AM-6879/URC	AMPLIFIER-CONVERTER	1
3	PAODD	80058	CU-2064A/GRC-193 B(V)1	COUPLER,ANTENNA (SEE FIGURE 4 FOR PARTS BREAKDOWN)	1
4	PAOFF	80058	AS-2259/GR	ANTENNA	1
5	PAODD	80058	AM-6545B/GRC-193 (V)	AMPLIFIER,RADIO FRE (SEE FIGURE 3 FOR PARTS BREAKDOWN)	1
6	PAODD	80058	AN/GRA-50	ANTENNA GROUP	1
7	PAOFF	14304	755017B0771	ANTENNA KIT,SITTING (SEE FIGURE 6 FOR PARTS)	1
8	PAOZZ	80058	H250A/U	HANDSET	1
9	PAOZZ	80058	KY-872/PRC-104	KEY TELEGRAPH	1
10	PAODD	80058	AN/GRA-39C	RADIO SET GROUP	1

END OF FIGURE

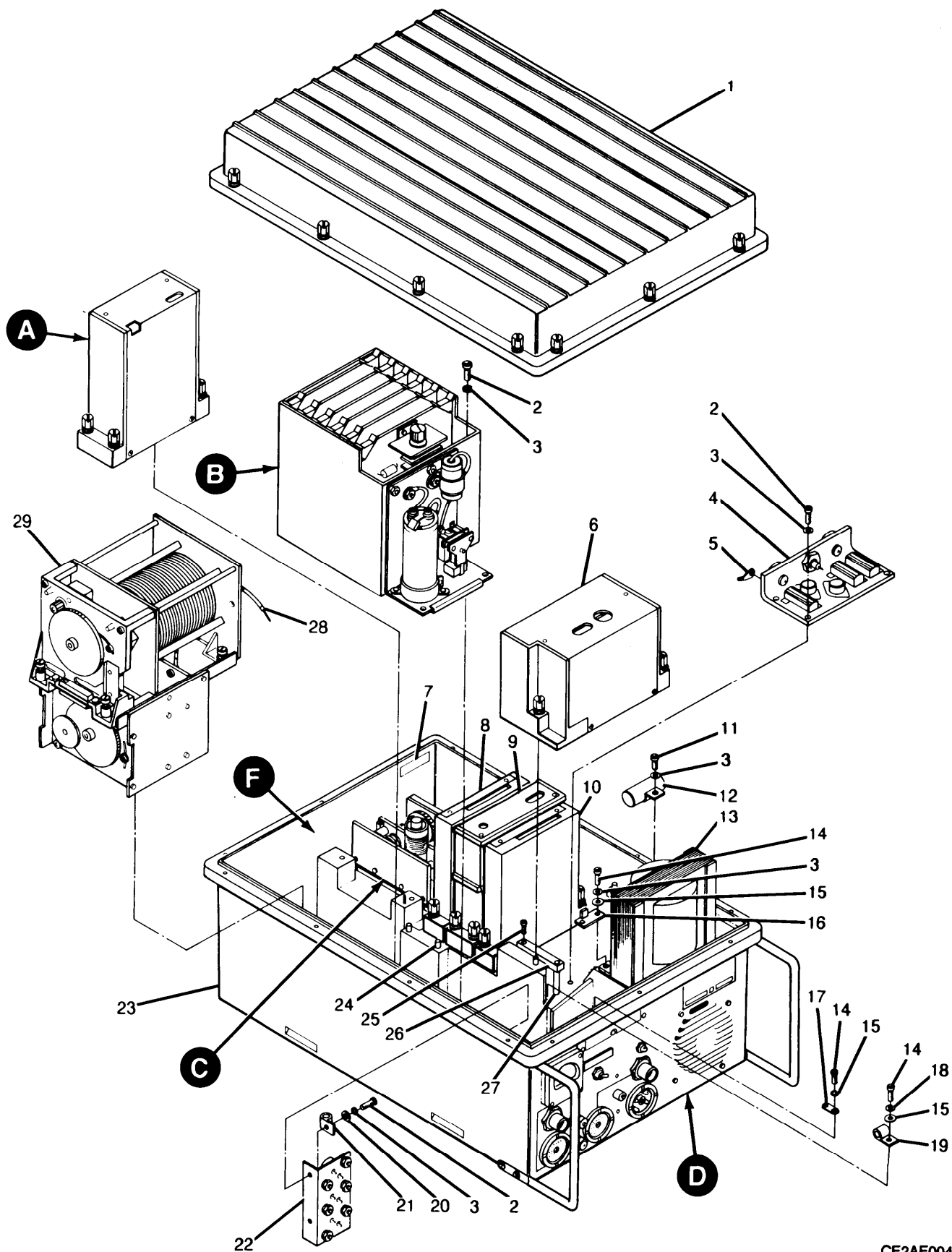


CE2AE003

Figure 2. AM-4879/URC Amplifier-Converter

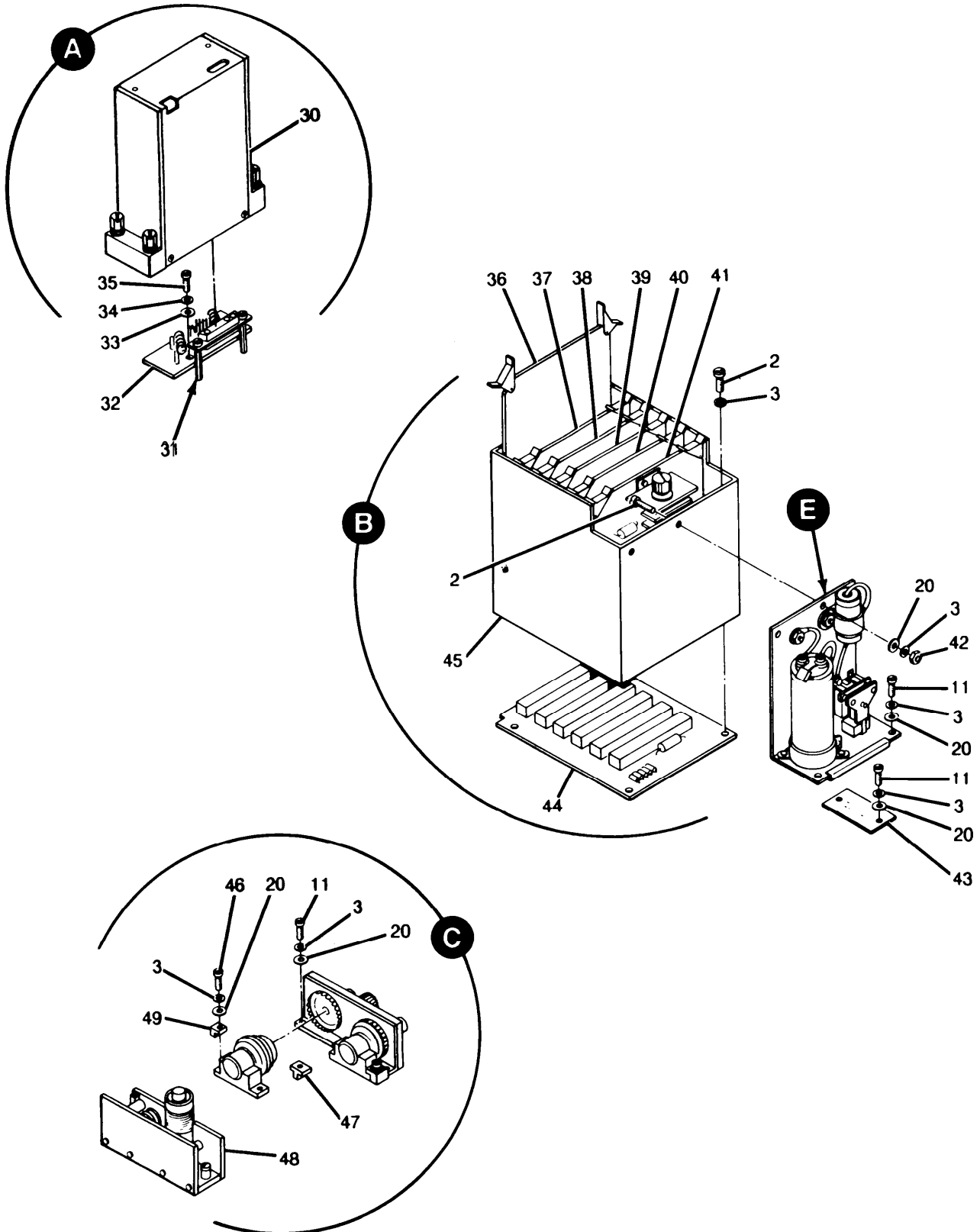
SECTION II

(1) ITEM NO	(2) SMR CODE	(3) CAGEC	(4) PART NUMBER	(5) DESCRIPTION AND USABLE ON CODES (UOC)	(6) QTY
GROUP 02 AM-6879/URC AMPLIFIER-CONVERTER					
FIGURE 2					
1	PAHDD	87990	755002A1807	ENCLOSURE, COVER, ASS	1
2	PAHDD	87990	755002A1830	CIRCUIT CARD ASSEMB	1
3	PAHHH	87990	755002A1805	AMPLIFIER-CONVERTER	1
4	PAHDD	87990	755002A1806	HOUSING, AMPLIFIER	1
5	PAHDD	87990	755002A1820	CIRCUIT CARD ASSEMB	1
END OF FIGURE					



CE2AE004

Figure 3. AM-6545B/GRC-193B Amplifier, Radio Frequency (Sheet 1 of 6)



CE2AE005

Figure 3. AM-6545B/GRC-193B Amplifier, Radio Frequency (Sheet 2 of 6)

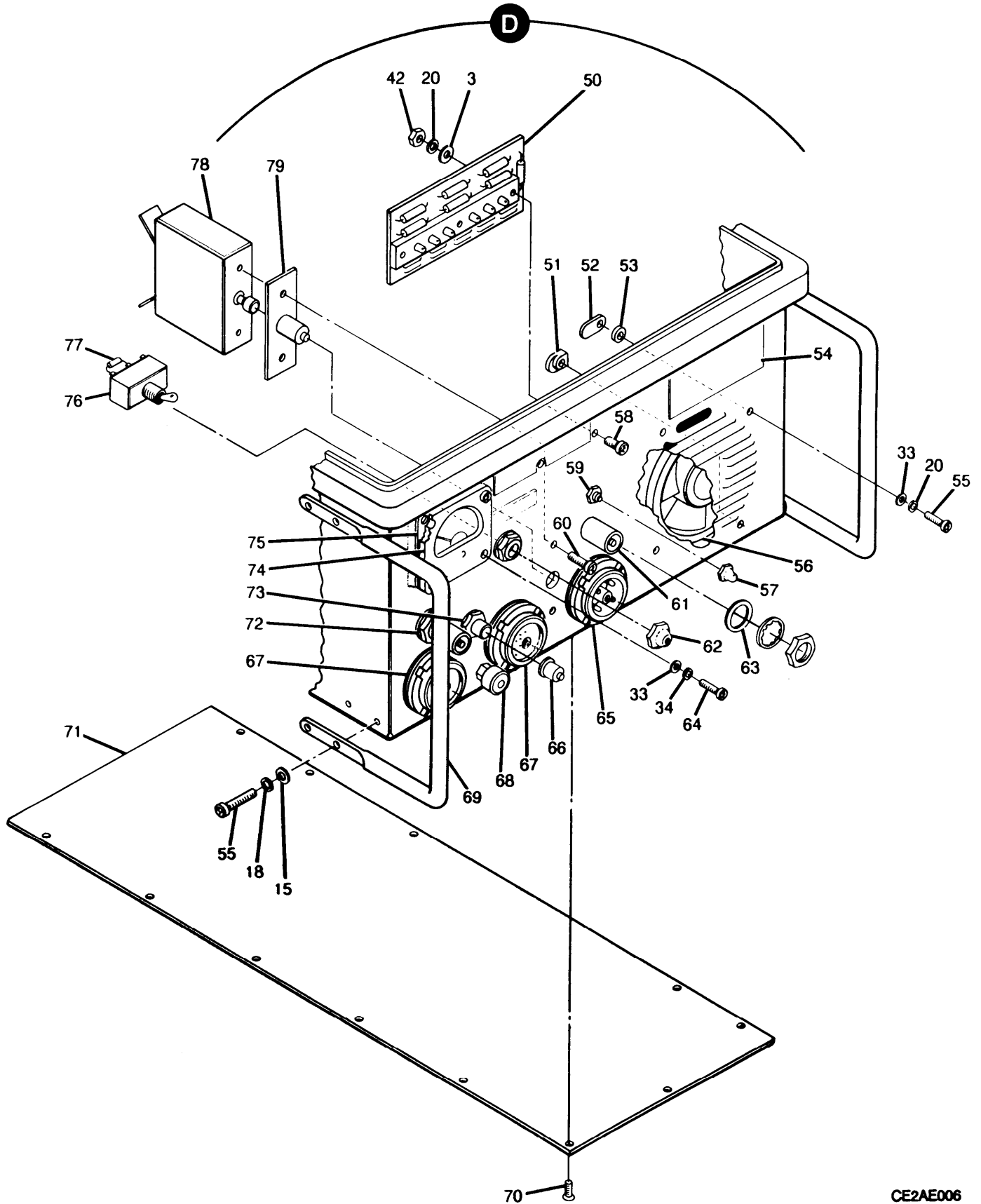
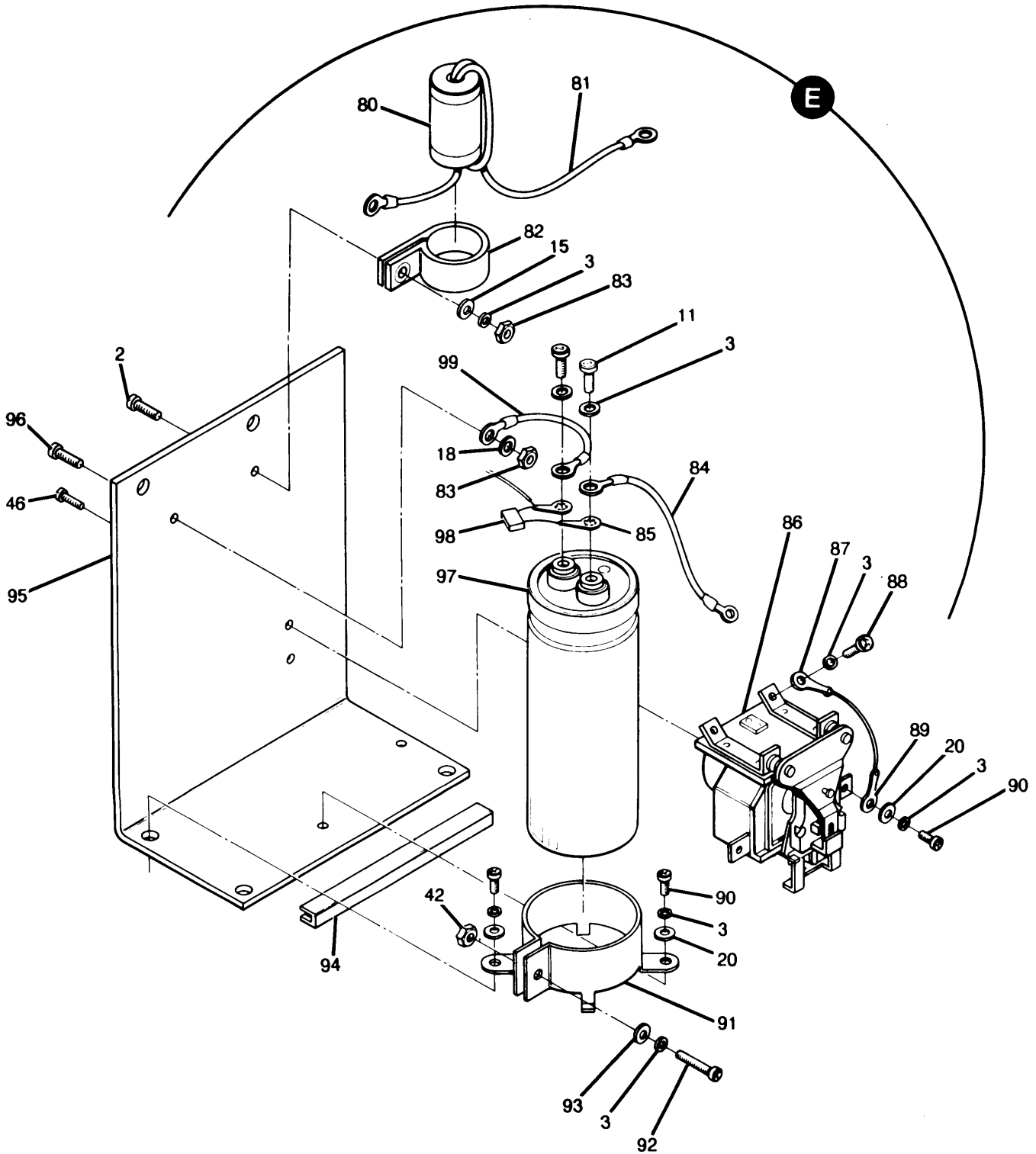


Figure 3. AM-6545/GRC-193B Amplifier, Radio Frequency (Sheet 3 of 6)



CE2AE007

Figure 3. AM-6545B/GRC-193B Amplifier, Radio Frequency (Sheet 4 of 6)

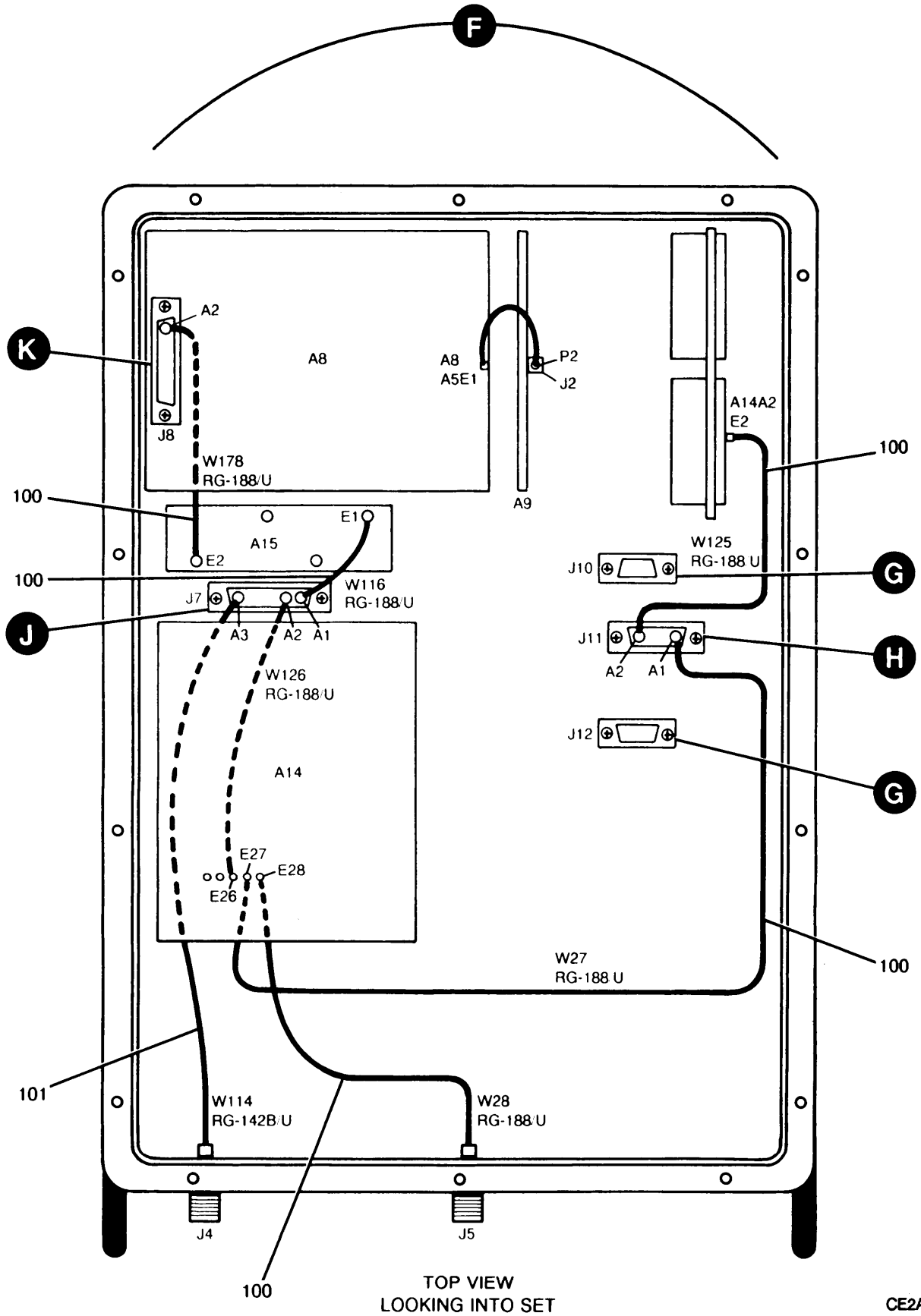
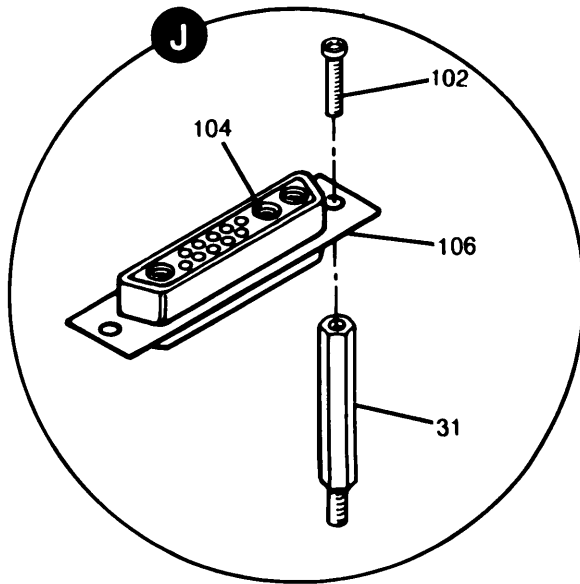
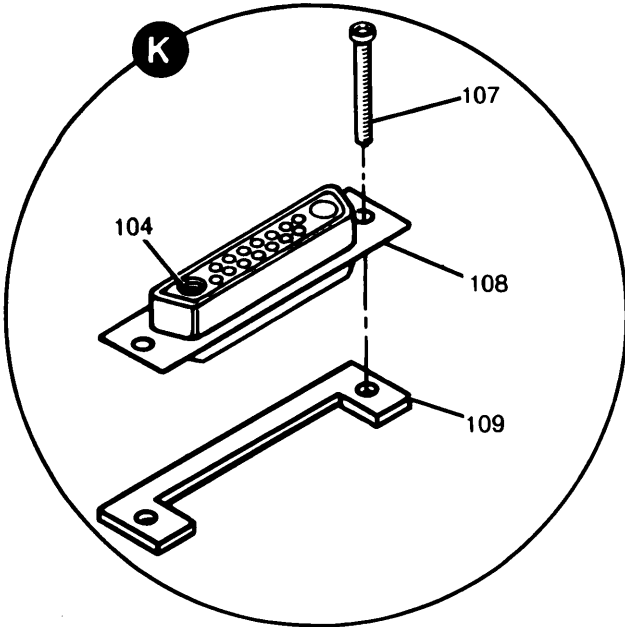
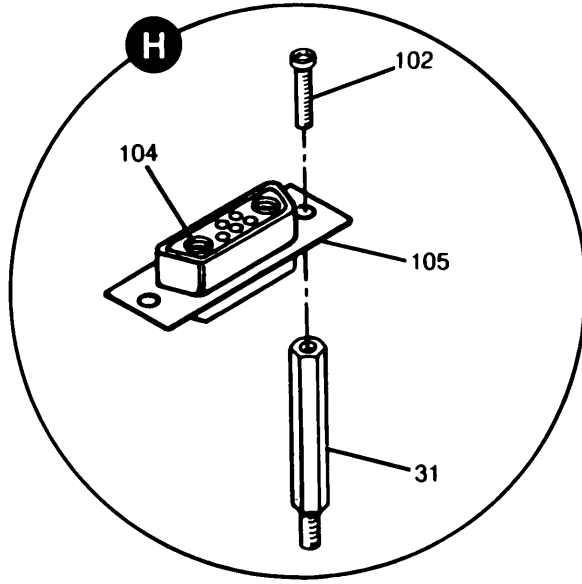
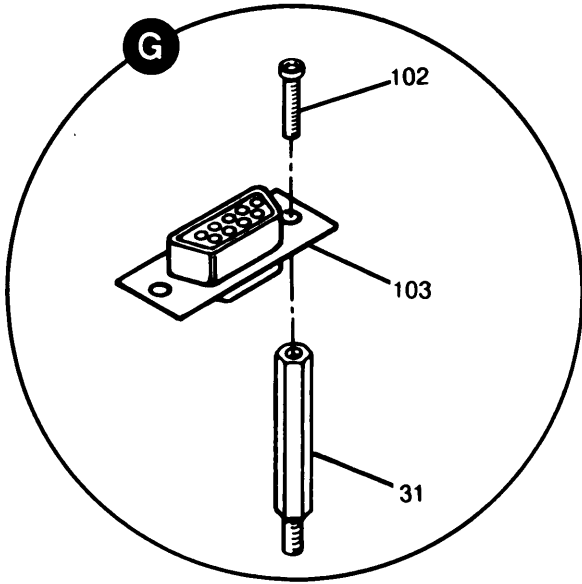


Figure 3. AM-6545/GRC-193B Amplifier, Radio Frequency (Sheet 5 of 6)



CE2AE009

Figure 3. AM-6545B/GRC-193B Amplifier, Radio Frequency (Sheet 6 of 6)

SECTION II

(1) ITEM NO	(2) SMR CODE	(3) CAGEC	(4) PART NUMBER	(5) DESCRIPTION AND USABLE ON CODES (UOC)	(6) QTY
GROUP 03 AM-6545B/GRC-193B AMPLIFIER,RADIO FREQUENCY					
FIGURE 3					
1	XBHZZ	80372	755017A4008	COVER ASSY	1
2	PAHZZ	96906	MS51957-30	SCREW,MACHINE	13
3	PAHZZ	96906	MS35338-136	WASHER,LOCK	20
4	PAHDD	80372	755017B4100	CONVERTER ASSEMBLY	1
5	PAHZZ	04618	32994	TERMINAL,LUG	3
6	PAHDD	14304	755017B4300	ELECTRONIC COMPONEN	1
7	PAHZZ	80372	755017A4029	LABEL,DECAL	1
8	PAHDD	14304	755017A4800	CIRCUIT CARD ASSEMB	1
9	PAHDD	14304	755017A4700	CIRCUIT CARD ASSEMB	1
10	PAHDD	14304	755017A4900	CIRCUIT CARD ASSEMB	1
11	PAHZZ	96906	MS51957-28	SCREW,MACHINE	10
12	PAHZZ	56289	218P6050R5T13	CAPACITOR,METALLIZE	1
13	PAHZZ	54856	TT120171	TRANSFORMER PULSE	1
14	PAHZZ	96906	MS51957-44	SCREW,MACHINE	7
15	PAHZZ	96906	MS15795-807	WASHER,FLAT	14
16	PAHZZ	80372	755017A4050	CIRCUIT CARD,ASSEMB	1
17	PAHZZ	79061	RB-1123	TERMINAL,LUG	6
18	PAHZZ	96906	MS35338-137	WASHER,LOCK	18
19	PAHZZ	96906	MS25281-R5	CLAMP,LOOP	1
20	PAHZZ	96906	MS15795-805	WASHER,FLAT	10
21	PAHZZ	96906	MS25281-R4	CLAMP,LOOP	1
22	PAHZZ	80372	755017A4031	BRACKET ASSEMBLY	1
23	PAHDD	80372	755017C4000	CASE ASSEMBLY	1
24	PAHZZ	06540	9796-SS-0832-7MO D.A.-.250	SPACER	14
25	PAHZZ	96906	MS51957-17	SCREW,MACHINE	2
26	PAHZZ	81312	SA15S	CONNECTOR,RECEPTACL	1
27	PAHZZ	06540	9745-SS-0440-7	POST ELECTRICAL/MEC	2
28	PAHZZ	80372	755017A8614-4	CONNECTOR,ELECTRICA	2
29	PAHDD	14304	755107A4500	CIRCUIT CARD ASSEMB	1
30	PAHDD	14304	755017B4600	MIXER STAGE,FREQUEN	1
31	PAHZZ	06540	9733-SS-0440-025 6-7	POST,ELECTRICAL/MEC	8
32	PAHDD	80372	755017A4070	HARMONIC FILTER ASY	1
33	PAHZZ	96906	MS15795-803	WASHER,FLAT	11
34	PAHZZ	96906	MS35338-135	WASHER,LOCK	12
35	PAHZZ	96906	MS51957-13	SCREW,MACHINE	6
36	PAHDD	80372	755017C4280	CIRCUIT CARD,ASSEMB	1
37	PAHDD	14304	755017A4250	CIRCUIT CARD ASSEMB	1
38	PAHZZ	14304	755017A4240	CIRCUIT CARD ASSEMB	1
39	PAHDD	80372	755017C4230	CIRCUIT CARD ASSEMB	1
40	PAHZZ	14304	755017A4220	CIRCUIT CARD ASSEMB	1
41	PAHDD	14304	755017A4210	CIRCUIT CARD ASSEMB	1
42	PAHZZ	96906	MS35649-264	NUT,PLAIN,HEXAGON	6
43	PAHZZ	80372	755017A4041	PRINTED WIRING,BOAR	1
44	PAHDD	80372	755017A4270	CIRCUIT CARD ASSEMB	1
45	PAHZZ	80372	755017A4205	CAGE,CARD	1

SECTION II

(1) ITEM NO	(2) SMR CODE	(3) CAGEC	(4) PART NUMBER	(5) DESCRIPTION AND USABLE ON CODES (UOC)	(6) QTY
46	PAHZZ	96906	MS51957-32	SCREW,MACHINE	3
47	PAHZZ	80372	755017A4407	CLAMP-B TUBE ASSY	1
48	PAHDD	14304	755017A3900	BASE PLATE ASSEMBLY	1
49	PAHZZ	80372	755017A4406	CLAMP-A TUBE ASSY	2
50	PAHDD	80372	755017A3800	CIRCUIT CARD ASSEMB	1
51	PAHZZ	26512	GC503E04EER	CLAMP,RIM CLENCHING	2
52	PAHZZ	80372	755017A8032	CLAMP,FAN	2
53	PAHZZ	80372	755017A8033	SPACER	2
54	PAHZZ	80372	755017C4012	PLATE,IDENTIFICATIO	1
55	PAOZZ	96906	MS51957-19	SCREW,MACHINE	4
56	PAHZZ	82877	3B-1012ZH	FAN BLOWER	1
57	PAHZZ	81349	M5423/10-02	BOOT,DUST AND MOIST	1
58	PAHZZ	73734	62232	SCREW,MACHINE	3
59	PAHZZ	95146	MPE-00108	SWITCH,PUSH	1
60	PAHZZ	73734	62228	SCREW,MACHINE	2
61	PAHZZ	91836	KN-19-40	CONNECTOR,RECEPTAC	1
62	PAHZZ	81349	M5423/02-01	BOOT,DUST AND MOIST	1
63	PAHZZ	77264	SS-945	SHIM	2
64	PAHZZ	96906	MS51957-18	SCREW,MACHINE	4
65	PAHZZ	80372	755017A4028	CONNECTOR ASSEMBLY	1
66	PAHZZ	82647	14500-1	BOOT,DUST AND MOIST	1
67	PAHZZ	81349	MW20F(M)D00	CONNECTOR,RECEPTAC	2
68	PAHZZ	91816	P109-383	VALVE,SAFETY RELIEF	1
69	PAOZZ	80372	755017A4004	HANDLE,BOW	2
70	PAHZZ	96906	MS24693-C26	SCREW,MACHINE	13
71	PAHZZ	80372	755017A4006	COVER,HEAT SINK	1
72	PAHZZ	91836	KN-19-42	CONNECTOR,RECEPTAC	1
73	PAHZZ	96906	MS22073-3	CIRCUIT BREAKER	1
74	PAHZZ	81349	MR13W500DCUAR	AMMETER	1
75	PAHZZ	77221	77B-1012-1	GASKET,SEAL	1
76	PAHZZ	96906	MS25098-23	SWITCH,TOGGLE	1
77	PAHZZ	81349	RCR07G302JS	RESISTOR,FIXED,COMP	1
78	PAHZZ	96906	MS24571-50	CIRCUIT BREAKER	1
79	PAHZZ	97539	3050	BOOT,DUST AND MOIST	1
80	PAHZZ	80372	755017A4063	COIL,RADIO FREQUENC	1
81	PAHZZ	80372	755017A4025	CABLE ASSEMBLY,POWE	1
82	PAHZZ	96906	MS25281R-2	CLAMP,LOOP	1
83	PAHZZ	96906	MS35649-284	NUT,PLAIN,HEXAGON	2
84	PAHZZ	80372	755017A4027	CABLE ASSEMBLY,POWE	1
85	PAHZZ	96906	MS77068-4	TERMINAL,LUG	2
86	PAHZZ	94696	W199SDX-3	RELAY,ELECTROMAGNET	1
87	PAHZZ	96906	MS35431-8	TERMINAL,LUG	1
88	PAHZZ	96906	MS51957-42	SCREW,MACHINE	2
89	PAHZZ	96906	MS35431-6	TERMINAL,LUG	1
90	PAHZZ	96906	MS51957-26	SCREW,MACHINE	3
91	PAHZZ	80183	4586-97A	RETAINER,CAPACITOR	1
92	PAHZZ	96906	MS51957-31	SCREW,MACHINE	1
93	PAHZZ	96906	MS15795-806	WASHER,FLAT	1
94	PAHZZ	20544	581	CHANNEL,RUBBER	1
95	PAHZZ	80372	755017A4064	BRACKET,COMPONENT	1
96	PAHZZ	96906	MS51957-120	SCREW,MACHINE	12
97	PAHZZ	81349	M39018/04-0042	CAPACITOR,FIXED,ELE	1

SECTION II

(1) ITEM NO	(2) SMR CODE	(3) CAGEC	(4) PART NUMBER	(5) DESCRIPTION AND USABLE ON CODES (UOC)	(6) QTY
98	PAHZZ	81349	M39014-02-1350	CAPACITOR, FIXED, CER	1
99	PAHZZ	80372	755017A4026	CABLE ASSEMBLY, POWE	1
100	PAHZZ	80058	RG188/U	CABLE, RADIO FREQUEN	5
101	PAHZZ	80058	RG-142B/U	CABLE, RADIO FREQUEN	2
102	PAHZZ	96906	MS51957-4	SCREW, MACHINE	8
103	PAHZZ	71468	DEMMR-9S	CONNECTOR, RECEPTACL	2
104	PAHZZ	59610	DM53742-5089	COAX, INSERT	3
105	PAHZZ	71468	DBMMR-17W2S	CONNECTOR, ELECTRICA	3
106	PAHZZ	71468	DBMMR-13W3S	CONNECTOR, RECEPTACL	1
107	PAHZZ	96906	MS51957-9	SCREW, MACHINE	2
108	PAHZZ	71468	DAMMR-7W2S	CONNECTOR, RECEPTACL	1
109	PAHZZ	80372	755017A4034	PLATE, NUT	1

END OF FIGURE

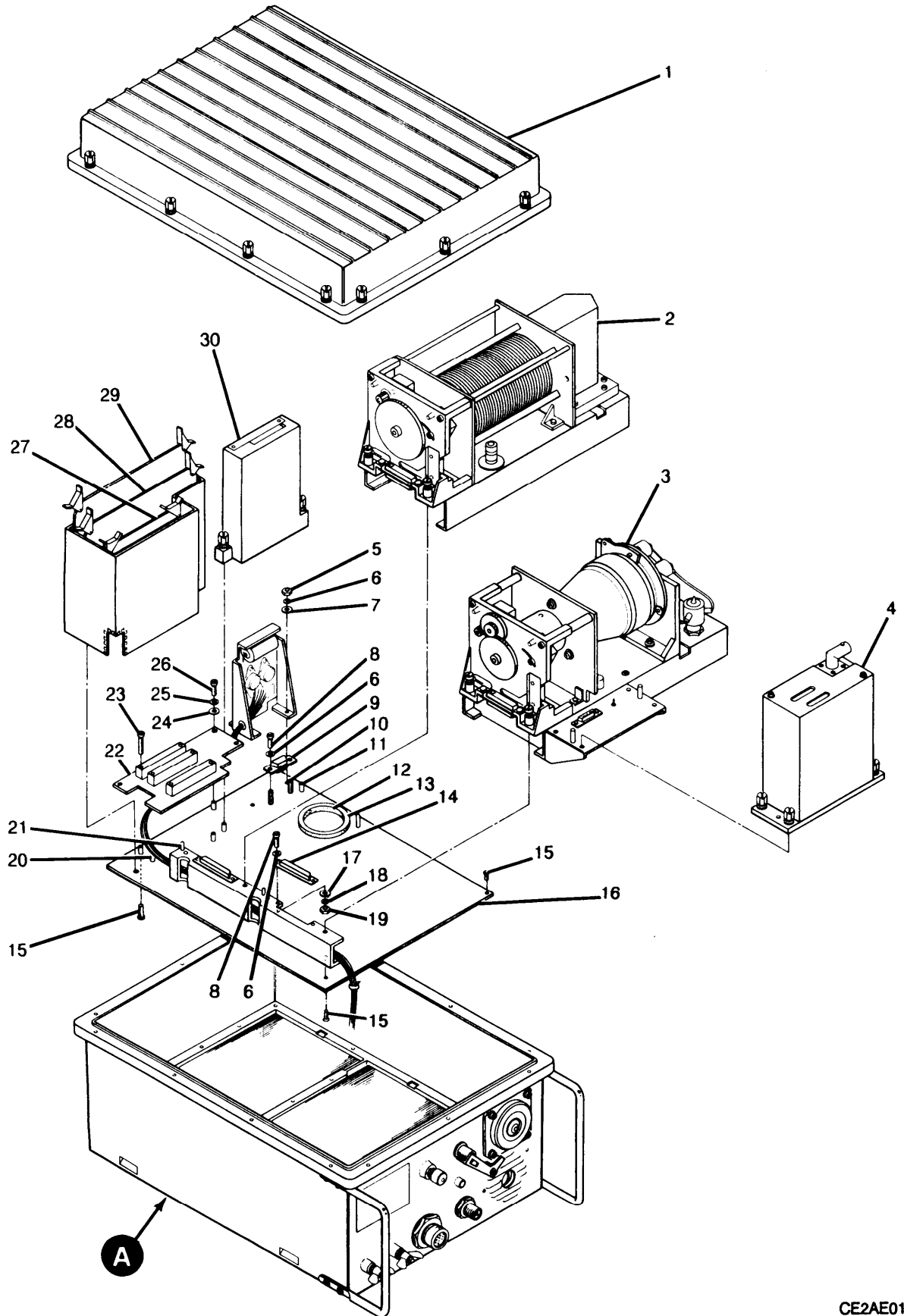


Figure 4. CU-2064A/GRC-93B Antenna Coupler (V) (Sheet 1 of 2)

SECTION II

(1) ITEM NO	(2) SMR CODE	(3) CAGEC	(4) PART NUMBER	(5) DESCRIPTION AND USABLE ON CODES (UOC)	(6) QTY
GROUP 04 CU-2064A/GRC-193B(V)					
ANTENNA COUPLER					
FIGURE 4					
1	XBHZZ	80372	755017A8008	COVER ASSY, COUPLER	1
2	PAHDD	14304	755017A8200	CIRCUIT CARD ASSEMB	1
3	PAHDD	14304	755017C8300	RF TUNER, ASSEMBLY	1
4	PAHDD	80372	755017C8600	DISCRIMINATOR ASSEMB	1
5	PAHZZ	96906	MS35649-264	NUT, PLAIN, HEXAGON	4
6	PAHZZ	96906	MS35338-136	WASHER, LOCK	9
7	PAHZZ	96906	MS15795-805	WASHER, FLAT	9
8	PAHZZ	96906	MS51957-13	SCREW, MACHINE	1
9	PAHZZ	71468	DEMNR-9S	CONNECTOR, RECEPTACL	1
10	PAHZZ	06540	9733-SS-0440-025 6-7	POST ELECT/MECH	2
11	PAHZZ	06540	9796-SS-0832-7MO D.A=.250	SPACER	2
12	PAHZZ	80372	755017A8216	RING	1
13	PAHZZ	14304	755017A8217	SEAL RUBBER STRIP	1
14	PAHZZ	71468	DBMMR-25S	CONNECTOR, RECEPTACL	2
15	PAHZZ	96906	MS24693-48	SCREW, MACHINE	17
16	PAHZZ	80372	755017A8101	CHASSIS, STAKED	1
17	PAHZZ	96906	MS15795-802	WASHER, FLAT	4
18	PAHZZ	96906	MS35338-134	WASHER, LOCK	4
19	PAHZZ	96906	MS35649-224	NUT, PLAIN, HEXAGON	4
20	PAHZZ	80372	755017A8108	SPACER, BOARD	7
21	PAHZZ	14304	755017A8104	PIN, GUIDE	4
22	PAHDD	14304	755017A8440	PRINTED CIRCUIT BOA	1
23	PAHZZ	96906	MS51957-18	SCREW, MACHINE	6
24	PAHZZ	96906	MS15795-803	WASHER, FLAT	18
25	PAHZZ	96906	MS35338-135	WASHER, LOCK	18
26	PAHZZ	96906	MS51957-30	SCREW, MACHINE	2
27	PAHZZ	80372	755017C8430	CIRCUIT CARD ASSEMB	1
28	PAHDD	14304	755017A8420	CIRCUIT CARD ASSEMB	1
29	PAHDD	01365	755017C8410	CIRCUIT CARD ASSEMB	1
30	PAHDD	14304	755017A4900	CIRCUIT CARD ASSEMB	1
31	PAHDD	80372	755017A8003-1	CASE ASSY, 2A1	1
32	PAHZZ	80063	SM-B-502880	WASHER, LOCK	1
33	PAHZZ	14304	755017A8024	INSERT, SCREW THREAD	1
34	PAHZZ	80372	755017A8029	FLAG, ANT. SWITCH	1
35	PAHZZ	80063	SM-B-502930	WASHER, FLAT	1
36	PAHZZ	03038	LP35233-12	SCREW, SELF-LOCKING	1
37	PAHZZ	82877	AX1MAX 2H-990YH	FAN, VANEAXIAL	1
38	PAHZZ	96906	MS27769-2	PLUG, PIPE	1
39	PAOZZ	96906	MS35338-139	WASHER, LOCK	2
40	PAOZZ	96906	MS35425-70	NUT, PLAIN, WING	2
41	PAOZZ	96906	MS15795-810	WASHER, FLAT	4
42	PAHZZ	14304	755017A8017	STUD CONTINUOUS THR	2
43	PAHZZ	96906	MS51957-28	SCREW, MACHINE	3
44	PAOZZ	80372	755017A4004	HANDLE, BOW	2
45	PAOZZ	96906	MS15795-807	WASHER, FLAT	8

SECTION II

(1) ITEM NO	(2) SMR CODE	(3) CAGEC	(4) PART NUMBER	(5) DESCRIPTION AND USABLE ON CODES (UOC)	(6) QTY
46	PAOZZ	96906	MS35338-137	WASHER, LOCK	33
47	PAOZZ	96906	MS51957-45	SCREW, MACHINE	8
48	PAHZZ	80372	755017A8012	PLATE, ID	1
49	PAHZZ	80372	755017A8005	COVER, BOTTOM	1
50	PAHZZ	96906	MS51957-43	SCREW, MACHINE	25
51	PAHZZ	96906	MS35338-134	WASHER, LOCK	2
52	PAHZZ	14304	755017A8004	COOLER AIR ELECTRON	1
53	PAHZZ	96906	MS51957-26	SCREW, MACHINE	1

END OF FIGURE

CROSS-REFERENCE INDEXES

NATIONAL STOCK NUMBER INDEX

STOCK NUMBER	FIG.	ITEM	STOCK NUMBER	FIG.	ITEM
5310-00-004-6519	4	35	5925-00-902-2355	3	73
5965-00-043-3463	1	8	5310-00-928-2690	4	18
5305-00-054-5638	3	102		4	51
5305-00-054-5643	3	107	5310-00-929-6395	3	3
5305-00-054-5647	4	8		4	6
5305-00-054-5651	3	25	5310-00-933-8118	3	34
5305-00-054-5652	3	64		4	25
	4	23	5310-00-933-8119	4	46
5305-00-054-5653	3	55	5310-00-933-8121	4	39
5305-00-054-6650	3	90	5310-00-934-9759	3	83
	4	53	5310-00-934-9761	3	42
5305-00-054-6652	3	11		4	5
	4	43	6625-00-935-1312	3	74
5305-00-054-6654	3	2	5310-00-938-2013	4	19
	4	26	5925-00-940-3000	3	78
5305-00-054-6655	3	92	5935-00-957-0968	3	106
5305-00-054-6656	3	46	5305-00-958-2918	3	70
5305-00-054-6667	3	88	5975-00-958-6451	3	66
5305-00-054-6668	4	50	5340-00-988-3210	3	21
5305-00-054-6669	3	14	5820-01-042-8256	3	41
5305-00-054-6670	4	47	5998-01-042-8259	3	9
5305-00-055-1545	4	36	5998-01-042-8260	3	10
5985-00-106-6130	1	4		4	30
5910-00-113-5499	3	98	5998-01-045-4859	3	38
5905-00-131-9729	3	77	5998-01-046-1450	3	40
5935-00-133-0394	3	67	5820-01-047-0587	3	48
5305-00-177-5545	3	96	5998-01-047-7443	3	37
5935-00-259-3808	3	26	5998-01-047-7445	4	28
4730-00-278-3462	4	38	5820-01-047-9165	3	29
5935-00-306-3225	4	14	5998-01-047-9166	3	8
5340-00-487-4130	3	51	5820-01-047-9167	4	2
5930-00-539-7013	3	62	5998-01-057-4001	4	22
5930-00-577-0172	3	79	5820-01-062-3077	4	52
5310-00-582-5677	4	41	5310-01-064-8787	4	40
5940-00-583-7741	3	85	5998-01-065-9012	2	2
5310-00-595-6211	4	24	5315-01-069-9563	4	21
5310-00-595-6761	4	17	5820-01-070-1950	1	2
5930-00-655-1923	3	76	5895-01-070-1951	2	3
5940-00-681-8184	3	87	4820-01-071-9870	3	68
5340-00-721-5315	3	19	5305-01-076-3154	3	60
5310-00-722-5998	3	20	5365-01-076-9663	3	63
	4	7	5340-01-077-4970	3	27
5340-00-753-3456	3	82	5935-01-078-0296	3	61
6145-00-823-2544	3	101	5935-01-078-0297	3	108
5940-00-838-2651	3	89	5935-01-078-2397	3	72
5310-00-880-5976	3	93	5935-01-080-1810	3	103
5310-00-880-5978	3	15		4	9
	4	45	6145-01-113-9980	3	100
5985-00-892-0758	1	6	5820-01-196-0204	1	10
5975-00-893-1928	3	57	5999-01-202-3394	3	6

CROSS-REFERENCE INDEXES

NATIONAL STOCK NUMBER INDEX

STOCK NUMBER	FIG.	ITEM	STOCK NUMBER	FIG.	ITEM
6625-01-202-3395	3	30			
5945-01-208-6358	3	86			
5985-01-220-0541	1	7			
5340-01-252-1340	4	33			
5820-01-270-5099	1	1			
5895-01-308-8970	3	32			
5999-01-308-9103	3	16			
5895-01-315-9844	4	3			
5998-01-315-9845	4	27			
5998-01-315-9846	4	29			
5998-01-315-9847	3	36			

SECTION IV

CROSS-REFERENCE INDEXES

CAGEC	PART NUMBER INDEX PART NUMBER	STOCK NUMBER	FIG.	ITEM
80058	AM-654B/GRC-193 (V)		1	5
80058	AM-6879/URC	5820-01-070-1950	1	2
80058	AN/GRA-39C	5820-01-196-0204	1	10
80058	AN/GRA-50	5985-00-892-0758	1	6
80058	AS-2259/GR	5985-00-106-6130	1	4
82877	AX1MAX 2H-990YH		4	37
80058	CU-2064A/GRC-193 B(V)1		1	3
71468	DAMMR-7W2S	5935-01-078-0297	3	108
71468	DBMMR-13W3S	5935-00-957-0968	3	106
71468	DBMMR-17W2S		3	105
71468	DBMMR-25S	5935-00-306-3225	4	14
71468	DEMRR-9S	5935-01-080-1810	3	103
			4	9
59610	DM53742-5089		3	104
26512	GC503E04EER	5340-00-487-4130	3	51
80058	H250A/U	5965-00-043-3463	1	8
91836	KN-19-40	5935-01-078-0296	3	61
91836	KN-19-42	5935-01-078-2397	3	72
80058	KY-872/PRC-104		1	9
03038	LP35233-12	5305-00-055-1545	4	36
95146	MPE-00108		3	59
81349	MR13W500DCUAR	6625-00-935-1312	3	74
96906	MS15795-802	5310-00-595-6761	4	17
96906	MS15795-803		3	33
		5310-00-595-6211	4	24
96906	MS15795-805	5310-00-722-5998	3	20
			4	7
96906	MS15795-806	5310-00-880-5976	3	93
96906	MS15795-807	5310-00-880-5978	3	15
			4	45
96906	MS15795-810	5310-00-582-5677	4	41
96906	MS22073-3	5925-00-902-2355	3	73
96906	MS24571-50	5925-00-940-3000	3	78
96906	MS24693-C26	5305-00-958-2918	3	70
96906	MS24693-48		4	15
96906	MS25098-23	5930-00-655-1923	3	76
96906	MS25281-R4	5340-00-988-3210	3	21
96906	MS25281-R5	5340-00-721-5315	3	19
96906	MS25281R-2	5340-00-753-3456	3	82
96906	MS27769-2	4730-00-278-3462	4	38
96906	MS35338-134	5310-00-928-2690	4	18
			4	51
96906	MS35338-135	5310-00-933-8118	3	34
			4	25
96906	MS35338-136	5310-00-929-6395	3	3
			4	6
96906	MS35338-137		3	18
		5310-00-933-8119	4	46
96906	MS35338-139	5310-00-933-8121	4	39

SECTION IV

CROSS-REFERENCE INDEXES

CAGEC	PART NUMBER INDEX PART NUMBER	STOCK NUMBER	FIG.	ITEM
96906	MS35425-70	5310-01-064-8787	4	40
96906	MS35431-6	5940-00-838-2651	3	89
96906	MS35431-8	5940-00-681-8184	3	87
96906	MS35649-224	5310-00-938-2013	4	19
96906	MS35649-264	5310-00-934-9761	3	42
			4	5
96906	MS35649-284	5310-00-934-9759	3	83
96906	MS51957-120	5305-00-177-5545	3	96
96906	MS51957-13		3	35
		5305-00-054-5647	4	8
96906	MS51957-17	5305-00-054-5651	3	25
96906	MS51957-18	5305-00-054-5652	3	64
			4	23
96906	MS51957-19	5305-00-054-5653	3	55
96906	MS51957-26	5305-00-054-6650	3	90
			4	53
96906	MS51957-28	5305-00-054-6652	3	11
			4	43
96906	MS51957-30	5305-00-054-6654	3	2
			4	26
96906	MS51957-31	5305-00-054-6655	3	92
96906	MS51957-32	5305-00-054-6656	3	46
96906	MS51957-4	5305-00-054-5638	3	102
96906	MS51957-42	5305-00-054-6667	3	88
96906	MS51957-43	5305-00-054-6668	4	50
96906	MS51957-44	5305-00-054-6669	3	14
96906	MS51957-45	5305-00-054-6670	4	47
96906	MS51957-9	5305-00-054-5643	3	107
96906	MS77068-4	5940-00-583-7741	3	85
81349	MW20F(M)D00	5935-00-133-0394	3	67
81349	M39014-02-1350	5910-00-113-5499	3	98
81349	M39018/04-0042		3	97
81349	M5423/02-01	5930-00-539-7013	3	62
81349	M5423/10-02	5975-00-893-1928	3	57
91816	P109-383	4820-01-071-9870	3	68
79061	RB-1123		3	17
81349	RCR07G302JS	5905-00-131-9729	3	77
80058	RG-142B/U	6145-00-823-2544	3	101
80058	RG188/U	6145-01-113-9980	3	100
80058	RT-1209A/URC	5820-01-270-5099	1	1
81312	SA15S	5935-00-259-3808	3	26
80063	SM-B-502880		4	32
80063	SM-B-502930	5310-00-004-6519	4	35
77264	SS-945	5365-01-076-9663	3	63
54856	TTI20171		3	13
94696	W199SDX-3	5945-01-208-6358	3	86
82647	14500-1	5975-00-958-6451	3	66
56289	218P6050R5T13		3	12
82877	3B-1012ZH		3	56
97539	3050	5930-00-577-0172	3	79
04618	32994		3	5

SECTION IV

CROSS-REFERENCE INDEXES

CAGEC	PART NUMBER INDEX PART NUMBER	STOCK NUMBER	FIG.	ITEM
80183	4586-97A		3	91
20544	581		3	94
73734	62228	5305-01-076-3154	3	60
73734	62232		3	58
87990	755002A1805	5895-01-070-1951	2	3
87990	755002A1806		2	4
87990	755002A1807		2	1
87990	755002A1820		2	5
87990	755002A1830	5998-01-065-9012	2	2
80372	755017A3800		3	50
14304	755017A3900	5820-01-047-0587	3	48
80372	755017A4004		3	69
			4	44
80372	755017A4006		3	71
80372	755017A4008		3	1
80372	755017A4025		3	81
80372	755017A4026		3	99
80372	755017A4027		3	84
80372	755017A4028		3	65
80372	755017A4029		3	7
80372	755017A4031		3	22
80372	755017A4034		3	109
80372	755017A4041		3	43
80372	755017A4050	5999-01-308-9103	3	16
80372	755017A4063		3	80
80372	755017A4064		3	95
80372	755017A4070	5895-01-308-8970	3	32
80372	755017A4205		3	45
14304	755017A4210	5820-01-042-8256	3	41
14304	755017A4220	5998-01-046-1450	3	40
14304	755017A4240	5998-01-045-4859	3	38
14304	755017A4250	5998-01-047-7443	3	37
80372	755017A4270		3	44
80372	755017A4406		3	49
80372	755017A4407		3	47
14304	755017A4700	5998-01-042-8259	3	9
14304	755017A4800	5998-01-047-9166	3	8
14304	755017A4900	5998-01-042-8260	3	10
			4	30
80372	755017A8003-1		4	31
14304	755017A8004	5820-01-062-3077	4	52
80372	755017A8005		4	49
80372	755017A8008		4	1
80372	755017A8012		4	48
14304	755017A8017		4	42
14304	755017A8024	5340-01-252-1340	4	33
80372	755017A8029		4	34
80372	755017A8032		3	52
80372	755017A8033		3	53
80372	755017A8101		4	16
14304	755017A8104	5315-01-069-9563	4	21

SECTION IV

CROSS-REFERENCE INDEXES

CAGEC	PART NUMBER INDEX PART NUMBER	STOCK NUMBER	FIG.	ITEM
80372	755017A8108		4	20
14304	755017A8200	5820-01-047-9167	4	2
80372	755017A8216		4	12
14304	755017A8217		4	13
14304	755017A8420	5998-01-047-7445	4	28
14304	755017A8440	5998-01-057-4001	4	22
80372	755017A8614-4		3	28
14304	755017B0771	5985-01-220-0541	1	7
80372	755017B4100		3	4
14304	755017B4300	5999-01-202-3394	3	6
14304	755017B4600	6625-01-202-3395	3	30
80372	755017C4000		3	23
80372	755017C4012		3	54
80372	755017C4230		3	39
80372	755017C4280	5998-01-315-9847	3	36
14304	755017C8300	5895-01-315-9844	4	3
01365	755017C8410	5998-01-315-9846	4	29
80372	755017C8430	5998-01-315-9845	4	27
80372	755017C8600		4	4
14304	755107A4500	5820-01-047-9165	3	29
77221	77B-1012-1		3	75
06540	9733-SS-0440-025		3	31
	6-7			
			4	10
06540	9745-SS-0440-7	5340-01-077-4970	3	27
06540	9796-SS-0832-7M0		3	24
	D.A=.250			
			4	11

TM11-5820-1045-40P
SECTION IV
CROSS-REFERENCE INDEXES

FIG.	ITEM	FIGURE AND ITEM NUMBER INDEX STOCK NUMBER	CAGEC	PART NUMBER
1	1	5820-01-270-5099	80058	RT-1209A/URC
1	2	5820-01-070-1950	80058	AM-6879/URC
1	3		80058	CU-2064A/GRC-193 B(V)1
1	4	5985-00-106-6130	80058	AS-2259/GR
1	5		80058	AM-6545B/GRC-193 (V)
1	6	5985-00-892-0758	80058	AN/GRA-50
1	7	5985-01-220-0541	14304	755017B0771
1	8	5965-00-043-3463	80058	H250A/U
1	9		80058	KY-872/PRC-104
1	10	5820-01-196-0204	80058	AN/GRA-39C
2	1		87990	755002A1807
2	2	5998-01-065-9012	87990	755002A1830
2	3	5895-01-070-1951	87990	755002A1805
2	4		87990	755002A1806
2	5		87990	755002A1820
3	1		80372	755017A4008
3	2	5305-00-054-6654	96906	MS51957-30
3	3	5310-00-929-6395	96906	MS35338-136
3	4		80372	755017B4100
3	5		04618	32994
3	6	5999-01-202-3394	14304	755017B4300
3	7		80372	755017A4029
3	8	5998-01-047-9166	14304	755017A4800
3	9	5998-01-042-8259	14304	755017A4700
3	10	5998-01-042-8260	14304	755017A4900
3	11	5305-00-054-6652	96906	MS51957-28
3	12		56289	218P6050R5T13
3	13		54856	TTI20171
3	14	5305-00-054-6669	96906	MS51957-44
3	15	5310-00-880-5978	96906	MS15795-807
3	16	5999-01-308-9103	80372	755017A4050
3	17		79061	RB-1123
3	18		96906	MS35338-137
3	19	5340-00-721-5315	96906	MS25281-R5
3	20	5310-00-722-5998	96906	MS15795-805
3	21	5340-00-988-3210	96906	MS25281-R4
3	22		80372	755017A4031
3	23		80372	755017C4000
3	24		06540	9796-SS-0832-7M0 D.A=.250
3	25	5305-00-054-5651	96906	MS51957-17
3	26	5935-00-259-3808	81312	SA15S
3	27	5340-01-077-4970	06540	9745-SS-0440-7
3	28		80372	755017A8614-4
3	29	5820-01-047-9165	14304	755107A4500
3	30	6625-01-202-3395	14304	755017B4600
3	31		06540	9733-SS-0440-025 6-7
3	32	5895-01-308-8970	80372	755017A4070

TM11-5820-1045-40P
SECTION IV
CROSS-REFERENCE INDEXES

FIG.	ITEM	FIGURE AND ITEM NUMBER INDEX STOCK NUMBER	CAGEC	PART NUMBER
3	33		96906	MS15795-803
3	34	5310-00-933-8118	96906	MS35338-135
3	35		96906	MS51957-13
3	36	5998-01-315-9847	80372	755017C4280
3	37	5998-01-047-7443	14304	755017A4250
3	38	5998-01-045-4859	14304	755017A4240
3	39		80372	755017C4230
3	40	5998-01-046-1450	14304	755017A4220
3	41	5820-01-042-8256	14304	755017A4210
3	42	5310-00-934-9761	96906	MS35649-264
3	43		80372	755017A4041
3	44		80372	755017A4270
3	45		80372	755017A4205
3	46	5305-00-054-6656	96906	MS51957-32
3	47		80372	755017A4407
3	48	5820-01-047-0587	14304	755017A3900
3	49		80372	755017A4406
3	50		80372	755017A3800
3	51	5340-00-487-4130	26512	GC503E04EER
3	52		80372	755017A8032
3	53		80372	755017A8033
3	54		80372	755017C4012
3	55	5305-00-054-5653	96906	MS51957-19
3	56		82877	3B-1012ZH
3	57	5975-00-893-1928	81349	M5423/10-02
3	58		73734	62232
3	59		95146	MPE-00108
3	60	5305-01-076-3154	73734	62228
3	61	5935-01-078-0296	91836	KN-19-40
3	62	5930-00-539-7013	81349	M5423/02-01
3	63	5365-01-076-9663	77264	SS-945
3	64	5305-00-054-5652	96906	MS51957-18
3	65		80372	755017A4028
3	66	5975-00-958-6451	82647	14500-1
3	67	5935-00-133-0394	81349	MW20F(M)D00
3	68	4820-01-071-9870	91816	P109-383
3	69		80372	755017A4004
3	70	5305-00-958-2918	96906	MS24693-C26
3	71		80372	755017A4006
3	72	5935-01-078-2397	91836	KN-19-42
3	73	5925-00-902-2355	96906	MS22073-3
3	74	6625-00-935-1312	81349	MR13W500DCUAR
3	75		77221	77B-1012-1
3	76	5930-00-655-1923	96906	MS25098-23
3	77	5905-00-131-9729	81349	RRCR07G302JS
3	78	5925-00-940-3000	96906	MS24571-50
3	79	5930-00-577-0172	97539	3050
3	80		80372	755017A4063
3	81		80372	755017A4025
3	82	5340-00-753-3456	96906	MS25281R-2
3	83	5310-00-934-9759	96906	MS35649-284

TM11-5820-1045-40P
SECTION IV
CROSS-REFERENCE INDEXES

FIG.	ITEM	FIGURE AND ITEM NUMBER INDEX STOCK NUMBER	CAGEC	PART NUMBER
3	84		80372	755017A4027
3	85	5940-00-583-7741	96906	MS77068-4
3	86	5945-01-208-6358	94696	W199SDX-3
3	87	5940-00-681-8184	96906	MS35431-8
3	88	5305-00-054-6667	96906	MS51957-42
3	89	5940-00-838-2651	96906	MS35431-6
3	90	5305-00-054-6650	96906	MS51957-26
3	91		80183	4586-97A
3	92	5305-00-054-6655	96906	MS51957-31
3	93	5310-00-880-5976	96906	MS15795-806
3	94		20544	581
3	95		80372	755017A4064
3	96	5305-00-177-5545	96906	MS51957-120
3	97		81349	M39018/04-0042
3	98	5910-00-113-5499	81349	M39014-02-1350
3	99		80372	755017A4026
3	100	6145-01-113-9980	80058	RG188/U
3	101	6145-00-823-2544	80058	RG-142B/U
3	102	5305-00-054-5638	96906	MS51957-4
3	103	5935-01-080-1810	71468	DEMMR-9S
3	104		59610	DM53742-5089
3	105		71468	DBMMR-17W2S
3	106	5935-00-957-0968	71468	DBMMR-13W3S
3	107	5305-00-054-5643	96906	MS51957-9
3	108	5935-01-078-0297	71468	DAMMR-7W2S
3	109		80372	755017A4034
4	1		80372	755017A8008
4	2	5820-01-047-9167	14304	755017A8200
4	3	5895-01-315-9844	14304	755017C8300
4	4		80372	755017C8600
4	5	5310-00-934-9761	96906	MS35649-264
4	6	5310-00-929-6395	96906	MS35338-136
4	7	5310-00-722-5998	96906	MS15795-805
4	8	5305-00-054-5647	96906	MS51957-13
4	9	5935-01-080-1810	71468	DEMMR-9S
4	10		06540	9733-SS-0440-025 6-7
4	11		06540	9796-SS-0832-7M0 D.A=.250
4	12		80372	755017A8216
4	13		14304	755017A8217
4	14	5935-00-306-3225	71468	DBMMR-25S
4	15		96906	MS24693-48
4	16		80372	755017A8101
4	17	5310-00-595-6761	96906	MS15795-802
4	18	5310-00-928-2690	96906	MS35338-134
4	19	5310-00-938-2013	96906	MS35649-224
4	20		80372	755017A8108
4	21	5315-01-069-9563	14304	755017A8104
4	22	5998-01-057-4001	14304	755017A8440
4	23	5305-00-054-5652	96906	MS51957-18

TM11-5820-1045-40P
SECTION IV
CROSS-REFERENCE INDEXES

FIG.	ITEM	FIGURE AND ITEM NUMBER INDEX STOCK NUMBER	CAGEC	PART NUMBER
4	24	5310-00-595-6211	96906	MS15795-803
4	25	5310-00-933-8118	96906	MS35338-135
4	26	5305-00-054-6654	96906	MS51957-30
4	27	5998-01-315-9845	80372	755017C8430
4	28	5998-01-047-7445	14304	755017A8420
4	29	5998-01-315-9846	01365	755017C8410
4	30	5998-01-042-8260	14304	755017A4900
4	31		80372	755017A8003-1
4	32		80063	SM-B-502880
4	33	5340-01-252-1340	14304	755017A8024
4	34		80372	755017A8029
4	35	5310-00-004-6519	80063	SM-B-502930
4	36	5305-00-055-1545	03038	LP35233-12
4	37		82877	AX1MAX 2H-990YH
4	38	4730-00-278-3462	96906	MS27769-2
4	39	5310-00-933-8121	96906	MS35338-139
4	40	5310-01-064-8787	96906	MS35425-70
4	41	5310-00-582-5677	96906	MS15795-810
4	42		14304	755017A8017
4	43	5305-00-054-6652	96906	MS51957-28
4	44		80372	755017A4004
4	45	5310-00-880-5978	96906	MS15795-807
4	46	5310-00-933-8119	96906	MS35338-137
4	47	5305-00-054-6670	96906	MS51957-45
4	48		80372	755017A8012
4	49		80372	755017A8005
4	50	5305-00-054-6668	96906	MS51957-43
4	51	5310-00-928-2690	96906	MS35338-134
4	52	5820-01-062-3077	14304	755017A8004
4	53	5305-00-054-6650	96906	MS51957-26

RECOMMENDED CHANGES TO EQUIPMENT TECHNICAL PUBLICATIONS



THEN... JOT DOWN THE DOPE ABOUT IT ON THIS FORM. CAREFULLY TEAR IT OUT. FOLD IT AND DROP IT IN THE MAIL!

SOMETHING WRONG WITH THIS PUBLICATION?

FROM: (PRINT YOUR UNIT'S COMPLETE ADDRESS)
 Commander
 Stateside Army Depot
 ATTN: AMSTA-US
 Stateside, N.J. 07703-5007

DATE SENT
 10 July 1975

PUBLICATION NUMBER TM 11-5840-340-20P	PUBLICATION DATE 23 Jan 78	PUBLICATION TITLE Radar Set AN/PRC-76
--	-------------------------------	--

BE EXACT PIN-POINT WHERE IT IS				IN THIS SPACE TELL WHAT IS WRONG AND WHAT SHOULD BE DONE ABOUT IT:
PAGE NO	PARA-GRAPH	FIGURE NO	TABLE NO	
33				For item 2, change the NSN to read: 5835-00-134-9186. Reason: Accuracy.
44		19		Identify the cover on the junction box (item no. 5). Reason: It is a separate item and is not called out on figure 19.
45				Add the cover of the junction box as an item in the listing for figure 19. Reason: Same as above

SAMPLE

PRINTED NAME, GRADE OR TITLE, AND TELEPHONE NUMBER
 SSG I. M. DeSpirit of 999-1776

SIGN HERE

TEAR ALONG PERFORATED LINE

FILL IN YOUR
UNIT'S ADDRESS


FOLD BACK

DEPARTMENT OF THE ARMY



OFFICIAL BUSINESS

NO POSTAGE
NECESSARY
IF MAILED
IN THE
UNITED STATES



BUSINESS REPLY MAIL
FIRST CLASS MAIL PERMIT NO. 144 RED BANK, NJ

POSTAGE WILL BE PAID BY

Commander
US Army Communications-Electronics Command
and Fort Monmouth
ATTN: AMSEL-LC-ME-PS
Fort Monmouth, New Jersey 07703-9988

SAMPLE



FOLD BACK

TEAR ALONG PERFORATED LINE

FILL IN YOUR
UNIT'S ADDRESS


FOLD BACK

DEPARTMENT OF THE ARMY

OFFICIAL BUSINESS



NO POSTAGE
NECESSARY
IF MAILED
IN THE
UNITED STATES



BUSINESS REPLY MAIL
FIRST CLASS MAIL PERMIT NO. 144 RED BANK, NJ

POSTAGE WILL BE PAID BY

Commander
US Army Communications-Electronics Command
and Fort Monmouth
ATTN: AMSEL-LC-ME-PS
Fort Monmouth, New Jersey 07703-9988

TEAR ALONG PERFORATED LINE



FOLD BACK

FILL IN YOUR
UNIT'S ADDRESS


FOLD BACK

DEPARTMENT OF THE ARMY

OFFICIAL BUSINESS



NO POSTAGE
NECESSARY
IF MAILED
IN THE
UNITED STATES



BUSINESS REPLY MAIL
FIRST CLASS MAIL PERMIT NO. 144 RED BANK, NJ

POSTAGE WILL BE PAID BY

Commander
US Army Communications-Electronics Command
and Fort Monmouth
ATTN: AMSEL-LC-ME-PS
Fort Monmouth, New Jersey 07703-9988

TEAR ALONG PERFORATED LINE



FOLD BACK

FILL IN YOUR
UNIT'S ADDRESS

FOLD BACK

DEPARTMENT OF THE ARMY

OFFICIAL BUSINESS



NO POSTAGE
NECESSARY
IF MAILED
IN THE
UNITED STATES



BUSINESS REPLY MAIL
FIRST CLASS MAIL PERMIT NO. 144 RED BANK, NJ

POSTAGE WILL BE PAID BY

Commander
US Army Communications-Electronics Command
and Fort Monmouth
ATTN: AMSEL-LC-ME-PS
Fort Monmouth, New Jersey 07703-9988

TEAR ALONG PERFORATED LINE



FOLD BACK

By Order of the Secretary of the Army:

CARL E. VUONO
General, United States Army
Chief of Staff

Official:

THOMAS F. SIKORA
Brigadier General United States Army
The Adjutant General

DISTRIBUTION:

To be distributed in accordance with DA Form 12-36-E (Block 8278)
Direct and General Support Maintenance requirements for TM 11-5820-1045-40P.

