

TM 11-6625-313-40P

TECHNICAL MANUAL

GENERA1 SUPPORT MAINTENANCE REPAIR PARTS AND SPECIAL TOOLS LIST

(INCLUDING DEPOT MAINTENANCE REPAIR PARTS AND SPECIAL TOOLS)

FOR

RESISTORS, DECADE

ZM-16/U (NSN 6625-00-669-0266)

ZM-16A/U AND ZM-16B/U

HEADQUARTERS, DEPARTMENT OF THE ARMY

27 JULY 1977

TECHNICAL MANUAL }
No. 11-6625-313-40P }

HEADQUARTERS
DEPARTMENT OF THE ARMY
WASHINGTON, DC, 27 July 1977

**GENERAL SUPPORT MAINTENANCE REPAIR PARTS AND SPECIAL TOOLS LIST
(INCLUDING DEPOT MAINTENANCE REPAIR PARTS AND SPECIAL TOOLS)
FOR
RESISTORS, DECADE
ZM-16/U (NSN 6625-00-669-0266)
ZM-16A/U AND ZM-16B/U**

Current as of 21 March 1977

REPORTING OF ERRORS

You can improve this manual by recommending improvements using DA Form 2028-2 (Test) located in the back of the manual. Simply tear out the self addressed form, fill it out as shown on the sample, fold it where shown, and drop it in the mail.

If there are no blank DA Forms 2028-2 (Test) in the back of your manual, use the standard DA Form 2028 (Recommended Changes to Publications and Blank Forms) and forward to the Commander, US Army Electronics Command, ATTN: DRSEL-MA-Q, Fort Monmouth, New Jersey 07703.

In either case a reply will be furnished direct to you.

	Page	Illus Figure
SECTION I. Introduction	1	
II. Repair parts list	5	
Group 00 Resistors, Decade ZW-16/U, ZM-16A/U, ZM-16B/U	5	1-4
SECTION III. Special tools list (Not applicable)		
IV. National stock number and part number index	12	

*This manual supersedes TM 11-6625-313-40P, 2 April 1973.

SECTION I INTRODUCTION

1. Scope

This manual lists spares and repair parts; special tools; special test, measurement, and diagnostic equipment (TMDE), and other special support equipment required for performance of general support maintenance of the ZM-16/U, ZM-16A/U, and ZM-16B/U. It authorizes the requisitioning and issue of spares and repair parts as indicated by the source and maintenance codes.

2. General

This Repair Parts and Special Tools List is divided into the following sections:

a. Section II. Repair Parts List. A list of spares and repair parts authorized for use in the performance of maintenance. The list also includes parts which must be removed for replacement of the authorized parts. Parts lists are composed of functional groups in numeric sequence, with the parts in each group listed in figure and item number sequence.

b. Section III. Special Tools List. Not applicable.

c. Section IV. National Stock Number and Part Number Index. A list, in National item identification number (NIIN) sequence, of all National stock numbers (NSN) appearing in the listings, followed by a list, in alphabetic sequence, of all part numbers appearing in the listings. National stock numbers and part numbers are cross-referenced to each illustration figure and item number appearance.

3. Explanation of Columns

a. Illustration. This column is divided as follows:

(1) *Figure number.* Indicates the figure number of the illustration on which the item is shown.

(2) *Item number.* The number used to identify item called out in the illustration.

b. Source, Maintenance, and Recoverability (SMR) Codes.

(1) *Source code.* Source codes indicate the manner of acquiring support items for maintenance, repair, or overhaul of end items. Source codes are entered in the first and second positions of the Uniform SMR Code format as follows:

<i>Code</i>	<i>Definition</i>
-------------	-------------------

PA	— Item procured and stocked for anticipated or known usage.
----	---

XD	— A support item that is not stocked. When required, item will be procured through normal supply channels.
----	--

NOTE

Cannibalization or salvage may be used as a source of supply for any items source coded above except those coded XA and aircraft support items as restricted by AR 700-42

(2) *Maintenance code.* Maintenance codes are assigned to indicate the levels of maintenance authorized to USE and REPAIR support items. The maintenance codes are entered in the third and fourth positions of the Uniform SMR Code format as follows:

(a) The maintenance code entered in the third position will indicate the lowest maintenance level authorized to remove, replace, and use the support item. The maintenance code entered in the third position will indicate one of the following levels of maintenance:

<i>Code</i>	<i>Application/Explanation</i>
-------------	--------------------------------

H	— Support items is removed, replaced, used at the general support level.
---	--

(b) The maintenance code entered in the fourth position indicates whether the item is to be repaired and identifies the lowest maintenance level with the capability to perform complete repair (i.e., all authorized maintenance functions). This position will contain one of the following maintenance codes:

<i>Code</i>	<i>Application/Explanation</i>
-------------	--------------------------------

Z	— Nonreparable. No repair is authorized.
---	--

(3) *Recoverability code.* Recoverability codes are assigned to support items to indicate the disposition action on unserviceable items. The recoverability code is entered in the fifth position of the Uniform SMR Code format as follows:

<i>Recoverability codes</i>	<i>Definition</i>
-----------------------------	-------------------

Z	— Nonreparable item. When unserviceable, condemn and dispose at the level indicated in position 3.
---	--

c. *National Stock Number.* Indicates the National stock number assigned to the item and will be used for requisitioning purposes.

d. *Part Number.* Indicates the primary number used by the manufacturer (individual, company, firm, corporation, or Government activity), which controls the design and characteristics of the item by means of its engineering drawings, specifications, standards, and inspection requirements to identify an item or range of items.

NOTE

When a stock numbered item is requisitioned, the repair part received may have a different part number than the part being replaced.

e. *Federal Supply Code for Manufacturer (FSCM).* The FSCM is a 5-digit numeric code listed in SB 708-42 which is used to identify the manufacturer, distributor, or Government agency, etc.

f. *Description.* Indicates the Federal item name and, if required, a minimum description to identify the item.

g. *Unit of Measure ((JIM).* Indicates the standard of the basic quantity of the listed item as used in performing the actual maintenance function. This measure is expressed by a two-character alphabetical abbreviation (e.g., ea, in, pr, etc). When the unit of measure differs from the unit of issue, the lowest unit of issue that will satisfy the required units of measure will be requisitioned.

h. *Quantity Incorporated in Unit.* Indicates the quantity of the item used in the breakout shown on the illustration figure, which is prepared for a functional group, subfunctional group, or an assembly.

4. Special Information

a. Usable on codes are shown in the description column. Uncoded items are applicable to all models. Identification of the usable on codes used in this publication are:

<i>Code</i>	<i>Used on</i>
AMB	ZM-16/U
AMC	ZM-16A/U
AT5	ZM-16B/U

b. The following publication pertains to the ZM-16U, ZM-16A/U, and ZM-16B/U and its components:

TM 11-5102, Resistors, Decade ZM-16/U, ZM-16A/U, and ZM-16B/U

5. How to Locate Repair Parts

a. When National stock number or part number is unknown.

(1) *First.* Using the table of contents, determine the functional group within which the item belongs. This is necessary since illustrations are prepared for functional groups and listings are divided into the same groups.

(2) *Second.* Find the illustration covering the functional group to which the item belongs.

(3) *Third.* Identify the item on the illustration and note the illustration figure and item number of the item.

(4) *Fourth.* Using the Repair Parts Listing, find the figure and item number noted on the illustration.

b. When National stock number or part number is known.

(1) *First.* Using the Index of National Stock Numbers and Part Numbers, find the pertinent National stock number or part number. This index is in NIIN sequence followed by a list of part numbers in alphameric sequence, cross-referenced to the illustration figure number and item number.

(2) *Second.* After finding the figure and item number, locate the figure and item number in the repair parts list.

6. Abbreviations

Not applicable.

(Next printed page is 4)

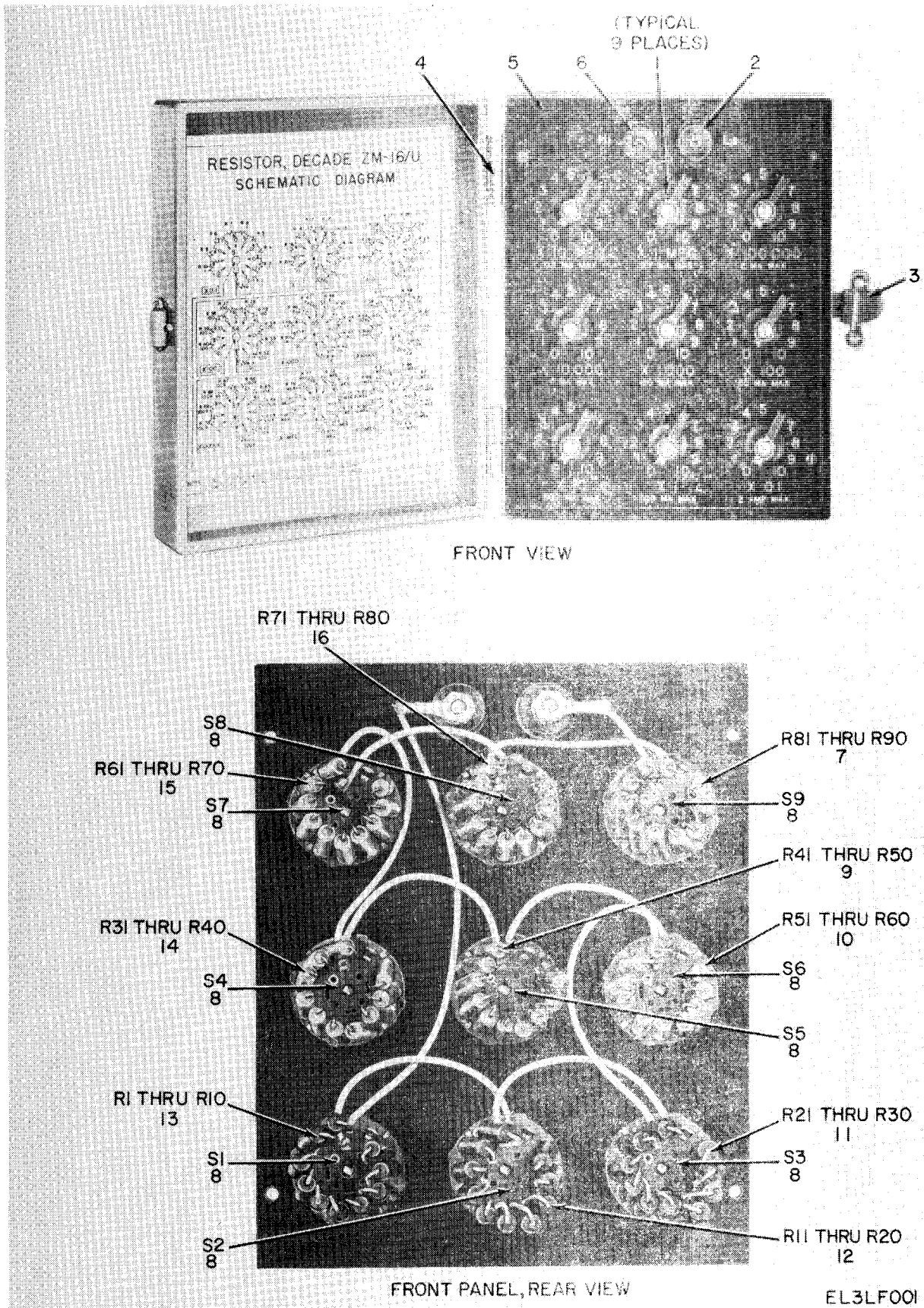


Figure 1. Resistor Decade ZM-16/U.

SECTION II

(1)	(2)	(3)	(4)	(5)	(6)	(7)	(8)		
ILLUSTRATION									
(A)	(B)	NATIONAL			DESCRIPTION		QTY		
FIG	ITEM	STOCK	PART	FSCM		USABLE ON CODE	INC		
NO.	NO.	NUMBER	NUMBER				IN		
							UNIT		
GROUP 00 RESISTORS, DECADE ZM-16/U,ZM-16A/U,									
ZM-16B/U									
1	1	PAHZZ	5355-00-518-1802	1430-2-3	91802	KNOB OR	AMB	EA	9
1	1	PAHZZ	5355-00-552-0451	SCB8008	80063	KNOB	AMB	EA	9
1	2	PAHZZ	5940-00-269-2119	PB01FA04	81349	POST,BINDING	AMB	EA	1
1	3	PAHZZ	5340-00-571-2569	SCD20650-27	80063	CATCH,FASTENER	AMB	EA	1
1	4	PAHZZ	5340-00-787-6647	11	0008	HINGE,BUTT	AMB	EA	2
1	5	PAHZZ	5330-00-604-78089	561B100	26687	GASKET	AMB	EA	1
1	6	PAHZZ	5940-00-269-2220	PB01FA03	81349	POST,BINDING	AMB	EA	1
1	7	XDHZZ		DT101-3J2	08507	RESISTOR,FIXED,FILM	AMB	EA	10
1	8	PAHZZ	5930-00-567-2851	SMB188519	80063	SWITCH,ROTARY	AMB	EA	9
1	9	PAHZZ	5905-00-7552-6461	DT101-3F2	08507	RESISTOR,FIXED,FILM	AMB	EA	10
1	10	PAHZZ	5905-00-064-0555	RN65D1002F	81349	RESISTOR,FIXED,FILM	AMB	EA	10
1	11	XDHZZ		DT1003D2	08507	RESISTOR,FIXED,FILM	AMB	EA	10
1	12	PAHZZ	5905-00-803-7811	DT101-3C1	08507	RESISTOR,FIXED,FILM	AMB	EA	10
1	13	PAHZZ	5905-00-762-0496	SMB90782	80063	RESISTOR,FIXED,WIRE WOUND	AMB	EA	10
1	14	XDHZZ		DT101-3C2	08507	RESISTOR,FIXED,FILM	AMB	EA	10
1	15	PAHZZ	5905-00-803-7815	DT101-3H2	08507	RESISTOR,FIXED,FILM	AMB	EA	10
1	16	PAHZZ	5905-00-803-7816	DT101-312	08507	RESISTOR,FIXED,FILM	AMB	EA	10

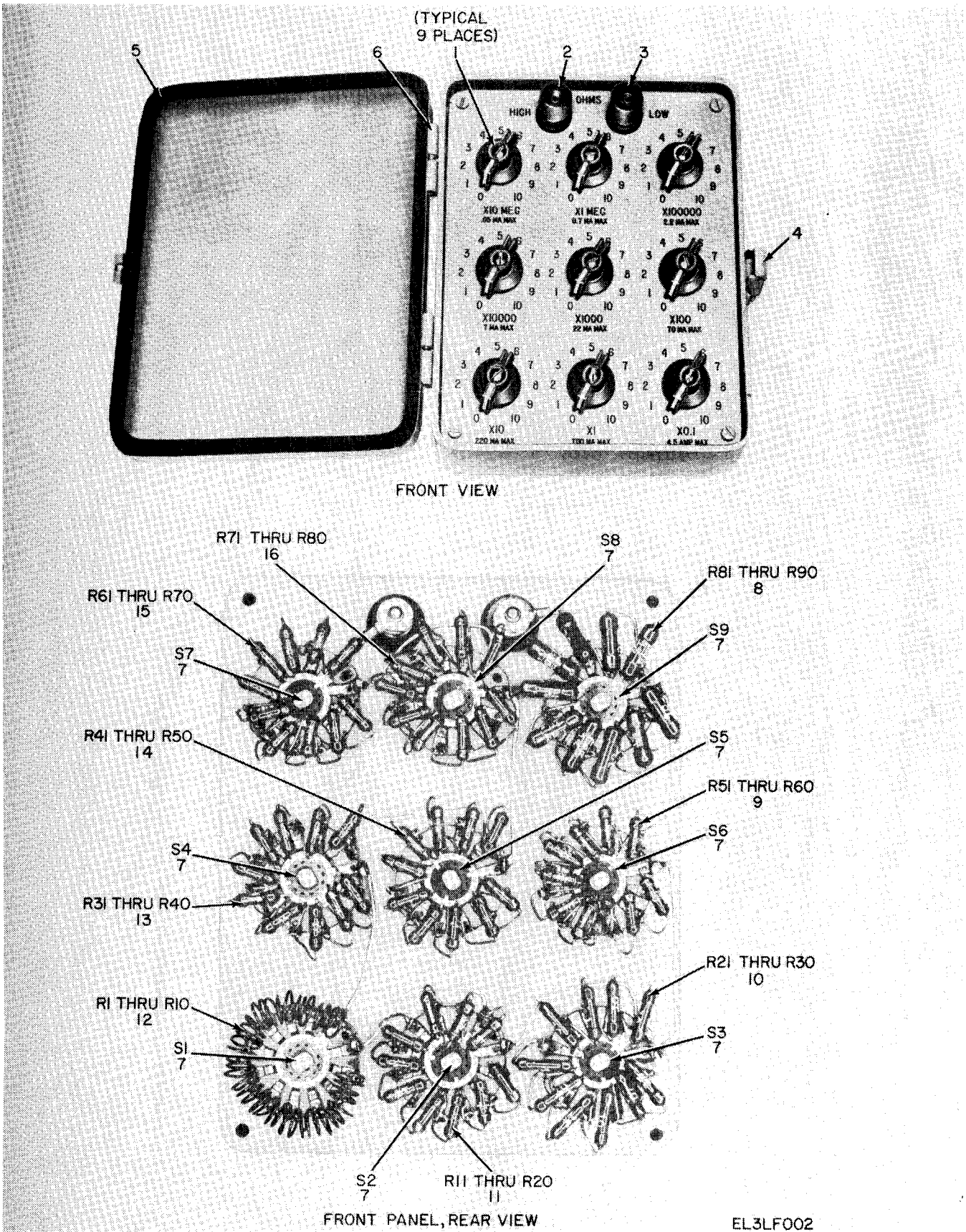
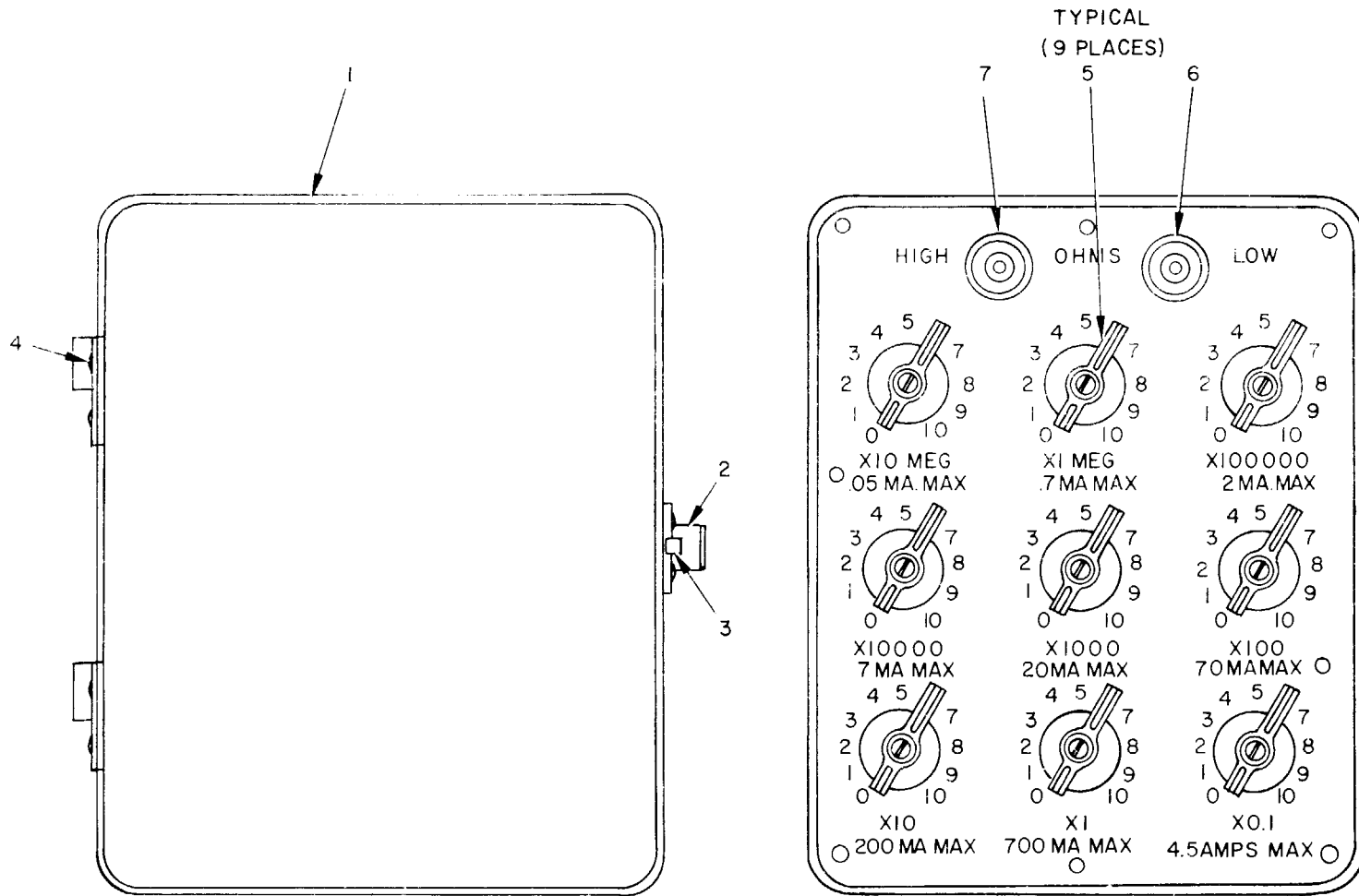


Figure 2. Resistor Decade ZM-16A/U.

SECTION II

(1)	(2)	(3)	(4)	(5)	(6)	(7)	(8)	
ILLUSTRATION								
(A)	(B)				DESCRIPTION		QTY	
FIG	ITEM	SMR	NATIONAL	PART			INC	
NO.	NO.	CODE	STOCK	NUMBER	FSCM	USABLE ON CODE	IN	
			NUMBER				UNIT	
2	1	PAHZZ	5355-00-518-1802	1430-2-3	91802	KNOB OR	AMC	EA 9
2	1	PAHZZ	5355-00-552-0451	SCB8008	80063	KNOB	AMC	EA 9
2	2	PAHZZ	5940-00-269-2220	PB01FA03	81349	POST,BINDING	AMC	EA 1
2	3	PAHZZ	5940-00-269-2119	PB01FA04	81349	POST,BINDING	AMC	EA 1
2	4	PAHZZ	5340-00-571-2569	SCD20650-27	80063	CATCH FASTENER	AMC	EA 1
2	5	PAHZZ	5330-00-604-7809	561B100	26687	GASKET	AMC	EA 1
2	6	PAHZZ	5340-00-787-6647	11	00083	HINGE,BUTT	AMC	EA 2
2	7	PAHZZ	5930-00-567-2851	SMB188519	80063	SWITCH,ROTARY	AMC	EA 9
2	8	XDHZZ		DT101-3J2	08507	RESISTOR,FIXED,FILM	AMC	EA 10
2	9	PAHZZ	5905-00-064-0555	RN65D1002F	81349	RESISTOR,FIXED,FILM	AMC	EA 10
2	10	XDHZZ		DT1003D2	08507	RESISTOR,FIXED,FILM	AMC	EA 10
2	11	PAHZZ	5905-00-803-7811	DT101-3C1	08507	RESISTOR,FIXED,FILM	AMC	EA 10
2	12	PAHZZ	5905-00-762-0496	SMB90782	80063	RESISTOR,FIXED,WIRE WOUND	AMC	EA 10
2	13	XDHZZ		DT101-3C2	08507	RESISTOR,FIXED,FILM	AMC	EA 10
2	14	PAHZZ	5905-00-752-6461	DT101-3F2	08507	RESISTOR,FIXED,FILM	AMC	EA 10
2	15	PAHZZ	5905-00-803-7815	DT101-3H2	08507	RESISTOR,FIXED,FILM	AMC	EA 10
2	16	PAHZZ	5905-00-803-7816	DT101-3T2	08507	RESISTOR,FIXED,FILM	AMC	EA 10

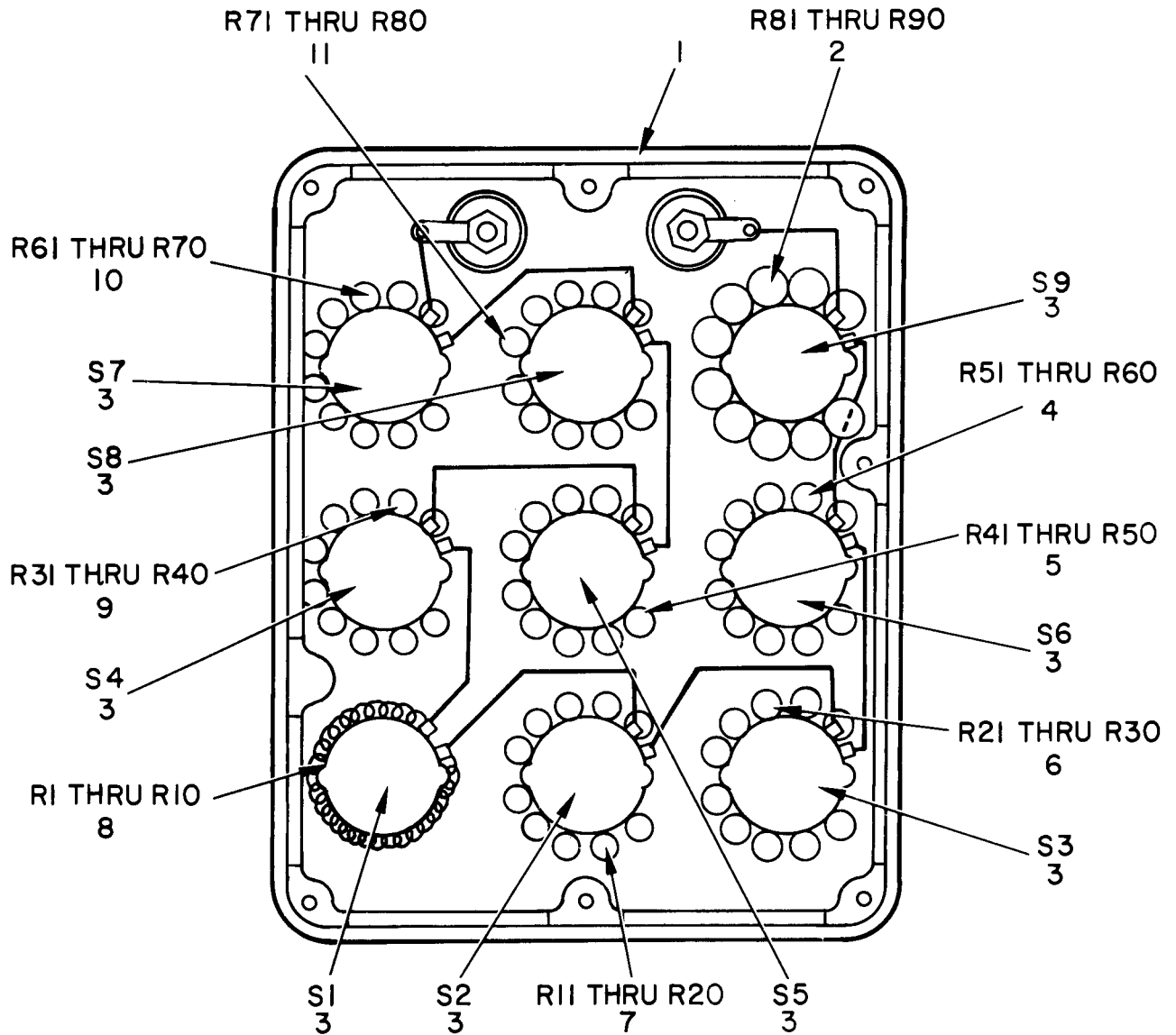


EL 3LF003

Figure 3. Resistor Decade ZM-16B/U.

SECTION II

(1)	(2)	(3)	(4)	(5)	(6)	(7)	(8)	
ILLUSTRATION								
(A)	(B)							
FIG	ITEM	SMR	NATIONAL	PART	DESCRIPTION		QTY	
NO.	NO.	CODE	STOCK	NUMBER	FSCM	USABLE ON CODE	INC	
			NUMBER				IN	
							U/M	
							UNIT	
3	1	XDHZZ		SMC157823	80063	SEAL,RUBBER CHANNEL	AT5	EA 1
3	2	PAHZZ	5340-00-571-2569	SCD20650-27	80063	CATCH,FASTENER	AT5	EA 1
3	3	PAHZZ	5340-00-680-37801	SCD20650	80063	STRIKE,CATCH	AT5	EA 1
3	4	PAHZZ	5340-00-787-6647	11	00083	HINGE,BUTT	AT5	EA 2
3	5	PAHZZ	5355-00-552-0451	SCB8008	80063	KNOB OR	AT5	EA 9
3	5	PAHZZ	5355-00-518-1802	1430-2-3	91802	KNOB	AT5	EA 9
3	6	PAHZZ	5940-00-269-2119	PB01FA04	81349	POST,BINDING	AT52	EA 1
3	7	PAHZZ	5940-00-269-2220	PB01FA03	81349	POST,BINDING	AT5	EA 1



EL3LF004

Figure 4. Resistor Decade ZM-16B/U Interior View.

SECTION II

(1)	(2)	(3)	(4)	(5)	(6)	(7)	(8)	
ILLUSTRATION								
(A)	(B)							
FIG	ITEM	SMR	NATIONAL	PART	DESCRIPTION		QTY	
NO.	NO.	CODE	STOCK	NUMBER	FSCM	USABLE ON CODE	INC	
			NUMBER				IN	
							UNIT	
4	1	PAHZZ	5330-00-764-2356	SMC157826	80063	GASKET	AT5	EA 1
4	2	PAHZZ	5905-00-665-5390	RN75B1005F	81349	RESISITOR, FIXED, FILM	AT5	EA 9
4	3	PAHZZ	5930-00-759-5431	C212-9230-2	71450	SWITCH, ROTARY	AT5	EA 9
4	4	PAHZZ	5905-00-883-9198	RN65D1001F	8149	RESISTOR, FIXED, FILM	AT5	EA 10
4	5	PAHZZ	5905-00-542-8401	RN70B1002F	81349	RESISTOR, FIXED, FILM	AT5	EA 10
4	6	PAHZZ	5905-00-732-3912	RN70B10R0F	81349	RESISTOR, FIXED, FILM	AT5	EA 10
4	7	PAHZZ	5905-00-269-4637	DCS1200J1R000F	91637	RESISTOR, FIXED, FILM	AT5	EA 10
4	8	PAHZZ	5905-00-762-0496	SMB90782	80063	RESISTOR, FIXED, WIRE WOUND	AT5	EA 10
4	9	PAHZZ	5905-00-552-3893	RN70B1000F	81349	RESISTOR, FIXED, FILM	AT5	EA 10
4	10	PAHZZ	5905-00-922-7088	RN75C4871F	81349	RESISTOR, FIXED, FILM	AT5	EA 10
4	11	PAHZZ	5905-00-539-4565	RN70B1004F	81349	RESISTOR, FIXED, FILM	AT5	EA 10

NATIONAL STOCK NUMBER AND PART NUMBER INDEX

NOTE: LATEST NATIONAL STOCK NUMBER AND PART NUMBER ASSIGNMENTS ARE INCLUDED AT END OF INDEX.

STOCK NUMBER	FIGURE NO.	ITEM NO.	STOCK NUMBER	FIGURE NO.	ITEM NO.
5355-00-518-1802	1	1	5905-00-732-3912	4	6
5355-00-518-1802	2	1	5905-00-752-6461	1	9
5355-00-518-1802	3	5	5905-00-752-6461	2	14
5905-00-539-4565	4	11	5930-00-759-5431	4	3
5905-00-542-8401	4	5	5905-00-762-0496	1	13
			5905-00-762-0496	2	12
			5905-00-762-0496	4	8
			5330-00-764-2356	4	1
5905-00-552-3893	4	9	5340-00-787-6647	1	4
5930-00-567-2851	1	8	5340-00-787-6647	2	6
5930-00-567-2851	2	7	5340-00-787-6647	3	4
5340-00-571-2569	1	3	5905-00-803-7811	1	12
5340-00-571-2569	2	4	5905-00-803-7811	2	11
5340-00-571-2569	3	2	5905-00-803-7815	1	15
5330-00-604-7809	1	5	5905-00-803-7815	2	15
5330-00-604-7809	2	5	5905-00-803-7816	1	16
5905-00-665-5390	4	2	5905-00-803-7816	2	16
5340-00-680-3701	3	3			

PART NUMBER	FSCM	FIG NO	ITEM NO	PART NUMBER	FSCM	FIG NO	ITEM NO
C212-9230-2	71450	4	3	SCB8008	80063	3	5
DCS1200J1R000F	91637	4	7	SCD20650	80063	3	3
DT1003D2	8507	1	11	SCD20650-27	80063	1	3
DT1003D2	8507	2	10	SCD20650-27	80063	2	4
DT101-3C1	8507	1	12	SCD20650-27	80063	3	2
DT101-3C1	8507	2	11	SMB188519	80063	1	8
DT101-3C2	8507	1	14	SMB188519	80063	2	7
DT101-3C2	8507	2	13	SMB90782	80063	1	13
DT101-3F2	8507	1	9	SMB90782	80063	2	12
DT101-3F2	8507	2	14	SMB90782	80063	4	8
DT101-3H2	8507	1	15	SMC157823	80063	3	1
DT101-3H2	8507	2	15	SMC157826	80063	4	1
DT101-3I2	8507	1	16	11	83	1	4
DT101-3I2	8507	2	16	11	83	2	6
DT101-3J2	8507	1	7	11	83	3	4
DT101-3J2	8507	2	8	1430-2-3	91802	1	1
RN65D1001F	81349	4	4	1430-2-3	91802	2	1
RN65D1002F	81349	1	10	1430-2-3	91802	3	5
RN65D1002F	81349	2	9	561B100	26687	1	5
RN70B10R0F	81349	4	6	561B100	26687	2	5
RN70B100F	81349	4	9				
RN70B1002	81349	4	5				
RN70B1004F	81349	4	11				
RN75B1005F	81349	4	2				
RN75C4871F	81349	4	10				
SCB8008	80063	1	1				
SCB8008	80063	2	1				

LATEST NATIONAL STOCK NUMBER ASSIGNMENTS

STOCK NUMBER	FIG. NO.	ITEM NO.
5905-00-064-0555	1	10
5905-00-064-0555	2	9
5905-00-269-4637	4	7
5905-00-883-9198	4	4
5905-00-922-7088	4	10

ADDITIONAL LATEST NATIONAL STOCK NUMBER ASSIGNMENTS

STOCK NUMBER	FIG. NO.	ITEM NO.
5940-00-269-2119	1	2
5940-00-269-2119	2	3
5940-00-269-2119	3	6
5940-00-269-2220	1	6
5940-00-269-2220	2	2
5940-00-269-2220	3	7
5355-00-552-0451	1	1
5355-00-552-0451	2	1
5355-00-552-0451	3	5

ADDITIONAL LATEST PART NUMBER ASSIGNMENTS

PART NUMBER	FSCM	FIG. NO.	ITEM NO.
PB01FA03	81349	1	6
PB01FA03	81349	2	2
PB01FA03	81349	3	7
PB01FA04	81349	1	2
PB01FA04	81349	3	6

By Order of the Secretary of the Army:

BERNARD W. ROGERS
General, United States Army
Chief of Staff

Official:

PAUL T. SMITH
Major General, United States Army
The Adjutant General

Distribution:

Active Army:

USASA (2)	SAAD (30)
COE (1)	LBAD (14)
TSG (1)	TOAD (14)
USAARENBD (1)	SHAD (3)
DARCOM (1)	Svc Colleges (1)
TECOM (2)	USAICS (3)
USACC (4)	USAADS (2)
TRADOC (2)	USAFAS (2)
OS Maj Comd (4)	USAARMS (2)
MDW (1)	USAIS (2)
Armies (2)	USAES (2)
Corps (2)	MAAG (1)
HISA (Ft Monmouth) (33)	USARMIS (1)
Ft Richardson (ECOM Ofc) (2)	USAERDAA (1)
Instl (2) except	USAERDAW (1)
Ft Gillem (10)	Sig FLDMS (1)
Ft Gordon (10)	Units org under fol TOE:
Ft Huachuca (10)	29-134 (1)
Ft Carson (5)	29-136 (1)

ARNG: State AG (3).

USAR: None.

For explanation of abbreviations used, see AR 310-50.



SOMETHING WRONG WITH THIS MANUAL?

THEN... JOT DOWN THE DOPE ABOUT IT ON THIS FORM, TEAR IT OUT, FOLD IT AND DROP IT IN THE MAIL!

FROM: (YOUR UNIT'S COMPLETE ADDRESS)
 Commander
 Stateside Army Depot
 ATTN: AMSTA-US
 Stateside, N.J. 07703

DATE 10 July 1975

PUBLICATION NUMBER

TM 11-5840-340-12

DATE

23 Jan 74

TITLE

Radar Set AN/SPS-76

BE EXACT... PIN-POINT WHERE IT IS

IN THIS SPACE TELL WHAT IS WRONG AND WHAT SHOULD BE DONE ABOUT IT:

PAGE NO.	PARA-GRAPH	FIGURE NO.	TABLE NO.
2-25	2-28		
3-10	3-3		3-1
5-6	5-8		
		FO3	

Recommend that the installation antenna alignment procedure be changed throughout to specify a 2° IFF antenna lag rather than 1°.

REASON: Experience has shown that with only a 1° lag, the antenna servo system is too sensitive to wind gusting in excess of 25 knots, and has a tendency to rapidly accelerate and decelerate as it hunts, causing strain to the drive train. Hunting is minimized by adjusting the lag to 2° without degradation of operation.

Item 5, Function column. Change "2 db" to "3db."

REASON: The adjustment procedure for the TRANS POWER FAULT indicator calls for a 3 db (500 watts) adjustment to light the TRANS POWER FAULT indicator.

Add new step f.1 to read, "Replace cover plate removed in step e.1, above."

REASON: To replace the cover plate.

Zone C 3. On J1-2, change "+24 VDC to "+5 VDC."

REASON: This is the output line of the 5 VDC power supply. + 24 VDC is the input voltage.

TEAR ALONG DOTTED LINE

TYPED NAME, GRADE OR TITLE, AND TELEPHONE NUMBER

SSG I. M. DeSpirito 999-1776

SIGN HERE:

SSG I. M. DeSpirito

DA FORM 2028-2 (TEST)

P.S.--IF YOUR OUTFIT WANTS TO KNOW ABOUT YOUR MANUAL "FIND," MAKE A CARBON COPY OF THIS AND GIVE IT TO YOUR HEADQUARTERS.

HISA 1686-75



THEN... JOT DOWN THE DOPE ABOUT IT ON THIS FORM, TEAR IT OUT, FOLD IT AND DROP IT IN THE MAIL!

SOMETHING WRONG WITH THIS MANUAL?

FROM: (YOUR UNIT'S COMPLETE ADDRESS)

DATE

PUBLICATION NUMBER

DATE

TITLE

BE EXACT... PIN-POINT WHERE IT IS

IN THIS SPACE TELL WHAT IS WRONG AND WHAT SHOULD BE DONE ABOUT IT:

PAGE NO.

PARA-GRAPH

FIGURE NO.

TABLE NO.

TEAR ALONG DOTTED LINE

TYPED NAME, GRADE OR TITLE, AND TELEPHONE NUMBER

SIGN HERE:

DA FORM 2028-2 (TEST)
1 AUG 74

P.S.--IF YOUR OUTFIT WANTS TO KNOW ABOUT YOUR MANUAL "FIND," MAKE A CARBON COPY OF THIS AND GIVE IT TO YOUR HEADQUARTERS.

FILL IN YOUR
UNIT'S ADDRESS

FOLD BACK

DEPARTMENT OF THE ARMY

OFFICIAL BUSINESS

PENALTY FOR PRIVATE USE, \$300

POSTAGE AND FEES PAID
DEPARTMENT OF THE ARMY
DOD-314



Commander
US Army Electronics Command
ATTN: DRSEL-MA-Q
Fort Monmouth, New Jersey 07703

TEAR ALONG DOTTED LINE

FOLD BACK

REVERSE OF DA FORM 2028-2 (TEST)



SOMETHING WRONG WITH THIS MANUAL?

THEN... JOT DOWN THE DOPE ABOUT IT ON THIS FORM, TEAR IT OUT, FOLD IT AND DROP IT IN THE MAIL!

FROM: (YOUR UNIT'S COMPLETE ADDRESS)

DATE

PUBLICATION NUMBER

DATE

TITLE

BE EXACT... PIN-POINT WHERE IT IS

IN THIS SPACE TELL WHAT IS WRONG AND WHAT SHOULD BE DONE ABOUT IT:

PAGE NO.	PARA-GRAPH	FIGURE NO.	TABLE NO.

TYPED NAME, GRADE OR TITLE, AND TELEPHONE NUMBER

SIGN HERE:

TEAR ALONG DOTTED LINE

FILL IN YOUR
UNIT'S ADDRESS

FOLD BACK

DEPARTMENT OF THE ARMY

OFFICIAL BUSINESS

PENALTY FOR PRIVATE USE, \$300

POSTAGE AND FEES PAID
DEPARTMENT OF THE ARMY
DOD-314



Commander
US Army Electronics Command
ATTN: DRSEL-MA-Q
Fort Monmouth, New Jersey 07703

TEAR ALONG DOTTED LINE

FOLD BACK

REVERSE OF DA FORM 2028-2 (TEST)

THE METRIC SYSTEM AND EQUIVALENTS

LENGTH MEASURE

1 Centimeter = 10 Millimeters = 0.01 Meters = 0.3937 Inches
 1 Meter = 100 Centimeters = 1000 Millimeters = 39.37 Inches
 1 Kilometer = 1000 Meters = 0.621 Miles

WEIGHTS

1 Gram = 0.001 Kilograms = 1000 Milligrams = 0.035 Ounces
 1 Kilogram = 1000 Grams = 2.2 lb.
 1 Metric Ton = 1000 Kilograms = 1 Megagram = 1.1 Short Tons

LIQUID MEASURE

1 Milliliter = 0.001 Liters = 0.0338 Fluid Ounces
 1 Liter = 1000 Milliliters = 33.82 Fluid Ounces

SQUARE MEASURE

1 Sq. Centimeter = 100 Sq. Millimeters = 0.155 Sq. Inches
 1 Sq. Meter = 10,000 Sq. Centimeters = 10.76 Sq. Feet
 1 Sq. Kilometer = 1,000,000 Sq. Meters = 0.386 Sq. Miles

CUBIC MEASURE

1 Cu. Centimeter = 1000 Cu. Millimeters = 0.06 Cu. Inches
 1 Cu. Meter = 1,000,000 Cu. Centimeters = 35.31 Cu. Feet

TEMPERATURE

$5/9(^{\circ}\text{F} - 32) = ^{\circ}\text{C}$
 212° Fahrenheit is equivalent to 100° Celsius
 90° Fahrenheit is equivalent to 32.2° Celsius
 32° Fahrenheit is equivalent to 0° Celsius
 $9/5^{\circ}\text{C} + 32 = ^{\circ}\text{F}$

APPROXIMATE CONVERSION FACTORS

TO CHANGE	TO	MULTIPLY BY
Inches	Centimeters	2.540
Feet	Meters	0.305
Yards	Meters	0.914
Miles	Kilometers	1.609
Square Inches	Square Centimeters	6.451
Square Feet	Square Meters	0.093
Square Yards	Square Meters	0.836
Square Miles	Square Kilometers	2.590
Acres	Square Hectometers	0.405
Cubic Feet	Cubic Meters	0.028
Cubic Yards	Cubic Meters	0.765
Fluid Ounces	Milliliters	29.573
its	Liters	0.473
arts	Liters	0.946
allons	Liters	3.785
Ounces	Grams	28.349
Pounds	Kilograms	0.454
Short Tons	Metric Tons	0.907
Pound-Feet	Newton-Meters	1.356
Pounds per Square Inch	Kilopascals	6.895
Miles per Gallon	Kilometers per Liter	0.425
Miles per Hour	Kilometers per Hour	1.609

TO CHANGE	TO	MULTIPLY BY
Centimeters	Inches	0.394
Meters	Feet	3.280
Meters	Yards	1.094
Kilometers	Miles	0.621
Square Centimeters	Square Inches	0.155
Square Meters	Square Feet	10.764
Square Meters	Square Yards	1.196
Square Kilometers	Square Miles	0.386
Square Hectometers	Acres	2.471
Cubic Meters	Cubic Feet	35.315
Cubic Meters	Cubic Yards	1.308
Milliliters	Fluid Ounces	0.034
Liters	Pints	2.113
Liters	Quarts	1.057
ers	Gallons	0.264
ms	Ounces	0.035
ograms	Pounds	2.205
Metric Tons	Short Tons	1.102
Newton-Meters	Pounds-Feet	0.738
Kilopascals	Pounds per Square Inch	0.145
ometers per Liter	Miles per Gallon	2.354
ometers per Hour	Miles per Hour	0.621

