

TECHNICAL MANUAL

**ORGANIZATIONAL, DIRECT SUPPORT, AND
GENERAL SUPPORT MAINTENANCE
REPAIR PARTS AND SPECIAL TOOLS LISTS
(INCLUDING DEPOT MAINTENANCE
REPAIR PARTS AND SPECIAL TOOLS)**

FOR

**TEST SET, TRANSISTOR TS-1836A/U
(NSN 6625-00-926-6996)**

TECHNICAL MANUAL }
 No. 11-6625-539-24P-1 }

HEADQUARTERS
 DEPARTMENT OF THE ARMY
 WASHINGTON, DC, 30 September 1976

ORGANIZATIONAL, DIRECT SUPPORT, AND GENERAL SUPPORT MAINTENANCE
 REPAIR PARTS AND SPECIAL TOOLS LISTS
 (INCLUDING DEPOT MAINTENANCE REPAIR PARTS AND SPECIAL TOOLS)
 FOR

TEST SET, TRANSISTOR TS-1836A/U
 (NSN 6625-00-926-6996)

Current as of 20 July 1976

REPORTING OF ERRORS

You can improve this manual by recommending improvements using DA Form 2028-2 (Test) located in the back of the manual. Simply tear out the self-addressed form, fill it out as shown on the sample, fold it where shown, and drop it in the mail.

If there are no blank DA Form 2028-2 (Test) in the back of your manual, use the standard DA Form 2028 (Recommended Changes to Publications and Blank Forms) and forward to the Commander, US Army Electronics Command, ATTN: DRSEL-MA-Q, Fort Monmouth, New Jersey 07703.

In either case, a reply will be furnished direct to you.

TABLE OF CONTENTS

	Page	Illus Figure
SECTION I. Introduction	1	
II. Repair parts list	5	
Group 00 Test Set, Transistor TS-1836A/U	5	1
01 Cable assembly, special purpose, electrical	7	2
02 Front panel assembly	9	3
0201 Terminal board assembly TB1	11	4
0202 Terminal board assembly TB2	13	5
0203 Circuit card assembly	15	6
SECTION III. Special tools list (not applicable)		
IV. National stock number and part number index	16	

*This manual supersedes TM 11-6625-539-15->1, 6 July 1967, as pertains to repair parts and special tools list.

SECTION I INTRODUCTION

1. Scope

This manual lists repair parts and special tools required for performance of organizational, direct support, and general support maintenance of the TS-1836A/U.

2. General

This Repair Parts and Special Tools List is divided into the following sections:

a. *Section II. Repair Parts List.* A list of repair parts authorized for use in the performance of maintenance. The list also includes parts which must be removed for replacement of the authorized parts. Parts lists are composed of functional groups in ascending numerical sequence, with the parts in each group listed in figure and item number sequence.

b. *Section III. Special Tools List.* Not applicable.

c. *Section IV. National Stock Number and Part Number Index.* A list, in ascending National item identification number (NIIN, last 9 digits) sequence, of all National stock numbers appearing in the listings, followed by a list, in alphanumeric sequence, of all part numbers appearing in the listings. National stock number and part numbers are cross-referenced to each illustration figure and item number appearance.

3. Explanation of Columns

The following provides an explanation of columns found in the tabular listings:

a. *Illustration.* This column is divided as follows:

(1) *Figure number.* Indicates the figure number of the illustration in which the item is shown.

(2) *Item number.* The number used to identify each item called out in the illustration.

b. *Source, Maintenance, and Recoverability Codes (SMR).*

(1) *Source code.* Source codes are assigned to support items to indicate the manner of acquiring support items for maintenance, repair, or overhaul of end items. Source codes are entered in the first and second positions of the Uniform SMR Code format as follows:

<i>Code</i>	<i>Definition</i>
PA	Item procured and stocked for anticipated or known usage.
XD	support item that is not stocked. When required, item will be procured through normal supply channels.

NOTE

Cannibalization or salvage may be used as a source of supply for any items source coded above except those coded XA, XD, and aircraft support items as restricted by AR 700-42.

(2) *Maintenance code.* Maintenance codes are assigned to indicate the levels of maintenance authorized to USE and REPAIR support items. The maintenance codes are entered in the third and fourth positions of the Uniform SMR Code format as follows:

(a) The maintenance code entered in the third position will indicate the lowest maintenance level authorized to remove, replace, and use the support item. The maintenance code entered in the third position will indicate one of the following levels of maintenance:

<i>Code</i>	<i>Application/Explanation</i>
O	Support item is removed, replaced, used at the organizational level.
H	Support item is removed, replaced, used at the general support level.

(b) The maintenance code entered in the fourth position indicates whether the item is to be repaired and identifies the lowest maintenance level with the capability to perform complete repair (i.e., all authorized maintenance functions). This position will contain one of the following maintenance codes:

<i>Code</i>	<i>Application/Explanation</i>
H	The lowest maintenance level capable of complete repair of the support item is the general support level.
Z	Nonreparable. No repair is authorized.

(3) *Recoverability code.* Recoverability codes are assigned to support items to indicate the disposition action on unserviceable items. The recoverability code is entered in the fifth position of the Uniform SMR Code format as follows:

Recoverability
codes

Definition

Z—Nonreparable item. When unserviceable, condemn and dispose at the level indicated in position 3.

H—Reparable item. When uneconomically reparable, condemn and dispose at the general support level.

c. National Stock Number. Indicates the National stock number assigned to the item and will be used for requisitioning purposes.

d. Part Number. Indicates the primary number used by the manufacturer (individual, company, firm, corporation, or Government activity), which controls the design and characteristics of the item by means of its engineering drawings, specifications standards, and inspection requirements, to identify an item or range of items.

NOTE

When a stock-numbered item is requisitioned, the repair part received may have a different part number than the part being replaced.

e. Federal Supply Code for Manufacturer (FSCM). The FSCM is a 5-digit numeric code listed in SB 708-42 which is used to identify the manufacturer, distributor, or Government agency, etc.

f. Description. Indicates the Federal item name and, if required, a minimum description to identify the item.

g. Unit of Measure (U/M). Indicates the standard of the basic quantity of the listed item as used in performing the actual maintenance function. This measure is expressed by a two-character alphabetical abbreviation (e.g., ea, in, pr, etc.). When the unit of measure differs from the unit of issue, the lowest unit of issue that will satisfy the required units of measure will be requisitioned.

h. Quantity Incorporated in Unit. Indicates

the quantity of the item used in the breakout shown on the illustration figure, which is prepared for a functional group, subfunctional group, or an assembly.

4. Special Information

The following publication pertains to the TS-1836A/U and its components:

TM 11-6625-539-15-1, Test Set, Transistor TS-1836A/U

5. How to Locate Repair Parts

a. When National stock number or part number is unknown.

(1) *First.* Using the table of contents, determine the functional group within which the repair part belongs. This is necessary since illustrations are prepared for functional groups and listings are divided into the same groups.

(2) *Second.* Find the illustration covering the functional group to which the repair part belongs.

(3) *Third.* Identify the repair part on the illustration and note the illustration figure and item number of the repair part.

(4) *Fourth.* Using the Repair Parts Listing, find the figure and item number noted on the illustration.

b. When National stock number or part number is known.

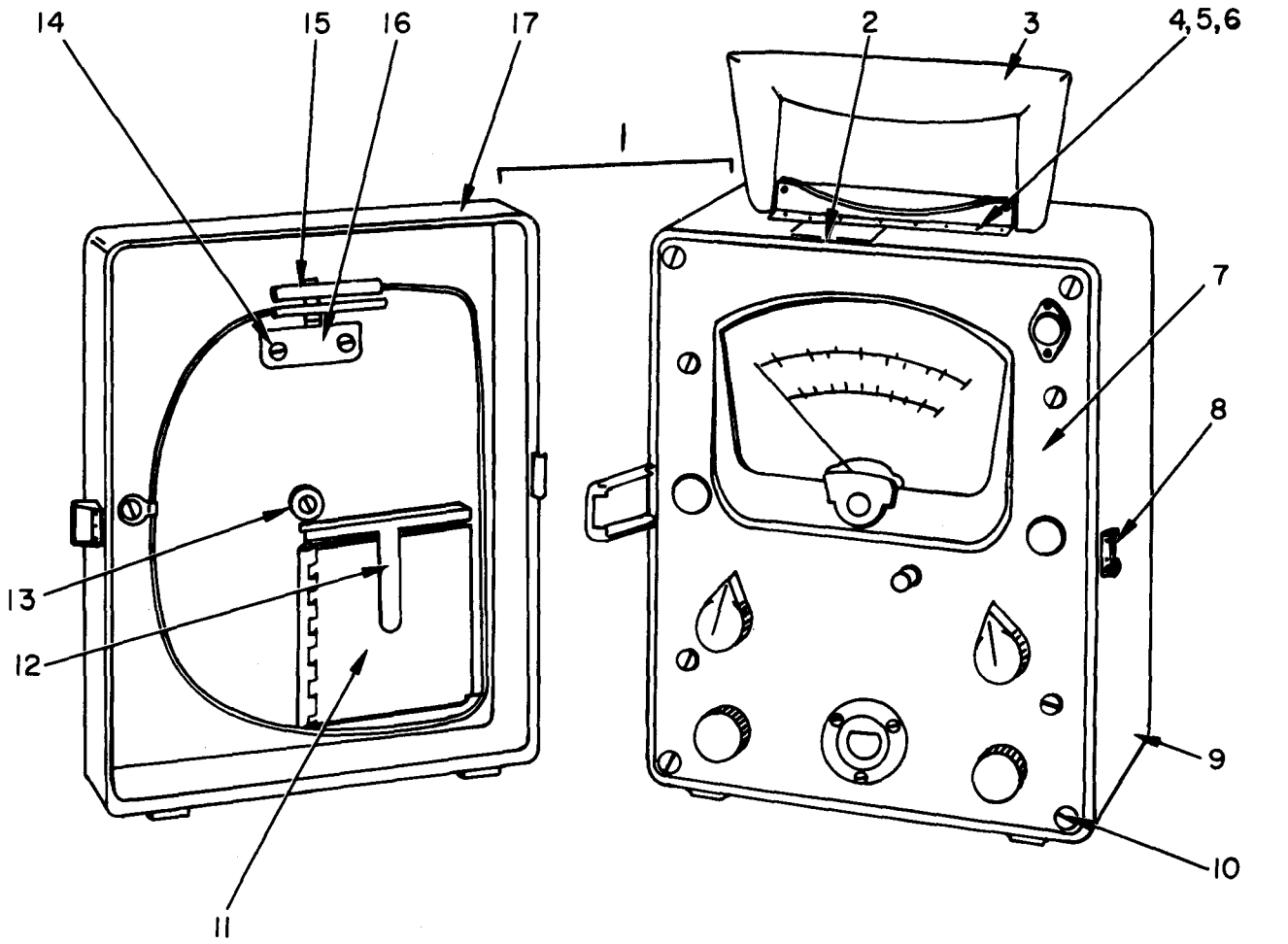
(1) *First.* Using the Index of National Stock Numbers and Part Numbers, find the pertinent National stock number or part number. This index is in ascending NIIN sequence followed by a list of part numbers in ascending alphanumeric sequence, cross-referenced to the illustration figure number and item number.

(2) *Second.* After finding the figure and item number, locate the figure and item number in the repair parts list.

6. Abbreviations

Not applicable.

(Next printed page is 4)



ELOQR001

Figure 1. Test Set, Transistor TS-1836A/U.

SECTION II		(2)	(3)	(4)	(5)	(6)	(7)	(8)
(1)	ILLUSTRATION							
(A)	(B)		NATIONAL			DESCRIPTION		QTY
FIG	ITEM	SMR	STOCK	PART				INC
NO.	NO.	CODE	NUMBER	NUMBER	FSCM		USABLE ON CODE	U/M
								UNIT
						GROUP 00 TEST SET, TRANSISTOR		
						TS-1836A/U		
1	1	XDHHH		200600	94668	CASE COVER ASSEMBLY		EA 1
1	2	XDHZZ		A02346200	94668	PLATE, IDENTIFICATION		EA 1
1	3	XDHZZ		9.18E+08	94668	HANDLE, LUGGAGE		EA 1
1	4	XDHZZ		510-041810-01	78189	NUT, ASSEMBLED WASHER		EA 22
1	5	XDHZZ	5305-00-054-5649	MS51957-15	96906	SCREW, MACHINE		EA 12
1	6	XDHZZ	5310-00-595-6211	MS15795-803	96906	WASHER, FLAT		EA 22
1	7	XDHHH		SHEET2	94436	PANEL ASSEMBLY, FRONT		EA 1
1	8	XDHZZ		446N	21192	CATCH, CLAMPING		EA 2
1	9	XDHZZ		9.21E+08	94668	CASE, TEST SET		EA 1
1	10	XDHZZ	5305-00-054-6668	MS151957-43	96906	SCREW, MACHINE		EA 4
1	11	PAOZZ	6625-00-329-2595	9.5E+08	94668	DATA BOOK		EA 1
1	12	XDOZZ		9.17E+08	94668	RETAINER, DATA BOOK		EA 1
1	13	XDHZZ	5305-00-054-5647	MS51957-13	96906	SCREW, MACHINE		EA 10
1	14	XDHZZ	5305-00-054-6650	MS51957-26	96906	SCREW, MACHINE		EA 2
1	15	PAOHH	6625-00-087-1741	C02005900	94668	CABLE ASSEMBLY, SPECIAL PURPOSE, ELECTRICAL		EA 1
1	16	XDHZZ		B01947400	94668	BRACKET CLIP ASSEMBLY		EA 1
1	17	XDHZZ		9.21E+08	94668	COVER, TEST SET		EA 1

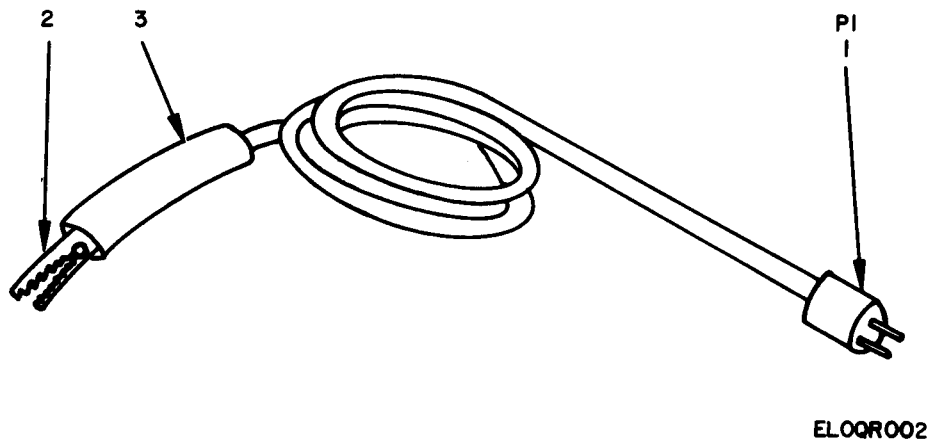
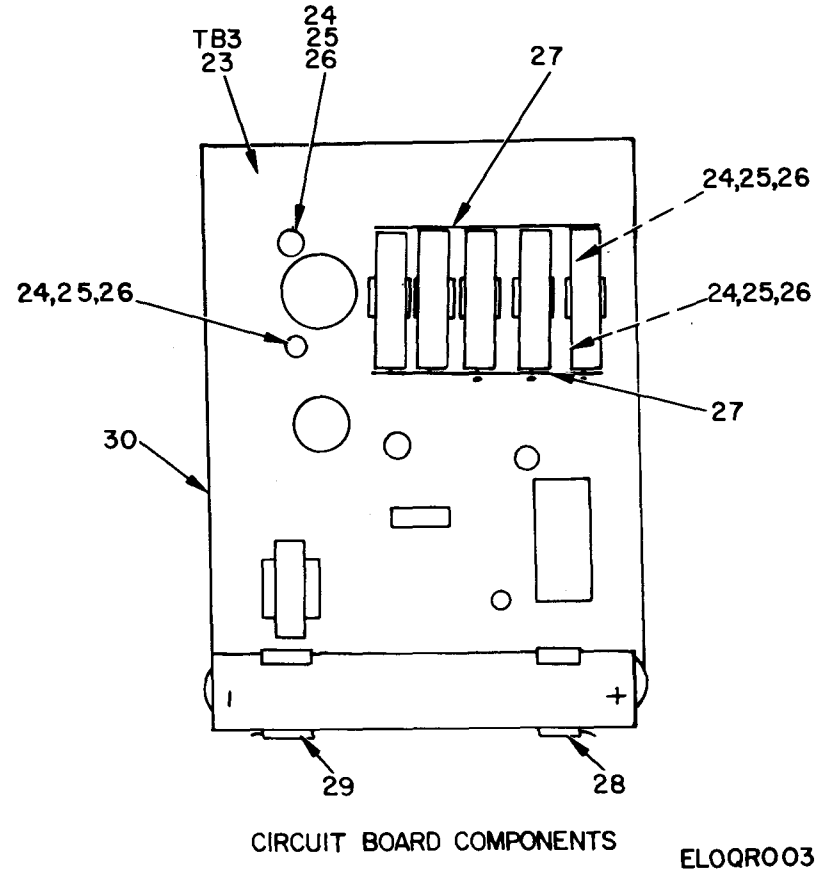
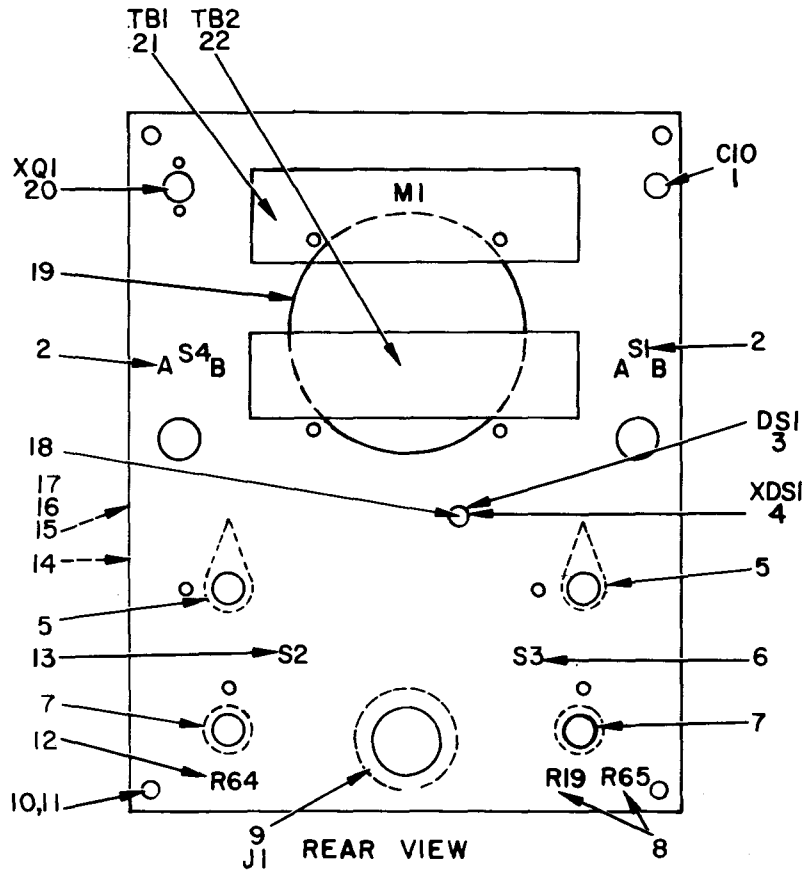


Figure 2. Cable Assembly, Special Purpose, Electrical.

SECTION II

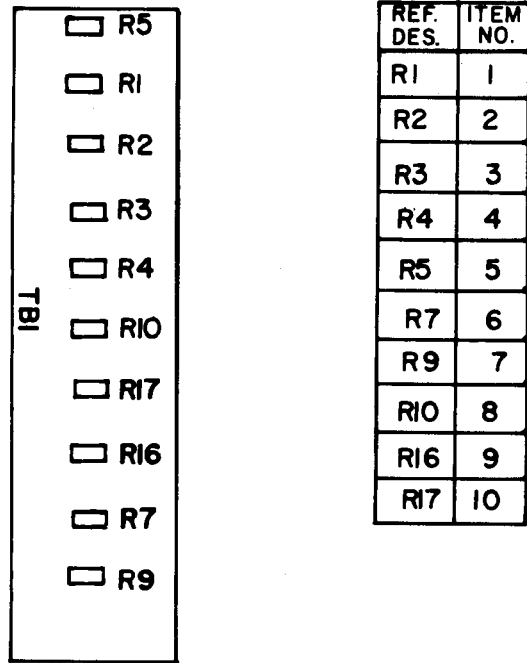
(1)	(2)	(3)	(4)	(5)	(6)	(7)	(8)
ILLUSTRATION							
(A)	(B)		NATIONAL		DESCRIPTION		QTY
FIG	ITEM	SMR	STOCK	PART			INC
NO.	NO.	CODE	NUMBER	NUMBER	FSCM	USABLE ON CODE	IN
							UNIT
GROUP 01 CABLE ASSEMBLY, SPECIAL PURPOSE,							
ELECTRICAL							
2	1	PAHZZ	5935-00-051-2086	00-2216-003	91662	CONNECTOR, PLUG, ELECTRICAL	EA 1
2	2	XDHZZ		30	76545	CLIP, ELECTRICAL	EA 1
2	3	PAOZZ	5975-00-628-7714	32	76545	INSULATOR, CLIP	EA 1



ELOQRO03

Figure 3. Front Panel Assembly.

SECTION II		(2)	(3)	(4)	(5)	(6)	(7)	(8)	
(1)	ILLUSTRATION								
(A)	(B)		NATIONAL			DESCRIPTION		QTY	
FIG	ITEM	SMR	STOCK	PART			USABLE ON CODE	INC	
NO.	NO.	CODE	NUMBER	NUMBER	FSCM			IN	
								UNIT	
GROUP 02 FRONT PANEL ASSEMBLY									
3	1	PAHZZ	5910-00-989-9450	33C41	56289	CAPACITOR, FIXED, CERAMIC DIELECTRIC		EA	1
3	2	PAHZZ	5930-00-828-0979	1023	83330	SWITCH, TOGGLE		EA	2
3	3	PAOZZ	6240-00-943-1513	39-604-1431	72619	LAMP, INCANDESCENT		EA	1
3	4	PAHZZ	6250-00-717-5871	7538XP50	72619	LAMPHOLDER		EA	1
3	5	PAOZZ	5355-00-616-9604	MS91528-1P2B	96906	KNOB		EA	2
3	6	PAHZZ	5930-00-044-5680	9.11E+08	94668	SWITCH, ROTARY		EA	1
3	8	PAHZZ	5905-00-044-5729	9.08E+08	94668	RESISTOR ASSEMBLY, VARIABLE		EA	2
3	9	PAHZZ	5935-00-051-2087	00-2215-003	91662	CONNECTOR, RECEPITAL, ELECTRICAL		EA	1
3	10	PAHZZ	5310-00542-0087	510-041810-01	78189	NUT, ASSEMBLED WASHER		EA	3
3	11	PAHZZ	5305-00-054-5648	MS51957-14	96906	SCREW, MACHINE		EA	7
3	12	PAHZZ	5905-00-879-4401	9.08E+08	94668	RESISTOR, VARIABLE		EA	1
3	13	PAHZZ	5930-00-772-7934	9.11E+08	94668	SWITCH, ROTARY		EA	1
3	14	PAHZZ	5961-00-066-0648	9.15E+08	94668	INSULATOR, TRANSISTOR		EA	1
3	15	PAHZZ	56310-00-938-2013	MS35649-24	96906	NUT, PLAIN, HEXAGON		EA	2
3	16	XDHZZ	5305-00-054-5638	MS51957-4	96906	SCREW, MACHINE		EA	2
3	17	XDHZZ		MS35338-77	96906	WASHER, FLAT		EA	2
3	18	PAHZZ	6250-00-916-2729	7538XP51	72619	CLIP, LAMPHOLDER		EA	1
3	19	PAHZZ	6625-00-167-9332	9.12E+08	94668	MULTIMETER, REPLACEMENT		EA	1
3	20	XDHZZ		3306	91662	SOCKET, TRANSISTOR		EA	1
3	21	XDHHH		SHEET3TB1	94668	TERMINAL BOARD ASSEMBLY		EA	1
3	22	XDHHH		SHEET3TB2	94668	TERMINAL BOARD ASSEMBLY		EA	1
3	23	XDHHH		SHEET1TB3	946668	CIRCUIT CARD ASSEMBLY		EA	1
3	24	XDHZZ		B01940100	94668	SPACER, ROD		EA	4
3	25	XDHZZ	5305-00-054-6652	MS51957-28	96906	SCREW, MACHINE		EA	4
3	26	XDHZZ		8.17E+08	94668	WASHER, NONMETALLIC		EA	4
3	27	PAHZZ	6135-00-087-1591	B01947900	94668	RETAINER, BATTERY		EA	2
3	28	PAHZZ	4935-00-815-9632	139	33470	RETAINER, BATTERY		EA	1
3	29	PAHZZ	6135-00-087-1600	182	33470	RETAINER, BATTERY		EA	1
3	30	XDHZZ		D01826900	94668	PANEL, FRONT		EA	1

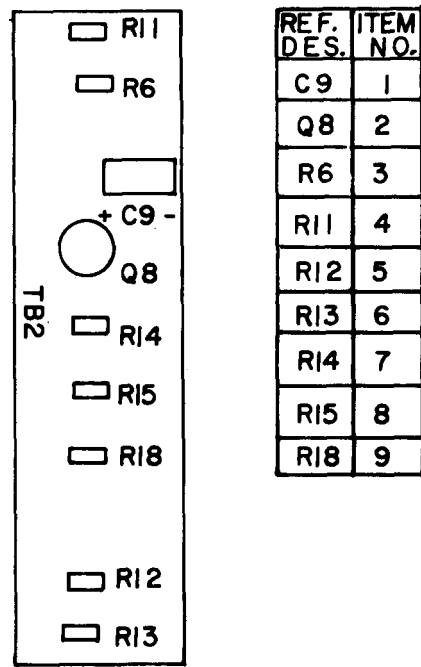


ELOQR004

Figure 4. Terminal Board Assembly TB1.

SECTION II

(1)	(2)	(3)	(4)	(5)	(6)	(7)	(8)
ILLUSTRATION							
(A)	(B)	NATIONAL			DESCRIPTION		QTY
FIG	ITEM	STOCK	PART			USABLE ON CODE	INC
NO.	NO.	NUMBER	NUMBER	FSCM			IN
							UNIT
GROUP 0201 TERMINAL BOARD ASSEMBLY TB1							
4	1	PAHZZ 5905-00-044-5717	A20-0R3F	14193	RESISTOR, FIXED, WIRE WOUND		EA 1
4	2	XDHZZ	A20-1R0F	14193	RESISTOR, FIXED, WIRE WOUND		EA 1
4	3	XDHZZ	A20-3R0F	14193	RESISITOR, FIXED, WIRE WOUND		EA 1
4	4	XDHZZ	A20-10R0F	14193	RESISITOR, FIXED, WIRE WOUND		EA 1
4	5	XDHZZ	SA20-R10F	14193	RESISTOR, FIXED, WIRE WOUND		EA 1
4	6	PAHZZ 5905-00-044-5728	DC1-2220F	19701	RESISTOR, FIXED, FILM		EA 1
4	7	XDHZZ	DC1-21040F	19701	RESISITOR, FIXED, FILM		EA 1
4	8	PAHZZ 5905-00-032-2631	DC1-24170F	19701	RESISITOR, FIXED, FILM		EA 1
4	9	PAHZZ 5905-00-190-8865	RC20GF274J	81349	RESISITOR, FIXED, COMPOSITION		EA 1
4	10	PAHZZ 5905-00-190-8865	RC20FG274J	81349	RESISTOR, FIXED, COMPOSITION		EA 1



ELOQR005

Figure 5. Terminal Board Assembly TB2.

SECTION II

(1)	(2)	(3)	(4)	(5)	(6)	(7)	(8)
ILLUSTRATION							
(A)	(B)						QTY
FIG	ITEM	SMR	NATIONAL STOCK	PART	DESCRIPTION		INC
NO.	NO.	CODE	NUMBER	NUMBER	FSCM	USABLE ON CODE	IN
							UNIT
GROUP 0202 TERMINAL BOARD ASSEMBLY TB2							
5	1	PAHZZ	5910-00-056-6144	TE1119	56289	CAPACITOR, FIXED, ELECTROLYTIC	EA 1
5	2	XDHZZ		2N508	81349	TRANSISTOR	EA 1
5	3	PAHZZ	5905-00-195-6806	RC20GF102J	81349	RESISTOR, FIXED, COMPOSITION	EA 1
5	4	PAHZZ	5905-00-186-3008	RC20GF101K	81349	RESISTOR, FIXED, COMPOSITION	EA 1
5	5	PAHZZ	5905-00-192-3973	RC20GF47LJ	81349	RESISTOR, FIXED, COMPOSITION	EA 1
5	6	PAHZZ	5905-00-185-8510	RC20GF103J	81349	RESISTOR, FIXED, COMPOSITION	EA 1
5	7	PAHZZ	5905-00-279-1945	RC42GF180K	81349	RESISITOR, FIXED, COMPOSITION	EA 1
5	8	PAHZZ	5905-00-192-3981	RC20GF124J	81349	RESISITOR, FIXED, COMPOSITION	EA 1
5	9	PAHZZ	5905-00-279-2019	RC20FG512J	81349	RESISTOR, FIXED, COMPOSITION	EA 1

SECTION II		(2)	(3)	(4)	(5)	(6)	(7)	(8)
(1)	ILLUSTRATION							QTY
FIG	(A) (B) ITEM	SMR	NATIONAL STOCK	PART	FSCM	DESCRIPTION	USABLE ON CODE	INC
NO.	NO.	CODE	NUMBER	NUMBER				IN
							U/M	UNIT
GROUP 0203 CIRCUIT CARD ASSEMBLY								
6	1	PAHZZ	5910-00-056-6144	VL1174	56289	CAPACITOR, FIXED, ELECTROLYTIC		EA 6
6	2	PAHZZ	5910-00-044-5707	EC1-215B1B223M2	14752	CAPACITOR, FIXED, PLASTIC		EA 1
6	3	PAHZZ	5910-00-989-9450	33C41	56289	CAPACITOR, FIXED, CERAMIC DIELECTRIC		EA 3
6	4	PAHZZ	5910-00-044-5708	EC1-250B1B224-2	14752	CAPACITOR, FIXED, PLASTIC		EA 2
6	5	PAHZZ	5910-00-044-5706	EC1-250B1B205K	14752	CAPACITOR, FIXED, PLASTIC		EA 2
6	6	PAHZZ	5910-00-050-2004	HY330	56289	CAPACITOR, FIXED, CERAMIC DIELECTRIC		EA 2
6	7	PAHZZ	5910-00-058-8561	10TSS20	56289	CAPACITOR, FIXED, PLASTIC		EA 1
6	9	PAHZZ	5961-00-044-5736	1N34AG	93332	SEMICONDUCTOR DEVICE, DIODE		EA 4
6	10	PAHZZ	5950-00-772-7908	9.09E+08	94668	REACTOR		EA 1
6	11	PAHZZ	5950-00-032-2613	9.09E+08	94668	REACTOR		EA 1
6	13	PAHZZ	5961-00-082-3854	2N712	80131	TRANSISTOR		EA 3
6	14	PAHZZ	5961-0985-9134	2N404	80131	TRANSISTOR		EA 2
6	15	XDHZZ		2N508	81349	TRANSISTOR		EA 2
6	16	PAHZZ	5905-00-135-3975	RC07GF680K	81349	RESISTOR, FIXED, COMPOSITION		EA 1
6	17	PAHZZ	5905-00-681-9021	RC07GF824J	81349	RESISTOR, FIXED, COMPOSITION		EA 2
6	18	PAHZZ	5905-00-683-2243	RC07FG151J	81349	RESISTOR, FIXED, COMPOSITION		EA 2
6	19	PAHZZ	5905-00-844-6482	11510K	11236	RESISITOR, VARIABLE		EA 1
6	20	PAHZZ	5905-00-114-5343	RC07FG182K	81349	RESISITOR, FIXED, COMPOSITION		EA 1
6	21	PAHZZ	5905-00-686-3369	RC07FG331J	81349	RESISITOR, FIXED, COMPOSITION		EA 1
6	22	PAHZZ	5905-00-683-2238	RC07FG103J	81349	RESISTOR, FIXED, COMPOSITION		EA 1
6	23	PAHZZ	5905-00-726-4413	RC07FG123J	81349	RESISITOR, FIXED, COMPOSITION		EA 3
6	24	PAHZZ	5905-00-725-6995	RC07FG271K	81349	RESISITOR, FIXED, COMPOSITION		EA 1
6	25	PAHZZ	5905-00-687-0353	RC07FG125J	81349	RESISITOR, FIXED, COMPOSITION		EA 1
6	26	PAHZZ	5905-00-687-0001	RC07FG225J	81349	RESISTOR, FIXED, COMPOSITION		EA 1
6	27	PAHZZ	5905-00-683-2240	RC07FG221J	81349	RESISITOR, FIXED, COMPOSITION		EA 1
6	28	PAHZZ	5905-00-141-0717	RC07FG473K	81349	RESISITOR, FIXED, COMPOSITION		EA 2
6	29	PAHZZ	5905-00-171-1998	RC20FG333J	81349	RESISITOR, FIXED, COMPOSITION		EA 1
6	30	PAHZZ	5905-00-691-0195	RC07FG562J	81349	RESISITOR, FIXED, COMPOSITION		EA 1
6	31	PAHZZ	5905-00-119-3505	RC07FG863J	81349	RESISITOR, FIXED, COMPOSITION		EA 1
6	32	PAHZZ	5905-00-811-0674	RC07FG391K	81349	RESISITOR, FIXED, COMPOSITION		EA 2
6	33	PAHZZ	5905-00-683-7721	RC07FG101J	81349	RESISITOR, FIXED, COMPOSITION		EA 1
6	34	PAHZZ	5905-00-683-2247	RC07FG121J	81349	RESISITOR, FIXED, COMPOSITION		EA 1
6	35	PAHZZ	5905-00-116-8555	RC07FG153K	81349	RESISITOR, FIXED, COMPOSITION		EA 1
6	36	PAHZZ	5905-00-817-7971	RC07FG100J	81349	RESISITOR, FIXED, COMPOSITION		EA 2
6	37	PAHZZ	5950-00-110-1122	90990011	94668	TRANSFORMER, AUDIO FREQUENCY		EA 1
6	38	PAHZZ	5950-00-854-2815	9.1E+08	94668	TRANSFOMER, AUDIO FREQUENCY		EA 1

SECTION IV

NATIONAL STOCK NUMBER AND PART NUMBER INDEX

NOTE: LATEST NATIONAL STOCK NUMBER AND PART NUMBER ASSIGNMENTS ARE INCLUDED AT END OF INDEX.

STOCK NUMBER	FIGURE NO.	ITEM NO.	STOCK NUMBER	FIGURE NO.	ITEM NO.
5950-00-032-2613	6	11	5905-00-192-3973	5	5
5905-00-032-2631	4	8	5905-00-192-3981	5	8
5930-00-044-5680	3	6	5905-00-195-6806	5	3
5910-00-044-5706	6	5	5905-00-279-1945	5	7
5910-00-044-5707	6	2	5905-00-279-2019	5	9
5910-00-044-5708	6	4	5905-00-279-2626	4	10
5905-00-044-5717	4	1	6625-00-329-2595	1	11
5905-00-044-5728	4	6	5355-00-543-0789	3	7
5905-00-044-5729	3	8	5310-00-595-6211	1	6
5961-00-044-5736	6	9	5975-00-628-7714	2	3
5910-00-050-2004	6	6	5905-00-681-9021	6	17
5935-00-051-2086	2	1	5905-00-683-2238	6	22
5935-00-051-2087	3	9	5905-00-683-2240	6	27
5305-00-054-5638	3	16	5905-00-683-2243	6	18
5305-00-054-5647	1	13	5905-00-683-2247	6	34
5305-00-054-5648	3	11	5905-00-683-7721	6	33
5305-00-054-5649	1	5	5905-00-686-3369	6	21
5305-00-054-6650	1	14	5905-00-687-0001	6	26
5305-00-054-6652	3	25	5905-00-687-0353	6	25
5305-00-054-6668	1	10	5905-00-691-0195	6	30
5910-00-056-6144	5	1	6250-00-717-5871	3	4
5910-00-056-6144	6	1	5905-00-725-6995	6	24
5910-00-057-0100	6	8	5905-00-726-4413	6	23
5910-00-058-8561	6	7	5950-00-772-7908	6	10
5961-00-066-0648	3	14	5950-00-772-7916	6	12
5961-00-082-3854	6	13	5930-00-772-7934	3	13
6135-00-087-1591	3	27	5905-00-811-0674	6	32
6135-00-087-1600	3	29	4935-00-815-9632	3	28
6625-00-087-1741	1	15	5905-00-817-7971	6	36
5950-00-110-1122	6	37	5930-00-828-0979	3	2
6625-00-167-9332	3	19	5905-00-844*-6482	6	19
6625-00-167-9332	3	19	5905-00-844-6482	6	19
5905-00-171-1998	6	29	5950-00-854-2815	6	38
5905-00-185-8510	5	6	5905-00-879-4401	3	12
5905-00-186-3008	5	4	6250-00-916-2729	3	18
5905-00-190-8865	4	9	6240-00-943-1513	3	3

PART NUMBER	FSCM	FIG NO	ITEM NO	PART NUMBER	FSCM	FIG NO	ITEM NO
A02346200	94668	1	2	RC07FG221J	8349	6	27
A20-OR3F	14193	4	1	RC07FG225J	81349	6	26
A20-1R0F	14193	4	2	RC07FG271K	81349	6	24
20-10R0FA	14193	4	4	RC07FG331J	81349	6	21
A20-3R0F	14193	4	3	RC07FG391K	81349	6	32
B01940100	94668	3	24	RC07FG473K	81349	6	28
B01947400	94668	1	16	RC07FG562J	81349	6	30
B01947900	94668	3	27	RC07FG680K	81349	6	16
C02005900	94668	1	15	RC07FG683J	81349	6	31
DC1-21040F	19701	4	7	RC07FG824J	81349	6	17
DC1-22220F	19701	4	6	RC20FG101K	81349	5	4
DC1-24170F	19701	4	8	RC20FG102J	81349	5	3
DPMS2P1	88419	6	8	RC20FG103J	81349	5	6
D01826900	94668	3	30	RC20F124J	81349	5	8
D02006000	94668	1	1	RC20FG274J	81349	4	9
EC1-215B1B223M2	14752	6	2	RC20FG333J	81349	6	29
EC1-250B1B205K	14752	6	5	RC20FG471J	81349	5	5
EC1-250B1B224-2	14752	6	4	RC20FG512J	81349	5	9
HY330	56289	6	6	RC32FG681J	81349	4	10
MS15795-803	96906	1	6	RC42FG180K	81349	5	7
MS35338-77	96906	3	17	SA20-R10F	14193	4	5
MS35649-24	96906	3	15	SHEET1TB3	94668	3	23
MS51957-13	96906	1	13	SHEET2	94436	1	7
MS51957-14	96906	3	11	SHEET3TB1	94468	3	21
MS51957-15	96906	1	5	SHEET3TB2	94668	3	22
MS51957-26	96906	1	14	TE1119	56289	5	1
MS51957-28	96906	3	25	VL1174	56289	6	1
MS51957-4	96906	3	16	00-2215-003	91662	3	9
MS51957-43	96906	1	10	00-2216-003	91662	2	1
MS91528-1N2D	96906	3	7	1N34AG	93332	6	9
MS91528-1P2B	96906	3	5	10TSS20	56289	6	7
RC07FG100J	81349	6	36	1023	83330	3	2
RC07FG101J	81349	6	33	115-10K	11236	6	19
RC07FG103J	81349	6	22	139	33470	3	28
RC07FG121J	81349	6	34	182	33470	3	29
RC07FG123J	81349	6	23	2C2712	80131	6	13
RC07FG125J	81349	6	25	2N404	80131	6	14
RC07FG151J	81349	6	18	2N508	3984	5	2
RC07FG153K	81349	6	35	2N508	81349	6	15
RC07FG182K	81349	6	20	30	76545	2	2

NATIONAL STOCK NUMBER AND PART NUMBER INDEX

PART NUMBER	FSCM	FIG. NO.	ITEM NO.	PART NUMBER	FSCM	FIG. NO.	ITEM NO.
32	76545	2	3	9.09E+08	94668	6	11
33C41	56289	3	1	9.09E+08	94668	6	12
33C41	56289	6	3	9.1E+09	94668	6	37
3306	91622	3	20	9.1E+08	94668	6	38
39-604-1431	72619	3	3	9.11E+08	94668	3	6
446N	21192	1	8	9.11E+08	94668	3	13
510-041810-01	78189	1	4	9.12E+08	84668	3	19
510-041810-01	78189	3	10	9.15E+08	94668	3	14
7538XP50	72619	3	4	9.17E+08	94668	1	12
7538XP51	72619	3	18	9.18E+08	94668	1	3
8.17E+08	94668	3	26	9.21E+08	94668	1	9
9.08E+08	94668	3	8	9.5E+08	94668	1	11
9.09E+08	94668	6	10				

LATEST NATIONAL STOCK NUMBER ASSIGNMENTS

STOCK NUMBER	FIGURE NO.	ITEM NO.
5905-00-114-5343	6	20
5905-00-116-8555	6	35
5905-00-119-3505	6	31
5905-00-135-3975	6	16
5905-00-141-0717	6	28
5310-00-542-0087	3	10
5355-00-616-9604	3	5
5910-00-938-2013	3	15
5961-00-985-9134	6	14
5910-00-989-9450	3	1
5910-00-989-9450	6	3

By Order of the Secretary of the Army:

FRED C. WEYAND
General, United States Army
Chief of Staff

Official:

PAUL T. SMITH
Major General, United States Army
The Adjutant General

DISTRIBUTION:

Active Army:

USASA (2)	11-85
COE (1)	11-86
TSG (1)	11-87
USAARENBD (1)	11-117
DARCOM (1)	11-127
MICOM (2)	11-500(AA-AC)
TECOM (2)	17
TRADOC (2)	29-1
OS Maj Comd (4)	29-11
LOGCOMD (3)	29-15
USACC (4)	29-16
USACC-EUR (2)	29-17
USACC-SO (2)	29-21
MDW (1)	29-25
Armies (2)	29-35
Corps (2)	29-36
Instl (2) except	29-37
Ft Gillem (10)	29-41
Ft Gordon (10)	29-55
Ft Huachuca (10)	29-57
Ft Carson (5)	29-85
SMD (30)	29-86
LBAD (14)	29-87
TOAD (14)	29-105
SHAD (3)	29-109
HISA (Ft Monmouth) (33)	29-134
Ft Richardson (ECOM Ofc) (2)	29-136
Svc Colleges (1)	29-245
USASESS (5)	29-247
USAICS (3)	32-56
USAADS (2)	32-57
USAFAS (2)	37
USAARMS (2)	44-2
USAIS (2)	44-12
USAES (2)	44-236
USAAVNS (2)	44-536
MAAG (1)	44-568
USARMIS (1)	55-89
USAERDAA (1)	55-99
USAERDAW (1)	55-405
Sig FLDMS (1)	55-406
USASATC&S (2)	55-407
Units org under fol TOE:—1 ea.	55-457
6-615	55-458
6-616	57
7	57-100
11-16	67
11-38	

ARGN: State AG: (CA, HI, IL, IN, KY, MA, MN, MS, MT, NB, NJ, ND, OH, OR, SD, WI) (3 cys ea.)

USAR: None.

For explanation of abbreviations used, see AR 310-50.

RECOMMENDED CHANGES TO EQUIPMENT TECHNICAL MANUALS



SOMETHING WRONG WITH THIS MANUAL?

THEN... JOT DOWN THE DOPE ABOUT IT ON THIS FORM, TEAR IT OUT, FOLD IT AND DROP IT IN THE MAIL!

FROM: (YOUR UNIT'S COMPLETE ADDRESS)

Commander
Stateside Army Depot
ATTN: AMSTA-US
Stateside, N.J. 07703

DATE 10 July 1975

PUBLICATION NUMBER

TM 11-5840-340-12

DATE

23 Jan 74

TITLE

Radar Set AN/PSC-76

BE EXACT... PIN-POINT WHERE IT IS

PAGE NO.	PARA-GRAPH	FIGURE NO.	TABLE NO.
----------	------------	------------	-----------

2-25	2-28		
3-10	3-3		3-1
5-6	5-8		

FO3

IN THIS SPACE TELL WHAT IS WRONG AND WHAT SHOULD BE DONE ABOUT IT:

Recommend that the installation antenna alignment procedure be changed throughout to specify a 2° IFF antenna lag rather than 1°.

REASON: Experience has shown that with only a 1° lag, the antenna servo system is too sensitive to wind gusting in excess of 25 knots, and has a tendency to rapidly accelerate and decelerate as it hunts, causing strain to the drive train. Hunting is minimized by adjusting the lag to 2° without degradation of operation.

Item 5, Function column. Change "2 db" to "3db."

REASON: The adjustment procedure for the TRANS POWER FAULT indicator calls for a 3 db (500 watts) adjustment to light the TRANS POWER FAULT indicator.

Add new step f.1 to read, "Replace cover plate removed in step e.1, above."

REASON: To replace the cover plate.

Zone C 3. On J1-2, change "+24 VDC to "+5 VDC."

REASON: This is the output line of the 5 VDC power supply. + 24 VDC is the input voltage.

TEAR ALONG DOTTED LINE

TYPED NAME, GRADE OR TITLE, AND TELEPHONE NUMBER

SSG I. M. DeSpirito 999-1776

SIGN HERE:

SSG I. M. DeSpirito

DA FORM 2028-2 (TEST)

1 AUG 74

P.S.--IF YOUR OUTFIT WANTS TO KNOW ABOUT YOUR MANUAL "FIND," MAKE A CARBON COPY OF THIS AND GIVE IT TO YOUR HEADQUARTERS.

HISA 1686-75

RECOMMENDED CHANGES TO EQUIPMENT TECHNICAL MANUALS



THEN...JOT DOWN THE DOPE ABOUT IT ON THIS FORM, TEAR IT OUT, FOLD IT AND DROP IT IN THE MAIL!

SOMETHING WRONG WITH THIS MANUAL?

FROM: (YOUR UNIT'S COMPLETE ADDRESS)

DATE

PUBLICATION NUMBER

DATE

TITLE

BE EXACT...PIN-POINT WHERE IT IS

IN THIS SPACE TELL WHAT IS WRONG AND WHAT SHOULD BE DONE ABOUT IT:

PAGE NO.	PARA-GRAPH	FIGURE NO.	TABLE NO.
----------	------------	------------	-----------

TEAR ALONG DOTTED LINE

TYPED NAME, GRADE OR TITLE, AND TELEPHONE NUMBER

SIGN HERE:

DA FORM 1 AUG 74 2028-2 (TEST)

P.S.--IF YOUR OUTFIT WANTS TO KNOW ABOUT YOUR MANUAL "FIND," MAKE A CARBON COPY OF THIS AND GIVE IT TO YOUR HEADQUARTERS.

FILL IN YOUR
UNIT'S ADDRESS

FOLD BACK

DEPARTMENT OF THE ARMY

OFFICIAL BUSINESS
PENALTY FOR PRIVATE USE, \$300

POSTAGE AND FEES PAID
DEPARTMENT OF THE ARMY
DOD-314



Commander
US Army Electronics Command
ATTN: DRSEL-MA-Q
Fort Monmouth, New Jersey 07703

TEAR ALONG DOTTED LINE

FOLD BACK

REVERSE OF DA FORM 2026-2 (TEST)

FILL IN YOUR
UNIT'S ADDRESS

FOLD BACK

DEPARTMENT OF THE ARMY

OFFICIAL BUSINESS
PENALTY FOR PRIVATE USE, \$300

POSTAGE AND FEES PAID
DEPARTMENT OF THE ARMY
DOD-314



Commander
US Army Electronics Command
ATTN: DRSEL-MA-Q
Fort Monmouth, New Jersey 07703

TEAR ALONG DOTTED LINE

FOLD BACK

REVERSE OF DA FORM 2028-2 (TEST)

RECOMMENDED CHANGES TO EQUIPMENT TECHNICAL MANUALS



THEN... JOT DOWN THE DOPE ABOUT IT ON THIS FORM, TEAR IT OUT, FOLD IT AND DROP IT IN THE MAIL!

SOMETHING WRONG WITH THIS MANUAL?

FROM: (YOUR UNIT'S COMPLETE ADDRESS)

DATE

PUBLICATION NUMBER

DATE

TITLE

BE EXACT... PIN-POINT WHERE IT IS

IN THIS SPACE TELL WHAT IS WRONG AND WHAT SHOULD BE DONE ABOUT IT:

PAGE NO.

PARA-GRAPH

FIGURE NO.

TABLE NO.

TEAR ALONG DOTTED LINE

TYPED NAME, GRADE OR TITLE, AND TELEPHONE NUMBER

SIGN HERE:

DA FORM 2028-2 (TEST)
1 AUG 74

P.S.--IF YOUR OUTFIT WANTS TO KNOW ABOUT YOUR MANUAL "FIND," MAKE A CARBON COPY OF THIS AND GIVE IT TO YOUR HEADQUARTERS.

FILL IN YOUR
UNIT'S ADDRESS

FOLD BACK

DEPARTMENT OF THE ARMY

OFFICIAL BUSINESS

PENALTY FOR PRIVATE USE, \$300

POSTAGE AND FEES PAID
DEPARTMENT OF THE ARMY
DOD-314



Commander
US Army Electronics Command
ATTN: DRSEL-MA-Q
Fort Monmouth, New Jersey 07703

FOLD BACK

TEAR ALONG DOTTED LINE

REVERSE OF DA FORM 2028-2 (TEST)

THE METRIC SYSTEM AND EQUIVALENTS

NEAR MEASURE

1 Centimeter = 10 Millimeters = 0.01 Meters = 0.3937 Inches
 1 Meter = 100 Centimeters = 1000 Millimeters = 39.37 Inches
 1 Kilometer = 1000 Meters = 0.621 Miles

WEIGHTS

1 Gram = 0.001 Kilograms = 1000 Milligrams = 0.035 Ounces
 1 Kilogram = 1000 Grams = 2.2 lb.
 1 Metric Ton = 1000 Kilograms = 1 Megagram = 1.1 Short Tons

LIQUID MEASURE

1 Milliliter = 0.001 Liters = 0.0338 Fluid Ounces
 1 Liter = 1000 Milliliters = 33.82 Fluid Ounces

SQUARE MEASURE

1 Sq. Centimeter = 100 Sq. Millimeters = 0.155 Sq. Inches
 1 Sq. Meter = 10,000 Sq. Centimeters = 10.76 Sq. Feet
 1 Sq. Kilometer = 1,000,000 Sq. Meters = 0.386 Sq. Miles

CUBIC MEASURE

1 Cu. Centimeter = 1000 Cu. Millimeters = 0.06 Cu. Inches
 1 Cu. Meter = 1,000,000 Cu. Centimeters = 35.31 Cu. Feet

TEMPERATURE

$5/9(^{\circ}\text{F} - 32) = ^{\circ}\text{C}$
 212° Fahrenheit is equivalent to 100° Celsius
 90° Fahrenheit is equivalent to 32.2° Celsius
 32° Fahrenheit is equivalent to 0° Celsius
 $9/5^{\circ}\text{C} + 32 = ^{\circ}\text{F}$

APPROXIMATE CONVERSION FACTORS

TO CHANGE	TO	MULTIPLY BY
Inches	Centimeters	2.540
Feet	Meters	0.305
Yards	Meters	0.914
Miles	Kilometers	1.609
Square Inches	Square Centimeters	6.451
Square Feet	Square Meters	0.093
Square Yards	Square Meters	0.836
Square Miles	Square Kilometers	2.590
Acres	Square Hectometers	0.405
Cubic Feet	Cubic Meters	0.028
Cubic Yards	Cubic Meters	0.765
Fluid Ounces	Milliliters	29.573
its	Liters	0.473
arts	Liters	0.946
allons	Liters	3.785
Ounces	Grams	28.349
Pounds	Kilograms	0.454
Short Tons	Metric Tons	0.907
Pound-Feet	Newton-Meters	1.356
Pounds per Square Inch	Kilopascals	6.895
Miles per Gallon	Kilometers per Liter	0.425
Miles per Hour	Kilometers per Hour	1.609

TO CHANGE	TO	MULTIPLY BY
Centimeters	Inches	0.394
Meters	Feet	3.280
Meters	Yards	1.094
Kilometers	Miles	0.621
Square Centimeters	Square Inches	0.155
Square Meters	Square Feet	10.764
Square Meters	Square Yards	1.196
Square Kilometers	Square Miles	0.386
Square Hectometers	Acres	2.471
Cubic Meters	Cubic Feet	35.315
Cubic Meters	Cubic Yards	1.308
Milliliters	Fluid Ounces	0.034
Liters	Pints	2.113
Liters	Quarts	1.057
ers	Gallons	0.264
ms	Ounces	0.035
ograms	Pounds	2.205
Metric Tons	Short Tons	1.102
Newton-Meters	Pounds-Feet	0.738
Kilopascals	Pounds per Square Inch	0.145
ometers per Liter	Miles per Gallon	2.354
ometers per Hour	Miles per Hour	0.621

