

TECHNICAL MANUAL

ORGANIZATIONAL MAINTENANCE REPAIR PARTS AND SPECIAL TOOLS LISTS

FOR

SWITCHBOARDS, TELEPHONE, MANUAL

SB-22/PT (NSN 5805-00-257-3602)

AND

SB-22A/PT (NSN 5805-00-715-6171)

HEADQUARTERS, DEPARTMENT OF THE ARMY

MAY 1978

TECHNICAL MANUAL }
 No. 11-5805-262-20P }

HEADQUARTERS
 DEPARTMENT OF THE ARMY
 WASHINGTON, DC, 22 May 1978

ORGANIZATIONAL MAINTENANCE REPAIR PARTS AND SPECIAL TOOLS LISTS
 FOR
 SWITCHBOARDS, TELEPHONE, MANUAL
 SB-22/PT (NSN 5805-00-257-3602)
 AND
 SB-22A/PT (NSN 5805-00-715-6171)

Current as of 17 November 1977

REPORTING OF ERRORS

You can improve this manual by recommending improvements using DA Form 2028-2 (Test) located in the back of the manual. Simply tear out the self-addressed form, fill it out as shown on the sample, fold it where shown, and drop it in the mail.

If there are no blank DA Forms 2028-2 (Test) in the back of your manual, use the standard DA Form 2028 (Recommended Changes to Publications and Blank Forms) and forward to the Commander, US Army Communications and Electronics Materiel Readiness Command, ATTN: DRSEL-MA-Q, Fort Monmouth, NJ 07703.

In either case, a reply will be furnished direct to you.

TABLE OF CONTENTS

			Illus Figure
SECTION I.	Introduction _____	1	
	II. Repair parts list _____	5	
Group	00 Switchboards, Telephone, Manual SB-22/PT and SB-22A/PT _____	5	1,2
	01 Telephone Circuit, Operators TA-221/PT _____	9	3
	02 Telephone Circuit, Line Jack TA-222/PT _____	11	4
	03 Handset-Headset H-14()/U (See TM 11-5965-206-14P for parts)		
	04 Accessory Kit MX-2915/PT (A Model only) _____	13	6
	0401 Telephone Circuit, Line Jack TA-222/PT (Same as group 02)		
	0402 Telephone Circuit, Trunk Jack TA-326/PT -----	15	6
	05 Accessory Kit MX-230/PT and MX-230A/PT (Plain Model only) -----	19	7
	0501 Telephone Circuit, Line Jack TA-222/PT (Same as group 02)		
SECTION III.	Special tools list (Not applicable)		
	IV. National stock number and part number index -----	20	

* This manual supersedes TM 11-5805-262-20P, 1 December 1971.

SECTION I INTRODUCTION

1. Scope

This manual lists spares and repair parts; special tools; special test, measurement, and diagnostic equipment (TMDE), and other special support equipment required for performance of organizational maintenance of the SB-22/PT and SB-22A/PT. It authorizes the requisitioning and issue of spares and repair parts as indicated by the source and maintenance codes.

2. General

This Repair Parts and Special Tools List is divided into the following sections:

a. Section II—Repair Parts List. A list of spares and repair parts authorized for use in the performance of maintenance. The list also includes parts which must be removed for replacement of the authorized parts. Parts lists are composed of functional groups in numeric sequence, with the parts in each group listed in figure and item number sequence.

b. Section III.—Special Tools List. Not applicable.

c. Section IV.—National Stock Number and Part Number Index. A list, in National item identification number (NIIN) sequence, of all National stock numbers (NSN) appearing in the listings, followed by a list, in alphameric sequence, of all part numbers appearing in the listings. National stock numbers and part numbers are cross-referenced to each illustration figure and item number appearance.

3. Explanation of Columns

a. Illustration. This column is divided as follows:

(1) *Figure number.* Indicates the figure number of the illustration on which the item is shown.

(2) *Item number.* The number used to identify item called out in the illustration.

b. Source, Maintenance, and Recoverability (SMR) Codes.

(1) *Source code.* Source codes indicate the manner of acquiring support items for maintenance, repair, or overhaul of end items. Source

codes are entered in the first and second positions of the Uniform SMR Code format as follows:

<i>Code</i>	<i>Definition</i>
PA-Item procured and stocked for anticipated or known usage.	

NOTE

Cannibalization or salvage may be used as a source of supply for any items source coded above except those coded XA and aircraft support items as restricted by AR 700-42.

(2) *Maintenance code.* Maintenance codes are assigned to indicate the levels of maintenance authorized to USE and REPAIR support items. The maintenance codes are entered in the third and fourth positions of the Uniform SMR Code format as follows:

(a) The maintenance code entered in the third position will indicate the lowest maintenance level authorized to remove, replace, and use the support item. The maintenance code entered in the third position will indicate the following levels of maintenance:

<i>Code</i>	<i>Application/Explanation</i>
C-Crew or operator maintenance performed within organizational maintenance.	
O-Support item is removed, replaced, used at the organizational level.	

(b) The maintenance code entered in the fourth position indicates whether the item is to be repaired and identifies the lowest maintenance level with the capability to perform complete repair (i.e., all authorized maintenance functions). This position will contain one of the following maintenance codes:

<i>Code</i>	<i>Application/Explanation</i>
F-The lowest maintenance level capable of complete repair of the support item is the direct support level.	
Z-Nonreparable. No repair is authorized.	

(3) *Recoverability code.* Recoverability codes are assigned to support items to indicate the disposition action on unserviceable items. The re-

coverability code is entered in the fifth position of the Uniform SMR Code format as follows:

Recoverability Codes

Definition

Z-Nonreparable item. When unserviceable, condemn and dispose at the level indicated in position 3.

F-Reparable item. When uneconomically reparable, condemn and dispose at the direct support level.

c. National Stock Number. Indicates the National stock number assigned to the item and will be used for requisitioning purposes.

d. Part Number. Indicates the primary number used by the manufacturer (individual, company, firm, corporation, or Government activity), which controls the design and characteristics of the item by means of its engineering drawings, specifications, standards, and inspection requirements, to identify an item or range of items.

NOTE

When a stock-numbered item is requisitioned, the repair part received may have a different part number than the part being replaced.

e. Federal Supply Code for Manufacturer (FSCM). The FSCM is a 5-digit numeric code listed in SB 708-42 which is used to identify the manufacturer, distributor, or Government agency, etc.

f. Description. Indicates the Federal item name and, if required, a minimum description to identify the item.

g. Unit of Measure (U/M). Indicates the standard of the basic quantity of the listed item as used in performing the actual maintenance function. This measure is expressed by a two-character alphabetical abbreviation (e.g., ea, in, pr, etc). When the unit of measure differs from the unit of issue, the lowest unit of issue that will satisfy the required units of measure will be requisitioned.

h. Quantity Incorporated in Unit. Indicates the quantity of the item used in the breakout shown on the illustration figure, which is prepared for a functional group, subfunctional group, or an assembly.

4. Special Information

a. Usable on codes are shown in the description column. Uncoded items are applicable to all models. Identification of the usable on codes used in this publication are:

<i>Code</i>	<i>Used on</i>
512	SB-22/PT
ABK	SB-22A/PT

b. The following publications pertain to the the SB-22/PT, SB-22A/PT and its components:

TM 11-5805-262-12, Switchboards, Telephone, Manual SB-22/PT and SB-22A/PT

TM 11-5965-206-14P, Headset-Microphone H-91A/U; Handset-Headset H-144/U, H-144A/U, H-144B/U, and H-144C/U; and Headset-Microphone H-210/G

c. The illustrations in this manual are identical to those published in TM 11-5805-262-34P. Only those parts assigned the third position SMR maintenance code "C" or "O" are listed in the tabular listing; therefore, there may be a break in the item number sequence. Only illustrations containing organizational authorized items appear in this manual.

5. How to Locate Repair Parts

a. When National stock number or part number is unknown:

(1) *First.* Using the table of contents, determine the functional group within which the item belongs. This is necessary since illustrations are prepared for functional groups and listings are divided into the same groups.

(2) *Second.* Find the illustration covering the functional group to which the item belongs.

(3) *Third.* Identify the item on the illustration and note the illustration figure and item number of the item.

(4) *Fourth.* Using the Repair Parts Listing, find the figure and item number noted on the illustration.

b. When National stock number or part number is known.

(1) *First.* Using the Index of National Stock Numbers and Part Numbers, find the pertinent National stock number or part number. This index

is in NIIN sequence, followed by a list of part numbers in alphameric sequence, cross-referenced to the illustration figure number and item number.

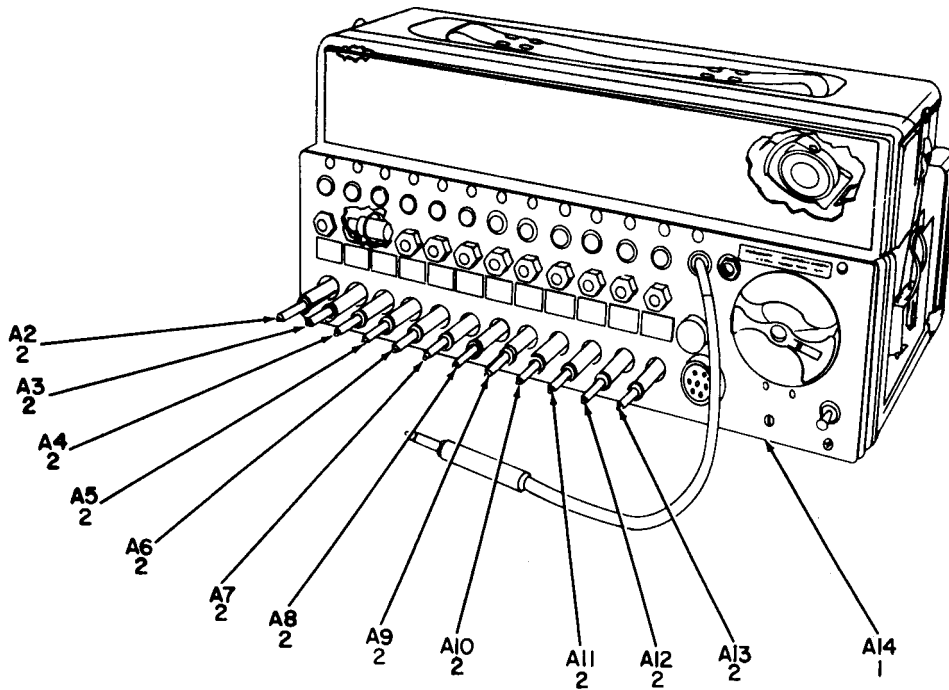
(2) *Second.* After finding the figure and item

number, locate the figure and item number in the repair parts list.

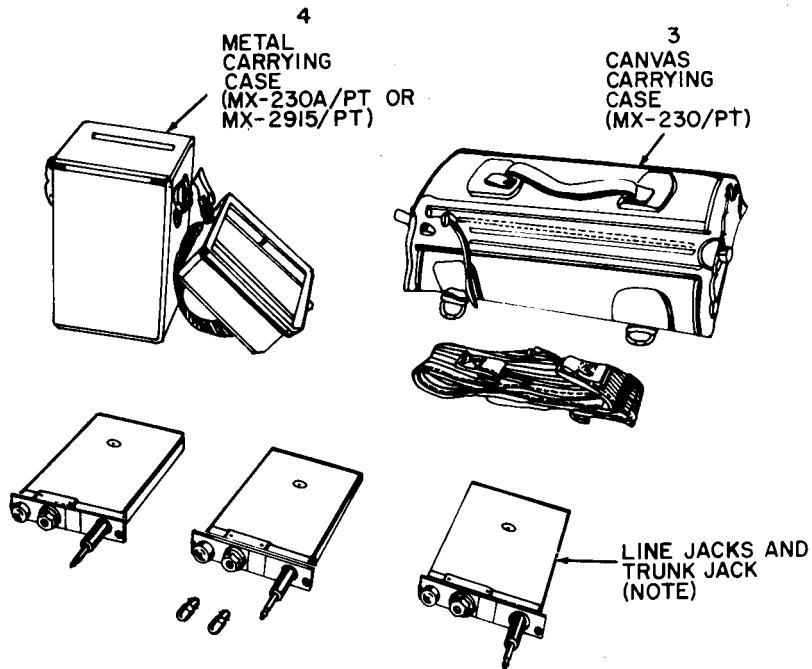
6. Abbreviations

(Not applicable.)

(Next printed page is 4)



SWITCH BOARD



ACCESSORY KIT

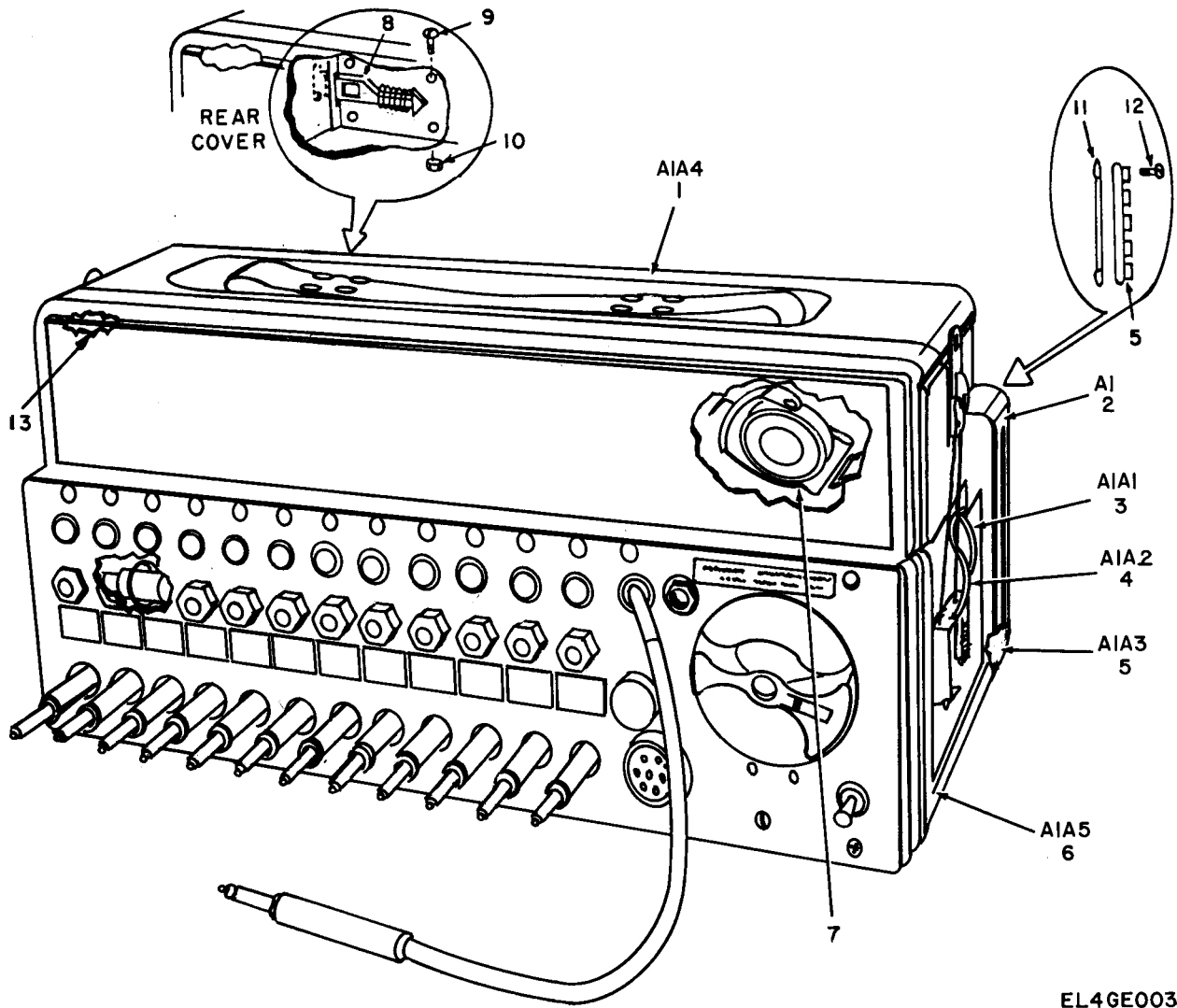
NOTE:MX-230/PT AND MX-230A/PT EQUIPPED WITH THREE LINE JACKS.
 MX-2915/PT EQUIPPED WITH TWO LINE JACKS
 AND ONE TRUNK JACK.

EL4GE001

Figure 1. Switchboards, Telephone, Manual SB-22/PT and SB-22A/PT.

SECTION II

(1) ILLUSTRATION (a) FIG NO.	(2) (b) ITEM NO.	(3) SMR CODE	(4) NATIONAL STOCK NUMBER	(5) PART NUMBER	(6) FSCM	(6) DESCRIPTION	USABLE ON CODE	(7) U\M	(8) QTY INC IN UNIT
GROUP 00 SWITCHBOARDS, TELEPHONE, MANUAL									
SB-22/PT AND SB-22A/PT									
1	1	PACFF	5805-00-503-3341	TA221PT	80058	TELEPHONE CIRCUIT,OPR		EA	1
1	2	PACFF	5805-00-503-3337	TA222PT	80058	TELEPHONE CIRCUIT,L JK		EA	12
1	3	PACFF	5805-00-356-2693	MX230PT	80058	SWITCHBOARD ACCESSORY KIT	512	EA	1
1	4	PACFF	5805-00-356-2693	MX230APT	80058	SWITCHBOARD ACCESSORY KIT	512	EA	1
1	4	PACFF	5805-00-715-6170	MX2915PT	80058	SWITCHBOARD ACCESSORY KIT	ABK	EA	1

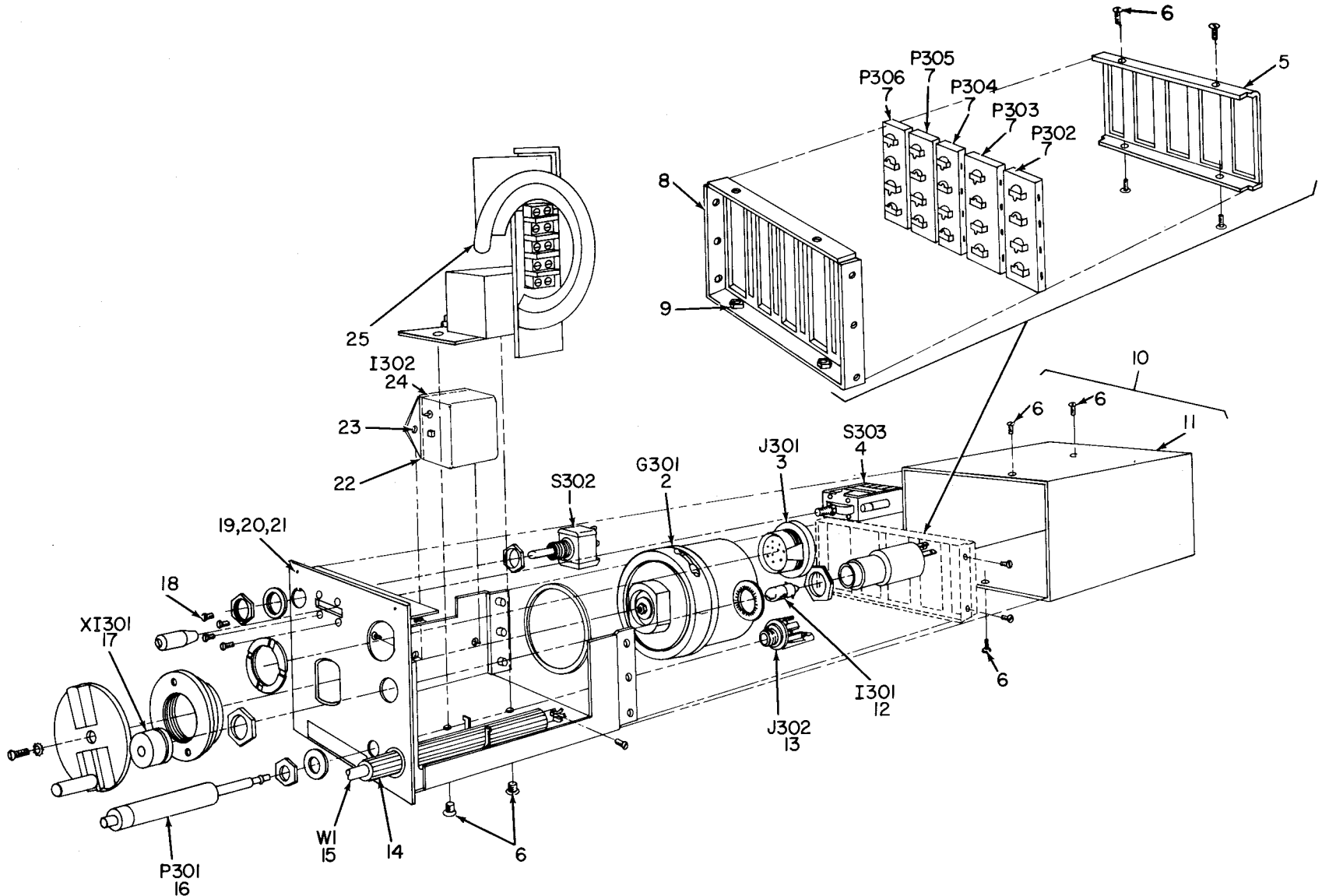


EL4GE003

Figure 2. Switchboards, Telephone, Manual SB-22/PT and SB-22A/PT, Front Panel View.

SECTION II

(1)	(2)	(3)	(4)	(5)	(6)	(7)	(8)	
ILLUSTRATION								
(a)	(b)		NATIONAL		DESCRIPTION		QTY	
FIG	ITEM	SMR	STOCK	PART			INC	
NO.	NO.	CODE	NUMBER	NUMBER	FSCM	USABLE ON CODE	U\M	
							UNIT	
2	6	PAOZZ	6135-00-635-5223	SCB84406	80063	CASE ASSEMBLY	EA	1
2	7	PACFF	5965-00-682-2769	H144U	80058	HANDSET-HEADSET,H-144/U	EA	1



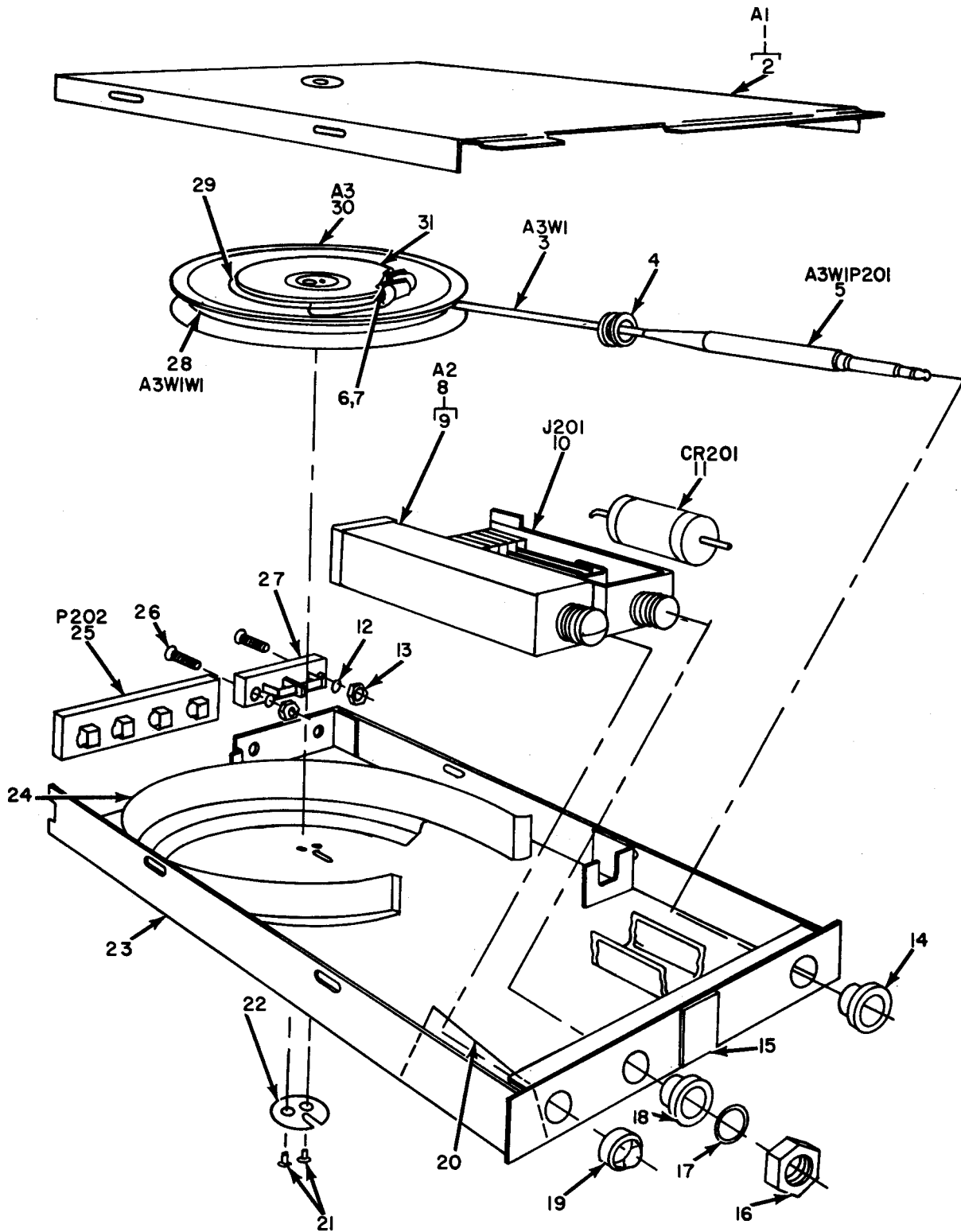
NOTE:
FOR COMPLETE REFERENCE DESIGNATION PREFIX WITH A14.

Figure 3. Telephone Circuit, Operators TA-221/PT.

EL4GE004

SECTION II

(1)	(2)	(3)	(4)	(5)	(6)	(7)	(8)
ILLUSTRATION							
(a)	(b)		NATIONAL		DESCRIPTION		QTY
FIG	ITEM	SMR	STOCK	PART			INC
NO.	NO.	CODE	NUMBER	NUMBER	FSCM	USABLE ON CODE	U\M
							UNIT
GROUP 01 TELEPHONE CIRCUIT, OPERATORS TA-221/PT							
3	12	PAOZZ	6240-00-196-4501	1490	24446	LAMP, INCANDESCENT	EA 1
3	17	PAOZZ	6210-00-584-0202	TCS61594-81XP10	72619	LIGHT, INDICATOR	EA 1



NOTE: FOR COMPLETE REFERENCE DESIGNATION
 PREFIX WITH A2 THRU A13, A15A2, A15A3.

EL46E006

Figure 4. Telephone Circuit, Line Jack TA-222/PT.

SECTION II

(1)	(2)	(3)	(4)	(5)	(6)	(7)	(8)
ILLUSTRATION							
(a)	(b)		NATIONAL		DESCRIPTION		QTY
FIG	ITEM	SMR	STOCK	PART			INC
NO.	NO.	CODE	NUMBER	NUMBER	FSCM	USABLE ON CODE	U\M
							UNIT
GROUP 02 TELEPHONE CIRCUIT, LINE JACK, TA-222/PT							
4	15	PAOZZ	9905-00-639-1679	SCB84438	80063	STRIP DESIGNATION	EA 1
4	19	PAOZZ	6210-00-284-0389	SCB84440	80063	WINDOW ASSEMBLY	EA 1

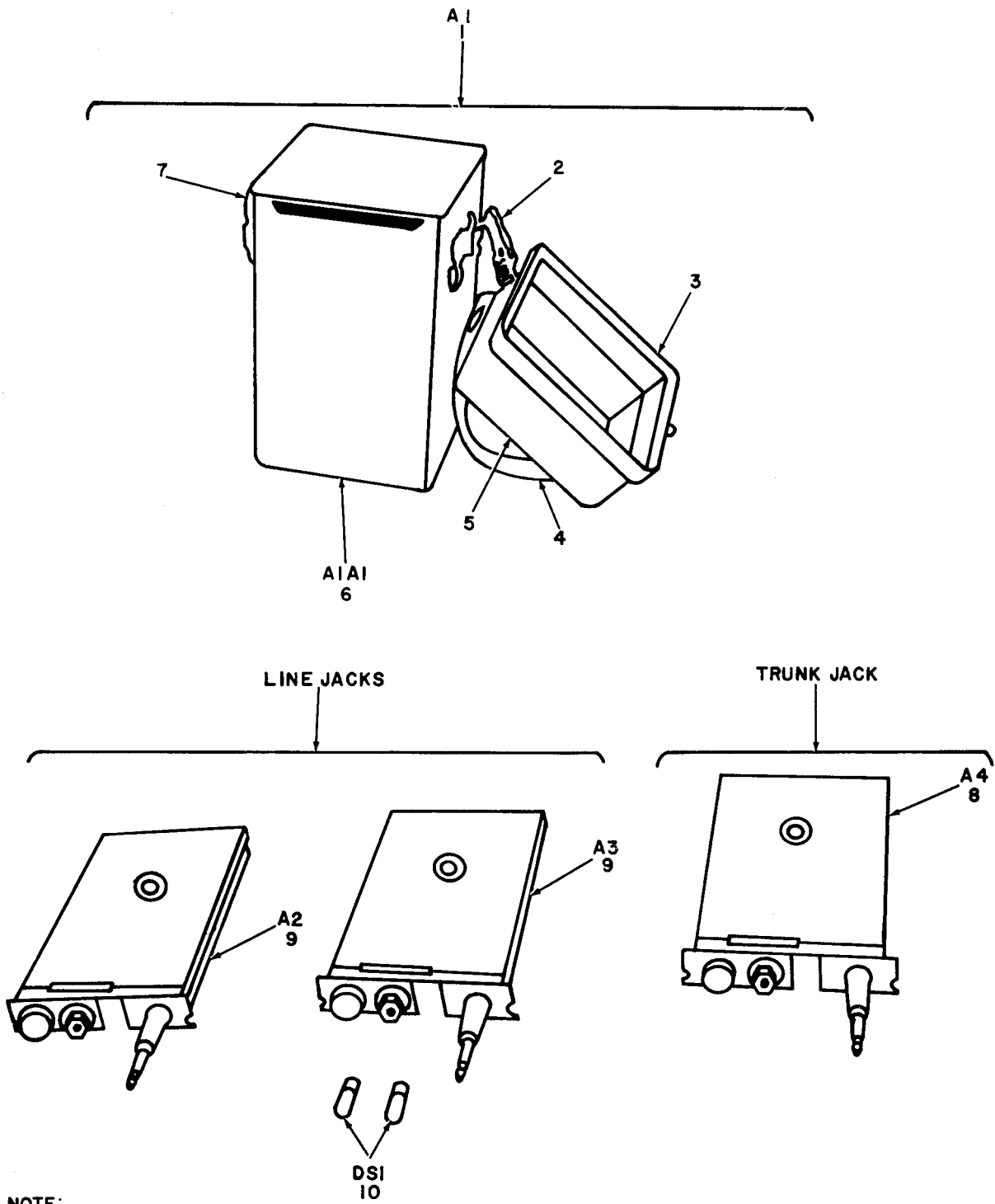
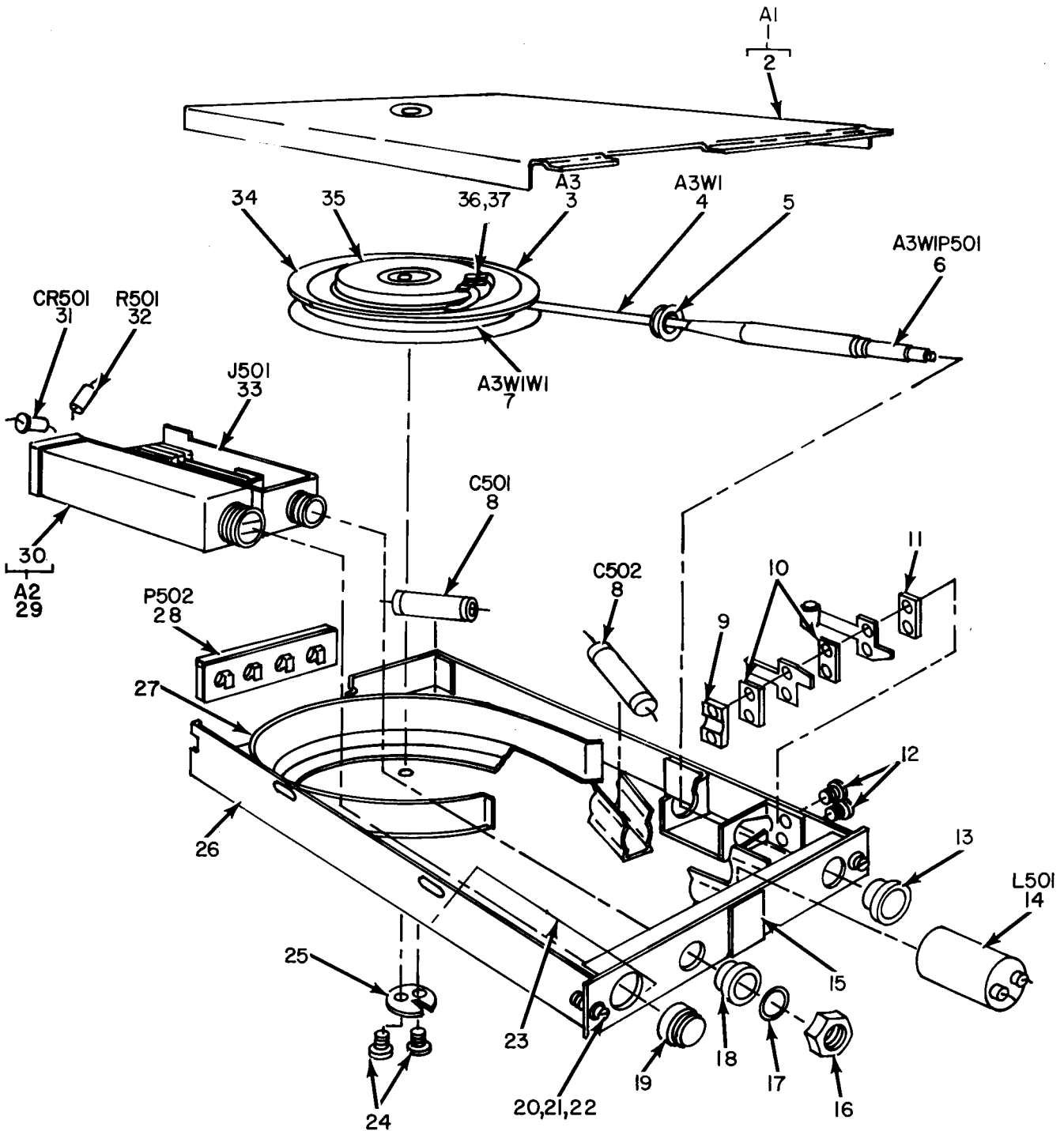


Figure 5. Accessory Kit, MX-2915/PT, A Model Only.

SECTION II

(1)	(2)	(3)	(4)	(5)	(6)	(7)	(8)	
ILLUSTRATION								
(a)	(b)		NATIONAL		DESCRIPTION		QTY	
FIG	ITEM	SMR	STOCK	PART			INC	
NO.	NO.	CODE	NUMBER	NUMBER	FSCM	USABLE ON CODE	U\M	
							UNIT	
GROUP 04 ACCESSORY KIT MX-2915/PT (A MODEL ONLY)								
5	6	PACFF	5805-00-799-3225	SCD142211	80063	CASE ASSEMBLY	ABK	EA 1
5	8	PACFF	5805-00-715-6175	TA326PT	80058	TRUNK JACK	ABK	EA 1
5	9	PACFF	5805-00-503-3337	TA222PT	80058	TELEPHONE CIRCUIT L JK	ABK	EA 2
5	10	PAOZZ	6240-00-196-4501	1490	24446	LAMP, INCANDESCENT	ABK	EA 2



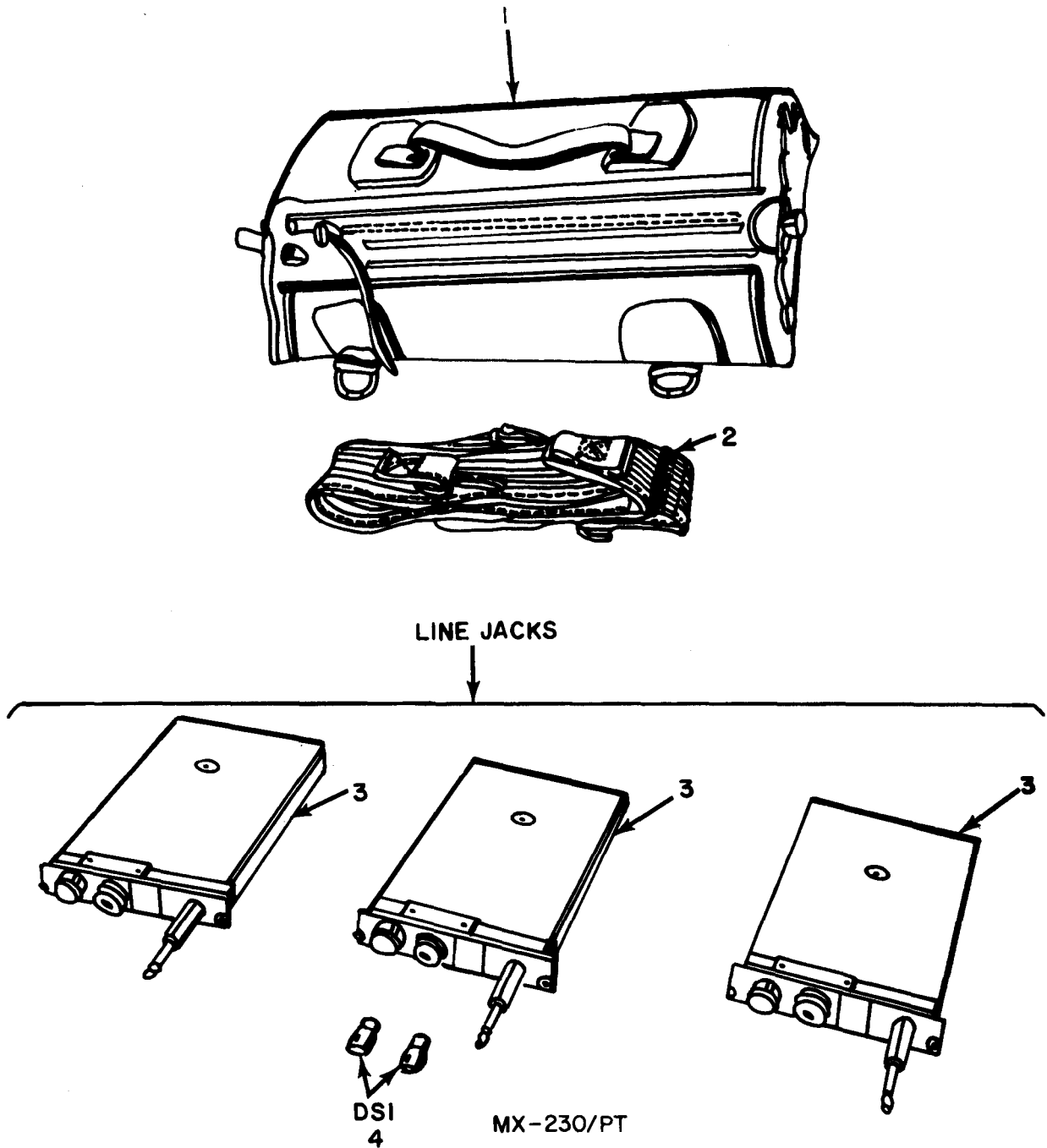
NOTE:
FOR COMPLETE REFERENCE DESIGNATION
PREFIX WITH A15A4.

EL4GE008

Figure 6. Telephone Circuit, Trunk Jack TA-326/PT.

SECTION II

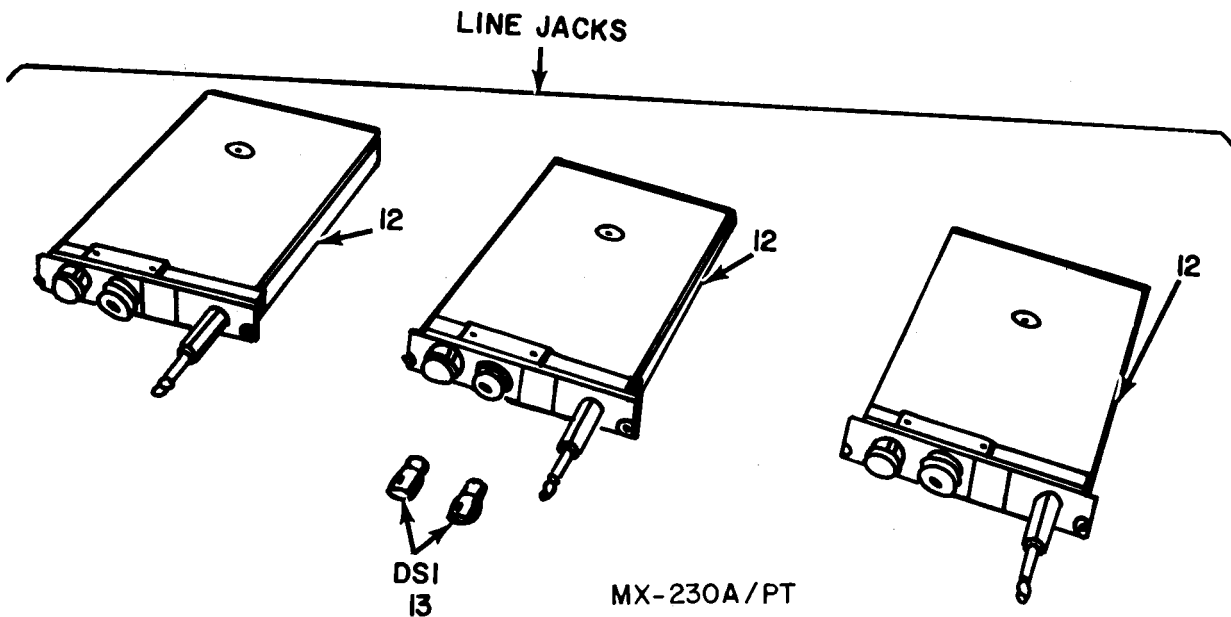
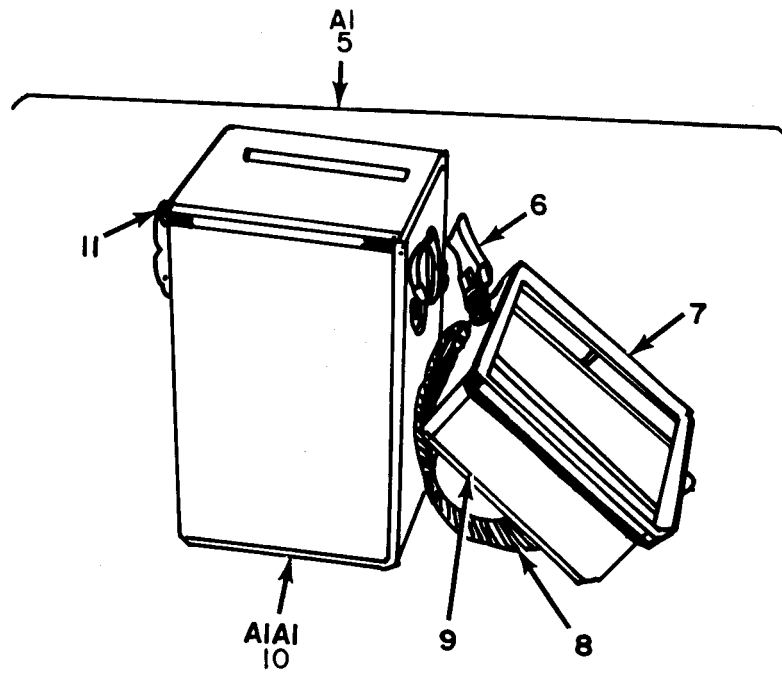
(1)	(2)	(3)	(4)	(5)	(6)	(7)	(8)
ILLUSTRATION					DESCRIPTION		QTY
(a)	(b)	NATIONAL					INC
FIG	ITEM	SMR	STOCK	PART			IN
NO.	NO.	CODE	NUMBER	NUMBER	FSCM	USABLE ON CODE	U\M
							UNIT
					GROUP 0402 TELEPHONE CIRCUIT, TRUNK JACK TA-326/PT		
6	19	PAOZZ	6210-00-284-0389	SCB844440	80063	WINDOW ASSEMBLY	ABK
							EA 1



NOTE:
FOR COMPLETE REFERENCE DESIGNATION
PREFIX WITH A15

EL4GE009

Figure 7. Accessory Kit, MX-230/PT and MX-230A/PT (Sheet 1 of 2).



NOTE:
FOR COMPLETE REFERENCE DESIGNATION
PREFIX WITH A15.

EL4GE010

Figure 7. Accessory Kit, MX-230/PT and MX-230A/PT (Sheet 2 of 2).

SECTION II

(1)	(2)	(3)	(4)	(5)	(6)	(7)	(8)	
ILLUSTRATION								
(a)	(b)	NATIONAL			DESCRIPTION		QTY	
FIG	ITEM	STOCK	PART				INC	
NO.	NO.	CODE	NUMBER	NUMBER	FSCM	USABLE ON CODE	U\M	IN
								UNIT
GROUP 05 ACCESSORY KIT MX-230/PT AND MX-230A/PT								
(PLAIN MODEL ONLY)								
7	1	PACFF	5805-00-392-8058	BA31062	28528	CASE,CANVAS	5I2	EA 1
7	2	PACFF	5805-00-313-3548	SCD147777-3	80063	SLING,CARRYING	5I2	EA 1
7	3	PACFF	5805-00-503-3337	TA222PT	80058	TELEPHONE CIRCUIT L JK	5I2	EA 3
7	4	PAOZZ	6245-00-196-4501	1490	24446	LAMP,INCANDESCENT	5I2	EA 2
7	10	PACFF	5805-00-799-3225	SCD142211	80063	CASE ASSEMBLY	5I2	EA 1
7	12	PACFF	5805-00-503-3337	TA222PT	80058	TELEPHONE CIRCUIT L JK	5I2	EA 3
7	13	PAOZZ	6240-00-196-4501	1490	24446	LAMP,INCANDESCENT	5I2	EA 2

SECTION IV

NATIONAL STOCK NUMBER AND PART NUMBER INDEX

NOTE: LATEST NATIONAL STOCK NUMBER AND PART NUMBER ASSIGNMENTS ARE INCLUDED AT END OF INDEX

STOCK NUMBER	FIG. NO.	ITEM NO.	STOCK NUMBER	FIG. NO.	ITEM NO.
6240-00-196-4501	3	12	5805-00-503-3337	1	2
6240-00-196-4501	5	10	5805-00-503-3337	5	9
6245-00-196-4501	7	4	5805-00-503-3337	7	3
6240-00-196-4501	7	13	5805-00-503-3337	7	12
6210-00-284-0389	4	19	5805-00-503-3341	1	1
6210-00-284-0389	6	19	6135-00-635-5223	2	6
5805-00-356-2693	1	3	5805-00-715-6175	5	8
5805-00-356-2693	1	4			

PART NUMBER	FSCM	FIG. NO.	ITEM NO.	PART NUMBER	FSCM	FIG. NO.	ITEM NO.
H144U	80058	2	7	TA221PT	80058	1	1
MX230APT	80058	1	4	TA222PT	80058	1	2
MX230PT	80058	1	3	TA222PT	80058	5	9
SCB84406	80063	2	6	TA326PT	80058	5	8
SCB84440	80063	4	19	1490	24446	3	12
SCB84440	80063	6	9	1490	24446	5	10
SCD142211	80063	5	6	1490	24446	7	4
SCD142211	80063	7	10	1490	24446	7	13

LATEST NATIONAL STOCK NUMBER ASSIGNMENTS

STOCK NUMBER	FIG. NO.	ITEM NO.
5965-00-519-9366	2	7
5965-00-682-2769	2	7
5805-00-715-6170	1	4

LATEST PART NUMBER ASSIGNMENTS

PART NUMBER	FSCM	FIG. NO.	ITEM NO.
MX2915PT	80058	1	4
TA222PT	80058	7	3
TA222PT	80058	7	12

ADDITIONAL LATEST NATIONAL STOCK NUMBER ASSIGNMENTS

STOCK NUMBER	FIGURE NO.	ITEM NO.
5805-00-313-3548	7	2
5805-00-392-8058	7	1
5805-00-799-3225	5	6
5805-00-799-3225	7	10

ADDITIONAL LATEST PART NUMBER ASSIGNMENTS

PART NUMBER	FSCM	FIG. NO.	ITEM NO.
BA31062	28528	7	1
SCD14777-3	80063	7	2

RECOMMENDED CHANGES TO EQUIPMENT TECHNICAL MANUALS



SOMETHING WRONG WITH THIS MANUAL?

THEN... JOT DOWN THE DOPE ABOUT IT ON THIS FORM, TEAR IT OUT, FOLD IT AND DROP IT IN THE MAIL!

FROM: (YOUR UNIT'S COMPLETE ADDRESS)

Commander
Stateside Army Depot
ATTN: AMSTA-US
Stateside, N.J. 07703

DATE 10 July 1975

PUBLICATION NUMBER

TM 11-5840-340-12

DATE

23 Jan 74

TITLE

Radar Set AN/SPS-76

BE EXACT... PIN-POINT WHERE IT IS

PAGE NO.	PARAGRAPH	FIGURE NO.	TABLE NO.
----------	-----------	------------	-----------

2-25	2-28		
3-10	3-3		3-1
5-6	5-8		
		F03	

IN THIS SPACE TELL WHAT IS WRONG AND WHAT SHOULD BE DONE ABOUT IT:

Recommend that the installation antenna alignment procedure be changed throughout to specify a 2° IFF antenna lag rather than 1°.

REASON: Experience has shown that with only a 1° lag, the antenna servo system is too sensitive to wind gusting in excess of 25 knots, and has a tendency to rapidly accelerate and decelerate as it hunts, causing strain to the drive train. Hunting is minimized by adjusting the lag to 2° without degradation of operation.

Item 5, Function column. Change "2 db" to "3db."

REASON: The adjustment procedure for the TRANS POWER FAULT indicator calls for a 3 db (500 watts) adjustment to light the TRANS POWER FAULT indicator.

Add new step f.1 to read, "Replace cover plate removed in step e.1, above."

REASON: To replace the cover plate.

Zone C 3. On J1-2, change "+24 VDC to "+5 VDC."

REASON: This is the output line of the 5 VDC power supply. + 24 VDC is the input voltage.

TYPED NAME, GRADE OR TITLE, AND TELEPHONE NUMBER

SSG I. M. DeSpirito 999-1776

SIGN HERE:

SSG I. M. DeSpirito

DA FORM 2028-2 (TEST)

1 AUG 74

P.S.--IF YOUR OUTFIT WANTS TO KNOW ABOUT YOUR MANUAL "FIND," MAKE A CARBON COPY OF THIS AND GIVE IT TO YOUR HEADQUARTERS.

HISA 1686-75

TEAR ALONG DOTTED LINE

RECOMMENDED CHANGES TO EQUIPMENT TECHNICAL MANUALS



SOMETHING WRONG WITH THIS MANUAL?

THEN... JOT DOWN THE DOPE ABOUT IT ON THIS FORM, TEAR IT OUT, FOLD IT AND DROP IT IN THE MAIL!

FROM: (YOUR UNIT'S COMPLETE ADDRESS)

DATE

PUBLICATION NUMBER

DATE

TITLE

TM 11-5805-262-20P

22 May 78

BE EXACT... PIN-POINT WHERE IT IS

IN THIS SPACE TELL WHAT IS WRONG AND WHAT SHOULD BE DONE ABOUT IT:

PAGE NO.

PARA-GRAPH

FIGURE NO.

TABLE NO.

TEAR ALONG DOTTED LINE

TYPED NAME, GRADE OR TITLE, AND TELEPHONE NUMBER

SIGN HERE:

FILL IN YOUR
UNIT'S ADDRESS

FOLD BACK

DEPARTMENT OF THE ARMY

OFFICIAL BUSINESS

Commander
US Army Communications and
Electronics Materiel Readiness Command
ATTN: DRSEL-MA-Q
Fort Monmouth, New Jersey 07703

TEAR ALONG DOTTED LINE

FOLD BACK

RECOMMENDED CHANGES TO EQUIPMENT TECHNICAL MANUALS



SOMETHING WRONG WITH THIS MANUAL?

THEN... JOT DOWN THE DOPE ABOUT IT ON THIS FORM, TEAR IT OUT, FOLD IT AND DROP IT IN THE MAIL!

FROM: (YOUR UNIT'S COMPLETE ADDRESS)

DATE

PUBLICATION NUMBER

DATE

TITLE

TM 11-5805-262-20P

22 May 78

BE EXACT... PIN-POINT WHERE IT IS

IN THIS SPACE TELL WHAT IS WRONG AND WHAT SHOULD BE DONE ABOUT IT:

PAGE NO.

PARA-GRAPH

FIGURE NO.

TABLE NO.

TEAR ALONG DOTTED LINE

TYPED NAME, GRADE OR TITLE, AND TELEPHONE NUMBER

SIGN HERE:

FILL IN YOUR
UNIT'S ADDRESS



FOLD BACK

DEPARTMENT OF THE ARMY

OFFICIAL BUSINESS

Commander
US Army Communications and
Electronics Materiel Readiness Command
ATTN: DRSEL-MA-Q
Fort Monmouth, New Jersey 07703

TEAR ALONG DOTTED LINE

FOLD BACK

RECOMMENDED CHANGES TO EQUIPMENT TECHNICAL MANUALS



SOMETHING WRONG WITH THIS MANUAL?

THEN... JOT DOWN THE DOPE ABOUT IT ON THIS FORM, TEAR IT OUT, FOLD IT AND DROP IT IN THE MAIL!

FROM: (YOUR UNIT'S COMPLETE ADDRESS)

DATE

PUBLICATION NUMBER

TM 11-5805-262-20P

DATE

22 May 78

TITLE

BE EXACT... PIN-POINT WHERE IT IS

IN THIS SPACE TELL WHAT IS WRONG AND WHAT SHOULD BE DONE ABOUT IT:

PAGE NO.

PARA-GRAPH

FIGURE NO.

TABLE NO.

TEAR ALONG DOTTED LINE

TYPED NAME, GRADE OR TITLE, AND TELEPHONE NUMBER

SIGN HERE:

FILL IN YOUR
UNIT'S ADDRESS

FOLD BACK

DEPARTMENT OF THE ARMY

OFFICIAL BUSINESS

Commander
US Army Communications and
Electronics Materiel Readiness Command
ATTN: DRSEL-MA-Q
Fort Monmouth, New Jersey 07703

TEAR ALONG DOTTED LINE

FOLD BACK

By Order of the Secretary of the Army:

BERNARD W. ROGERS
General, United States Army
Chief of Staff

Official:

J. C. PENNINGTON
Brigadier General, United States Army
The Adjutant General

Distribution:

<i>Active Army:</i>	Units org	under fol TOE	:—1 ea. UNOINDC
USAINSCOM (2)	11-15		29-56
COE (1)	11-16		29-207 (2)
TSG (1)	11-17		29-610 (2)
USAARENBD (1)	11-18		
DARCOM (1)	11-19		
TECOM (2)	11-25		
USACC (4)	11-26		
USACC-EUR (2)	11-27		
TRADOC (2)	11-35		
OS Maj Comd (4)	11-36		
HQ 7th Sig Cored (2)	11-37		
MDW (1)	11-38		
Armies (2)	11-39		
Corps (2)	11-45		
HISA (Ft Monmouth) (33)	11-46		
Fort Gillem (10)	11-47		
Fort Gordon (10)	11-85		
Fort Huachuca (10)	11-86		
Fort Carson (5)	11-87		
Ft Richardson (CERCOM Ofc) (2)	11-95		
Svc Colleges (1)	11-98		
USASIGS (5)	11-116		
USAICS (3)	11-117		
USAADS (2)	11-127		
USAFAS (2)	11-137		
USAARMS (2)	11-205		
USAIS (2)	11-206		
USAES (2)	11-207		
AD (1) except	11-215		
SAAD (30)	11-217		
LBAD (14)	11-218		
TOAD (14)	11-225		
SHAD (3)	11-226		
USA Dep (1)	11-227		
Sig Sec USA Dep (1)	11-228		
USMA (2)	11-237		
USAJFKCENMA (2)	11-303		
USATC&S (2)	11-327		
USAQMS (2)	11-357		
USAEPG (2)	11-367		
MAAG (1)	11-377		
USAMIS (1)	11-500 (AA-AC)		
USAERDAA (1)			
USAERDAW (1)			

ARNG: State AG (3); Units-Same as Active Army.

USAR: None.

For explanation of abbreviations used, see AR 810-50.

This fine document...

Was brought to you by me:



[Liberated Manuals -- free army and government manuals](#)

Why do I do it? I am tired of sleazy CD-ROM sellers, who take publicly available information, slap “watermarks” and other junk on it, and sell it. Those masters of search engine manipulation make sure that their sites that sell free information, come up first in search engines. They did not create it... They did not even scan it... Why should they get your money? Why are not letting you give those free manuals to your friends?

I am setting this document FREE. This document was made by the US Government and is NOT protected by Copyright. Feel free to share, republish, sell and so on.

I am not asking you for donations, fees or handouts. If you can, please provide a link to liberatedmanuals.com, so that free manuals come up first in search engines:

<A HREF=<http://www.liberatedmanuals.com/>>Free Military and Government Manuals

– Sincerely
Igor Chudov
<http://igor.chudov.com/>