

**TECHNICAL MANUAL**  
**ORGANIZATIONAL, DIRECT SUPPORT,**  
**AND GENERAL SUPPORT**  
**MAINTENANCE REPAIR PARTS**  
**AND SPECIAL TOOLS LISTS**  
**(INCLUDING DEPOT MAINTENANCE REPAIR**  
**PARTS AND SPECIAL TOOLS)**

**FOR**

**TRANSISTOR TEST SET**  
**TS-1836D/U**  
**(NSN 6625-00-138-7320)**

---

**HEADQUARTERS, DEPARTMENT OF THE ARMY**

**07 FEBRUARY 1978**



TECHNICAL MANUAL

No.11-6625-539-24P-4

HEADQUARTERS  
DEPARTMENT OF THE ARMY  
WASHINGTON, DC, 7 February 1978

**ORGANIZATIONAL, DIRECT SUPPORT, AND  
GENERAL SUPPORT MAINTENANCE  
REPAIR PARTS AND SPECIAL TOOLS LISTS  
(INCLUDING DEPOT MAINTENANCE REPAIR PARTS  
AND SPECIAL TOOLS)  
FOR  
TRANSISTOR TEST SET TS-1836D/U  
(NSN 6625-00-138-7320)**

*Current as of 29 October 1977*

**REPORTING OF ERRORS**

You can improve this manual by recommending improvements using DA Form 2028-2 (Test) located in the back of the manual. Simply tear out the self-addressed form, fill it out as shown on the sample, fold it where shown, and drop it in the mail.

If there are no blank DA Forms 2028-2 (Test) in the back of your manual, use the standard DA Form 2028 (Recommended Changes to Publications and Blank Forms) and forward to the Commander, US Army Electronics Command, ATTN: DR-SEL-MA-Q, Fort Monmouth, New Jersey 07703.

In either case a reply will be furnished direct to you.

**Table of Contents**

	<i>Page</i>	<i>Figure</i>
SECTION I. Introduction . . . . .	1	
Group II. Repair parts list	5	
00 Transistor Test Set TS-1836D/U	5	1-4
SECTION III. Special tools list (Not applicable)		
IV. National stock number and part number index. . . . .	13	

\* This manual supersedes TM 11-6625-539-24P-4, 19 November 1975



# SECTION I

## INTRODUCTION

---

### 1. Scope

This manual lists spares and repair parts; special tools; special test, measurement, and diagnostic equipment (TMDE), and other special support equipment required for performance of organizational, direct support, and general support maintenance of the TS-1836D/U. It authorizes the requisitioning and issue of spares and repair parts as indicated by the source and maintenance codes.

### 2. General

This Repair Parts and Special Tools List is divided into the following sections:

*a. Section II. Repair Parts List.* A list of spares and repair parts authorized for use in the performance of maintenance: The list also includes parts which must be removed for replacement of the authorized parts. Parts lists are composed of functional groups in numeric sequence, with the parts in each group listed in figure and item number sequence.

*b. Section III. Special Tools List.* Not applicable.

*c. Section IV. National Stock Number and Part Number Index.* A list, in National item identification number (NIIN) sequence, of all National stock numbers (NSN) appearing in the listings, followed by a list, in alphabetic sequence, of all part numbers appearing in the listings. National stock numbers and part numbers are cross-referenced to each illustration figure and item number appearance.

### 3. Explanation of Columns

*a. Illustration.* This column is divided as follows:

(1) *Figure number.* Indicates the figure number of the illustration on which the item is shown.

(2) *Item number.* The number used to identify item called out in the illustration.

*b. Source, Maintenance, and Recoverability (SMR) Codes.*

(1) *Source code.* Source codes indicate the manner of acquiring support items for maintenance, repair, or overhaul of end items. Source codes are entered in the first and second positions of the Uniform SMR Code format as follows:

<i>Code</i>	<i>Definition</i>
PA	— Item procured and stocked for anticipated or known usage.
XD	— A support item that is not stocked. When required, item will be procured through normal supply channels.

### NOTE

Cannibalization or salvage may be used as a source of supply for any items source coded above except those coded XA and aircraft support items as restricted by AR 700-42.

(2) *Maintenance code.* Maintenance codes are assigned to indicate the levels of maintenance authorized to USE and REPAIR support items. The maintenance codes are entered in the third and fourth positions of the Uniform SMR Code format as follows:

(a) The maintenance code entered in the third position will indicate the lowest maintenance level authorized to remove, replace, and use the support item. The maintenance code entered in the third position will indicate one of the following levels of maintenance:

<i>Code</i>	<i>Application/Explanation</i>
O	— Support item is removed, replaced, used at the organizational level.
H	— Support item is removed, replaced, used at the general support level.

(b) The maintenance code entered in the fourth position indicates whether the item is to be repaired and identifies the lowest maintenance level with the capability to perform complete repair (i.e., all authorized maintenance functions). This position will contain one of the following maintenance codes:

<i>Code</i>	<i>Application/Explanation</i>
H	— The lowest maintenance level capable of complete repair of the support item is the general support level.
Z	— Nonreparable. No repair is authorized.

(3) *Recoverability code.* Recoverability codes are assigned to support items to indicate the disposition action on unserviceable items. The recoverability code is entered in the fifth position of the Uniform SMR Code format as follows:

<i>Recoverability codes</i>	<i>Definition</i>
Z	— Nonreparable item. When unserviceable, condemn and dispose at the level indicated in position 3.
H	— Repairable item. When uneconomically repairable, condemn and dispose at the general support level.

*c. National Stock Number.* Indicates the National

stock number assigned to the item and will be used for requisitioning purposes.

*d. Part Number.* Indicates the primary number used by the manufacturer (individual, company, firm, corporation, or Government activity), which controls the design and characteristics of the item by means of its engineering drawings, specifications, standards, and inspection requirements to identify an item or range of items.

**NOTE**

When a stock numbered item is requisitioned, the repair part received may have a different part number than the part being replaced.

*e. Federal Supply Code for Manufacturer (FSCM).* The FSCM is a 5-digit numeric code listed in SB 708-42 which is used to identify the manufacturer, distributor, or Government agency, etc.

*f. Description.* Indicates the Federal item name and, if required, a minimum description to identify the item.

*g. Unit of Measure (U/M).* Indicates the standard of the basic quantity of the listed item as used in performing the actual maintenance function. This measure is expressed by a two-character alphabetical abbreviation (e.g., ea, in, pr, etc). When the unit of measure differs from the unit of issue, the lowest unit of issue that will satisfy the required units of measure will be requisitioned.

*h. Quantity Incorporated in Unit.* Indicates the quantity of the item used in the breakout shown on the illustration figure, which is prepared for a functional group, subfunctional group, or an assembly.

**4. Special Information**

The following publication pertains to the TS-1836D/U and its components:

TM 11-6625-539-14-4, Transistor Test Set TS-1836D/U

**5. How to Locate Repair Parts**

*a.* When National stock number or part number is unknown.

(1) *First.* Using the table of contents, determine the functional group within which the item belongs. This is necessary since illustrations are prepared for functional groups and listings are divided into the same groups.

(2) *Second.* Find the illustration covering the functional group to which the item belongs.

(3) *Third.* Identify the item on the illustration and note the illustration figure and item number of the item.

(4) *Fourth.* Using the Repair Parts Listing, find the figure and item number noted on the illustration.

*b.* When National stock number or part number is known.

(1) *First.* Using the Index of National Stock Numbers and Part Numbers, find the pertinent National stock number or part number. This index is in NIIN sequence followed by a list of part numbers in alphameric sequence, cross-referenced to the illustration figure number and item number.

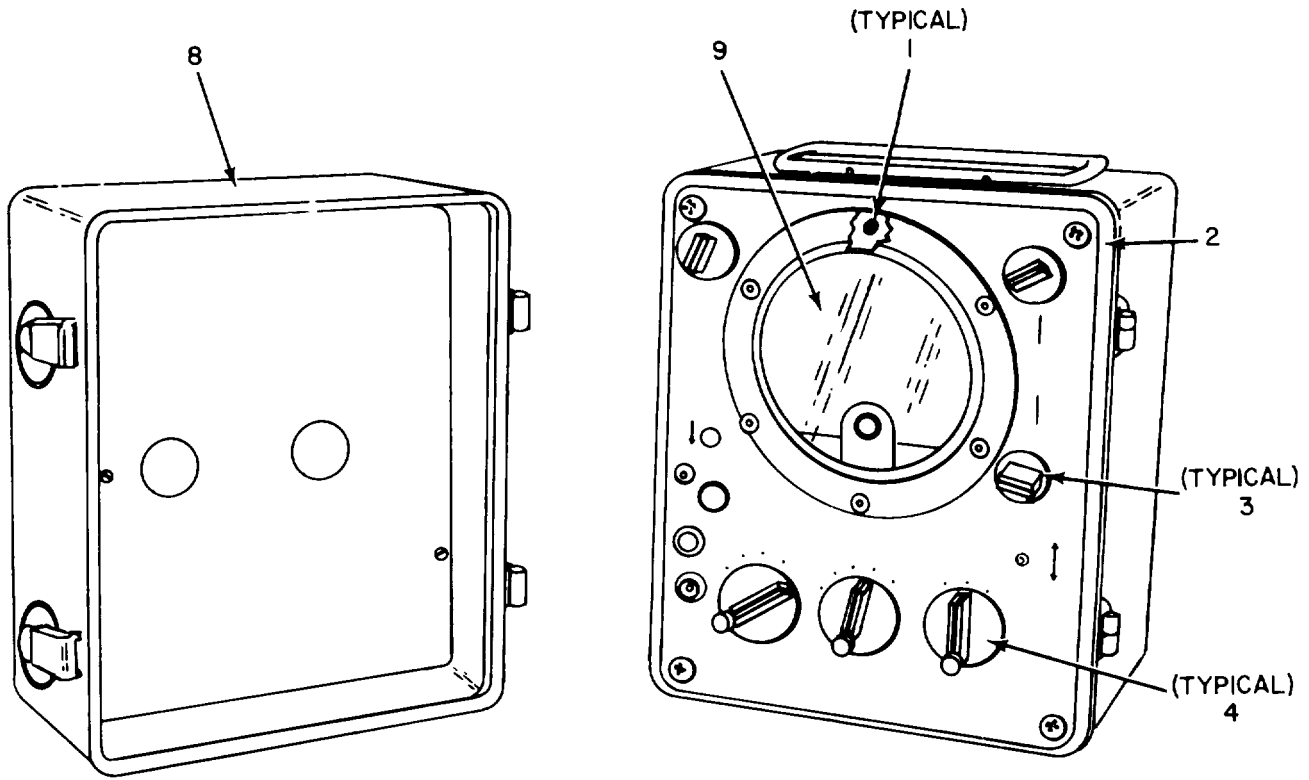
(2) *Second.* After finding the figure and item number, locate the figure and item number in the repair parts list.

**6. Abbreviations**

Not applicable.

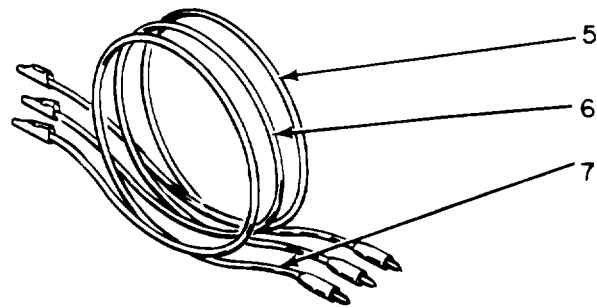
(Next printed page is 4)





COVER ASSEMBLY

BASE ASSEMBLY



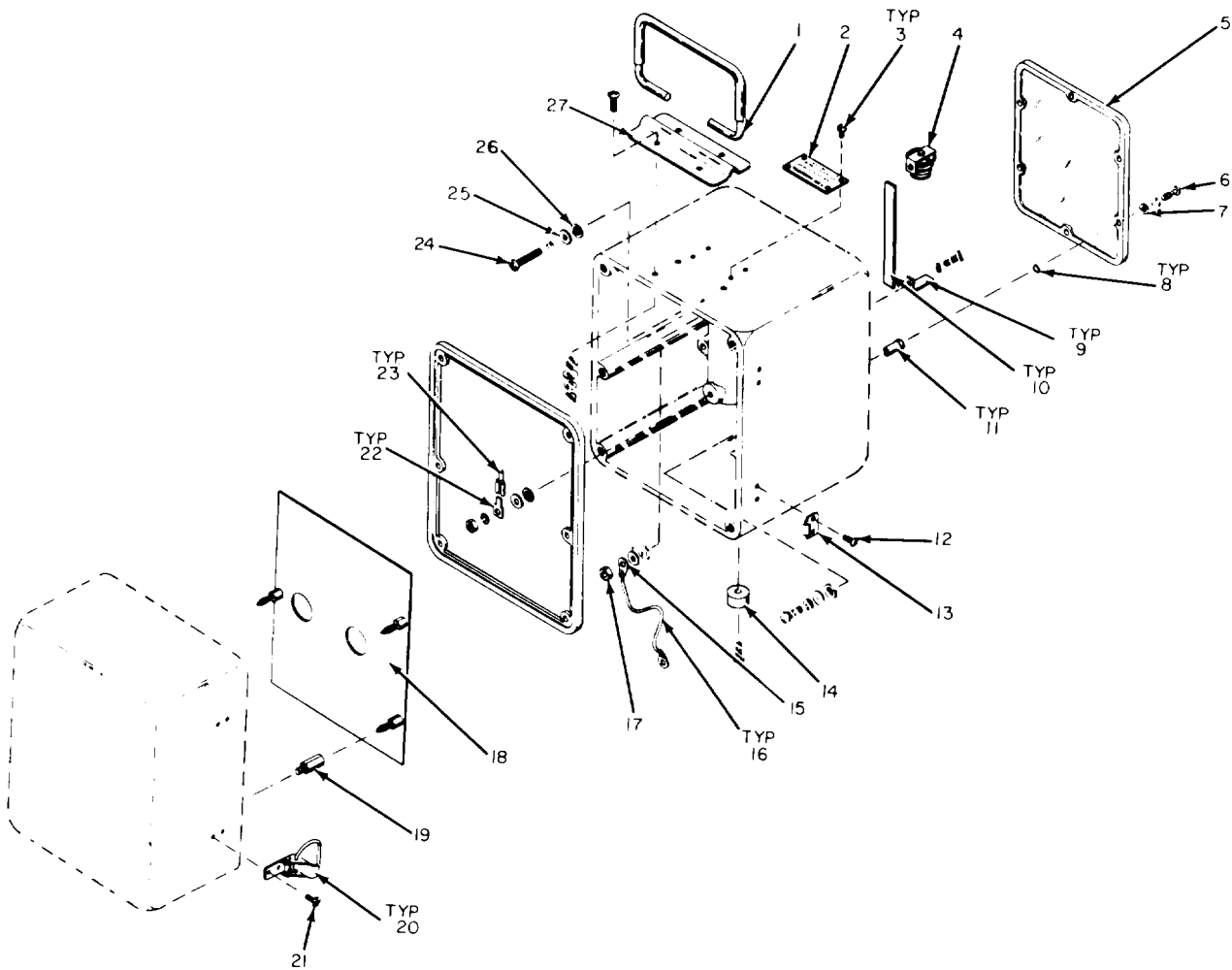
TEST LEAD ASSEMBLY

ELOFWOOI

Figure 1. Transistor Test Set TS-1836D/U.



(1) ILLUSTRATION (A) FIG NO.	(2) (B) ITEM NO.	(3) SMR CODE	(4) NATIONAL STOCK NUMBER	(5) PART NUMBER	(6) DESCRIPTION FSCM	(7) USABLE ON CODE	(8) QTY INC IN U/M UNIT
GROUP 00 TRANSISTOR TEST SET TS-1836D/U							
1	1	XDHZZ		2250-2	28569 BEAD,ANTI-PARASITIC		EA 6
1	2	XDHZZ		3145-747	28569 CASH ASSEMBLY		EA 1
1	3	PAOZZ	5355-00-543-0789	MS91528-1N2B	96906 KNOB		EA 3
1	4	PAOZZ	5355-00-211-8469	MS91528-1112B	96906 KNOB		EA 3
1	5	PAOZZ	6625-01-013-2527	12450-435	25569 LEAD ASSEMBLY,TEST		EA 1
1	6	PAOZZ	6625-01-013-2525	12450-434	28569 LEAD ASSEMBLY,TEST		EA 1
1	7	PAOZZ	6625-01-013-2526	12450-433	28569 LEAD ASSEMBLY,TEST		EA 1
1	8	PAOZZ	6625-01-013-1661	3825-631	28569 COVER ASSEMBLY,CASE		EA 1
1	9	PAHZZ	6625-01-013-3868	482-325	28569 METER,ELECTRICAL MULTIMOVEMENT		EA 1

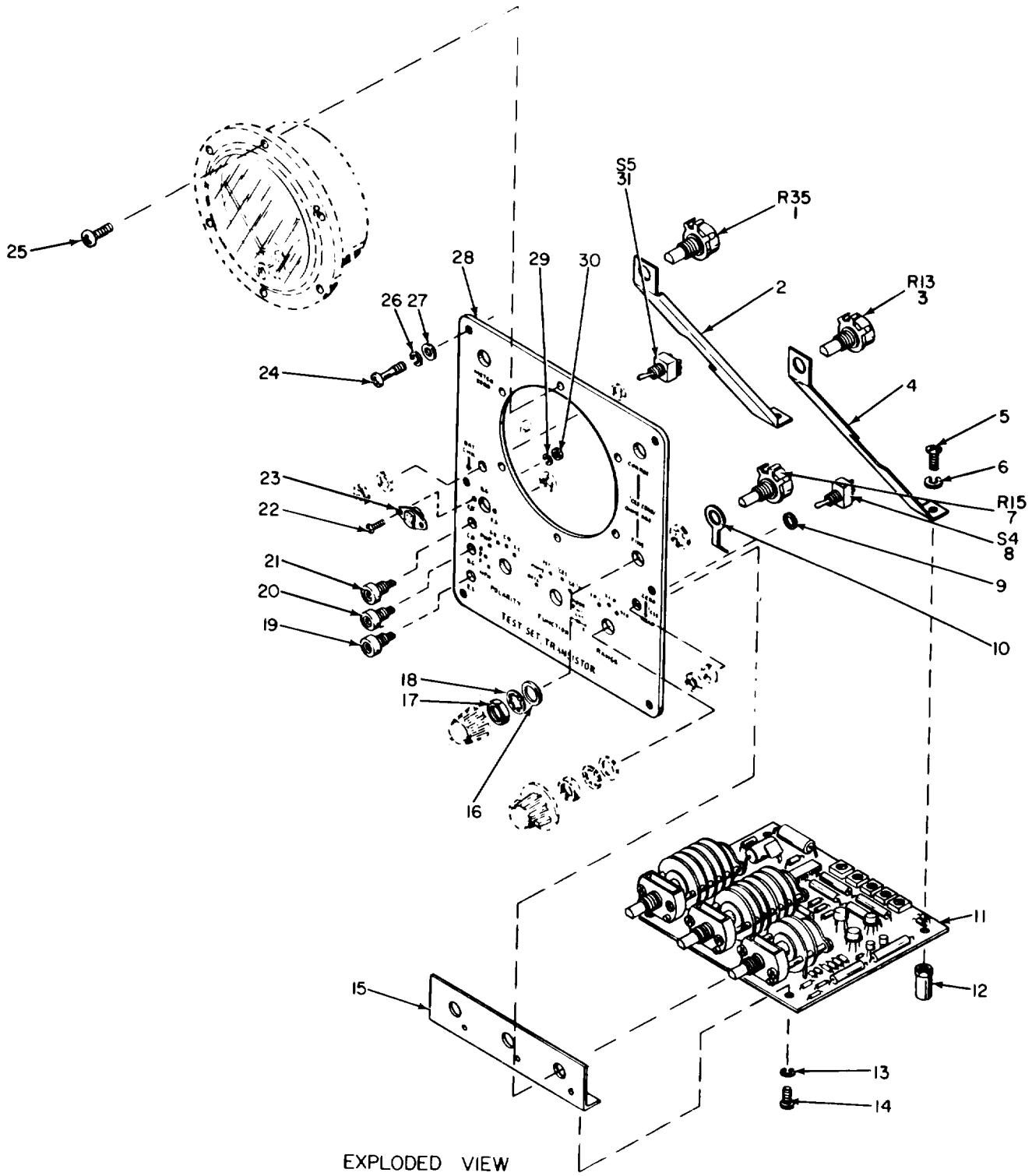


ELOF W002

Figure 2. Transistor Test Set TS-1836D/U,  
Case Assembly.

## SECTION II

(1)	(2)	(3)	(4)	(5)	(6)	(7)	(8)
ILLUSTRATION							
(A)	(B)	NATIONAL			DESCRIPTION		QTY
FIG	ITEM	STOCK	PART	FSCM		USABLE ON CODE	INC
NO.	NO.	NUMBER	NUMBER				IN
							UNIT
2	1	XDHZZ	8330-59	28569	HANDLE		EA 1
2	2	XDHZZ	14100-791	28569	PLATE, IDENTIFICATION		EA 1
2	3	XDHZZ	19097-405	28569	SCREW, MACHINE		EA 4
2	4	PAHZZ	6625-01-013-2578	3525-213	28569	CONTACT ASSEMBLY, BATTERY	EA 3
2	5	XDOZZ	6625-01-013-2580	3825-621	28569	COVER, BATTERY COMPARTMENT	EA 1
2	6	XDOZZ	19055-488	28569	SCREW, CAPTIVE		EA 6
2	7	XDOZZ	5710-23-020P	86928	WASHER, FLAT		EA 6
2	8	XDHZZ	18825-287	28569	PACKING, PREFORMED		EA 6
2	9	XDHZZ	6625-01-013-2579	3525-214	28569	CONTACT, BATTERY	EA 3
2	10	PAHZZ	6625-01-013-2581	16020-93	28569	PAD, CUSHIONING	EA 3
2	11	XDHZZ	5340-01-013-8095	19370-528	28569	SPACER, STANDOFF	EA 6
2	12	XDHZZ	19050-63	28569	SCREW, MACHINE		EA 8
2	13	XDHZZ	HS200NSTRIKE	98003	STRIKE, CATCH		EA 4
2	14	PAHZZ	5340-00-842-2807	BH2095W	86510	FOOT, RUBBER	EA 4
2	15	XDHZZ	5940-00-615-8958	2104-06-02	78189	TERMINAL LUG	EA 4
2	16	XDHZZ	9972	70903	CABLE, POWER, ELECTRICAL		PT 2
2	17	XDHZZ	14187-138	28569	NUT, PLAIN, HEXAGON		EA 6
2	18	PAHZZ	6625-01-013-1662	2661-506	28569	BRACKET ASSEMBLY, ACCESSORY	EA 1
2	19	XDHZZ	19370-459	28569	SPACER, ACCESSORY BRACKET		EA 3
2	20	XDHZZ	HC202NCATCH	98003	CATCH		EA 4
2	21	XDHZZ	5305-00-054-6651	MS51957-27	96906	SCREW, MACHINE	EA 8
2	22	XDHZZ	3429	18085	TAB		EA 2
2	23	XDHZZ	M4172	18085	RECEPTACLE, QUICK DISCONNECT		EA 2
2	24	XDHZZ	19097-616	28569	SCREW, MACHINE		EA 2
2	25	XDHZZ	5710-146-040	86928	WASHER, FLAT		EA 6
2	26	XDHZZ	7500-6	02697	WASHER, SEALING		EA 4
2	27	XDHZZ	3275-251	28569	CLAMP, HANDLE		EA 1

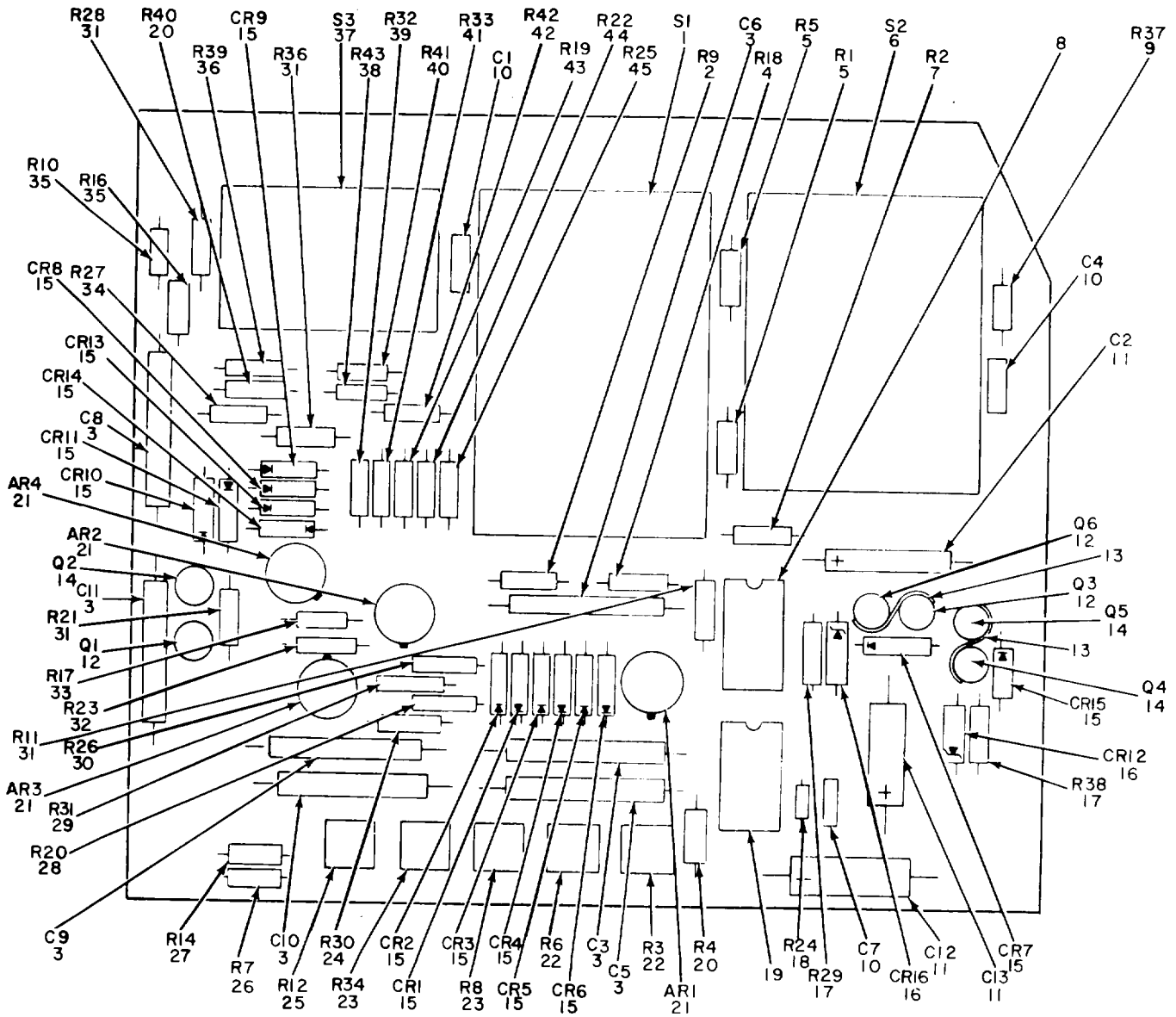


ELOFW003

Figure 3. Transistor Test Set TS-1836D/U, Panel Assembly.

## SECTION II

(1)	(2)	(3)	(4)	(5)	(6)	(7)	(8)
ILLUSTRATION							QTY
(A)	(B)	NATIONAL			DESCRIPTION		INC
FIG	ITEM	SMR	STOCK	PART			IN
NO.	NO.	CODE	NUMBER	NUMBER	FSCM	USABLE ON CODE	UNIT
						U/M	
3	1	XDHZZ		55OR103A	11236		EA 1
3	2	XDHZZ		2661-504	28569		EA 1
3	3	PAHZZ	5905-00-547-9600	550R202A	11236		EA 1
3	4	XDHZZ		2661-494	28569		EA 1
3	5	XDHZZ	5305-00-054-6654	MS51957-30	96906		EA 6
3	6	XDHZZ		23573-138	28569		EA 2
3	7	PAHZZ	5905-00-400-9903	550R500A	11236		EA 1
3	8	XDHZZ		JMT126G	31356		EA 1
3	9	XDHZZ		5710-63-020P	86928		EA 2
3	10	XDHZZ	5940-00-644-8679	2440-20-00	78189		EA 1
3	11	PAHHH	6625-01-013-2772	2421-338	28569		EA 1
3	12	XDHZZ	5340-01-013-8095	19370-528	28569		EA 2
3	13	XDHZZ	5310-00-933-8118	MS35338-135	96906		EA 4
3	14	XDHZZ		19097-407	28569		EA 4
3	15	XDHZZ	5930-01-013-2149	2661-495	28569		EA 1
3	16	XDHZZ		5710-84-024P	86928		EA 3
3	17	XDHZZ		MS25082-7	96906		EA 3
3	18	XDHZZ	5310-00-261-7717	1720-02	78189		EA 3
3	19	XDHZZ		1509-107	83330		EA 1
3	20	PAHZZ	5935-00-729-5559	1509-103	83330		EA 1
3	21	XDHZZ		1509-102	83330		EA 1
3	22	XDHZZ	5305-00-054-5638	MS51957-4	96906		EA 2
3	23	PAHZZ	5935-00-755-3771	05-3301	91662		EA 1
3	24	XDHZZ		19075-184	28569		EA 6
3	25	XDHZZ	5305-00-054-6656	MS51957-32	96906		EA 6
3	26	PAHZZ	5310-00-933-8119	MS35338-137	96906		EA 6
3	27	XDHZZ		23579-164	28569		EA 6
3	28	XDHZZ	6625-01-013-2584	16024-513	28569		EA 1
3	29	XDHZZ	5310-00-187-2429	MS35338-134	96906		EA 2
3	30	XDHZZ	5310-00-938-2013	MS35649-224	96906		EA 2
3	31	XDHZZ		JMT226G	31356		EA 1



ELOFW004

Figure 4. Transistor Test Set TS-1836D/U, Board Assembly.

SECTION II

(1)	(2)	(3)	(4)	(5)	(6)	(7)	(8)
ILLUSTRATION							QTY
(A)	(B)	NATIONAL	PART		DESCRIPTION		INC
FIG	ITEM	STOCK	NUMBER	FSCM		USABLE ON CODE	IN
NO.	NO.	NUMBER	NUMBER				UNIT
4	1	PAHZZ	5930-01-013-2461	19912-690	28569	SWITCH, ROTARY	EA 1
4	2	PAHZZ	5905-00-111-1682	RCR07G163JS	81349	RESISTOR, FIXED, COMPOSITION	EA 1
4	3	XDHZZ		M39003-04-0225	81349	CAPACITOR, FIXED, ELECTROLYTIC	EA 7
4	4	PAHZZ	5905-00-764-2186	RCR07G512JM	81349	RESISTOR, FIXED, COMPOSITION	EA 1
4	5	PAHZZ	5905-00-786-3713	RN55D4020F	81349	RESISTOR, FIXED, FILM	EA 2
4	6	PAHZZ	5930-01-013-2462	19912-691	28569	SWITCH, ROTARY	EA 1
4	7	PAHZZ	5905-00-107-0656	RCR07G100JS	81349	RESISTOR, FIXED, COMPOSITION	EA 1
4	8	XDHZZ		MC14016CL	04713	INTEGRATED CIRCUIT	EA 1
4	9	PAHZZ	5905-00-432-0434	RNC55K9312FS	81349	RESISTOR, FIXED, FILM	EA 1
4	10	XDHZZ		CKR05BX471KL	81349	CAPACITOR, FIXED, CER, DIELECTRIC	EA 3
4	11	XDHZZ		M39003-03-0015	81349	CAPACITOR, FIXED, ELECTROLYTIC	EA 3
4	12	PAHZZ	5961-00-951-8757	JAN2N2222A	81349	TRANSISTOR	EA 3
4	13	XDHZZ		259-18-25	05820	HEAT SINK, ELECTRICAL COMPONENT	EA 2
4	14	PAHZZ	5961-00-925-3777	JAN2N2907A	81349	TRANSISTOR	EA 3
4	15	PAHZZ	5961-00-938-1135	JAN1N4148	81349	SEMICONDUCTOR DEVICE, DIODE	EA 14
4	16	PAHZZ	5961-00-821-2309	JAN1N751A	81349	SEMICONDUCTOR DEVICE, DIODE	EA 2
4	17	PAHZZ	5905-00-764-2481	RCR07G561JM	81349	RESISTOR, FIXED, COMPOSITION	EA 2
4	18	PAHZZ	5905-00-116-8554	RCR07G105JS	81349	RESISTOR, FIXED, COMPOSITION	EA 1
4	19	PAHZZ	5962-00-523-9672	MC14001CL	04713	INTEGRATED CIRCUIT	EA 1
4	20	PAHZZ	5905-00-783-5087	RN55D4531F	81349	RESISTOR, FIXED, FILM	EA 2
4	21	PAHZZ	5962-00-453-7715	MC1741G	04713	INTEGRATED CIRCUIT	EA 4
4	22	XDHZZ		72PMR1K	80740	RESISTOR, VARIABLE	EA 2
4	23	XDHZZ		72PMR10K	80740	RESISTOR, VARIABLE	EA 2
4	24	PAHZZ	5905-00-903-4506	RN55D4990F	81349	RESISTOR, FIXED, FILM	EA 1
4	25	XDHZZ		72PMR100	80740	RESISTOR, VARIABLE	EA 1
4	26	PAHZZ	5905-00-786-3720	RN55D1242F	81349	RESISTOR, FIXED, FILM	EA 1
4	27	PAHZZ	5905-00-914-5974	RN55D2000F	81349	RESISTOR, FIXED, FILM	EA 1
4	28	PAHZZ	5905-00-465-0335	RCR07G6R2JS	81349	RESISTOR, FIXED, COMPOSITION	EA 1
4	29	PAHZZ	5905-00-734-0804	RCR07G102JM	81349	RESISTOR, FIXED, COMPOSITION	EA 1
4	30	PAHZZ	5905-00-913-5015	RN55D1020F	81349	RESISTOR, FIXED, FILM	EA 1
4	31	PAHZZ	5905-00-734-1003	RCR07G103JM	81349	RESISTOR, FIXED, COMPOSITION	EA 4
4	32	PAHZZ	5905-00-369-6932	RCR07G113JS	81349	RESISTOR, FIXED, COMPOSITION	EA 1
4	33	PAHZZ	5905-00-734-1044	RCR07G470JM	81349	RESISTOR, FIXED, COMPOSITION	EA 1
4	34	PAHZZ	5905-00-135-3972	RCR07G200JS	81349	RESISTOR, FIXED, COMPOSITION	EA 1
4	35	PAHZZ	5905-00-689-9777	RN55D9090F	81349	RESISTOR, FIXED, FILM	EA 2
4	36	PAHZZ	5905-00-104-8357	RCR07G684JS	81349	RESISTOR, FIXED, COMPOSITION	EA 1
4	37	PAHZZ	5930-01-013-2460	19912-689	28569	SWITCH, ROTARY	EA 1
4	38	PAHZZ	5905-00-913-5086	RN55D4530F	81349	RESISTOR, FIXED, FILM	EA 1
4	39	PAHZZ	5905-00-105-7764	RCR07G222JS	81349	RESISTOR, FIXED, COMPOSITION	EA 1
4	40	PAHZZ	5905-00-119-3505	RCR07G683JS	81349	RESISTOR, FIXED, COMPOSITION	EA 1

SECTION II

(1)	(2)	(3)	(4)	(5)	(6)	(7)	(8)
ILLUSTRATION							QTY
(A)	(B)	NATIONAL			DESCRIPTION		INC
FIG	ITEM	SMR	STOCK	PART			IN
NO.	NO.	CODE	NUMBER	NUMBER	FSCM	USABLE ON CODE	U/M
							UNIT
4	41	PAHZZ	5905-00-889-0229	RN55D7500F	81349	RESISTOR, FIXED, FILM	EA 1
4	42	PAHZZ	5905-00-880-2260	RN55D49R9F	81349	RESISTOR, FIXED, FILM	EA 1
4	43	PAHZZ	5905-00-406-9962	RN55D93R1F	81349	RESISTOR, FIXED, FILM	EA 1
4	44	PAHZZ	5905-00-058-0582	RN55D1001F	81349	RESISTOR, FIXED, FILM	EA 1
4	45	PAHZZ	5905-00-965-9052	RN55D1002F	81349	RESISTOR, FIXED, FILM	EA 1



## NATIONAL STOCK NUMBER AND PART NUMBER INDEX

NOTE: LATEST NATIONAL STOCK NUMBER AND PART NUMBER ASSIGNMENTS ARE INCLUDED AT END OF INDEX.

STOCK NUMBER	FIGURE NO.	ITEM NO.	STOCK NUMBER	FIGURE NO.	ITEM NO.
5305-00-054-5638	3	22	5905-00-889-0229	4	41
5305-00-054-6651	2	21	5905-00-903-4506	4	24
5305-00-054-6654	3	5	5905-00-913-5015	4	30
5305-00-054-6656	3	25	5905-00-913-5086	4	38
5905-00-058-0582	4	44	5905-00-914-5974	4	27
5310-00-187-2429	3	29	5961-00-925-3777	4	14
5310-00-261-7717	3	18	5310-00-933-8118	3	13
5905-00-400-9903	3	7	5961-00-938-1135	4	15
5905-00-406-9962	4	43	5310-00-938-2013	3	30
5962-00-453-7715	4	21	5961-00-951-8757	4	12
5355-00-543-0789	1	3	5905-00-965-9052	4	45
5905-00-547-9600	3	3	6625-01-013-1661	1	8
5940-00-615-8958	2	15	6625-01-013-1662	2	18
5940-00-644-8679	3	10	5930-01-013-2149	3	15
5905-00-689-9777	4	35	5930-01-013-2460	4	37
			5930-01-013-2461	4	1
5935-00-729-5559	3	20	5930-01-013-2462	4	6
5905-00-734-0804	4	29	6625-01-013-2525	1	6
5905-00-734-1003	4	31	6625-01-013-2526	1	7
5905-00-734-1044	4	33	6625-01-013-2527	1	5
5935-00-755-3771	3	23	6625-01-013-2578	2	4
5935-00-755-3771	3	23	6625-01-013-2578	2	4
5905-00-764-2186	4	4	6625-01-013-2579	2	9
5905-00-764-2481	4	17	6625-01-013-2580	2	5
5905-00-783-5087	4	20	6625-01-013-2581	2	10
5905-00-786-3713	4	5	6625-01-013-2584	3	28
5905-00-786-3720	4	26	6625-01-013-2772	3	11
5961-00-821-2309	4	16	6625-01-013-3868	1	9
5340-00-842-2807	2	14	5340-01-013-8095	2	11
5905-00-880-2260	4	42	5340-01-013-8095	3	12

PART NUMBER	FSCM	FIG NO	ITEM NO	PART NUMBER	FSCM	FIG NO	ITEM NO
BH2095W	86510	2	14	RN55D4020F	81349	4	5
CKR05BX471KL	81349	4	10	RN55D4530F	81349	4	38
HC202NCATCH	98003	2	20	RN55D4531F	81349	4	20
HS200NSTRIKE	98003	2	13	RN55D49R9F	81349	4	42
JAN1N4148	81349	4	15	RN55D4990F	81349	4	24
JAN1N751A	81348	4	16	RN55D7500F	81349	4	41
JAN2N2222A	81349	4	12	RN55D9090F	81349	4	35
JAN2N2907A	81349	4	14	RN55D93R1F	81349	4	43
JMT126G	31356	3	8				
JMT226G	31356	3	31	05-3301	91662	3	23
MC14001CL	4713	4	19	12450-433	28569	1	7
MC14016CL	4713	4	8	12450-434	28569	1	6
MC1741G	4713	4	21	12450-435	28569	1	5
MS25082-7	96906	3	17	14100-791	28569	2	2
MS35338-134	96906	3	29	14187-138	28569	2	17
MS35338-135	96906	23	13	1509-102	83330	3	21
MS35338-137	96906	3	26	1509-103	83330	3	20
MS35649-224	96906	3	30	1509-107	83330	3	19
MS51957-27	96906	2	21	16020-93	28569	2	10
MS51957-30	96906	3	5	16024-513	28569	3	28
MS51957-32	96906	3	25	1720-02	78189	3	18
MS51957-4	96906	3	22	18825-287	28569	2	8
MS91528-1N2B	96906	1	3	19050-63	28569	2	12
MS91528-1112B	96906	1	4	19055-488	28569	2	6
M39003-03-0015	81349	4	11	19075-184	28569	3	24
M39003-04-0225	81349	4	3	19097-405	28569	2	3
M4172	18085	2	23	19097-407	28569	3	14
				19097-616	28569	2	24
RCR07G102JM	81349	4	29	19370-459	28569	2	19
RCR07G103JM	81349	4	31	19370-528	28569	2	11
				19370-528	28569	3	12
				19912-689	28569	4	37
				19912-690	28569	4	1
				19912-691	28569	4	6
				2104-06-02	78189	2	15
RCR07G470JM	81349	4	33	2250-2	28569	1	1
RCR07G512JM	81349	4	4	23573-138	28569	3	6
RCR07G561JM	81349	4	17	23579-164	28569	3	27
				2421-338	28569	3	11
				2440-20-00	78189	3	10
				259-18-25	5820	4	13
RN55D1001F	81349	4	44	2661-494	28569	3	4
RN55D1002F	81349	4	45	2661-495	28569	3	15
RN55D1020F	81349	4	30	2661-504	28569	3	2
RN55D1242F	81349	4	26	2661-506	28569	2	18
RN55D2000F	81349	4	27	3145-747	28569	1	2

SECTION IV NATIONAL STOCK NUMBER AND PART NUMBER INDEX

PART NUMBER	FSCM	FIG NO	ITEM NO	PART NUMBER	FSCM	FIG NO	ITEM NO
3275-251	28569	2	27	5710-23-020P	86928	2	7
3429	18085	2	22	5710-63-020P	86928	3	9
3525-213	28569	2	4	5710-84-024P	86928	3	19
3525-214	28569	2	9	72PMR1K	80740	4	22
3825-621	28569	2	5	72PMR10K	80740	4	23
3825-631	28569	1		72PMR100	80740	4	25
482-325	28569	1	9	7500-6	02697	2	26
550R103A	11236	3	1				
550R202A	11236	3	3	8330-59	28569	2	1
550R500A	11236	3	7	9972	71903	2	16
5710-146-040	86928	2	25				

LATEST NATIONAL STOCK NUMBER ASSIGNMENTS

STOCK NUMBER	FIG. NO.	ITEM NO.	STOCK NUMBER	FIG. NO.	ITEM NO.
5905-00-104-8357	4	36	5905-00-135-3972	4	34
5905-00-105-7764	4	39	5335-00-211-8469	1	4
5905-00-107-0656	4	7	5905-00-693-6932	4	32
5905-00-111-1682	4	2	5905-00-432-0434	4	9
5905-00-119-3505	4	40			

LATEST PART NUMBER ASSIGNMENTS

PART NUMBER	FSCM	FIG. NO.	ITEM NO.	PART NUMBER	FSCM	FIG. NO.	ITEM NO.
RCR07G100JS	81349	4	7	RCR07G222JS	81349	4	39
RCR07G105JS	81349	4	18	RCR07G6R2JS	81349	4	28
RCR07G113JS	81349	4	32	RCR07G683JS	81349	4	40
RCR07G163JS	81349	4	2	RCR07G684JS	81349	4	36
RCR07G200JS	81349	4	34				

ADDITIONAL LATEST NATIONAL STOCK NUMBER ASSIGNMENTS

STOCK NUMBER	FIG. NO.	ITEM NO.
5962-00-523-9672	4	19
5310-00-933-8119	3	26

ADDITIONAL LATEST PART NUMBER ASSIGNMENT

PART NUMBER	FSCM	FIG. NO.	ITEM NO.
RNC55K9312FS	81349	4	9

**By Order of the Secretary of the Army:**

**BERNARD W. ROGERS**  
**General, United States Army**  
**Chief of Staff**

**Official:**

**J.C. PENNINGTON**  
**Brigadier General, United States Army**  
**The Adjutant General**

Distribution:

*Active Army:*

HISA (33)	USAERDAA (1)
USAINSCOM (2)	USAERDAW (1)
COE (1)	USAMMCS (10)
TSG (1)	Army Dep (1) except
USAARENBD (1)	Fort Carson (5)
DARCOM (1)	Fort Gillem (10)
TRADOC (2)	Fort Gordon (10)
OS Maj Comd (4)	Fort Huachuca (10)
TECOM (2)	Ft. Richardson (ECOM Ofc) (2)
USACC (4)	LBAD (14)
MDW (1)	SAAD (30)
Armies (2)	TOAD (14)
Corps (2)	SHAD (3)
Svc Colleges (1)	USA Dep
USASIGS (5)	Sig Sec USA Dep (1)
USAADS (2)	Units org under fol TOE:
USAFAS (2)	9-550
USAARMS (2)	9-557
USAIS (2)	9-559
USAES (2)	29-88
USAICS (3)	29-134
MAAG (1)	29-136
USARMIS (1)	

*NG:* None

*USAR:* None

For explanation of abbreviations used, see AR310-50.

RECOMMENDED CHANGES TO EQUIPMENT TECHNICAL MANUALS



SOMETHING WRONG WITH THIS MANUAL?

THEN... JOT DOWN THE DOPE ABOUT IT ON THIS FORM, TEAR IT OUT, FOLD IT AND DROP IT IN THE MAIL!

FROM: (YOUR UNIT'S COMPLETE ADDRESS)

Commander  
Stateside Army Depot  
ATTN: AMSTA-US  
Stateside, N.J. 07703

DATE 10 July 1975

PUBLICATION NUMBER

TM 11-5810-340-12

DATE

23 Jan 74

TITLE

Radar Set AN/SPG-76

BE EXACT... PIN-POINT WHERE IT IS

IN THIS SPACE TELL WHAT IS WRONG AND WHAT SHOULD BE DONE ABOUT IT:

PAGE NO.	PARA-GRAPH	FIGURE NO.	TABLE NO.
----------	------------	------------	-----------

2-25	2-28		
3-10	3-3		3-1
5-6	5-8		
		FO3	

Recommend that the installation antenna alignment procedure be changed throughout to specify a 2° IFF antenna lag rather than 1°.

REASON: Experience has shown that with only a 1° lag, the antenna servo system is too sensitive to wind gusting in excess of 25 knots, and has a tendency to rapidly accelerate and decelerate as it hunts, causing strain to the drive train. Hunting is minimized by adjusting the lag to 2° without degradation of operation.

Item 5, Function column. Change "2 db" to "3db."

REASON: The adjustment procedure for the TRANS POWER FAULT indicator calls for a 3 db (500 watts) adjustment to light the TRANS POWER FAULT indicator.

Add new step f.1 to read, "Replace cover plate removed in step e.1, above."

REASON: To replace the cover plate.

Zone C 3. On J1-2, change "+24 VDC to "+5 VDC."

REASON: This is the output line of the 5 VDC power supply. + 24 VDC is the input voltage.

TYPED NAME, GRADE OR TITLE AND TELEPHONE NUMBER

SSG I. M. DeSpirito 999-1776

SIGN HERE:

*SSG I. M. DeSpirito*

DA FORM 2028-2 (TEST)

P.S.--IF YOUR OUTFIT WANTS TO KNOW ABOUT YOUR MANUAL "FIND," MAKE A CARBON COPY OF THIS AND GIVE IT TO YOUR HEADQUARTERS.

HISA 1686-75

TEAR ALONG DOTTED LINE





FILL IN YOUR  
UNIT'S ADDRESS

FOLD BACK

DEPARTMENT OF THE ARMY

\_\_\_\_\_  
\_\_\_\_\_

**OFFICIAL BUSINESS**

PENALTY FOR PRIVATE USE, \$300

POSTAGE AND FEES PAID  
DEPARTMENT OF THE ARMY  
DOD-314



Commander  
US Army Electronics Command  
ATTN: DRSEL-MA-Q  
Fort Monmouth, New Jersey 07703

TEAR ALONG DOTTED LINE

FOLD BACK

REVERSE OF DA FORM 2028-2 (TEST)

RECOMMENDED CHANGES TO EQUIPMENT TECHNICAL MANUALS



# SOMETHING WRONG WITH THIS MANUAL?

THEN... JOT DOWN THE DOPE ABOUT IT ON THIS FORM, TEAR IT OUT, FOLD IT AND DROP IT IN THE MAIL!

FROM: (YOUR UNIT'S COMPLETE ADDRESS)

DATE

PUBLICATION NUMBER

DATE

TITLE

BE EXACT... PIN-POINT WHERE IT IS

IN THIS SPACE TELL WHAT IS WRONG AND WHAT SHOULD BE DONE ABOUT IT:

PAGE NO.	PARA-GRAPH	FIGURE NO.	TABLE NO.
----------	------------	------------	-----------

TEAR ALONG DOTTED LINE

TYPED NAME, GRADE OR TITLE, AND TELEPHONE NUMBER

SIGN HERE:

DA FORM 2028-2 (TEST)  
1 AUG 74

P.S.--IF YOUR OUTFIT WANTS TO KNOW ABOUT YOUR MANUAL "FIND," MAKE A CARBON COPY OF THIS AND GIVE IT TO YOUR HEADQUARTERS.



FILL IN YOUR  
UNIT'S ADDRESS

FOLD BACK

DEPARTMENT OF THE ARMY

OFFICIAL BUSINESS

PENALTY FOR PRIVATE USE, \$300

POSTAGE AND FEES PAID  
DEPARTMENT OF THE ARMY  
DOD-314



Commander  
US Army Electronics Command  
ATTN: DRSEL-MA-Q  
Fort Monmouth, New Jersey 07703

TEAR ALONG DOTTED LINE

FOLD BACK

REVERSE OF DA FORM 2026-2 (TEST)



# SOMETHING WRONG WITH THIS MANUAL?

THEN... JOT DOWN THE DOPE ABOUT IT ON THIS FORM, TEAR IT OUT, FOLD IT AND DROP IT IN THE MAIL!

FROM: (YOUR UNIT'S COMPLETE ADDRESS)

DATE

PUBLICATION NUMBER

DATE

TITLE

BE EXACT... PIN-POINT WHERE IT IS

IN THIS SPACE TELL WHAT IS WRONG AND WHAT SHOULD BE DONE ABOUT IT:

PAGE NO.

PARA-GRAPH

FIGURE NO.

TABLE NO.

TEAR ALONG DOTTED LINE

TYPED NAME, GRADE OR TITLE, AND TELEPHONE NUMBER

SIGN HERE:

FILL IN YOUR  
UNIT'S ADDRESS

FOLD BACK

DEPARTMENT OF THE ARMY

OFFICIAL BUSINESS  
PENALTY FOR PRIVATE USE, \$300

POSTAGE AND FEES PAID  
DEPARTMENT OF THE ARMY  
DOD-314



Commander  
US Army Electronics Command  
ATTN: DRSEL-MA-Q  
Fort Monmouth, New Jersey 07703

TEAR ALONG DOTTED LINE

FOLD BACK

REVERSE OF DA FORM 2028-2 (TEST)

# THE METRIC SYSTEM AND EQUIVALENTS

## NEAR MEASURE

1 Centimeter = 10 Millimeters = 0.01 Meters = 0.3937 Inches  
 1 Meter = 100 Centimeters = 1000 Millimeters = 39.37 Inches  
 1 Kilometer = 1000 Meters = 0.621 Miles

## WEIGHTS

1 Gram = 0.001 Kilograms = 1000 Milligrams = 0.035 Ounces  
 1 Kilogram = 1000 Grams = 2.2 lb.  
 1 Metric Ton = 1000 Kilograms = 1 Megagram = 1.1 Short Tons

## LIQUID MEASURE

1 Milliliter = 0.001 Liters = 0.0338 Fluid Ounces  
 1 Liter = 1000 Milliliters = 33.82 Fluid Ounces

## SQUARE MEASURE

1 Sq. Centimeter = 100 Sq. Millimeters = 0.155 Sq. Inches  
 1 Sq. Meter = 10,000 Sq. Centimeters = 10.76 Sq. Feet  
 1 Sq. Kilometer = 1,000,000 Sq. Meters = 0.386 Sq. Miles

## CUBIC MEASURE

1 Cu. Centimeter = 1000 Cu. Millimeters = 0.06 Cu. Inches  
 1 Cu. Meter = 1,000,000 Cu. Centimeters = 35.31 Cu. Feet

## TEMPERATURE

$5/9(^{\circ}\text{F} - 32) = ^{\circ}\text{C}$   
 212° Fahrenheit is equivalent to 100° Celsius  
 90° Fahrenheit is equivalent to 32.2° Celsius  
 32° Fahrenheit is equivalent to 0° Celsius  
 $9/5^{\circ}\text{C} + 32 = ^{\circ}\text{F}$

## APPROXIMATE CONVERSION FACTORS

TO CHANGE	TO	MULTIPLY BY
Inches	Centimeters	2.540
Feet	Meters	0.305
Yards	Meters	0.914
Miles	Kilometers	1.609
Square Inches	Square Centimeters	6.451
Square Feet	Square Meters	0.093
Square Yards	Square Meters	0.836
Square Miles	Square Kilometers	2.590
Acres	Square Hectometers	0.405
Cubic Feet	Cubic Meters	0.028
Cubic Yards	Cubic Meters	0.765
Fluid Ounces	Milliliters	29.573
its	Liters	0.473
arts	Liters	0.946
allons	Liters	3.785
Ounces	Grams	28.349
Pounds	Kilograms	0.454
Short Tons	Metric Tons	0.907
Pound-Feet	Newton-Meters	1.356
Pounds per Square Inch	Kilopascals	6.895
Miles per Gallon	Kilometers per Liter	0.425
Miles per Hour	Kilometers per Hour	1.609

TO CHANGE	TO	MULTIPLY BY
Centimeters	Inches	0.394
Meters	Feet	3.280
Meters	Yards	1.094
Kilometers	Miles	0.621
Square Centimeters	Square Inches	0.155
Square Meters	Square Feet	10.764
Square Meters	Square Yards	1.196
Square Kilometers	Square Miles	0.386
Square Hectometers	Acres	2.471
Cubic Meters	Cubic Feet	35.315
Cubic Meters	Cubic Yards	1.308
Milliliters	Fluid Ounces	0.034
Liters	Pints	2.113
Liters	Quarts	1.057
ers	Gallons	0.264
ms	Ounces	0.035
ograms	Pounds	2.205
Metric Tons	Short Tons	1.102
Newton-Meters	Pounds-Feet	0.738
Kilopascals	Pounds per Square Inch	0.145
ometers per Liter	Miles per Gallon	2.354
ometers per Hour	Miles per Hour	0.621

