

TECHNICAL MANUAL

ORGANIZATIONAL, DIRECT SUPPORT AND

GENERAL SUPPORT MAINTENANCE

REPAIR PARTS AND

SPECIAL TOOLS LIST

(INCLUDING DEPOT MAINTENANCE REPAIR

PARTS AND SPECIAL TOOLS)

FOR

VOLTMETER, ELECTRONIC

AN/URM-145D/U

(NSN 6625-01-119-7271)

This publication is required for official use or for administrative or operational purposes only. Distribution is limited to US Government Agencies. Other requests for this document must be referred to Commander, US Army Communications-Electronics Command and Fort Monmouth, ATTN: AMSEL-ME-P, Fort Monmouth, NJ 07703-5007.

TECHNICAL MANUAL

No. 11-6625-524-24P-4

HEADQUARTERS
DEPARTMENT OF THE ARMY
WASHINGTON, DC, 1 August 1986

ORGANIZATIONAL, DIRECT SUPPORT AND
GENERAL SUPPORT MAINTENANCE
REPAIR PARTS AND SPECIAL TOOLS LIST
(INCLUDING DEPOT MAINTENANCE REPAIR
PARTS AND SPECIAL TOOLS)
FOR
VOLTMETER, ELECTRONIC AN/U RM-145D/U
(NSN 6625-01-119-7271)

Current as of 23 April 1986

REPORTING ERRORS AND RECOMMENDING IMPROVEMENTS

You can help improve this manual. If you find any mistakes or if you know of a way to improve the procedures, please let us know. Mail your letter, DA Form 2028 (Recommended Changes to Publications and Blank Forms), or DA Form 2028-2 located in back of this manual direct to: Commander, US Army Communications-Electronics Command and Fort Monmouth, ATTN: AM-SEL-ME-MR, Fort Monmouth, New Jersey 07703-5007.

In either case, a reply will be furnished direct to you.

Table of Contents

		Page	Illus Figure
Section	I. Introduction	1	
	II. Repair Parts List	1-1	
Group	00 Voltmeter, Electronic AN/URM-145D/U	1-1	1
	01 Voltmeter, Electronic ME-247D/U	2-1	2
	0101 Front Panel Assembly	3-1	3
	0102 Power Supply Board Assembly	4-1	4
	0103 Amplifier Board Assembly	5-1	5
Section	III. Special Tools List (Not applicable)		
	IV. National Stock Number and Part Number Index	I-1	

SECTION I

INTRODUCTION

1. Scope

This manual lists and authorizes spares and repair parts; special tools; special test, measurement, and diagnostic equipment (TMDE); and other special support equipment required for performance of organizational, direct support, and general support maintenance of the AN/URM-145D/U. It authorizes the requisitioning, issue, and disposition of spares, repair parts and special tools as indicated by the source, maintenance and recoverability (SMR) codes.

2. General

This Repair Parts and Special Tools List is divided into the following sections:

a. Section II. Repair Parts List. A list of spares and repair parts authorized by this RPSTL for use in the performance of maintenance. The list also includes parts which must be removed for replacement of the authorized parts. Parts lists are composed of functional groups in ascending numeric sequence, with the parts in each group listed in ascending item number sequence. Figure numbers are listed directly beneath the group header.

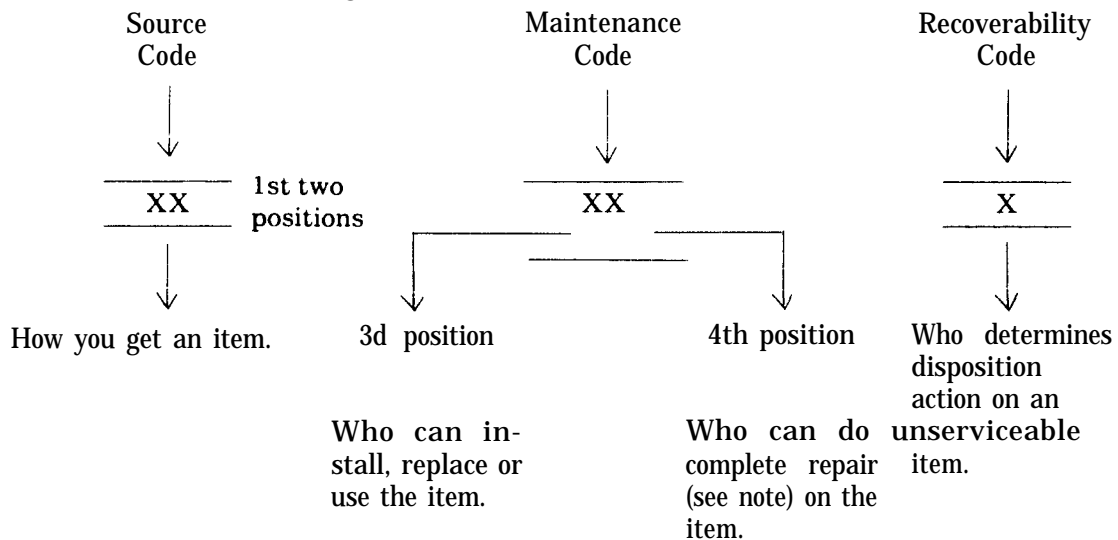
b. Section III. Special Tools List. Not applicable.

c. Section IV. National Stock Number and Part Number Index. A list, in National item identification number (NIIN) sequence, of all National stock numbered items appearing in the listing, followed by a list in alphameric sequence of all part numbers appearing in the listings. National stock numbers and part numbers are cross-referenced to each illustration figure and item number appearance.

3. Explanation of Columns (Section II and III)

a. Item No. (Column 1). Indicates the number used to identify items called out in the illustration.

b. SMR Code (Column 2). The source, maintenance, and recoverability (SMR) code is a five-position code containing supply/requisitioning information, maintenance category authorization criteria, and disposition instruction, as shown in the following breakout:



NOTE

Complete repair: Maintenance capacity, capability, and authority to perform all corrective maintenance tasks of the "Repair" function in a use/user environment in order to restore serviceability to a failed item.

(1) *Source code.* The source code tells you how to get an item needed for maintenance, repair, or overhaul of an end item/equipment. Explanations of source codes follows:

<i>Code</i>	<i>Explanation</i>
<div style="border: 1px solid black; padding: 5px; width: fit-content;"> PA PB PC PD PE PF PG </div>	<p>Stocked items; use the applicable NSN to request/requisition items with these source codes. They are authorized to the category indicated by the code entered in the third position of the SMR code.</p> <p style="text-align: center;">NOTE Items coded PC are subject to deterioration.</p>
<div style="border: 1px solid black; padding: 5px; width: fit-content;"> KD KF KB </div>	<p>Items with these codes are not to be requested/requisitioned individually. They are part of a kit which is authorized to the maintenance category indicated in the third position of the SMR code. The complete kits must be requisitioned and applied.</p>
<div style="border: 1px solid black; padding: 5px; width: fit-content;"> MO- Made at erg/ AVUM category MF- Made at DS/ AVUM category MH- Made at GS category ML- Made at Specialized Repair Activity (SRA) MD- Made at Depot </div>	<p>Items with these codes are not to be requested/requisitioned individually. They must be made from bulk material which is identified by the part number in the description and usable on code (UOC) column and listed in the Bulk Material group of the repair parts list. If the item is authorized to you by the third position code of the SMR code, but the source code indicates it is made at a higher category, order the item from the higher category of maintenance.</p>
<div style="border: 1px solid black; padding: 5px; width: fit-content;"> AO- Assembled by org/ AVUM category AF- Assembled by DS/ AVIM category AH- Assembled by GS category AL- Assembled by SRA AD- Assembled by Depot </div>	<p>Items with these codes are not to be requested/requisitioned individually. The parts that make up the assembled item must be requisitioned or fabricated and assembled at the category of maintenance indicated by the source code. If the disposition code of the SMR code authorizes you to replace the item, but the source code indicates the item is assembled at a higher category, order the item from the higher category of maintenance.</p>

<i>Code</i>	<i>Explanation</i>
XA-	Do not requisition an "XA" coded item. Order its next higher assembly.
XB-	If an "XB" item is not available from salvage, order it using the FSCM and part number given.
XC-	Installation drawing, diagram, instruction sheet, field service drawing, that is identified by manufacturer's part number.
XD-	Item is not stocked. Order an "XD" coded item through normal supply channels using the FSCM and part number given, if no NSN is available.

NOTE

Cannibalization or controlled exchange, when authorized, may be used as a source of supply for items with the above source codes, except for those source coded "XA" or those aircraft support items restricted by requirements of AR 750-1.

(2) *Maintenance code.* Maintenance codes tell you the category of maintenance authorized to USE and REPAIR support items. The maintenance codes are entered in the third and fourth positions of the SMR code as follows:

(a) The maintenance code entered in the third position tells you the lowest maintenance category authorized to remove, replace, and use an item. The maintenance code entered in the third position will indicate authorization to one of the following categories of maintenance.

<i>Code</i>	<i>Application/Explanation</i>
C-	Crew or operator maintenance done within organizational or aviation maintenance.
O-	Organizational or aviation unit category can remove, replace, and use the item.
F-	Direct support or aviation intermediate category can remove, replace, and use the item.
H-	General support category can remove, replace, and use the item.
L-	Specialized repair activity can remove, replace, and use the item.
D-	Depot category can remove, replace, and use the item.

(b) The maintenance code entered in the fourth position tells whether or not the item is to be repaired and identifies the lowest maintenance category with the capability to do complete repair (i.e., perform all authorized repair functions). This position will contain one of the following maintenance codes.

NOTE

Some limited repair may be done on the item at a lower category of maintenance, if authorized by the Maintenance Allocation Chart (MAC) and SMR codes.

<i>Code</i>	<i>Application/Explanation</i>
O-	Organizational or aviation unit is the lowest category that can do complete repair of the item.
F-	Direct support or aviation intermediate is the lowest category that can do complete repair of the item.
H-	General support is the lowest category that can do complete repair of the item.
L-	Specialized repair activity (designate the specialized repair activity) is the lowest category that can do complete repair of the item.
D-	Depot is the lowest category that can do complete repair of the item.
Z-	Nonreparable. No repair is authorized.
B-	No repair is authorized. (No parts or special tools are authorized for the maintenance of a "B" coded item). However, the item may be reconditioned by adjusting, lubricating, etc., at the user category.

(3) *Recoverability code.* Recoverability codes are assigned to items to indicate the disposition action on unserviceable items. The recoverability code is entered in the fifth position of the SMR Code as follows:

<i>Recoverability codes</i>	<i>Application/Explanation</i>
Z-	Nonreparable Item. When unserviceable, condemn and dispose of the item at the category of maintenance shown in the third position of SMR Code.
O-	Reparable item. When uneconomically repairable, condemn and dispose of the item at organizational or aviation unit category.
F-	Reparable item. When uneconomically repairable, condemn and dispose of the item at direct support or aviation intermediate category.

Recoverability
codes

Application/Explanation

- H- Repairable item. When uneconomically repairable, condemn and dispose of the item at general support category.
- D- Repairable item. When beyond lower category repair capability, return to depot. Condemnation and disposal of item not authorized below depot category.
- L- Repairable item. Condemnation and disposal not authorized below specialized repair activity (SRA).
- A- Item requires special handling or condemnation procedures because of specific reasons (e.g., precious metal content, high dollar value, critical material, or hazardous material). Refer to appropriate manuals/directives for specific instructions.

c. FSCM (Column (3)). The Federal Supply Code for Manufacturer (FSCM) is a 5-digit numeric code which is used to identify the manufacturer, distributor, or Government agency, etc., that supplies the item.

d. Part Number (Column (4)). Indicates the primary number used by the manufacturer (individual, company, firm, corporation, or Government activity), which controls the design and characteristics of the item by means of its engineering drawings, specifications, standards, and inspection requirements to identify an item or range of items.

NOTE

When you use a NSN to requisition an item, the item you receive may have a different part number from the part ordered.

- e. Description and Usable on Code (UOC) (Column (5)).* This column includes the following information.
 - (1) The Federal item name and, when required, a minimum description to identify the item.
 - (2) The statement "END OF FIGURE" appears just below the last item description in Column (5) for a given figure in both section II and section III.
- f. Qty (Column 6)).* Indicates the quantity of the item used in the breakout shown on the illustration figure, which is prepared for a functional group, subfunctional group, or an assembly. A "V" appearing in this column in lieu of a quantity indicates that the quantity is variable and the quantity may vary from application to application.

4. Explanation of Columns (Section IV)

- a. National Stock Number (NSN) Index.*
 - (1) *Stock number column.* This column lists the NSN by National item identification number (NIIN) sequence. The NIIN consists of the last nine digits of the NSN. When using this column to locate an item, ignore the first four digits of the NSN. When requisitioning items use the complete NSN (13 digits).
 - (2) *Fig. column.* This column lists the number of the figure where the item is identified/located. The illustrations are in numerical sequence in sections II and III.
 - (3) *Item column.* The item number identifies the item associated with the figure listed in the adjacent Fig. column. This item is also identified by the NSN listed on the same line.
- b. Part Number Index.* Part numbers in this index are listed by part number in ascending alphameric sequence.
 - (1) *FSCM column.* This column lists the Federal supply code for manufacturer (FSCM).
 - (2) *Part number column.* This column indicates the part number assigned to the item.
 - (3) *Stock number column.* This column lists the National stock number for the associated part number and manufacturer identified in the part number and FSCM columns to the left.
 - (4) *Fig. column.* This column lists the number of the figure where the item is identified/located in sections II and III.
 - (5) *Item column.* The item number is that number assigned to the item as it appears in the figure referenced in the adjacent figure number column.

5. Special Information

a. Associated Publications. The publications listed below pertains to the AN/URM-145D/U and its components:

TM 11-6625-524-14-4, Voltmeter, Electronic AN/URM-145D/U

b. National Stock Numbers. National stock numbers (NSN'S) that are missing from P source coded items have been applied for and will be added to this TM by future change/revision when they are entered in the Army Master Data File (AMDF). Until the NSN'S are established and published, submit exception requisitions to:

Commander, US Army Communications-Electronics Command and Fort Monmouth, ATTN: AMSEL-MM, Fort Monmouth, NJ 07703-5006 for the part required to support your equipment.

6. How to Locate Repair Parts

a. When National stock number or part number is not known.

(1) *First.* Using the table of contents, determine the assembly group or subassembly group to which the item belongs. This is necessary since figures are prepared for assembly groups and subassembly groups, and listings are divided into the same groups.

(2) *Second.* Find the figure covering the assembly group or subassembly group to which the item belongs.

(3) *Third.* Identify the item on the figure and note the item number.

(4) *Fourth.* Refer to the Repair Parts List for the figure to find the part number for the item number noted on the figure.

(5) *Fifth.* Refer to the Part Number Index to find the NSN, if assigned.

b. When National stock number or part number is known.

(1) *First.* Using the index of National stock numbers and part numbers, find the pertinent National stock number or part number. The NSN index is in National item identification number (NIIN) sequence (para 4a(1)). The part numbers in the part number index are listed in ascending alphameric sequence (para 4b). Both indexes cross-reference you to the illustration figure and item number of the item you are looking for.

(2) *Second.* After finding the figure and item number, verify that the item is the one you're looking for, then locate the item number in the repair parts list for the figure.

7. Abbreviations

Not applicable.

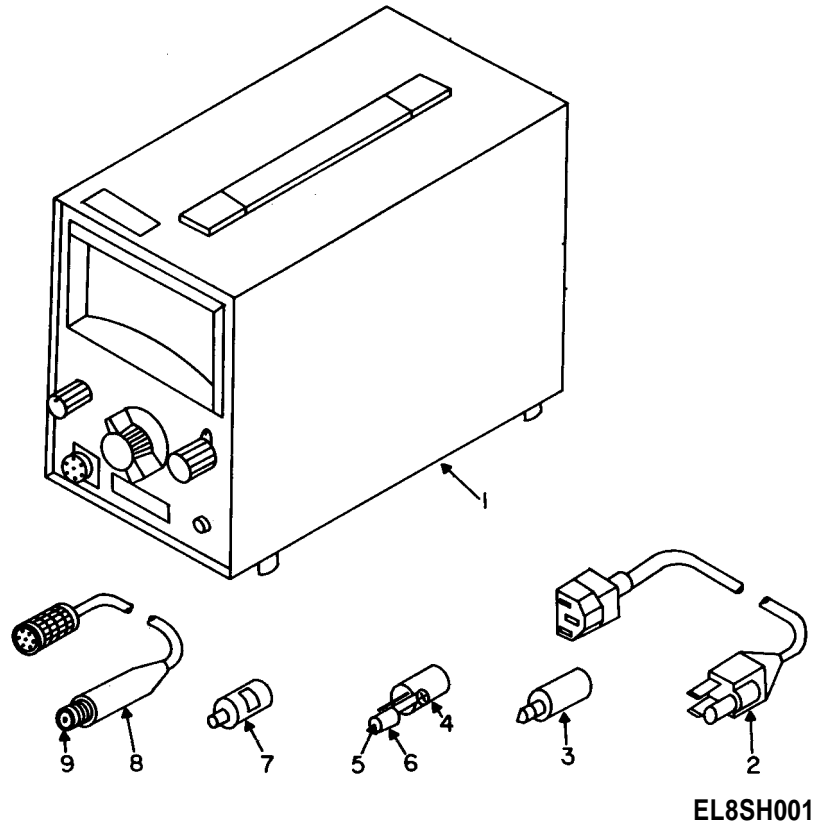


Figure 1. Voltmeter, Electronic AN/URM-145D/U.

SECTION II

(1)	(2)	(3)	(4)	(5)	(6)
ITEM	SMR		PART		
NO	CODE	FSCM	NUMBER	DESCRIPTION AND USABLE ON CODE (UOC)	QTY

GROUP 00 VOLTMETER, ELECTRONIC
AN/URM-145D

FIG. 1

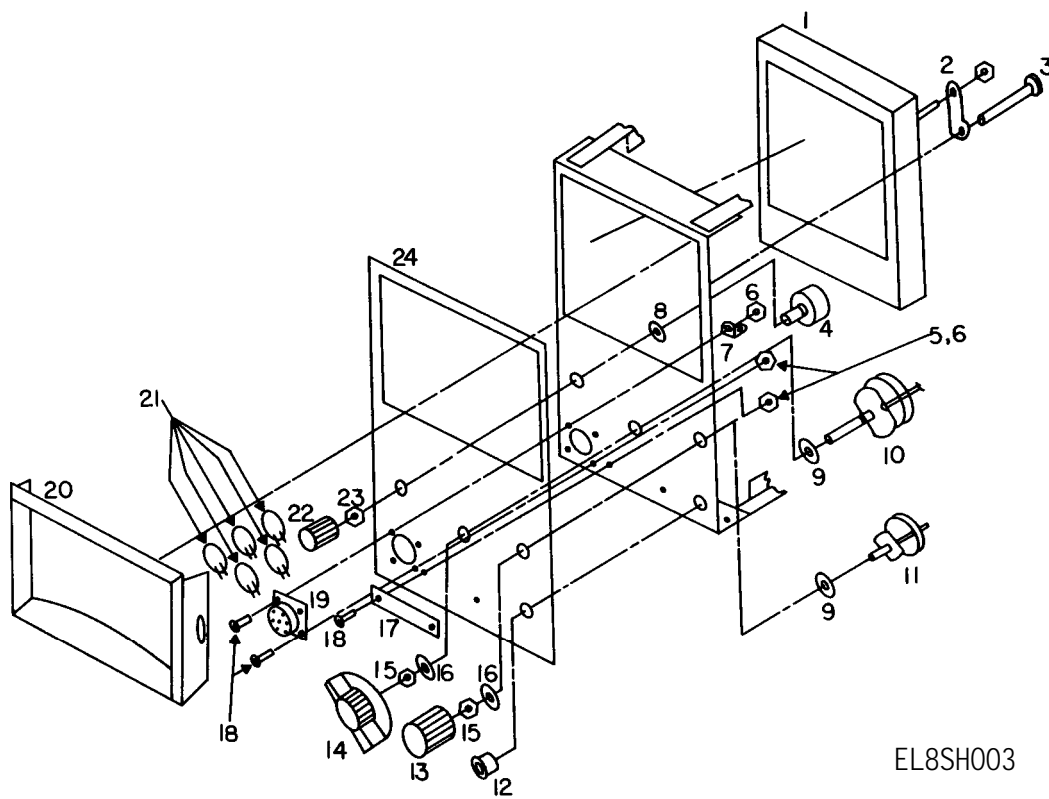
1	PAHHH	80058	ME247D/U	VOLTMETER	1
2	PAHZZ	16428	17743	CABLE ASSEMBLY,POWE	1
3	PAHZZ	82389	60	PLUG,TELEPHONE	1
4	PAHZZ	85711	900-2002A	TEST LEAD ATTACHMEN	1
5	PAHZZ	76545	30C	CLIP,ELECTRICAL	1
6	XBHZZ	76545	32BK	BOOT,CLIP	1
7	PAHZZ	85711	900-2050A	ADAPTER,TEST	1
8	PAHZZ	85711	900-2000B	LEAD,TEST	1
	PAHZZ	85711	900-2004B	DIODE CARTRIDGE	1

END OF FIGURE

SECTION II

(1) ITEM NO	(2) SMR CODE	(3) FSCM	(4) PART NUMBER	(5) DESCRIPT QTY	(6)
GROUP 01 VOLTMETER, ELECTRONIC ME-247D/U					
FIG. 2					
1	XBHZZ	85711	810-1025	COVER, TC 1	
2	XBHZZ	85711	350-1131	PLATE, ID 1	
3	PAHZZ	96906	MS35206-21	SCREW, MA 2	
4	PAHZZ	96906	MS35206-23	SCREW, MA 4	
5	PAHZZ	12136	1775-354-3	HANDLE, L 1	
6	PAHZZ	96906	MS35333-37	WASHER, L 6	
7	PAHZZ	96906	MS35206-25	SCREW, MA 6	
8	XBHZZ	85711	810-1027	COVER, BA 1	
9	PAHZZ	96906	MS35206-22	SCREW, MA 4	
10	XBHZZ	85711	865-1000	POST, ELE 4	
11	XBHZZ	85711	450-1703	CAL BD A 1	
12	XBHZZ	85711	450-1707	PWR PANE 1	
13	PAHHH	85711	450-1701	PWR SUPP 1	
14	XBHZZ	85711	810-2128P2	CHASSIS 1	
15	XBHZZ	85711	878-1004	SCREW TA 5	
16	PAHZZ	96906	MS35190-22	SCREW, MA 2	
17	XBHZZ	85711	810-1026	COVER, BC 1	
18	PAHZZ	70485	18W	BUMPER, R 4	
19	PAHZZ	96906	MS35333-36	WASHER, L 6	
20	PAHZZ	96906	MS35649-24	NUT, PLAI 6	
21	PAHZZ	85711	800-5605	STAND, TI 1	
22	PAHZZ	85711	800-5604	CLIP, KIC 2	
23	PAHZZ	96906	MS35190-22	SCREW, MA 4	
24	PAHZZ	96906	MS35190-23	SCREW, MA 2	
25	PAHZZ	80205	NAS671-6	NUT, PLAI 4	
26	XBHZZ	85711	810-2128P1	CHASSIS 1	
27	PAHHH	85711	450-1702	AMPLIFIE 1	
	XBHZZ	85711	810-2128P3	CHASSIS 1	

END OF FIGURE



EL8SH003

Figure 3. Front Panel Assembly.

SECTION II

(1)	(2)	(3)	(4)	(5)	(6)
ITEM	SMR		PART		
NO	CODE	FSCM	NUMBER	DESCRIPTQTY	

GROUP 0101 FRONT PANEL
ASSEMBLY

FIG. 3

1	XBHZZ	85711	251-1143	VOLTMETE	1
2	XBHZZ	85711	207-2001	RETAINER	2
3	PAHZZ	96906	MS35206-23	SCREW, MA	2
4	PAHZZ	71450	JK1494	RESISTOR	1
5	PAHZZ	96906	MS35333-36	WASHER, L	1
6	PAHZZ	96906	MS35649-24	NUT, PLAI	2
7	XBHZZ	79963	523-.120	TERMINAL	3
8	PAHZZ	96906	MS35333-40	WASHER, L	1
9	PAHZZ	96906	MS35333-42	WASHER, L	1
10	XBHZZ	85711	420-1132	SWITCH A	1
11	XBHZZ	85711	410-1133	SWITCH, R	1
12	PAHZZ	72619	559-0201-0	LIGHT EM	1
13	XBHZZ	21604	PS70PL-2BK	KNOB	1
14	XBHZZ	21604	PS95BL-L-S	KNOB	1
15	PAHZZ	96906	MS25082-20	NUT, PLAI	1
16	PAHZZ	88044	AN960-616L	WASHER, F	1
17	XBHZZ	85711	350-1130	PLATE, ID	1
18	PAHZZ	96906	MS35206-21	SCREW, MA	2
19	PAHZZ	02660	165-16	CONNECTO	1
20	XBHZZ	85711	207-2000	BEZEL	1
21	XBHZZ	71590	DD202	CAP FXD	5
22	XBHZZ	21604	PS50D-1BK	KNOB	1
23	PAHZZ	96906	MS25082-13	NUT, PLAI	1
	XBHZZ	85711	350-1128	PANEL, FR	1

END OF FIGURE

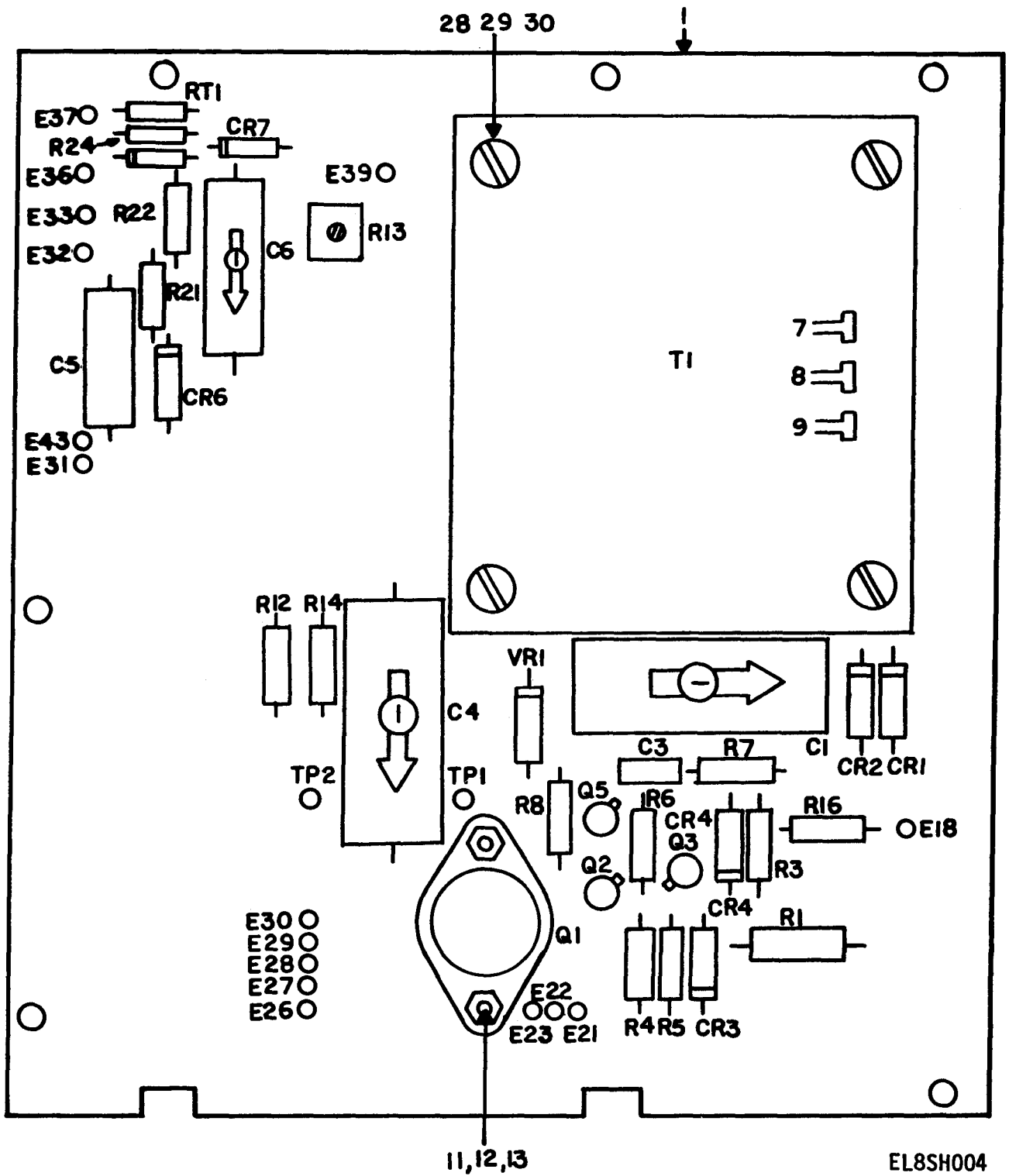


Figure 4. Power Supply Board Assembly (Sheet 1 of 2).

EL8SH004

REF. DES.	ITEM NO.	REF. DES.	ITEM NO.	REF. DES.	ITEM NO.
2C1	2	2Q4	N/A	2R15	N/A
2C2	N/A	2Q5	14	2R16	24
2C3	3	2R1	16	2R17	N/A
2C4	2	2R2	N/A	2R18	N/A
2C5	4	2R3	17	2R19	N/A
2C6	5	2R4	18	2R20	N/A
2CR1	6	2R5	19	2R21	25
2CR2	6	2R6	18	2R22	26
2CR3	7	2R7	20	2R23	N/A
2CR4	7	2R8	21	2R24	33
2CR5	8	2R9	N/A	2RT1	34
2CR6	9	2R10	N/A	2T1	27
2CR7	6	2R11	N/A	2VR1	31
2Q1	10	2R12	22	2XQ2	32
2Q2	14	2R13	23		
2Q3	15	2R14	22		

Figure 4 Power Supply Board Assembly (Sheet 2 of 2).

SECTION II

(1) ITEM NO	(2) SMR CODE	(3) FSCM	(4) PART NUMBER	(5) DESCRIPTQTY	(6)
GROUP 0102 POWER SUPPLY BOARD					
FIG. 4					
1	XBHZZ	85711	780-1701	PTD CKT	1
2	PAHZZ	30039	TD1000M50	CAPACITC	2
3	XBHZZ	71590	DC103	CAP FXD	1
4	PAHZZ	56289	2DF-M1	CAPACITC	1
5	PAHZZ	30039	TD220M25	CAPACITC	1
6	PAHZZ	15238	1N4004	SEMICOND	3
7	PAHZZ	81349	JAN1N914	SEMICOND	2
8	XBHZZ	85711	101-2042	SEMICOND	1
9	PAHZZ	81349	JAN1N758A	SEMICOND	1
10	PAHZZ	81349	JAN2N3055	TRANSIST	1
11	PAHZZ	96906	MS35206-25	SCREW, MA	2
12	PAHZZ	96906	MS35333-37	WASHER, L	2
13	PAHZZ	80205	NAS671-6	NUT, PLAI	2
14	XBHZZ	07263	2N2907	TRANSIST	2
15	XBHZZ	07263	2N2222	TRANSIST	1
16	PAHZZ	81349	RWR89S30R1	RESISTOR	1
17	PAHZZ	81349	RCR20G103J	RESISTOR	1
18	PAHZZ	81349	RCR20G101J	RESISTOR	2
19	PAHZZ	81349	RCR20G681J	RESISTOR	1
20	PAHZZ	81349	RCR20G470J	RESISTOR	1
21	PAHZZ	81349	RCR20G222J	RESISTOR	1
22	PAHZZ	81349	RCR20G102J	RESISTOR	2
23	PAHZZ	11236	465U501A	RESISTOR	1
24	PAHZZ	81349	RCR20G472J	RESISTOR	1
25	PAHZZ	81349	RNC60H3480	RESISTOR	1
26	PAHZZ	81349	RNC60H2001	RESISTOR	1
27	PAHZZ	85711	300-1028	TRANSFOR	1
28	XBHZZ	85711	865-1115	SPACER	4
29	PAHZZ	96906	MS35333-38	WASHER, L	4
30	PAHZZ	96906	MS35649-28	NUT, PLAI	8
31	XBHZZ	14433	1N753A	SEMICOND	1
	PAHZZ	97913	MPT4003-10	SOCKET, P	3

END OF FIGURE

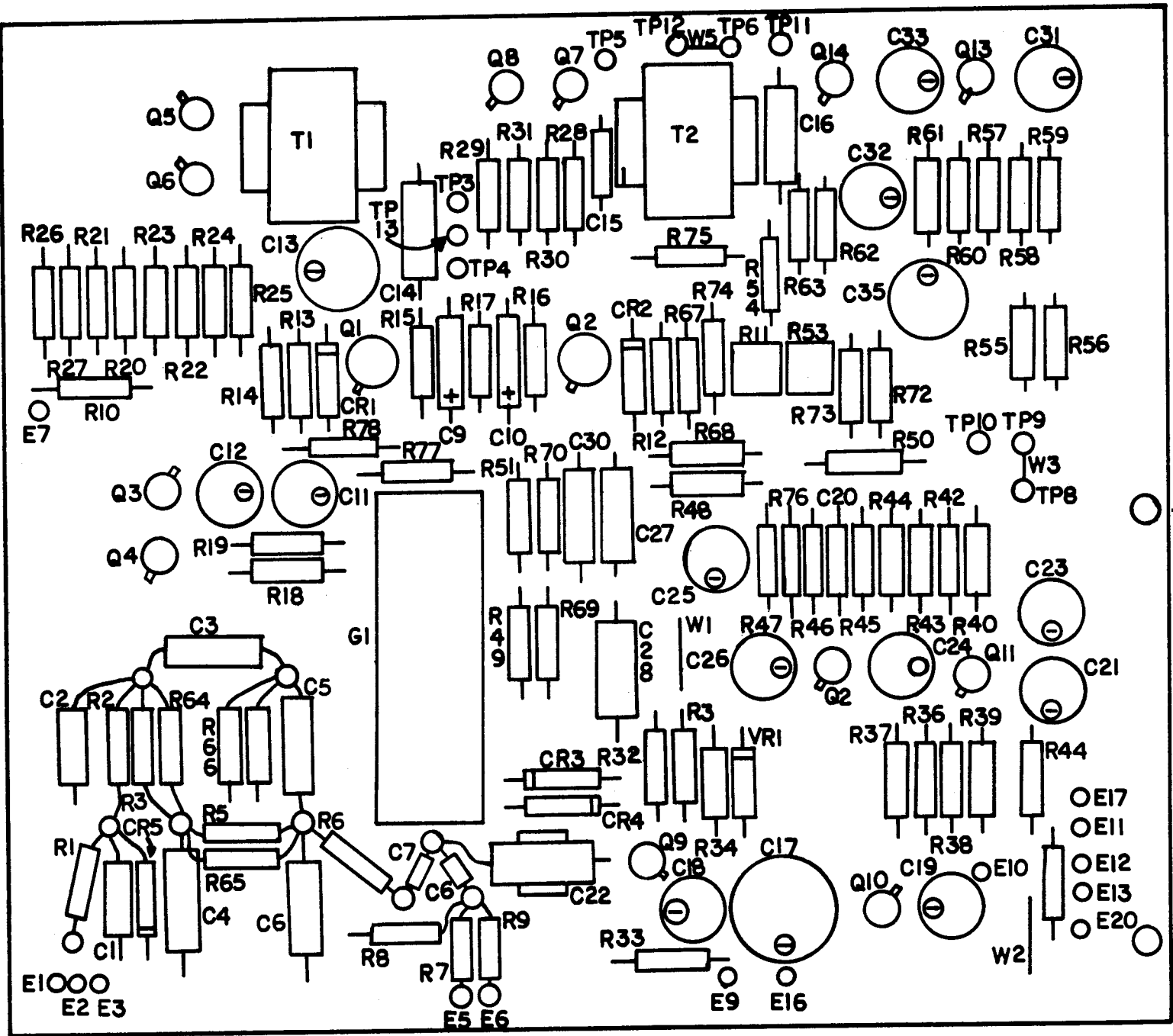


Figure 5. Amplifier Board Assembly (Sheet 1 of 2).

EL8SH005

REF. DES.	ITEM NO.	REF. DES.	ITEM NO.	REF. DES.	ITEM NO.	REF. DES.	ITEM NO.	REF. DES.	ITEM NO.
3C1	2	3C30	3	3R4	22	3R33	38	3R62	33
3C2	2	3C31	8	3R5	21	3R34	39	3R63	59
3C3	3	3C32	8	3R6	21	3R35	40	3R64	60
3C4	4	3C33	8	3R7	23	3R36	41	3R65	60
3C5	3	3C34	N/A	3R8	24	3R37	42	3R66	61
3C6	5	3C35	9	3R9	25	3R38	43	3R67	N/A
3C7	6	3CR1	14	3R10	26	3R39	30	3R68	N/A
3C8	6	3CR2	14	3R11	27	3R40	44	3R69	N/A
3C9	7	3CR3	15	3R12	28	3R41	45	3R70	N/A
3C10	7	3CR4	15	3R13	29	3R42	46	3R71	N/A
3C11	8	3CR5	16	3R14	29	3R43	47	3R72	40
3C12	8	3G1	17	3R15	30	3R44	44	3R73	62
3C13	9	3Q1	18	3R16	30	3R45	45	3R74	N/A
3C14	10	3Q2	18	3R17	31	3R46	46	3R75	46
3C15	6	3Q3	19	3R18	32	3R47	48	3R76	26
3C16	11	3Q4	19	3R19	32	3R48	49	3R77	63
3C17	12	3Q5	19	3R20	33	3R49	50	3R78	63
3C18	8	3Q6	19	3R21	33	3R50	51	3T1	64
3C19	8	3Q7	19	3R22	34	3R51	50	3T2	64
3C20	2	3Q8	19	3R23	34	3R52	52	3VR1	65
3C21	8	3Q9	20	3R24	35	3R53	53	3XG1A	66
3C22	13	3Q10	19	3R25	35	3R54	54	3XG1B	67
3C23	8	3Q11	19	3R26	36	3R55	55	3XQ1	68
3C24	8	3Q12	19	3R27	36	3R56	56	3XQ3	69
3C25	8	3Q13	19	3R28	33	3R57	33	3XQ9	70
3C26	8	3Q14	19	3R29	33	3R58	57		
3C27	3	3R1	21	3R30	32	3R59	45		
3C28	4	3R2	21	3R31	32	3R60	54		
3C29	N/A	3R3	21	3R32	37	3R61	58		

Figure 5 Amplifier Board Assembly (Sheet 2 of 2).

NATIONAL STOCK NUMBER AND PART NUMBER INDEX

STOCK NUMBER	NATIONAL STOCK NUMBER INDEX		STOCK NUMBER	FIG. ITEM	
	FIG.	ITEM		FIG.	ITEM
5961-00-001-8758	5	65	5905-00-465-0345	5	29
5905-00-007-1903	5	49	5905-00-471-2259	5	62
5305-00-059-4550	2	24	5905-00-471-6253	5	50
5961-00-068-1985	5	18	5905-00-479-9951	5	52
5905-00-104-8344	5	23	5905-00-483-4132	5	43
5905-00-104-8345	5	26	5935-00-518-1071	4	32
5905-00-104-8349	5	38		5	69
5905-00-106-9344	4	18	5310-00-550-1130	3	8
	5	28	5905-00-558-6814	5	25
5905-00-106-9348	5	60	5310-00-559-0070	4	29
5905-00-110-0196	4	22	5310-00-579-0079	2	6
	5	54		4	12
5905-00-111-4734	4	20	5310-00-595-7237	3	9
	5	59	5310-00-631-1294	2	25
5905-00-111-4746	5	44		4	13
5905-00-111-8357	4	19	5999-00-683-3508	1	5
	5	47	5935-00-687-1842	1	3
5905-00-114-5361	5	55	5935-00-721-0431	3	19
5905-00-114-5489	5	32	5905-00-721-2344	5	40
5905-00-116-8557	5	58	5961-00-752-6121	5	15
5905-00-116-8561	5	31	5961-00-842-9864	4	7
5905-00-116-8562	5	35		5	14
5905-00-116-8565	5	57	5305-00-889-2997	3	18
5905-00-126-6691	5	36	5305-00-889-3000	2	4
5905-00-138-1283	5	22	5305-00-889-3116	2	3
5905-00-141-0591	4	17	5961-00-894-0684	4	9
	5	33	5905-00-894-6865	5	39
5905-00-141-0595	4	24	5310-00-902-7834	3	23
	5	45	5910-00-903-7523	5	10
5905-00-141-0596	5	61	5961-00-914-6005	4	6
5905-00-141-0723	5	48	5905-00-931-1262	5	42
5905-00-141-1130	5	34	5310-00-934-9739	2	20
5905-00-141-1168	4	21		3	6
	5	56	5310-00-934-9757	4	30
5905-00-147-0416	4	25	5905-00-935-8539	5	46
5310-00-159-6321	3	15	5905-00-935-8541	5	63
5905-00-165-3107	5	21	5305-00-958-5457	2	23
5310-00-167-0837	3	16	5305-00-958-6230	2	16
5310-00-193-7577	2	19	6625-00-975-1292	1	4
	3	5	5305-00-984-4983	2	9
5961-00-199-6008	4	10	5305-00-984-4988	2	7
5910-00-211-1261	5	7		4	11
6625-00-223-1930	1	7	5305-00-984-6222	3	3
5905-00-403-3124	4	26	5950-01-005-9288	4	27
	5	30	5950-01-005-9843	5	64
5905-00-403-3147	5	41	5905-01-006-8525	4	23
6625-00-408-3395	1	9	5905-01-006-8526	5	27
5910-00-410-4221	4	4	5905-01-006-8527	5	53
5905-00-451-7412	5	51	5935-01-007-5678	5	66
6625-00-451-9289	1	8	5935-01-015-8239	5	68

NATIONAL STOCK NUMBER AND PART NUMBER INDEX

STOCK NUMBER	NATIONAL STOCK NUMBER INDEX		FIG.	ITEM
	FIG.	ITEM		
5905-01-050-4105	5	37		
5340-01-058-7384	2	18		
5961-01-088-2228	3	12		
6150-01-111-1717	1	2		
5910-01-117-2730	5	2		
5910-01-117-2734	4	2		
5910-01-117-3424	4	5		
5905-01-117-5003	5	24		
5910-01-117-8125	5	13		
5910-01-117-8126	5	3		
5910-01-117-8127	5	4		
5910-01-117-8152	5	9		
5910-01-117-8153	5	12		
6625-01-117-8325	2	21		
6625-01-117-8326	2	22		
5905-01-118-1171	3	4		
5935-01-118-1493	5	70		
5340-01-121-0532	2	5		
6625-01-129-1886	1	1		
5905-01-181-3231	4	16		

SECTION IV

NATIONAL STOCK NUMBER AND PART NUMBER INDEX

PART NUMBER INDEX				
FSCM	PART NUMBER	STOCK NUMBER	FIG.	ITEM
88044	AN960-616L	5310-00-167-0837	3	16
71590	DC103		4	3
71590	DD202		3	21
			5	6
30039	EM1200-1A		5	5
17856	FN3620		5	20
81349	JAN1N753A	5961-00-752-6121	5	15
81349	JAN1N758A	5961-00-894-0684	4	9
81349	JAN1N914	5961-00-842-9864	4	7
			5	14
81349	JAN2N3055	5961-00-199-6008	4	10
71450	JK1494	5905-01-118-1171	3	4
80058	ME247D/U	6625-01-129-1886	1	1
97913	MPT4003-10	5935-00-518-1071	4	32
			5	69
97913	MPT4004-4	5935-01-118-1493	5	70
97913	MPT6003-7	5935-01-015-8239	5	68
96906	MS25082-13	5310-00-902-7834	3	23
96906	MS25082-20	5310-00-159-6321	3	15
96906	MS35043-23	5905-00-141-0596	5	61
96906	MS35190-224	5305-00-958-6230	2	16
96906	MS35190-226	5305-00-958-5457	2	23
96906	MS35190-235	5305-00-059-4550	2	24
96906	MS35206-213	5305-00-889-3116	2	3
96906	MS35206-215	5305-00-889-2997	3	18
96906	MS35206-226	5305-00-984-4983	2	9
96906	MS35206-230	5305-00-889-3000	2	4
96906	MS35206-235	5305-00-984-6222	3	3
96906	MS35206-25	5305-00-984-4988	2	7
			4	11
96906	MS35333-36	5310-00-193-7577	2	19
			3	5
96906	MS35333-37	5310-00-579-0079	2	6
			4	12
96906	MS35333-38	5310-00-559-0070	4	29
96906	MS35333-40	5310-00-550-1130	3	8
96906	MS35333-42	5310-00-595-7237	3	9
96906	MS35649-242	5310-00-934-9739	2	20
			3	6
96906	MS35649-282	5310-00-934-9757	4	30
81349	M39003/01-3085	5910-00-211-1261	5	7
80205	NAS671-6	5310-00-631-1294	2	25
			4	13
30039	PD100M16		5	8
30039	PD470M16	5910-01-117-8152	5	9
21604	PS50D-1BK		3	22
21604	PS70PL-2BK		3	13
21604	PS95BL-L-S2BK		3	14
81349	RRC20G101JS	5905-00-106-9344	4	18
			5	28
81349	RRC20G102JS	5905-00-110-0196	4	22

SECTION IV

NATIONAL STOCK NUMBER AND PART NUMBER INDEX

PART NUMBER INDEX				
FSCM	PART NUMBER	STOCK NUMBER	FIG.	ITEM
81349	RCR20G102JS	5905-00-110-0196	5	54
81349	RCR20G103JS	5905-00-141-0591	4	17
			5	33
81349	RCR20G114JS	5905-00-116-8557	5	58
81349	RCR20G121JS	5905-00-114-5361	5	55
81349	RCR20G150JS	5905-00-126-6691	5	36
81349	RCR20G154JS	5905-00-106-9348	5	60
81349	RCR20G163JS	5905-00-111-4746	5	44
81349	RCR20G202JS	5905-00-935-8539	5	46
81349	RCR20G222JS	5905-00-141-1168	4	21
			5	56
81349	RCR20G270JS	5905-00-116-8561	5	31
81349	RCR20G272JS	5905-00-141-1130	5	34
81349	RCR20G301JS	5905-00-935-8541	5	63
81349	RCR20G360JS	5905-00-465-0345	5	29
81349	RCR20G361JS	5905-00-116-8562	5	35
81349	RCR20G470JS	5905-00-111-4734	4	20
			5	59
81349	RCR20G472JS	5905-00-141-0595	4	24
			5	45
81349	RCR20G511JS	5905-00-104-8349	5	38
81349	RCR20G560JS	5905-00-104-8345	5	26
81349	RCR20G621JS	5905-00-141-0723	5	48
81349	RCR20G623JS	5905-00-116-8565	5	57
81349	RCR20G625JS	5905-00-104-8344	5	23
81349	RCR20G681JS	5905-00-111-8357	4	19
			5	47
81349	RCR20G823JS	5905-00-114-5489	5	32
81349	RNC60H10R0FS	5905-01-050-4105	5	37
81349	RNC60H1000FS	5905-00-471-2259	5	62
81349	RNC60H1002FS	5905-00-138-1283	5	22
81349	RNC60H1212FS	5905-00-471-6253	5	50
81349	RNC60H1582FS	5905-00-931-1262	5	42
81349	RNC60H2001FS	5905-00-403-3124	4	26
			5	30
81349	RNC60H2002FS	5905-00-165-3107	5	21
81349	RNC60H2003FS	5905-00-479-9951	5	52
81349	RNC60H2803FS	5905-00-721-2344	5	40
81349	RNC60H3480FS	5905-00-147-0416	4	25
81349	RNC60H4751FS	5905-00-403-3147	5	41
81349	RNC60H4993FS	5905-00-451-7412	5	51
81349	RNC60H5621DS	5905-00-558-6814	5	25
81349	RNC60H6040FS	5905-00-894-6865	5	39
81349	RNC60H6041FS	5905-00-007-1903	5	49
81349	RNC60H6650FS	5905-00-483-4132	5	43
81349	RWR89S30R1FS	5905-01-181-3231	4	16
30039	TD1000M50	5910-01-117-2734	4	2
30039	TD2000M16	5910-01-117-8153	5	12
30039	TD220M25	5910-01-117-3424	4	5
15915	TS0.5W-25ROF	5905-01-117-5003	5	24

SECTION IV

NATIONAL STOCK NUMBER AND PART NUMBER INDEX

PART NUMBER INDEX				
FSCM	PART NUMBER	STOCK NUMBER	FIG.	ITEM
00779	1-380758	5935-01-007-5678	5	66
15238	1N4004	5961-00-914-6005	4	6
04713	1N5238B	5961-00-001-8758	5	65
14433	1N753A		4	31
85711	101-2026		5	16
85711	101-2042		4	8
74840	105BPAD50N		5	11
02660	165-16	5935-00-721-0431	3	19
16428	17743	6150-01-111-1717	1	2
12136	1775-354-324	5340-01-121-0532	2	5
70485	18W	5340-01-058-7384	2	18
56289	2DF-M1	5910-00-410-4221	4	4
07263	2N2222		4	15
07263	2N2907		4	14
			5	19
02735	2N4036	5961-00-068-1985	5	18
85711	207-2000		3	20
85711	207-2001		3	2
85711	251-1143		3	1
54904	3-103-2B	5910-01-117-2730	5	2
76545	30C	5999-00-683-3508	1	5
85711	300-1028	5950-01-005-9288	4	27
76545	32BK		1	6
85711	350-1128		3	24
85711	350-1130		3	17
85711	350-1131		2	2
11236	362U103B	5905-01-006-8527	5	53
54904	4-103-4B	5910-01-117-8125	5	13
85711	410-1133		3	11
85711	420-1132		3	10
85711	450-1701		2	13
85711	450-1702		2	27
85711	450-1703		2	11
85711	450-1707		2	12
11236	465U201A	5905-01-006-8526	5	27
11236	465U501A	5905-01-006-8525	4	23
79963	523-.120		3	7
72619	559-0201-003	5961-01-088-2228	3	12
56289	6PS-S47	5910-00-903-7523	5	10
82389	60	5935-00-687-1842	1	3
83330	63-1072		5	67
54904	7F-154-1C	5910-01-117-8126	5	3
54904	7F-304-1C	5910-01-117-8127	5	4
85711	700-1025		5	17
85711	780-1701		4	1
85711	780-1702		5	1
85711	800-5604	6625-01-117-8326	2	22
85711	800-5605	6625-01-117-8325	2	21
85711	810-1025		2	1
85711	810-1026		2	17
85711	810-1027		2	8

SECTION IV

NATIONAL STOCK NUMBER AND PART NUMBER INDEX

PART NUMBER INDEX				
FSCM	PART NUMBER	STOCK NUMBER	FIG.	ITEM
85711	810-2128P1		2	26
85711	810-2128P2		2	14
85711	810-2128P3		2	28
85711	865-1000		2	10
85711	865-1115		4	28
85711	878-1004		2	15
85711	900-2000B	6625-00-451-9289	1	8
85711	900-2002A	6625-00-975-1292	1	4
85711	900-2004B	6625-00-408-3395	1	9
85711	900-2050A	6625-00-223-1930	1	7

RECOMMENDED CHANGES TO EQUIPMENT TECHNICAL PUBLICATIONS



THEN... JOT DOWN THE DOPE ABOUT IT ON THIS FORM. CAREFULLY TEAR IT OUT, FOLD IT AND DROP IT IN THE MAIL!

SOMETHING WRONG WITH THIS PUBLICATION?

FROM: (PRINT YOUR UNIT'S COMPLETE ADDRESS)
 Commander
 Stateside Army Depot
 ATTN: AMSTA-US
 Stateside, N.J. 07703-5007

DATE SENT
 10 July 1975

PUBLICATION NUMBER TM 11-5840-340-20P	PUBLICATION DATE 23 Jan 78	PUBLICATION TITLE Radar Set AN/PRC-76
--	-------------------------------	--

BE EXACT... PIN-POINT WHERE IT IS				IN THIS SPACE TELL WHAT IS WRONG AND WHAT SHOULD BE DONE ABOUT IT:
PAGE NO	PARA-GRAPH	FIGURE NO	TABLE NO	
33				For item 2, change the NSN to read: 5835-00-134-9186. Reason: Accuracy.
44		19		Identify the cover on the junction box (item no. 5). Reason: It is a separate item and is not called out on figure 19.
45				Add the cover of the junction box as an item in the listing for figure 19. Reason: Same as above

SAMPLE

PRINTED NAME, GRADE OR TITLE, AND TELEPHONE NUMBER
 SSG I. M. DeSpirito of 999-1776

SIGN HERE

TEAR ALONG PERFORATED LINE

FILL IN YOUR
UNIT'S ADDRESS

FOLD BACK

DEPARTMENT OF THE ARMY

POSTAGE AND FEES PAID
DEPARTMENT OF THE ARMY
DOD 314



OFFICIAL BUSINESS
PENALTY FOR PRIVATE USE \$300

SAMPLE

Commander
US Army Communications-Electronics Command
and Fort Monmouth
ATTN: AMSEL-ME-MP
Fort Monmouth, New Jersey 07703-5007

TEAR ALONG PERFORATED LINE

RECOMMENDED CHANGES TO EQUIPMENT TECHNICAL PUBLICATIONS



THEN...JOT DOWN THE DOPE ABOUT IT ON THIS FORM. CAREFULLY TEAR IT OUT, FOLD IT AND DROP IT IN THE MAIL.

SOMETHING WRONG WITH THIS PUBLICATION?

FROM: (PRINT YOUR UNIT'S COMPLETE ADDRESS)

DATE SENT

PUBLICATION NUMBER
TM 11-6625-524-24P-4

PUBLICATION DATE
1 August 1986

PUBLICATION TITLE
Voltmeter, Electronic
AN/URM-145D/U

BE EXACT PIN-POINT WHERE IT IS

PAGE NO.	PARA-GRAPH	FIGURE NO.	TABLE NO.
----------	------------	------------	-----------

IN THIS SPACE TELL WHAT IS WRONG AND WHAT SHOULD BE DONE ABOUT IT:

TEAR ALONG PERFORATED LINE

PRINTED NAME GRADE OR TITLE AND TELEPHONE NUMBER

SIGN HERE

FILL IN YOUR
UNIT'S ADDRESS

FOLD BACK

DEPARTMENT OF THE ARMY

OFFICIAL BUSINESS
PENALTY FOR PRIVATE USE \$300

POSTAGE AND FEES PAID
DEPARTMENT OF THE ARMY
DOD 314



TEAR ALONG PERFORATED LINE

Commander
US Army Communications-Electronics Command
and Fort Monmouth
ATTN: AMSEL-ME-MP
Fort Monmouth, New Jersey 07703-5007

RECOMMENDED CHANGES TO EQUIPMENT TECHNICAL PUBLICATIONS



THEN...JOT DOWN THE DOPE ABOUT IT ON THIS FORM. CAREFULLY TEAR IT OUT, FOLD IT AND DROP IT IN THE MAIL.

SOMETHING WRONG WITH THIS PUBLICATION?

FROM: (PRINT YOUR UNIT'S COMPLETE ADDRESS)

DATE SENT

PUBLICATION NUMBER

TM 11-6625-524-24P-4

PUBLICATION DATE

1 August 1986

PUBLICATION TITLE

Voltmeter, Electronic
AN/URM-145D/U

BE EXACT PIN-POINT WHERE IT IS

PAGE NO.	PARA-GRAPH	FIGURE NO.	TABLE NO.

IN THIS SPACE TELL WHAT IS WRONG AND WHAT SHOULD BE DONE ABOUT IT:

TEAR ALONG PERFORATED LINE

PRINTED NAME GRADE OR TITLE AND TELEPHONE NUMBER

SIGN HERE

DA FORM 2028-2
1 JUL 79

PREVIOUS EDITIONS
ARE OBSOLETE

P.S. IF YOUR OUTFIT WANTS TO KNOW ABOUT YOUR
RECOMMENDATION MAKE A CARBON COPE OF THIS
AND GIVE IT TO YOUR HEADQUARTERS.

FILL IN YOUR
UNIT'S ADDRESS

FOLD BACK

DEPARTMENT OF THE ARMY

OFFICIAL BUSINESS
PENALTY FOR PRIVATE USE \$300

POSTAGE AND FEES PAID
DEPARTMENT OF THE ARMY
DOD 314



TEAR ALONG PERFORATED LINE

Commander
US Army Communications-Electronics Command
and Fort Monmouth
ATTN: AMSEL-ME-MP
Fort Monmouth, New Jersey 07703-5007

RECOMMENDED CHANGES TO EQUIPMENT TECHNICAL PUBLICATIONS



THEN...JOT DOWN THE DOPE ABOUT IT ON THIS FORM. CAREFULLY TEAR IT OUT, FOLD IT AND DROP IT IN THE MAIL.

SOMETHING WRONG WITH THIS PUBLICATION?

FROM: (PRINT YOUR UNIT'S COMPLETE ADDRESS)

DATE SENT

PUBLICATION NUMBER

TM 11-6625-524-24P-4

PUBLICATION DATE

1 August 1986

PUBLICATION TITLE

Voltmeter, Electronic
AN/URM-145D/U

BE EXACT PIN-POINT WHERE IT IS

PAGE NO.	PARA-GRAPH	FIGURE NO.	TABLE NO.

IN THIS SPACE TELL WHAT IS WRONG AND WHAT SHOULD BE DONE ABOUT IT:

PRINTED NAME GRADE OR TITLE AND TELEPHONE NUMBER

SIGN HERE

DA FORM 2028-2
1 JUL 79

PREVIOUS EDITIONS ARE OBSOLETE

P.S. IF YOUR OUTFIT WANTS TO KNOW ABOUT YOUR RECOMMENDATION MAKE A CARBON COPE OF THIS AND GIVE IT TO YOUR HEADQUARTERS.

TEAR ALONG PERFORATED LINE

FILL IN YOUR
UNIT'S ADDRESS

FOLD BACK

DEPARTMENT OF THE ARMY

OFFICIAL BUSINESS
PENALTY FOR PRIVATE USE \$300

POSTAGE AND FEES PAID
DEPARTMENT OF THE ARMY
DOD 314



TEAR ALONG PERFORATED LINE

Commander
US Army Communications-Electronics Command
and Fort Monmouth
ATTN: AMSEL-ME-MP
Fort Monmouth, New Jersey 07703-5007

By Order of the Secretary of the Army:

JOHN A. WICKHAM JR.
General, United States Army
Chief of Staff

Official:

R. L. DILWORTH
Brigadier General, United States Army
The Adjutant General

DISTRIBUTION:

To be distributed in accordance with DA Form 12-36 literature requirements for AN/URM-145D.

