

**TECHNICAL MANUAL**

**ORGANIZATIONAL,  
DIRECT SUPPORT, AND GENERAL SUPPORT  
MAINTENANCE REPAIR PARTS AND SPECIAL  
TOOLS LIST**

**FOR**

**DIGITAL MULTIMETER:  
AN/USM-486/U  
(NSN 6625-01-145-2430)**

**DISTRIBUTION STATEMENT A** – Approved for public release, distribution is unlimited.



CHANGE }  
No. 1 }

Headquarters  
Department of the Army  
Washington, D.C., 30 January 2006

**ORGANIZATIONAL, DIRECT SUPPORT, AND  
GENERAL SUPPORT MAINTENANCE REPAIR PARTS  
AND SPECIAL TOOLS LIST  
FOR  
DIGITAL MULTIMETER AN/USM-486/U  
(NSN 6625-01-145-2430)**

**HAZARDOUS MATERIAL INFORMATION** – This document has been reviewed for the presence of solvents used as cleaning solutions containing hazardous materials defined by the EPCRA 302 and 313 lists by the AMCOM G-4 (Logistics) Environmental Division. As of the base document, dated 13 June 1984, all references to solvents containing hazardous materials have been removed from this document by substitution with non-hazardous or less hazardous materials where possible.

**OZONE DEPLETING CHEMICAL INFORMATION** – This document has been reviewed for the presence of Class I ozone depleting chemicals by AMCOM G-4 (Logistics) Environmental Division. As of the base document, dated 13 June 1984, all references to Class I ozone depleting chemicals have been removed from this document by substitution with chemicals that do not cause atmospheric ozone depletion.

**DISTRIBUTION STATEMENT A** – Approved for public release, distribution is unlimited.

TM 11-6625-3055-24P, dated 13 June 1984 is changed as follows:

1. Remove old pages and insert new pages as indicated below. New or changed material is indicated by a vertical bar in the outer margin of the page.

**Remove Pages**

-----  
i/(ii blank)  
DA Forms 2028-2  
Cover

**Insert Pages**

A/(B blank)  
i/(ii blank)  
DA Forms 2028  
Cover

2. File this change sheet in front of the publication for reference purposes.

By Order of the Secretary of the Army:

Official:



SANDRA R. RILEY  
*Administrative Assistant to the  
Secretary of the Army*  
0533208

PETER J. SCHOOMAKER  
*General, United States Army  
Chief of Staff*

Distribution:

To be distributed in accordance with the initial distribution number (IDN) 511711,  
requirements for TM 11-6625-3055-24P.

INSERT LATEST CHANGED PAGES. DESTROY SUPERSEDED PAGES.

**LIST OF EFFECTIVE PAGES**

**NOTE**

ON CHANGED PAGES, THE PORTION OF THE TEXT AFFECTED BY THE LATEST CHANGE IS INDICATED BY A VERTICAL LINE OR OTHER CHANGE SYMBOL IN THE OUTER MARGIN OF THE PAGE.

Date of issue for original and changed pages are:

Original 0 13 June 1984  
 Change 1 30 January 2006

Total number of pages in this publication is 28 consisting of the following:

Page No.	*Change No.
Cover .....	1
A / (B blank) .....	1
i / ( ii blank) .....	1
1, 2 .....	0
(3 blank) / 4 .....	0
5 / (6 blank) .....	0
7 thru 12 .....	0

\* Zero in this column indicates an original page.



Technical Manual }  
 No. 11-6625-3055-24P }

Headquarters  
 Department of the Army  
 Washington, D.C., 13 June 1984

**ORGANIZATIONAL, DIRECT SUPPORT, AND  
 GENERAL SUPPORT MAINTENANCE REPAIR PARTS  
 AND SPECIAL TOOLS LIST  
 FOR  
 DIGITAL MULTIMETER AN/USM-486/U  
 (NSN 6625-01-145-2430)**

**REPORTING ERRORS AND RECOMMENDING IMPROVEMENTS**

You can help improve this manual. If you find any mistakes or if you know of a way to improve the procedures, please let us know. Mail your letter or DA Form 2028 (Recommended Changes to Publications and Blank Forms) directly to: Commander, U. S. Army Aviation and Missile Command, AMSAM-MMC-MA-NP, Redstone Arsenal, AL 35898-5000. A reply will be furnished to you. You may also provide DA Form 2028 information to AMCOM via email, fax or the World Wide Web. Our fax number is: DSN 788-6546 or Commercial 256-842-6546. Our email address is: [2028@redstone.army.mil](mailto:2028@redstone.army.mil). Instructions for sending an electronic 2028 may be found at the back of this manual immediately preceding the hardcopy 2028. For the World Wide Web use: <https://amcom2028.redstone.army.mil>.

**HAZARDOUS MATERIAL INFORMATION**

This document has been reviewed for the presence of solvents used as cleaning solutions containing hazardous materials defined by the EPCRA 302 and 313 lists by the AMCOM G-4 (Logistics) Environmental Division. As of the base document, dated 13 June 1984, all references to solvents containing hazardous materials have been removed from this document by substitution with non-hazardous or less hazardous materials where possible.

**OZONE DEPLETING CHEMICAL INFORMATION**

This document has been reviewed for the presence of Class I ozone depleting chemicals by AMCOM G-4 (Logistics) Environmental Division. As of the base document, dated 13 June 1984, all references to Class I ozone depleting chemicals have been removed from this document by substitution with chemicals that do not cause atmospheric ozone depletion.

**DISTRIBUTION STATEMENT A** – Approved for public release, distribution is unlimited.

**TABLE OF CONTENTS**

		Page	illus Figure
Section	I. Introduction .....	1	
	II. Repair Parts List .....	5	
Group	00 Digital Multimeter AN/USM-486/U .....	5	1
	01 Digital Multimeter Assembly .....	7	2
	0101 Main PCB Assembly A1 .....	11	3
Section	III. Special Tools List (Not Applicable) .....		
	IV. National Stock Number and Parts Number Index.....	12	





# SECTION I

## INTRODUCTION

---

### 1. Scope

This manual lists spares and repair parts, special tools, special test, measurement, and diagnostic equipment (TMDE), and other special support equipment required for the performance of organizational, direct support, and general support maintenance of the AN/USM-486/U. It authorizes the requisitioning and issue of spares and repair parts as indicated by the source and maintenance codes.

### 2. General

This Repair Parts and Special Tools List is divided into the following sections:

*a. Section II. Repair Parts List.* A list of spares and repair parts authorized for use in the performance of maintenance. The list also includes parts which must be removed for replacement of the authorized parts. Parts lists are composed of functional groups in numeric sequence, with the parts in each group listed in figure and item number sequence.

*b. Section III. Special Tools List.* Not applicable.

*c. National Stock Number and Part Number Index.* A list, in National Item Identification Number (NIIN) sequence, of all National Stock Numbers (NSN) appearing in the listings, followed by a list, in alphanumeric sequence, of all part numbers appearing in the listings. National Stock Numbers and part numbers are cross-referenced to each illustration figure and item number appearance.

### 3. Explanation of Columns

*a. Illustration.* This column is divided as follows:

(1) *Figure number.* Indicates the figure number of the illustration on which the item is shown.

(2) *Item number.* The number used to identify item called out in the illustration.

*b. Source, Maintenance, and Recoverability (SMR) Codes.*

(1) *Source code.* Source codes indicate the manner of acquiring support items for maintenance, repair, or overhaul of end items. Source codes are entered in the first and second positions of the Uniform SMR Code format as follows:

<i>Code</i>	<i>Definition</i>
PA —	Item procured and stocked for anticipated or known usage.

<i>Code</i>	<i>Definition</i>
XA —	Item is not procured or stocked because the requirements for the item will result in the replacement of the next higher assembly.
XB —	Item is not procured or stocked. If not available through salvage, requisition.

#### NOTE

Cannibalization or salvage may be used as a source of supply for any items source coded above except those coded XA and aircraft support items as restricted by AR 750-1.

(2) *Maintenance code.* Maintenance codes are assigned to indicate the levels of maintenance authorized to USE and REPAIR support items. The maintenance codes are entered in the third and fourth positions of the Uniform SMR Code format as follows:

(a) The maintenance code entered in the third position will indicate the lowest maintenance level that is authorized to remove, replace, and use the support item. The maintenance code entered in the third position will indicate one of the following levels of maintenance:

<i>Code</i>	<i>Definition</i>
H —	Support item is removed, replaced, used at the general support level.
O —	Support item is removed, replaced, used at the organizational level.

(b) The maintenance code entered in the fourth position indicates whether the item is to be repaired and identifies the lowest maintenance level with the capability to perform complete repair (i.e., all authorized maintenance functions). This position will contain one of the following maintenance codes:

<i>Code</i>	<i>Explanation/Application</i>
H —	The lowest maintenance level capable of complete repair of the support item is the general support level.
Z —	Nonrepairable. No repair is authorized.

(3) *Recoverability code.* Recoverability codes are assigned to support items to indicate the disposition action on unserviceable items. The recoverability code is entered in the fifth position of the Uniform SMR Code format as follows:

<i>Code</i>	<i>Definition</i>
H —	Repairable item. When uneconomically repairable, condemn and dispose at the general support level.
Z —	Nonrepairable item. When unserviceable, condemn and dispose at the level indicated in position 3.

c. *National Stock Number.* Indicates the National Stock Number assigned to the item and will be used for requisitioning purposes.

d. *Federal Supply Code for Manufacturer (FSCM).* The FSCM is a 5-digit numeric code listed in SB 708-41/42 which is used to identify the manufacturer, distributor, or Government agency, etc.

e. *Part Number.* Indicates the primary number used by the manufacturer (individual, company, firm, corporation, or the Government activity), which controls the design and characteristics of the item by means of its engineering drawings, specifications, standards, and inspection requirements to identify an item or range of items.

**NOTE**

When a stock numbered item is requisitioned, the repair part received may have a part number that is different from the part that is being replaced.

f. *Description.* Indicates the Federal Item Name and, if required, a minimum description to identify the item.

g. *Unit of Measure (U/M).* Indicates the standard of the basic quantity of the listed item as used in performing the actual maintenance function. This measure is expressed by a two-character alphabetical abbreviation (e.g., ea, in, pr, etc.). When the unit of measure differs from the unit of issue, the lowest unit of issue that will satisfy the required units of measure will be requisitioned.

h. *Quantity Incorporated in Unit.* Indicates the quantity of the item used in the breakout shown on the illustration figure, which is prepared for a functional group, subfunctional group, or an assembly.

**4. Special Information**

a. The following publication pertains to the AN/USM-486/U and its components:  
TM 11-6625-3055-14P, Digital Multimeter AN/USM-486/U. (To be published.)

b. National stock numbers (NSNs) that are missing from P source coded items have been applied for and will be added to this TM by future change/revision when they are entered in the Army Master Data File (AMDF). Until the NSNs are established and published, submit exception requisitions to: Commander, US Army Communications-Electronics Command and Fort Monmouth, ATTN: DRSEL-MM, Fort Monmouth, New Jersey 07703 for the part required to support your equipment.

**5. How to Locate Repair Parts**

a. When National Stock Number (NSN) or Part Number is unknown.

(1) *First.* Using the Table of Contents, determine the functional group within which the item belongs. This is necessary since illustrations are prepared for functional groups and listings are divided into the same groups.

(2) *Second.* Find the illustration covering the functional group to which the item belongs.

(3) *Third.* Identify the item on the illustration and note the illustration figure and item number of the item.

(4) *Fourth.* Using the Repair Parts Listing, find the figure and item number noted on the illustration.

b. When National Stock Number or Part Number is known.

(1) *First.* Using the Index of National Stock Numbers and Part Numbers, find the pertinent National Stock Number or Part Number. This index is in NIIN sequence followed by a list of part numbers in alphanumeric sequence, cross-referenced to the illustration figure number and item number.

(2) *Second.* After finding the figure and item number, locate the figure and item number in the repair parts list.

**6. Abbreviations**

Not applicable.

(Next printed page is 4)



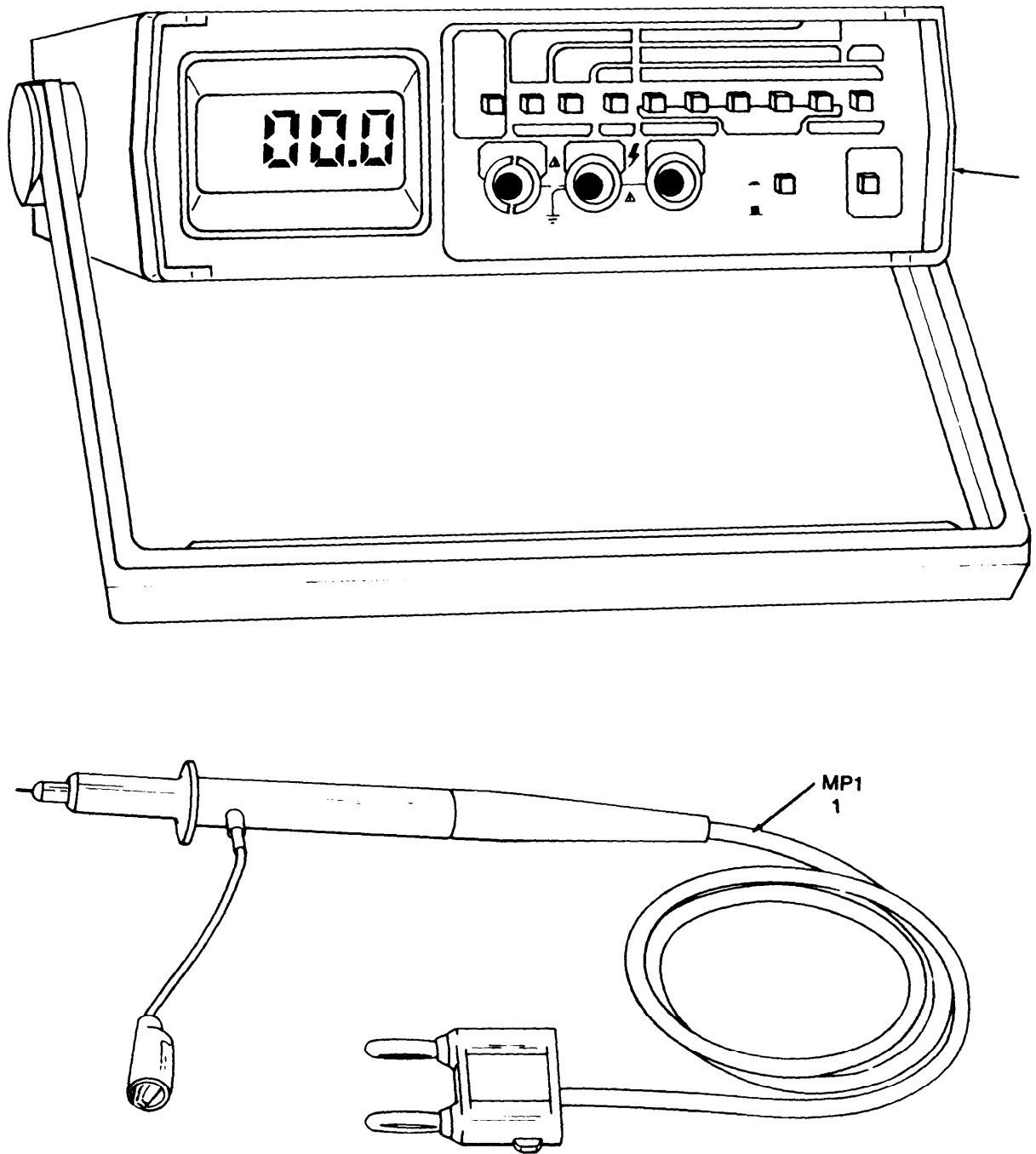


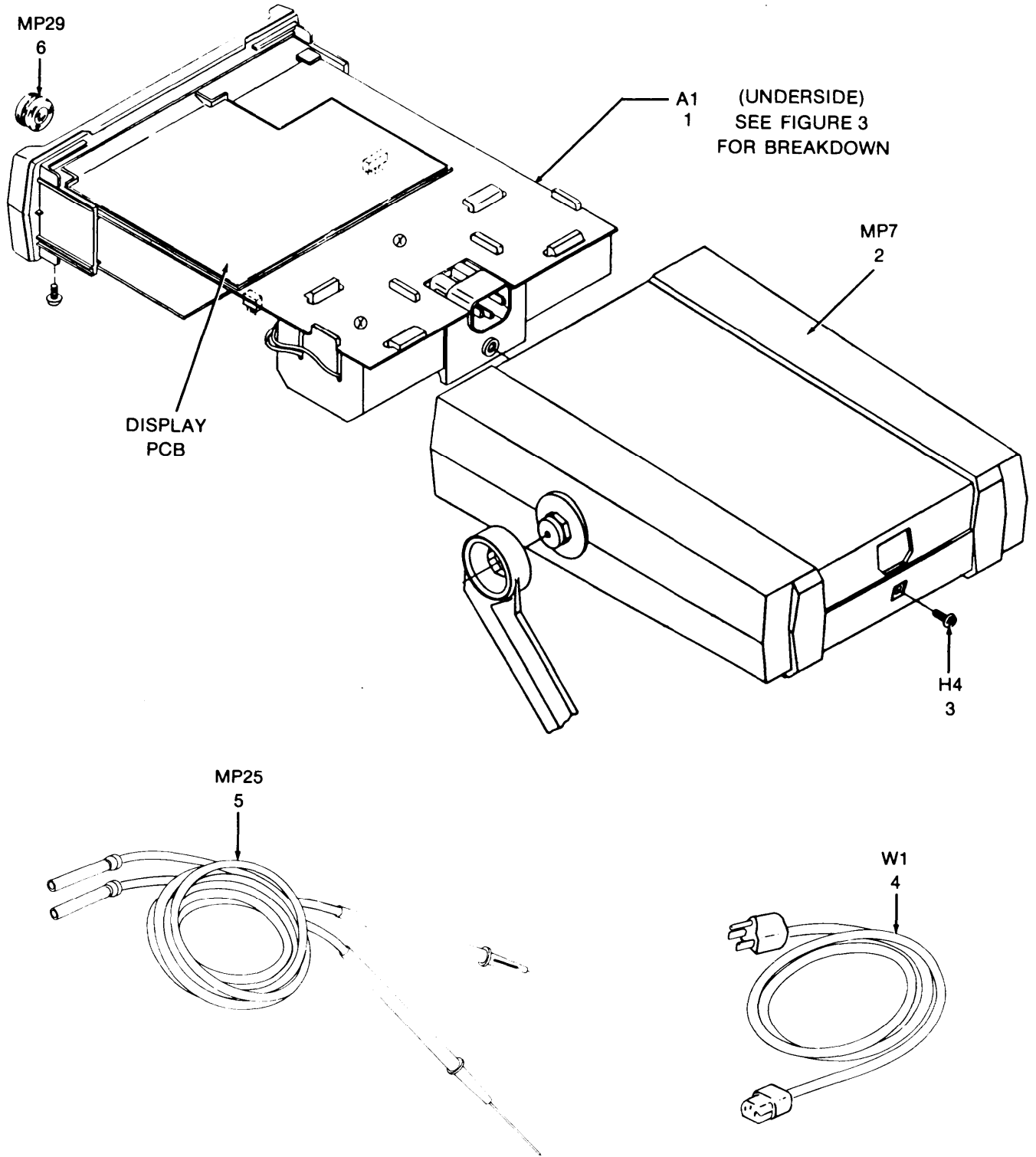
Figure 1. Digital Multimeter AN/USM-486/U

## SECTION II

TM11-6625-3055-24P

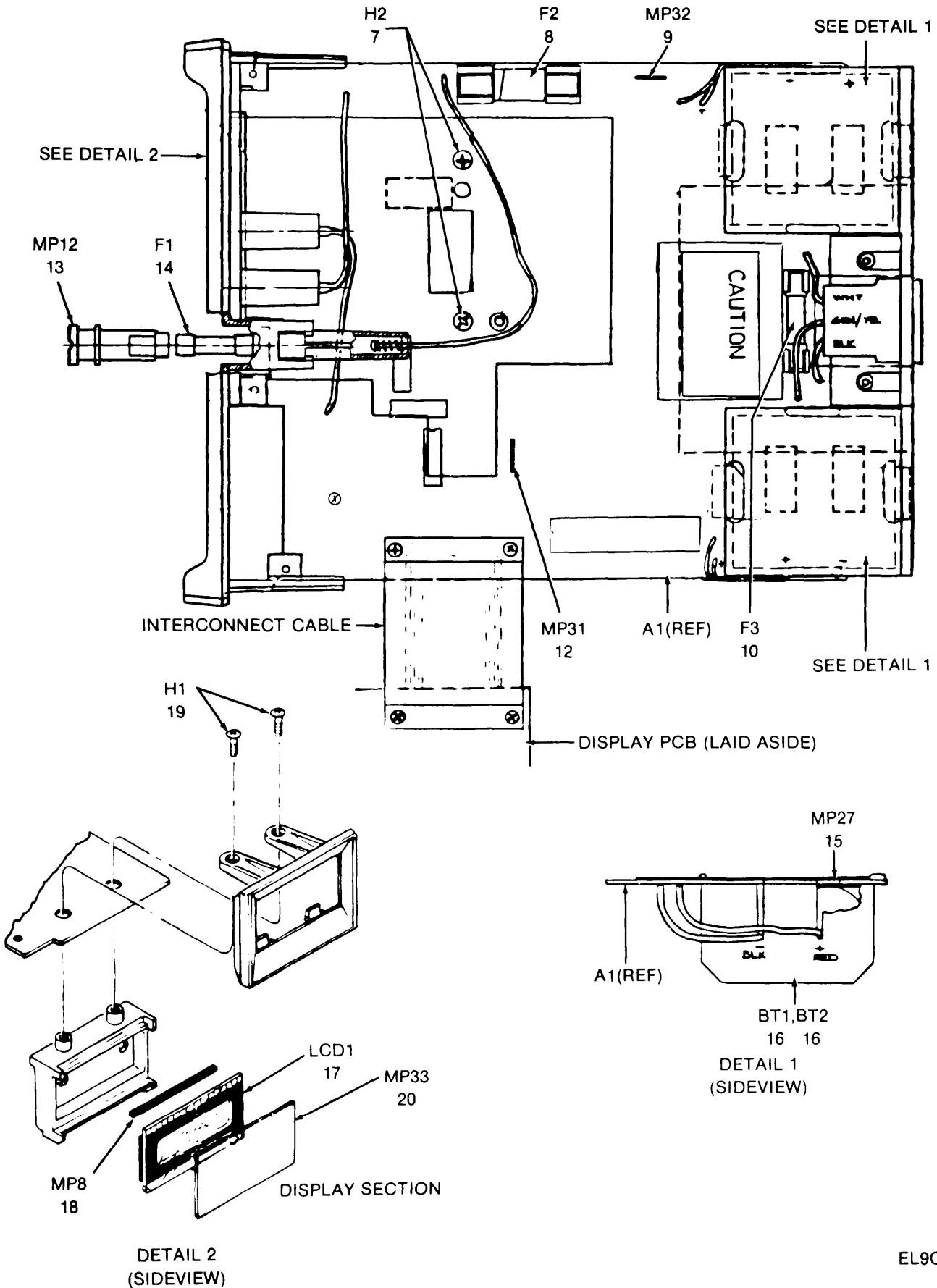
(1) ILLUSTRATION (A) FIG NO.	(2) (B) ITEM NO.	(3) SMR CODE	(4) NATIONAL STOCK NUMBER	(5) FSCM	(6) FART NUMBER	(7) DESCRIPTION  USABLE ON CODE U/M	(8) QTY INC IN UNIT
1	1	PADZZ	6625-01-131-3883	89536	85RF	GROUP 00 DIGITAL MULTIMETER AN/USM-486/U PROBE	EA 1





EL9CY002

Figure 2. Digital Multimeter Assembly, Sheet 1 of 2



EL9CY003

Figure 2. Digital Multimeter Assembly, Sheet 2 of 2



## SECTION II

TM11-6625-3055-24P

(1) ILLUSTRATION (A) FIG NO.	(2) (B) ITEM NO.	(3) SMR CODE	(4) NATIONAL STOCK NUMBER	(5) FSCM PART NUMBER	(6) DESCRIPTION	(7) USABLE ON CODE U/M	(8) QTY INC IN UNIT
					GROUP 01 DIGITAL MULTIMETER ASSEMBLY		
2	1	XAHHH		89536 700146	DIGITAL MULTIMETER	EA	1
2	2	XBHZZ		89536 478008	CASE, MOLDED	EA	1
2	3	PAHZZ	5305-00-054-6654	96906 MS51957-30	SCREW,MACHINE	EA	1
2	4	PAOZZ	6150-01-069-2263	89536 343723	CABLE ASSEMBLY,SPEC	EA	1
2	5	PAOZZ	6625-01-111-7414	89536 516666	LEAD,TEST	ST	1
2	6	PAHZZ	5325-01-121-2831	83330 91119	GROMMET,NONMETALLIC	EA	1
2	7	PAHZZ	5305-01-062-3336	89536 178533	SCREW,ASSEMBLED WAS	EA	1
2	8	PAOZZ	5920-00-813-2714	71400 BBS3	FUSE,CARTRIDGE	EA	1
2	9	PAHZZ	6625-01-171-5546	89536 537522	JUMPER	EA	1
2	10	PAOZZ	5920-00-229-1312	81349 F02B250V1/16A	FUSE,CARTRIDGE	EA	1
2	12	PAHZZ		89536 537514	JUMPER	EA	1
2	13	PAOZZ		89536 507699	FUSE CONTACT	EA	1
2	14	PAOZZ	5920-00-956-2271	75915 362002	FUSE,CARTRIDGE	EA	1
2	15	PAHZZ	6625-01-168-6607	89536 483610	PAD ABSORBENT	EA	2
2	16	PAOZZ	6140-01-165-2165	89536 487975	ASSEMBLY,BATTERY	EA	2
2	17	PAHZZ		89536 507673	DISPLAY,LIQUID CRYST	EA	1
2	18	PAHZZ		53217 0260236	CONNECTOR,LAYERED,E	EA	2
2	19	PAHZZ		78189 03050500010255CT	SCREW,THREAD FORMIN	EA	2
2	20	PAHZZ		89536 683441	WINDOW,DISPLAY	EA	1

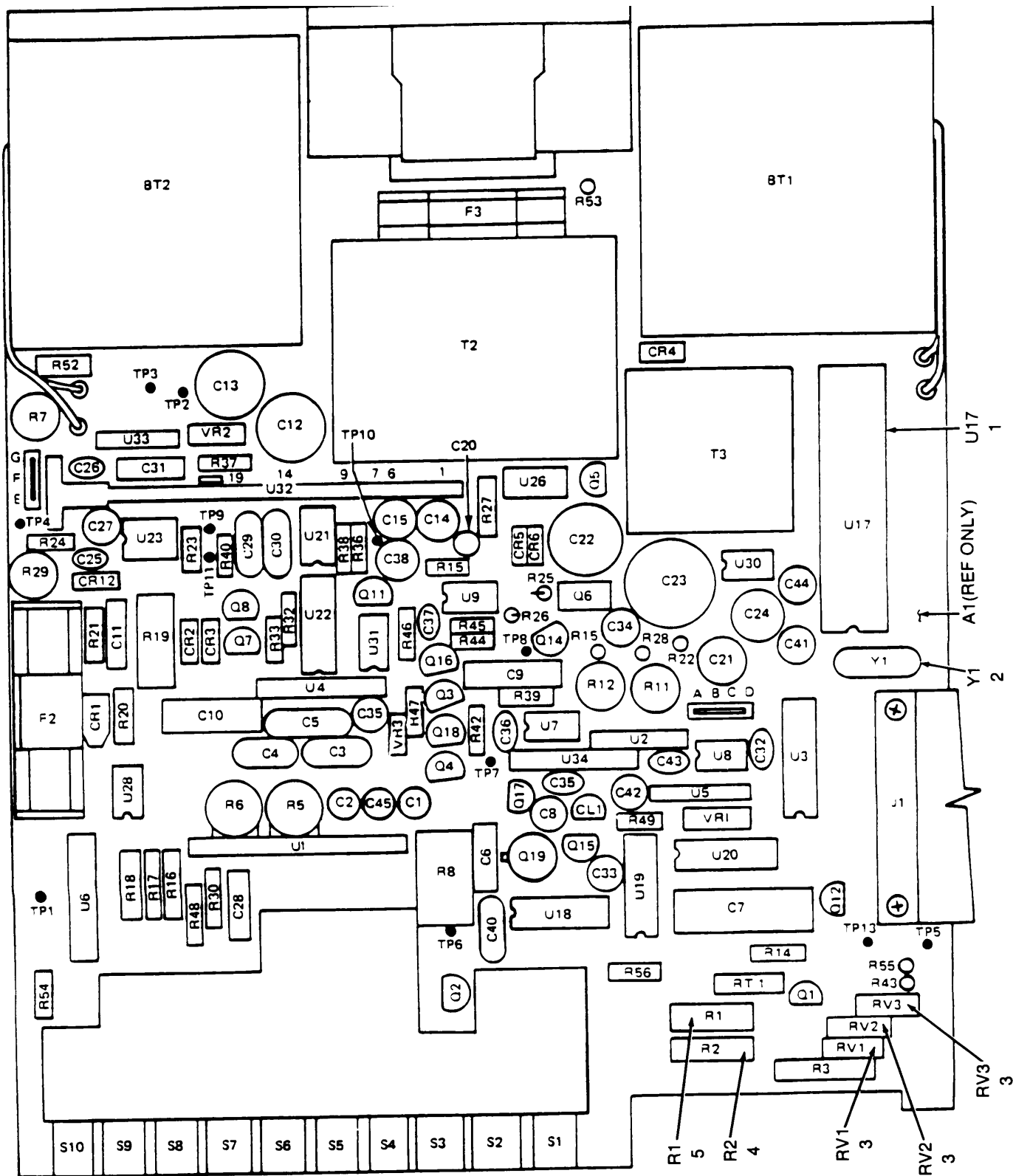


Figure 3. A1 Main Printed Circuit Board

**CAUTION**  
 SUBJECT TO DAMAGE BY  
 STATIC ELECTRICITY

## SECTION II

TM11-6625-3055-24P

(1) ILLUSTRATION (A) FIG NO.	(B) ITEM NO.	(2) SMR CODE	(3) NATIONAL STOCK NUMBER	(4) FSCM	(5) PART NUMBER	(6) DESCRIPTION	(7) USABLE ON CODE U/M	(8) QTY INC IN UNIT
GROUP 0101 MAIN PRINTED CIRCUIT BOARD A1								
3	1	PAHZZ	5962-01-170-2030	89536	524900	MICROCIRCUIT,DIGITA	EA	1
3	2	PAHZZ		89536	474072	CRYSTAL UNIT,QUARTS	EA	1
3	3	PAHZZ		09214	V430MAX213	VARISTOR,HIG VOLTA	EA	3
3	4	PAHZZ	5905-01-113-4820	89536	474080	RESISTOR,FIXED,WIRE	EA	1
3	5	PAHZZ	5905-00-299-2003	81349	RC32GF104J	RESISTOR,FIXED,COMP	EA	1

## NATIONAL STOCK NUMBER AND PART NUMBER INDEX

STOCK NUMBER	FIGURE NO.	ITEM NO.	STOCK NUMBER	FIGURE NO.	ITEM NO.
5305-00-054-6654	2	3	5905-01-113-4820	3	4
5920-00-229-1312	2	10	5325-01-121-2831	2	6
5905-00-299-2003	3	5	6625-01-131-3883	1	1
5920-00-813-2714	2	8	6140-01-165-2165	2	16
5920-00-956-2271	2	14	6625-001-168-6607	2	15
5305-01-062-3336	2	7	5962-01-170-2030	3	1
6150-01-069-2263	2	4	6625-01-171-5546	2	9
6625-01-111-7414	2	5			

FSCM	PART NUMBER	FIGURE NO.	ITEM NO.	FSCM	PART NUMBER	FIGURE NO.	ITEM NO.
71400	BBS3	2	8	89536	483610	2	15
81349	F02B250V1/16A	2	10	89536	487975	2	16
96906	MS51957-30	2	3	89536	507673	2	17
81349	RC32GF104J	3	5	89536	507699	2	13
09214	V430MAX213	3	3	89536	516666	2	5
53217	0260236	2	18	89536	524900	3	1
78189	03050500010255CT	2	19	89536	537514	2	12
89536	178533	2	7	89536	537522	2	9
89536	343723	2	4	89536	683441	2	20
75915	362002	2	14	89536	700146	2	1
89536	474072	3	2	89536	85RF	1	1
89536	474080	3	4	83330	91119	2	6
89536	478008	2	2				

By Order of the Secretary of the Army:

JOHN A. WICKHAM JR.  
*General, United States Army*  
*Chief of Staff*

Official:

ROBERT M. JOYCE  
*Major General, United States Army*  
*The Adjutant General*

Distribution:

To redistributed in accordance with special list.



## ***These are the instructions for sending an electronic 2028***

The following format must be used if submitting an electronic 2028. The subject line must be exactly the same and all fields must be included; however only the following fields are mandatory: 1, 3, 4, 5, 6, 7, 8, 9, 10, 13, 15, 16, 17, and 27.

From: "Whomever" <whomever@wherever.army.mil>

To: 2028@redstone.army.mil

Subject: DA Form 2028

1. **From:** Joe Smith
2. **Unit:** home
3. **Address:** 4300 Park
4. **City:** Hometown
5. **St:** MO
6. **Zip:** 77777
7. **Date Sent:** 19-OCT-93
8. **Pub no:** 55-2840-229-23
9. **Pub Title:** TM
10. **Publication Date:** 04-JUL-85
11. **Change Number:** 7
12. **Submitter Rank:** MSG
13. **Submitter FName:** Joe
14. **Submitter MName:** T
15. **Submitter LName:** Smith
16. **Submitter Phone:** 123-123-1234
17. **Problem:** 1
18. **Page:** 2
19. **Paragraph:** 3
20. **Line:** 4
21. **NSN:** 5
22. **Reference:** 6
23. **Figure:** 7
24. **Table:** 8
25. **Item:** 9
26. **Total:** 123
27. **Text:**

This is the text for the problem below line 27.





<b>RECOMMENDED CHANGES TO PUBLICATIONS AND BLANK FORMS</b>  <small>For use of this form, see AR 25-30; the proponent agency is ODISC4.</small>	Use Part II (reverse) for Repair Parts and Special Tool Lists (RPSTL) and Supply Catalogs/Supply Manuals (SC/SM)	DATE  <h2 style="text-align: center;">8/30/02</h2>
--	--	--

TO: (Forward to proponent of publication or form)(Include ZIP Code) Commander, U.S. Army Aviation and Missile Command ATTN: AMSAM-MMC-MA-NP Redstone Arsenal, 35898	FROM: (Activity and location)(Include ZIP Code) MSG, Jane Q. Doe 1234 Any Street Nowhere Town, AL 34565
--	--

**PART 1 - ALL PUBLICATIONS (EXCEPT RPSTL AND SC/SM) AND BLANK FORMS**

PUBLICATION/FORM NUMBER <h3 style="text-align: center;">TM 9-1005-433-24</h3>	DATE <h3 style="text-align: center;">16 Sep 2002</h3>	TITLE Organizational, Direct Support, And General Support Maintenance Manual for Machine Gun, .50 Caliber M3P and M3P Machine Gun Electrical Test Set Used On Avenger Air Defense Weapon System
--	--	---

ITEM NO.	PAGE NO.	PARA-GRAPH	LINE NO. *	FIGURE NO.	TABLE NO.	RECOMMENDED CHANGES AND REASON
1	WP0005 PG 3		2			Test or Corrective Action column should identify a different WP number. <div style="position: absolute; top: 50%; left: 50%; transform: translate(-50%, -50%) rotate(-45deg); font-size: 100px; opacity: 0.5; pointer-events: none;">             EXAMPLE           </div>

\* Reference to line numbers within the paragraph or subparagraph.

TYPED NAME, GRADE OR TITLE  <h3 style="text-align: center;">MSG, Jane Q. Doe, SFC</h3>	TELEPHONE EXCHANGE/ AUTOVON, PLUS EXTENSION  <h3 style="text-align: center;">788-1234</h3>	SIGNATURE
--	---	-----------

<b>TO:</b> (Forward direct to addressee listed in publication) Commander, U.S. Army Aviation and Missile Command ATTN: AMSAM-MMC-MA-NP Redstone Arsenal, 35898	<b>FROM:</b> (Activity and location) (Include ZIP Code) MSG, Jane Q. Doe 1234 Any Street Nowhere Town, AL 34565	<b>DATE</b> 8/30/02
---	--	------------------------

**PART II - REPAIR PARTS AND SPECIAL TOOL LISTS AND SUPPLY CATALOGS/SUPPLY MANUALS**

PUBLICATION NUMBER			DATE	TITLE				
PAGE NO.	COLM NO.	LINE NO.	NATIONAL STOCK NUMBER	REFERENCE NO.	FIGURE NO.	ITEM NO.	TOTAL NO. OF MAJOR ITEMS SUPPORTED	RECOMMENDED ACTION

**PART III - REMARKS** (Any general remarks, corrections, or suggestions for improvement of publications and blank forms. Additional blank sheets may be used if more space is needed.)

**EXAMPLE**

TYPED NAME, GRADE OR TITLE MSG, Jane Q. Doe, SFC	TELEPHONE EXCHANGE/AUTOVON, PLUS EXTENSION 788-1234	SIGNATURE
---	--	-----------

<b>RECOMMENDED CHANGES TO PUBLICATIONS AND BLANK FORMS</b> <small>For use of this form, see AR 25-30; the proponent agency is ODISC4.</small>						Use Part II (reverse) for Repair Parts and Special Tool Lists (RPSTL) and Supply Catalogs/Supply Manuals (SC/SM)	DATE
TO: (Forward to proponent of publication or form)(Include ZIP Code) Commander, U.S. Army Aviation and Missile Command ATTN: AMSAM-MMC-MA-NP Redstone Arsenal, AL 35898						FROM: (Activity and location)(Include ZIP Code)	
<b>PART 1 - ALL PUBLICATIONS (EXCEPT RPSTL AND SC/SM) AND BLANK FORMS</b>							
PUBLICATION/FORM NUMBER						DATE	TITLE
ITEM NO.	PAGE NO.	PARA-GRAPH	LINE NO. *	FIGURE NO.	TABLE NO.	RECOMMENDED CHANGES AND REASON	
<i>* Reference to line numbers within the paragraph or subparagraph.</i>							
TYPED NAME, GRADE OR TITLE						TELEPHONE EXCHANGE/ AUTOVON, PLUS EXTENSION	SIGNATURE

<b>TO:</b> (Forward direct to addressee listed in publication) Commander, U.S. Army Aviation and Missile Command ATTN: AMSAM-MMC-MA-NP Redstone Arsenal, AL 35898	<b>FROM:</b> (Activity and location) (Include ZIP Code)	<b>DATE</b>
--	---	-------------

**PART II - REPAIR PARTS AND SPECIAL TOOL LISTS AND SUPPLY CATALOGS/SUPPLY MANUALS**

PUBLICATION NUMBER			DATE	TITLE				
PAGE NO.	COLM NO.	LINE NO.	NATIONAL STOCK NUMBER	REFERENCE NO.	FIGURE NO.	ITEM NO.	TOTAL NO. OF MAJOR ITEMS SUPPORTED	RECOMMENDED ACTION

**PART III - REMARKS** (Any general remarks or recommendations, or suggestions for improvement of publications and blank forms. Additional blank sheets may be used if more space is needed.)

--

TYPED NAME, GRADE OR TITLE	TELEPHONE EXCHANGE/AUTOVON, PLUS EXTENSION	SIGNATURE



