

TECHNICAL MANUAL

**ORGANIZATIONAL MAINTENANCE
REPAIR PARTS AND SPECIAL TOOLS LIST
FOR**

**RADIO SET AN/GRC-103(V)1
(NSN5820-00-935-4931)**

**RADIO SET AN/GRC-103(V)2
(NSN5820-00-116-6029)**

**RADIO SET AN/GRC-103(V)3
(NSN5820-00-116-6030)**

**RADIO SET AN/GRC-103(V)4
(NSN5820-01-081-8866)**

**MAST, EXTENSION KIT, MK-1009/GRC-103(V)
(NSN5985-00-179-7767)**

AND

**CABLE KIT, DIRECT SUPPORT,
MK-1184/GRC-103(V)
(NSN5820-00-935-5076)**

Distribution authorized to the Department of Defense and DOD contractors only for official use or for administration or operational purposes. . This determination was made on 16 November 1988. Other requests for this document will be referred to Commander,US Army Communications-Electronics Command and Fort Monmouth,ATTN: AMSEL-LC-ME-P, Fort Monmouth,NJ 07703-5000.

DESTRUCTION NOTICE- Destroy by any method that will prevent disclosure of contents or reconstruction of the document.

Technical Manual

No. 11-5820-540-20P

HEADQUARTERS
DEPARTMENT OF THE ARMY
Washington, DC, 1 March 1989

ORGANIZATIONAL MAINTENANCE
REPAIR PARTS AND SPECIAL TOOLS LIST

FOR

RADIO SET AN/GRC-103(V)1
(NSN5820-00-935-4931)

RADIO SET AN/GRC-103(V)2
(NSN5820-00-116-6029)

RADIO SET AN/GRC-103(V)3
(NSN5820-116-6030)

RADIO SET AN/GRC-103(V)4
(NSN5820-01-081-8866)

MAST, EXTENSION KIT, MK-1009/GRC-103(V)
(NSN5985-00-179-7767)

AND

CABLE KIT, DIRECT SUPPORT, MK-1184/GRC-103(V)
(NSN5820-00-935-5076)

Current as of 1 December 1988

REPORTING ERRORS AND RECOMMENDING IMPROVEMENTS

You can help improve this manual. If you find any mistakes or if you know of a way to improve the procedures, please let us know. Mail your letter, DA Form 2028 (Recommended Changes to Publications and Blank Forms), or DA Form 2028-2 located in back of this manual direct to: Commander, US Army Communications-Electronics Command and Fort Monmouth, ATTN:AMSEL-LC-ME-PS, Fort Monmouth, New Jersey 07703-5000. In either case, a reply will be furnished direct to you.

*This manual supersedes TM 11-5820-540-20P, 1 August 1986.

Table of Contents

	Page	I l l u s Figure
Section I. Introduction	1	
11. Repair Parts List		
Group 00 Radio Set AN/GRC-103(V)1, 2, 3, 4		1
01 Receiver-Transmitter, Orderwire RT-773/GRC-103(V) (9)	2-1	2
0101 Panel, Distribution (9A1) (No parts authorized)		
0102 Panel, Monitor (9A2)	4-1	4
0103 Converter, Telephone Signal (9A3)(No Parts Authorized At This Level)		
0104 Amplifier Assembly (9A4)(No Parts Authorized At This Level)		
02 Antenna AS-1852/GRC-103(V) (11)	7-1	7
0201 Reflector Assembly, Antenna AS-2150/GRC-103(V)(11A1)	8-1	8
03 Antenna AS-1853/GRC-103(V) (21)	9-1	9
0301 Reflector Assembly, Antenna AS-2150/GRC-103(V)(21A1) (See Group 0201 for Listing of Parts)		
04 Antenna AS-1854/GRC-103(V) (22)	10-1	10
0401 Reflector Assembly, Antenna AS-2150/GRC-103(V)(22A1) (See Group 0201 for Listing of Parts)		
05 Antenna AS-3047/GRC-103(V) (41)	11-1	11
06 Mast AB-952/GRC-103(V) (12)	12-1	12
0601 Elevator, Antenna AB-1072/GRC-103(V) (12A1)	13-1	13
060101 Elevator, Antenna, Subassembly (12A1A1)(NoParts Authorized At This Level)		
060102 Plate, Antenna Mast-Assembly (12A1A2)(NoParts Authorized At This Level)		
0602 Kit, Mast Accessories MK-1069/GRC-103(V) (12A3)	16-1	16
07 Mast, Extension Kit MK-1009/GRC-103(V)	17-1	17
08 Group Interconnecting Cables		
0801 Cable Assembly, Special Purpose, Electrical, Branched CX-10763/GRC-103(V) (3FT-61N) (W6)(No Parts Authorized At This Level)		
0802 Cable Assembly, Radio Frequency CG-3443/U (80FT-OIN) (W9 Band 1, W5 Bands 2, 3, 4)(No Parts Authorized At This Level)		
09 Cable Kit, Direct Support MK-1184/GRC-103(V) (No Parts authorized at this level)		
10 Receiver, Radio R-1329A(P)/GRC-103(V) and R-1329B(P)/GRC-103(V) and R-1329C(P)/GRC-103(V) (1)	20-1	20
1001 Case, Receiver CY-4638/GRC-103(V) (1A2)(No Parts Authorized At This Level)		
100101 Distribution Box (1A2A1)(No Parts Authorized At This Level)		
1002 Receiver, Radio (1RE1)	23-1	23
100201 Panel, Monitor (1RE1A1)	24-1	24
100202 Synthesizer, Electrical Frequency (1RE1A2)(NO Parts Authorized At This Level)		
10020201 Modulator-Oscillator (1RE1A2A2)(No Parts Authorized At This Level)		

Table of Contents

		Page	Illus Figure
Group	10020202 Interconnecting Box (1RE1A2A11)(No Parts Authorized At This Level)		
	100203 Restorer, Pulse Form Assembly (1RE1A3) (P/O R-1329A(P)/GRC-103(V) and R-1329B3(P)/GRC-103(V))	28-1	28
	10020301 Modulation Eliminator (1RE1A3A1)(No Parts Authorized At This Level)		
	10020302 Restorer, Pulse Form (1RE1A3A2)(No Parts Authorized At This Level)		
	10020303 Synchronizer, Electrical (1RE1A3A3)(No Parts Authorized At This Level)		
	100204 Limiter-Discriminator, Electrical Frequency (1RE1A4)	32-1	32
	100205 Amplifier, Frequency Multiplier Assembly (1RE1A5)	33-1	33
	10020501 Amplifier, Frequency Multiplier (1RE1A5A1)(No Parts Authorized At This Level)		
	100206 Amplifier, Video (1RE1AR1) (P/o R-1329A(P)/GRC-103(v))	35-1	35
	10020601 Amplifier, Video (1RE1AR1AR1)(No Parts Authorized At This Level)		
	10020602 Filter, High Pass (1RE1AR1FL1)(No Parts Authorized At This Level)		
	100207 Amplifier, Intermediate Frequency (1RE1AR2)	38-1	38
	100208 Power supply (1RE1PS1)	39-1	39
	10020801 Amplifier, Voltage Regulator Assembly (1RE1PS1AR1)	40-1	40
	1002080101 Amplifier, Voltage Regulator (1RE1PS1AR1AR1) (No Parts Authorized At This Level)		
	100209 Restorer, Pulse Form Assembly (1RE1A3) (P/O R-1329C(P)/GRC-103(V))	42-1	42
	10020901 Modulation Eliminator (1RE1A3A1)(No Parts Authorized At This Level)		
	10020902 Restorer, Pulse Form (1RE1A3A2)(No Parts Authorized At This Level)		
	10020903 Interface, Electrical (1RE1A3A3)(No Parts Authorized At This Level)		
	10020904 Synchronizer, Electrical (1RE1A3A4)(No Parts Authorized At This Level)		
	100210 Amplifier, Video (1RE1AR1) (P/O R-1329B(P)/GRC-103(V) and R-1329C(P)/GRC-1f3(V)) (See Group 100206 for Listing of Parts)		
	10021001 Amplifier, Video (1RE1AR1AR1) (Same as Group 10020601)(No Parts Authorized At This Level)		
	10021002 Filter, High Pass (1RE1AR1FL1) (Same as Group 10020602)(No Parts Authorized At This Level)		
11	Transmitter, Radio T-983A(P)/GRC-103(V) and T-983B(P)/GRC-103(V) (5)	47-1	47

Table of Contents-Continued

Illus
Page Figure

Group	1101 Case, Transmitter CY-4637/GRC-103(V) (5A2) (P/OT-983A(p)/GRC-103(V))(NO Parts Authorized At This Level)		
	110101 Distribution Box (5A2A1) (P/OT-983A(P)/GRC-103(V)) (No Parts Authorized At This Level)		
	1102 Transmitter, Radio (5TR1)	50-1	50
	110201 Panel, Monitor (5TR1A1)	51-1	51
	110202 Synthesizer, Electrical Frequency (5TR1A2) (Same as Group 100202) (No Parts Authorized At This Level)		
	11020201 Modulator-Oscillator (5TR1A2A2) (Same as Group 10020201) (NO Parts Authorized At This Level)		
	11020202 Interconnecting Box (5TR1A2A11) (Same as Group 10020202) (No Parts Authorized At This Level)		
	110203 Control, Alarm (5TR1A3)	52-1	52
	110204 Amplifier-Frequency Multiplier (5TR1A4) (No Parts Authorized At This Level)		
	11020401 Amplifier-Frequency Multiplier (5TR1A4A1) (No Parts Authorized At This Level)		
	110205 Amplifier Monitor (5TR1A5)	55-1	55
	11020501 Monitor, Video (5TR1A5A1) (No Parts Authorized At This Level)		
	11020502 Amplifier, Video (5TR1A5AR1) (No Parts Authorized At This Level)		
	110206 Power Supply, (5TR1PS1) (No Parts Authorized At This Level)		
	11020601 Power Supply Subassembly (5TR1PS1A1) (No Parts Authorized At This Level)		
	11020602 Power Supply, Heatsink Assembly (5TR1PS1A2) (No Parts Authorized At This Level)		
	11020603 Amplifier, Voltage Regulator (5TR1PS1AR1) (No Parts Authorized At This Level)		
	1103 Case, Transmitter CY-4637A/GRC-103(V) (5A2) (P/OT-983B(P)/GRC-103(V))(No Parts Authorized At This Level)		
	110301 Distribution Box (5A2A1) (P/OT-983B(P)/GRC-103(V)) (No Parts Authorized At This Level)		
	110302 Control Monitor, Temperature Sensor (5A2A2) (P/OT-983B(P)/GRC-103(V))(NO Parts Authorized At This Level)		
	11030201 Control, Temperature (5A2A2A1) (No Parts Authorized At This Level)		
	11030202 Drive, Control Motor (5A2A2A2) (No Parts Authorized At This Level)		
	11030203 Control, Motor (5A2A2A3) (No Parts Authorized At This Level)		
12	Amplifier-Converter AM-4316A/GRC-103(V) (2)	68-1	68
	1201 Tuner, Radio Frequency (2A1)	69-1	69

Table of Contents - Continued

	Page	Illus Figure
Group		
120101 Duplexer (2A1A1)(No Parts Authorized At This Level)		
120102 Converter, Frequency, Electronic (2A1A2)	71-1	71
12010201 Frequency Multiplier (2A1A2A1)(No Parts Authorized At This Level)		
12010202 Mixer Stage, Frequency Assembly (2A1A2A2)(No Parts Authorized At This Level)		
1201020201 Mixer Stage, Frequency (2A1A2A2A1)(No Parts Authorized At This Level)		
12010203 Filter, Band Pass (2A1A2A3)(No Parts Authorized At This Level)		
12010204 Amplifier, Intermediate Frequency Assembly (2A1A2AR1)(No Parts Authorized At This Level)		
1201020401 Amplifier, Intermediate Frequency (2A1A2AR1AR1) (No Parts Authorized At This Level)		
120103 Connector-Filter Assembly (2A1A3)(No Parts Authorized At This Level)		
120104 Amplifier, Radio Frequency Assembly (2A1AR1)(No Parts Authorized At This Level)		
12010401 Amplifier, Radio Frequency (2A1AR1AR1)(No Parts Authorized At This Level)		
120105 Panel, Control (2A1MP2)	81-1	81
1202 Control-Indicator (2A2)(No Parts Authorized At This Level)		
120201 Control-Indicator Subassembly (2A2A1)(No Parts Authorized At This Level)		
1203 Control-Monitor, Signal Level (2A4)	84-1	84
13 Amplifier-Frequency Multiplier AM-4320A/GRC-103(V) or AM-4320B/GRC-103(V) (6)	85-1	85
1301 Electronic Switch Assembly (6A1)	86-1	86
130101 Electronic Switch (6A1A1)(No Parts Authorized At This Level)		
1302 Frequency Multiplier Assembly (6A2)(No Parts Authorized At This Level)		
130201 Frequency Multiplier (6A2A1)(No Parts Authorized At This Level)		
1303 Control-Indicator (6A3)(No Parts Authorized At This Level)		
130301 Control-Indicator Subassembly (6A3A1)(No Parts Authorized At This Level)		
1304 Amplifier, Radio Frequency (6AR1)(No0 Parts Authorized At This Level)		
130401 Amplifier Subassembly, Radio Frequency (6AR1A1) . .	93-1	93
130402 Electronic Component Assembly (6AR1A2)(No Parts Authorized At This Level)		
1305 Panel, Control (6MP1)	95-1	95
14 Amplifier ConverterAM-4317/GRC-103(V) (33)	96-1	96
1401 Duplexer (33A1) (No Parts Authorized At This Level)		

Table of Contents - Continued

	Page	Illus Figure
Group 140101 Duplexer Subassembly (33A1A1) (No Parts Authorized At This Level)		
140102 Gear Assembly, Speed Decreaser (33A1MP1)(No Parts Authorized At This Level)		
140103 Wiring Harness, Branched (33A1W1)(No Parts Authorized At This Level)		
14010301 Connector-Filter Assembly (33A1W1A1)(No Parts Authorized At This Level)		
1402 Frequency Multiplier Group (33A2)(No Parts Authorized At This Level)		
140201 Frequency Multiplier (33A2A1)(No Parts Authorized At This Level)		
14020101 Frequency Multiplier Subassembly (33A2A1A1) (No Parts Authorized At This Level)		
140202 Frequency Multiplier (33A2A2)(No Parts Authorized At This Level)		
14020201 Frequency Multiplier Subassembly (33A2A2A1) (No Parts Authorized At This Level)		
14020202 Filter, Low Pass (33A2A2FL1)(No Parts Authorized At This Level)		
14020203 Filter, Low Pass (33A2A2FL2)(No Parts Authorized At This Level)		
140203 Filter, Bandpass (33A2FL1)(No Parts Authorized At This Level)		
14020301 Wiring Harness, Branched (33A2FL1W1)(No Parts Authorized At This Level)		
1403 Control-Indicator (33A4)(No Parts Authorized At This Level)		
140301 Control-Indicator Subassembly (33A4A1)(No Parts Authorized At This Level)		
1404 Control-Monitor, Signal Level (33A5)(No Parts Authorized At This Level)		
1405 Panel, Control (33A6)	114-1	114
1406 Mixer Stage, Frequency (33A7)(No Parts Authorized At This Level)		
140601 Mixer Stage Frequency Assembly (33A7A1)(No Parts Authorized At This Level)		
1407 Amplifier, Intermediate Frequency (33AR1)(No Parts Authorized At This Level)		
140701 Amplifier-Filter (33AR1A1)(No Parts Authorized At This Level)		
140702 Amplifier, Intermediate Frequency (33AR1AR1)(No Parts Authorized At This Level)		
15 Amplifier-Frequency Multiplier AM-4321A/GRC-103(V) (37) . .	120-1	120
1501 Frequency Multiplier Group (37A1)(No Parts Authorized At This Level)		
150101 Frequency Multiplier (37A1A1)(No Parts Authorized At This Level)		

Table of Contents - Continued

		Illus Page Figure
Group	150102 Frequency Multiplier (37A1A2)(No Parts Authorized At This Level)	
	1502 Control-Indicator (37A2)(No Parts Authorized At This Level)	
	150201 Control-Indicator Subassembly (37A2A1)(No Parts Authorized At This Level)	
	1503 Amplifier, Radio Frequency (37AR1)(No Parts Authorized At This Level)	
	150301 Electronic Component Assembly (37AR1A1)(No Parts Authorized At This Level)	
	15030101 Regulator, Voltage-Assembly (37AR1A1A1)(No Parts Authorized At This Level)	
	1503010101 Regulator Voltage-Subassembly (37AR1A1A1A1)(No Parts Authorized At This Level)	
	15030102 Wiring Harness, Branched (37AR1A1W1)(No Parts Authorized At This Level)	
	1503010201 Connector-Filter Assembly (37AR1A1W1A1)(No Parts Authorized At This Level)	
	150302 Amplifier, Radio Frequency (37AR1AR1)	132-1 132
	1504 Panel, Control (37MP1)	133-1 133
16	Amplifier Converter AM-4318/GRC-103(V) (34)	134-1 134
	1601 Duplexer (34A1)(No Parts Authorized At This Level)	
	160101 Duplexer Subassembly (34A1A1)(No Parts Authorized At This Level)	
	160102 Gear Assembly, Speed Decreaser (34A1MP1)(Same as Group 14010)(No Parts Authorized At This Level)	
	160103 Wiring Harness, Branched (34A1W1)(No Parts Authorized At This Level)	
	16010301 Connector-Filter Assembly (34A1W1A1)(Same as Group 14010301)(No Parts Authorized At This Level)	
	1602 Frequency Multiplier Group (34A2)(No Parts Authorized At This Level)	
	160201 Frequency Multiplier Subassembly (34A2A1)(No Parts Authorized At This Level)	
	16020101 Frequency Multiplier (34A2A1A1)(No Parts Authorized At This Level)	
	160202 Frequency Multiplier Subassembly (34A2A2)(Same as Group 140202)(No Parts Authorized At This Level)	
	16020201 Frequency Multiplier (34A2A2A1)(Same as Group 14020201)(No Parts Authorized At This Level)	
	16020202 Filters, Low Pass (34A2A2FL1)(Same as Group 14020202)(No Parts Authorized At This Level)	
	16020203 Filters, Low Pass (34A2A2FL2)(Same as Group 14020203)(No Parts Authorized At This Level)	
	160203 Filter, Bandpass (34A2FL1)(No Parts Authorized At This Level)	
	16020301 Wiring Harness, Branched (34A2FL1W1)(No Parts Authorized At This Level)	

Table of Contents - Continued

	Page	Illus Figure
Group 1603 Control-Indicator (34A4)(No Parts Authorized At This Level)		
160301 Control-Indicator Subassembly (34A4A1)(No Parts Authorized At This Level)		
1604 Control-Monitor, Signal Level (34A5) (Same as Group 1404)(No Parts Authorized At This Level)		
1605 Panel, Control (34A6)	145-1	145
1606 Mixer Stage, Frequency Assembly (34A7)(No Parts Authorized At This Level)		
160601 Mixer Stage Frequency (34A7A1)(No Parts Authorized At This Level)		
1607 Amplifier Intermediate Frequency (34AR1)(Same as Group 1407)(No Parts Authorized At This Level)		
160701 Amplifier-Filter (34AR1A1) (Same as Group 140701) (No Parts Authorized At This Level)		
160702 Amplifier IF (34AR1AR1)(Same as Group 140702) (No Parts Authorized At This Level)		
17 Amplifier-Frequency Multiplier AM-4322/GRC-103(V) or AM-4322A/GRC-103(V) (38)	148-1	148
1701 Amplifier, Frequency Multiplier Assembly (38A1)(No Parts Authorized At This Level)		
170101 Frequency Multiplier (38A1A1)(No Parts Authorized At This Level)		
170102 Amplifier-Frequency Multiplier (38A1A2)(No Parts Authorized At This Level)		
1702 Control-Indicator (38A2)(No Parts Authorized At This Level)		
170201 Control-Indicator Subassembly (38A2A1)(No Parts Authorized At This Level)		
1703 Amplifier, Radio Frequency (38AR1)(No Parts Authorized At This Level)		
170301 Electronic Component Assembly (38AR1A1)(No Parts Authorized At This Level)		
17030101 Regulator Voltage (38AR1A1A1)(Same as Group 15030101)(No Parts Authorized At This Level)		
1703010101 Regulator, Voltage-Subassembly (38AR1A1A1A1) (Same as Group 1503010101) (No Parts Authorized At This Level)		
17030102 Wiring Harness, Branched (38AR1A1W1)(No Parts Authorized At This Level)		
1703010201 Connector-Filter Assembly (38AR1A1W1A1) (Same as Group 1503010201) (No Parts Authorized At This Level)		
170302 Amplifier, Radio Frequency (38AR1AR1)	157-1	157
1704 Panel, Control (38MP1)	158-1	158
18 Amplifier, Converter AM-4319/GRC-103(V) (39)	159-1	159
1801 Electronic Component Assembly (39A1)(No Parts Authorized At This Level)		

Table of Contents - Continued

		Page	Illus Figure
Group	180101 Gear Assembly, Speed Decreaser (39A1MP1)(No Parts Authorized At This Level)		
	180102 Wiring Harness, Branched (39A1W1)(No Parts Authorized At This Level)		
	18010201 Connector-Filter Assembly (39A1W1A1)(No Parts Authorized At This Level)		
	1802 Converter, Frequency, Electronic Assembly (39A2)(No Parts Authorized At This Level)		
	180201 Converter, Frequency, Electronic (39A2A1)(No Parts Authorized At This Level)		
	1803 Frequency Multiplier (39A3)(No Parts Authorized At This Level)		
	1804 Control-Indicator (39A4)(No Parts Authorized At This Level)		
	1805 Panel, Control (39A5)	168-1	168
	1806 Amplifier, Radio Frequency Assembly (39AR1)	169-1	169
	180601 Amplifier, Radio Frequency (39AR1AR1)(No Parts Authorized At This Level)		
	1807 Amplifier, Intermediate Frequency (39AR2)(Same as Group 1407)(No Parts Authorized At This Level)		
	180701 Amplifier-Filter (39AR2A1) (Same as Group 140701) (No Parts Authorized At This Level)		
	180702 Amplifier, Intermediate Frequency (39AR2AR1) (Same as Group 140702)(No Parts Authorized At This Level)		
	1808 Filter, Bandpass (39FL1 and 39FL2)(No Parts Authorized At This Level)		
	1809 Filter, Bandpass (39FL3)(No Parts Authorized At This Level)		
19	Amplifier-Frequency Multiplier AM-4323/GRC-103(V) (40) . . .	173-1	173
	1901 Electronic Component Assembly (40A1)(No Parts Authorized At This Level)		
	190101 Wiring Harness, Branched (40A1W1)(No Parts Authorized At This Level)		
	19010101 Connector-Filter Assembly (40A1W1A1)(No Parts Authorized At This Level)		
	1902 Amplifier-Frequency Multiplier (40A2)(No Parts Authorized At This Level)		
	190201 Regulator, Voltage-Assembly (40A2AR1)(No Parts Authorized At This Level)		
	190202 Amplifier, Radio Frequency (40A2AR2)(No Parts Authorized At This Level)		
	1903 Regulator, Voltage (40A3)(No Parts Authorized At This Level)		
	1904 Control-Indicator (40A4)(No Parts Authorized At This Level)		
	1905 Amplifier, Radio Frequency (40AR1)	182-1	182
	1906 Filter, Bandpass (40FL1)(Same as Group 1808) (No Parts Authorized At This Level)		

Table of Contents - Continued

	Page	Illus Figure
Group		
1907 Panel, Control (40MP1)	183-1	183
1908 Shield, Electrical (40MP3)	184-1	184
 Section III. Special Tools List (Not applicable)		
 Iv. Cross-Reference Indexes		
National Stock Number Index	1-1	
Part Number Index	1-4	
Figure and Item Number Index	1-12	

SECTION I.

INTRODUCTION

1. Scope

This manual lists and authorizes spares and repair parts; special tools; special test, measurement, and diagnostic equipment (TMDE); and other special support equipment required for performance of organizational maintenance of the AN/GRC-103(V)1, 2, 3 and 4. It authorizes the requisitioning, issue, and disposition of spares, repair parts and special tools as indicated by the source, maintenance and recoverability (SMR) codes.

2. General

This Repair Parts and Special Tools List is divided into the following sections:

a. Section II. Repair Parts List. A list of spares and repair parts authorized by this RPSTL for use in the performance of maintenance. The list also includes parts which must be removed for replacement of the authorized parts. Parts list are composed of functional groups in ascending item number sequence. Figure numbers are listed directly beneath the group header.

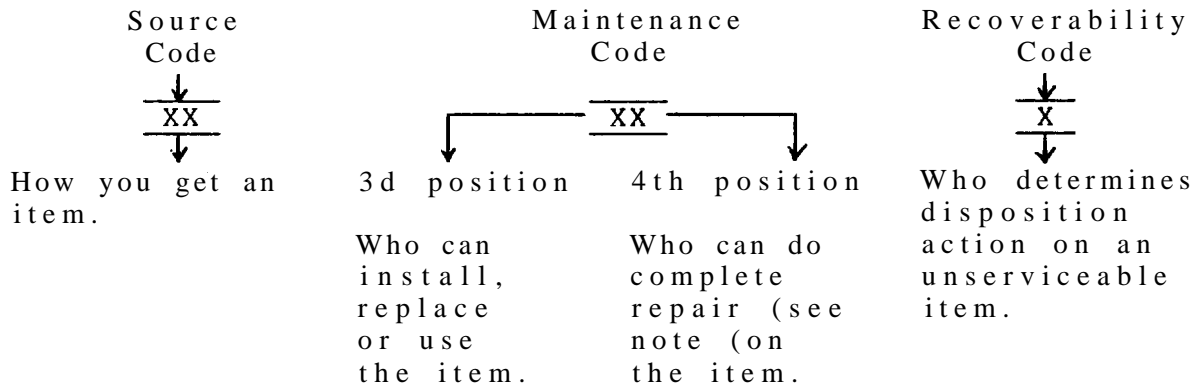
b. Section III. Special Tools List. Not applicable.

c. Section IV. Cross-Reference Indexes. A list, in National item identification number (NIIN) sequence, of all National stock numbered items appearing in the listing, followed by a list in alphabetic sequence of all part numbers appearing in the listings. National stock numbers and part numbers are cross-referenced to each illustration figure and item number appearance. The figure number and item number index lists figure and item numbers in numeric sequence and cross-references National stock number, Federal Supply Code for Manufacturer and part numbers.

3. Explanation of Columns (Section II and III)

a. Item No. (Column (1)). Indicates the number used to identify items called out in the illustration.

b. SMR Code (Column (2)). The source, maintenance, and recoverability (SMR) code is a five-position code containing supply/requisitioning information, maintenance category authorization criteria, and disposition instruction, as shown in the following breakout:



NOTE

Complete repair: Maintenance capacity, capability, and authority to perform all corrective maintenance tasks of the "repair" function in a use\user environment in order to restore serviceability to a failed item.

(1) Source code. The source code tells you how to get an item needed for maintenance, repair, or overhaul of an end item/equipment. Explanations of source codes follows:

Code

Explanation

PA
PB
PC
PD
PE
PF
PG

Stocked items: use the applicable NSN to request/requisition items with these source codes. They are authorized to the category indicated by the code entered in the third position of the SMR code.

NOTE

Items coded PC are subject to deterioration.

KD
KF
KB

Items with these codes are not to be requested/requisitioned individually. They are part of a kit which is authorized to the maintenance category indicated in the third position of the SMR code. The complete kit must be requested and applied.

<u>Code</u>	<u>E x p l a n a t i o n</u>
MO - Made at org/AVUM category	Items with these codes are got to be requested/requisitioned individually. They must be made from bulk material which is identified by the part number in the description and usable on code (UOC) column and listed in the Bulk Material group of the repair parts list. If the item is authorized to you by the third position code of the SNR code, but the source code indicates it is made at a higher category, order the item from the higher category of maintenance.
MF - Made at DS/AVIM category	
MH - Made at GS category	
ML - Made at Specialized Repair Activity (SRA)	
MD - Made at Depot	

AO - Assembled by org/AVUM category	Items with these codes are not to be requested/requisitioned individually. The parts that make up the assembled item must be requisitioned or fabricated and assembled at the category of maintenance indicated by the source code. If the third position code of the SMR code authorizes you to replace the item, but the source code indicates the item is assembled at a higher category, order the item from the higher category of maintenance.
AF - Assembled by DS/AVIM category	
AH - Assembled by GS category	
AL - Assembled by SRA	
AD - Assembled by Depot	

<u>Code</u>	<u>E x p l a n a t i o n</u>
XA - Do not requisition an "XA" coded item. Order its next higher assembly.	
XB - If an "XB" item is not available from salvage, order it using the FCSM and part number given.	
xc - Installation drawing, diagram, instruction sheet, field service drawing, that is identified by manufacturer's part number.	
XD - Item is not stocked. Order an "XD" coded item through normal supply channels using the FCSM and part number given, if not available.	

NOTE

Cannibalization or controlled exchange, when authorized, may be used as a source of supply for items with the above source codes, except for those source coded "XA" or those aircraft support items restricted by requirements of AR750-1.

(2) Maintenance Code. Maintenance codes tell you the category of maintenance authorized to USE and REPAIR support items. The maintenance codes are entered in the third and fourth positions of the SMR code? as follows:

(a) The maintenance code entered in the third position tells you the lowest maintenance category authorized to remove, replace, and use an item. The maintenance code entered in the third position will indicate authorization to one of the following categories of maintenance.

<u>code</u>	<u>Application\Explanation</u>
c	- Crew or operator maintenance done within organizational or aviation maintenance.
o	- Organizational or aviation unit category can remove, replace, and use the item.
F	- Direct support or aviation intermediate category can remove, replace, and use the item.
H	- General support category can remove, replace, and use the item.
L	- Specialized repair activity can remove, replace, and use the item.
D	- Depot category can remove, replace, and use the item.

(b) The maintenance code entered in the fourth position tells whether or not the item is to be repaired and identifies the lowest maintenance category with the capability to do complete repair (i.e., perform all authorized repair functions). This position will contain one of the following maintenance codes.

NOTE

Some limited repair may be done on the item at a lower category of maintenance, if authorized by the Maintenance Allocation Chart (MAC) and SMR codes.

<u>Code</u>	<u>Application/Explanation</u>
o	- Organizational or aviation unit is the lowest category that can do complete repair of the item.
F	- Direct support or aviation intermediate is the lowest category that can do complete repair of the item.
H	- General support is the lowest category that can do complete repair of the item.
L	- Specialized repair activity (designate the specialized repair activity) is the lowest category that can do complete repair of the item.
D	- Depot is the lowest category that can do complete repair of the item.

<u>C o d e</u>	<u>A p p l i c a t i o n / E x p l a n a t i o n</u>
----------------	--

- | | |
|-----|--|
| z - | Nonreparable. No repair is authorized. |
| B - | No repair is authorized. (No parts or special tools are authorized for the maintenance of a "B" coded item.) However, the item may be reconditioned by adjusting, lubricating, etc., at the user category. |

(3) Recoverability code. Recoverability codes are assigned to items to indicate the disposition action on unserviceable items. The recoverability code is entered in the fifth position of the SMR Code as follows:

<u>R e c o v e r a b i l i t y</u> <u>c o d e s</u>	<u>A p p l i c a t i o n / E x p l a n a t i o n</u>
--	--

- | | |
|-----|---|
| z - | Nonreparable item. When unserviceable, condemn and dispose of the item at the category of maintenance shown in the third position of SMR code. |
| 0 - | Reparable item. When uneconomically repairable, condemn and dispose of the item at organizational or aviation unit category. |
| F - | Reparable item. When uneconomically repairable, condemn and dispose of the item at direct support or aviation intermediate category. |
| H - | Reparable item. When uneconomically repairable, condemn and dispose of the item at general support category. |
| D - | Reparable item. When beyond lower category repair capability, return to depot. Condemnation and disposal of item not authorized below depot category. |
| L - | Reparable item. Condemnation and disposal not authorized below specialized repair activity (SRA). |
| A - | Item requires special handling or condemnation procedures because of specific reasons (e.g., precious metal content, high dollar value, critical material, or hazardous material) . Refer appropriate manuals/directives for specific instructions. |

c. FSCM (Column (3)). The Federal Supply Code for Manufacturer (FSC) is a 5-digit numeric code which is used to identify the manufacturer, distributor, or Government agency, etc. , that supplies the item.

d. Part Number (Column (4)). Indicates the primary number used by the manufacturer (individual, company, firm, corporation, or Government activity) , which controls the design and characteristics of the item by means of its engineering drawings, specifications, standards, and inspection requirements to identify an item or range of items.

NOTE

When you use an NSN to requisition an item, the item you receive may have a different part number from the part ordered.

e. Description and Usable on Code (UOC) (Column (5)). This column includes the following information.

(1) The Federal item name and, when required, a minimum description to identify the item.

(2) Usable on code, when applicable (para 5).

(3) The statement "END OF FIGURE" appears just below the last item description in Column (5) for a given figure in both section II and section III

f. Qty (Column (6)). Indicates the quantity of the item used in the breakout shown on the illustration figure, which is prepared for a functional group, subfunctional group, or an assembly. A "V" appearing in this column in lieu of a quantity indicates that the quantity is variable and the quantity may vary from application to application.

4. Explanation of Columns (Section IV)

National Stock Number (NSN) Index.

(1) Stock number column. This column lists the NSN by National item identification number (NIIN) sequence. The NIIN consists of the last nine digits of the NSN. When using this column to locate an item, ignore the first four digits of the NSN. When requisitioning items use the complete NSN (13 digits) .

(2) Fig. column. This column lists the number of the figure where the item is identified/located . The illustrations are in numerical sequence in sections II and III.

(3) Item column. The item number identifies the item associated with the figure listed in the adjacent Fig. column. This item is also identified by the NSN listed on the same line.

b. Part Number Index. Part numbers in this index are listed by part-number in ascending alphameric sequence.

(1) FSCM column. This column lists the Federal supply code for manufacturer.

(2) Part number column. This column indicates the part number assigned to the item.

(3) Stock number column. This column lists the National stock number for the associated part number and manufacturer identified in the part number and FSCM columns to the left.

(4) Fig. column. This column lists the number of the figure where the item is identified/located in sections II and III.

(5) Item column. The item number is that number assigned to the item as it appears in the figure referenced in the adjacent figure number column.

Figure and Item Number Index.

(1) Fig. column. This column lists the number of the figure where the item is identified/located in sections II and III.

(2) Item column. The item number is that number assigned to the item as it appears in the figure reference cell in the adjacent figure number column.

(3) stock number column. This column lists the National stock number for the item.

(4) FSCM column. The Federal supply code for manufacturer (FSCM) is a 5-digit numeric code used to identify the manufacturer, distributor, or Government agency, etc., that supplies the item.

(5) Part number column. Indicates the primary number used by the manufacturer (individual, firm, corporation, or Government activity), which controls the design and characteristics of the item by means of its engineering drawings, specifications, standards, and inspection requirements to identify an item or range of item.

5. Special Information

a. Usable on code. The usable on code appears in the lower left corner of the description column heading. Usable on codes are shown as "U O C: in the description column (justified left) on the first line applicable item description nomenclature. Uncoded items are applicable to all models. Identification of the usable on codes used in this RPSTL are:

<u>CODE</u>	<u>USED ON</u>
EL6	T-983A(P)/GRC-103(V)
EL7	T-983B(P)/GRC-103(V)
EL8	R-1329A(P)/GRC-103(V)
EL9	R-1329B(P)/GRC-103(V)
EMA	AM-4320A(P)/GRC-103(V)
EMB	AM-4320B/GRC-103(V)
EMC	AM-4322/GRC-103(V)
EMD	AM-4322A/GRC-103(V)
FEv	AM-4316A(P)/GRC-103(V)
FEW	AM-4317/GRC-103(V)
FEX	AM-4318/GRC-103(V)
FEY	AM-4319/GRC-103(V)
FEZ	AM-4321A/GRC-103(V)
FE2	AM-4323/GRC-103(V)
FE3	RT-773/GRC-103(V)
FE4	R-1329C(P)/GRC-103(V)
FLB	ACJ/GRC-103(V)1
FLC	AN/GRC-103(V)2
FLD	AN/GRC-103(V)3
FLE	AN/GRC-103(V)4
FLF	AB-952/GRC-103(V)

b. Associated Publications. The publication listed below pertains to the AN/GRC-103(V)1,2,3 and 4 and their components:

TM 11-5820-540-12, Radio Sets AN/GRC-103(V)1, 2, 3 and 4, and Mast Extension Kit, MK-1009/GRC-103(V)

c. National stock Numbers. National stock numbers (NSN'S) that are missing from P source coded items have been applied for and will be added to this TM by future change/revision when they are entered in the Army Master Data File (AMDF). Until the NSN's are established and published, submit exception requisitions to: Command, US Army Communications-Electronics Command and Fort Monmouth, ATTN: A M S E L - L C - M M , F o r t M o n m o u t h , N J 0 7 7 0 3 - 5 0 0 0 support your equipment.

6. How to Locate Repair Parts

When National stock number or part number is not known.

(1) First. Using the table of contents, determine the assembly group or subassembly group to which the item belongs. This is necessary since figures are prepared for assembly groups and subassembly groups, and listings are divided into the same groups.

(2) Second. Find the figure covering the assembly group or subassembly group to which the item belongs.

(3) Third. Identify the item on the figure and note the item number

(4) Fourth. Refer to the Repair Parts List for the figure to find the part number for the item number noted on the figure.

(5) Fifth. Refer to the Part Number Index to find the NSN, if assigned.

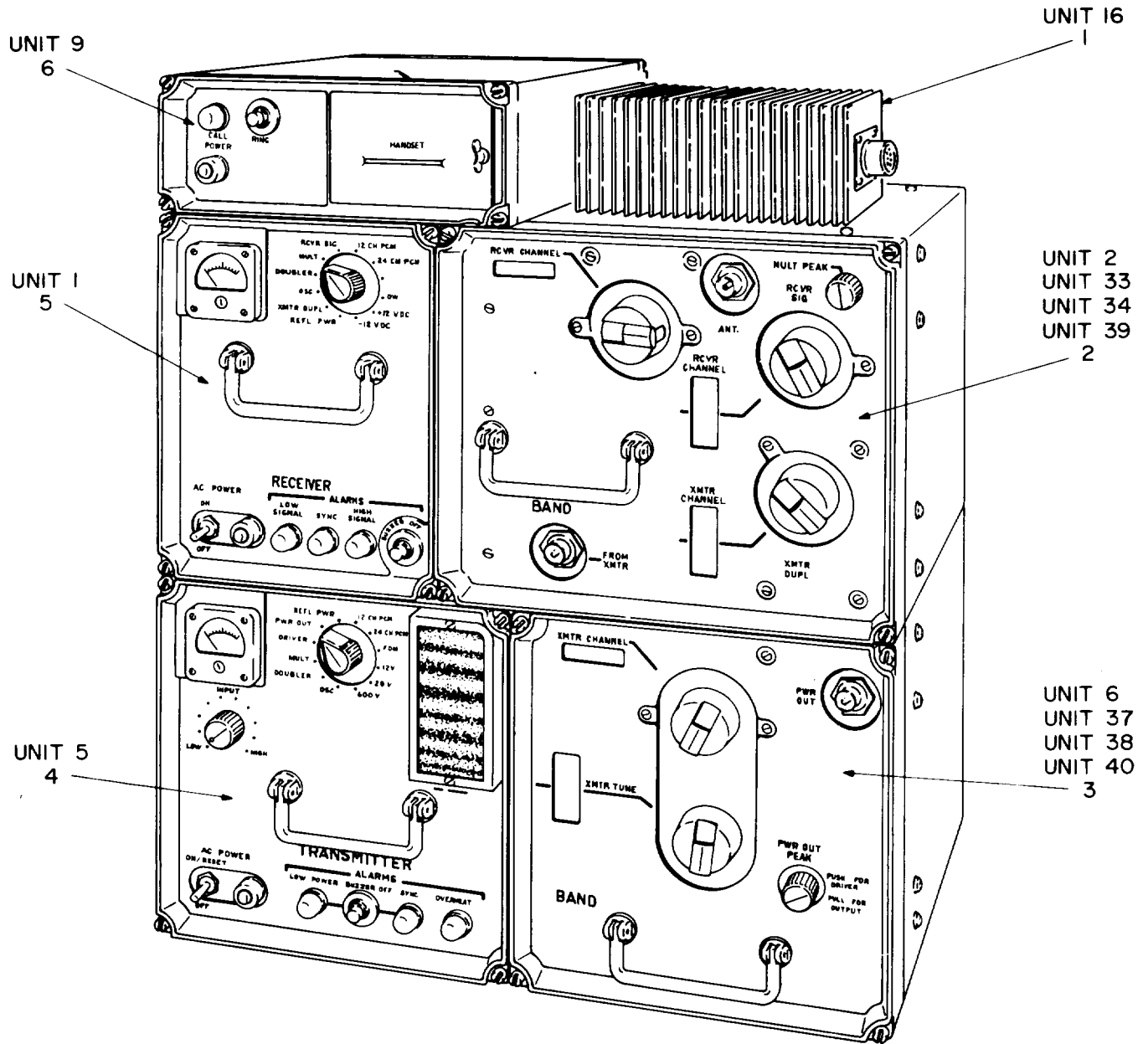
b. When National stock number or part number is known.

(1) First. Using the index of National stock numbers and part numbers, find the pertinent National stock number or part number. The NSN index is in National item identification number (NIIN) sequence (para 4a(1)). The part numbers in the part number index are listed in ascending alphameric sequence (para 4b). Both indexes cross-reference you to the illustration figure and item number of the item you are looking for.

(2) Second. After finding the figure and item number, verify that the item is the one you're looking for, then locate the item number in the repair parts list for the figure.

7. Abbreviations

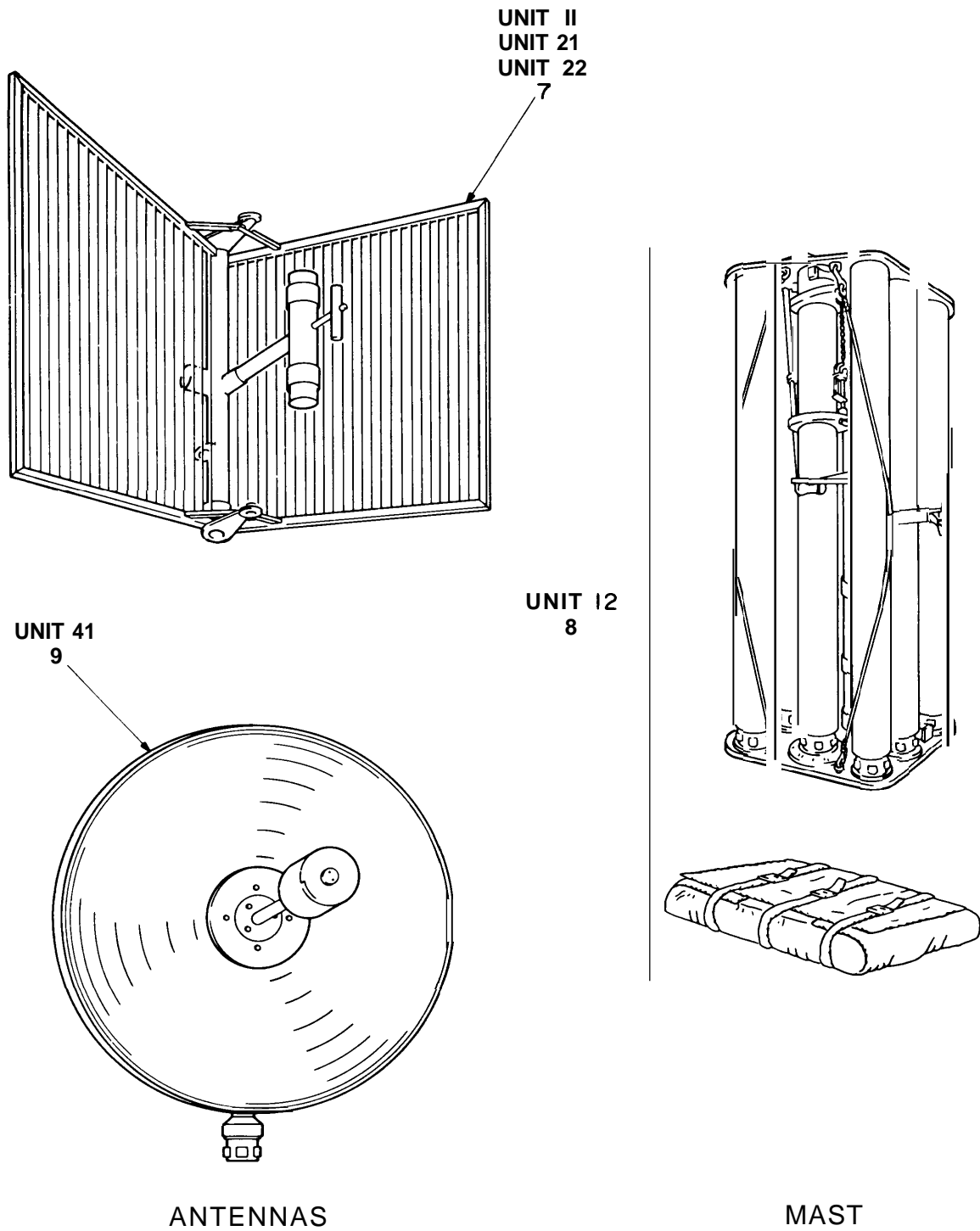
Not applicable.



RADIO

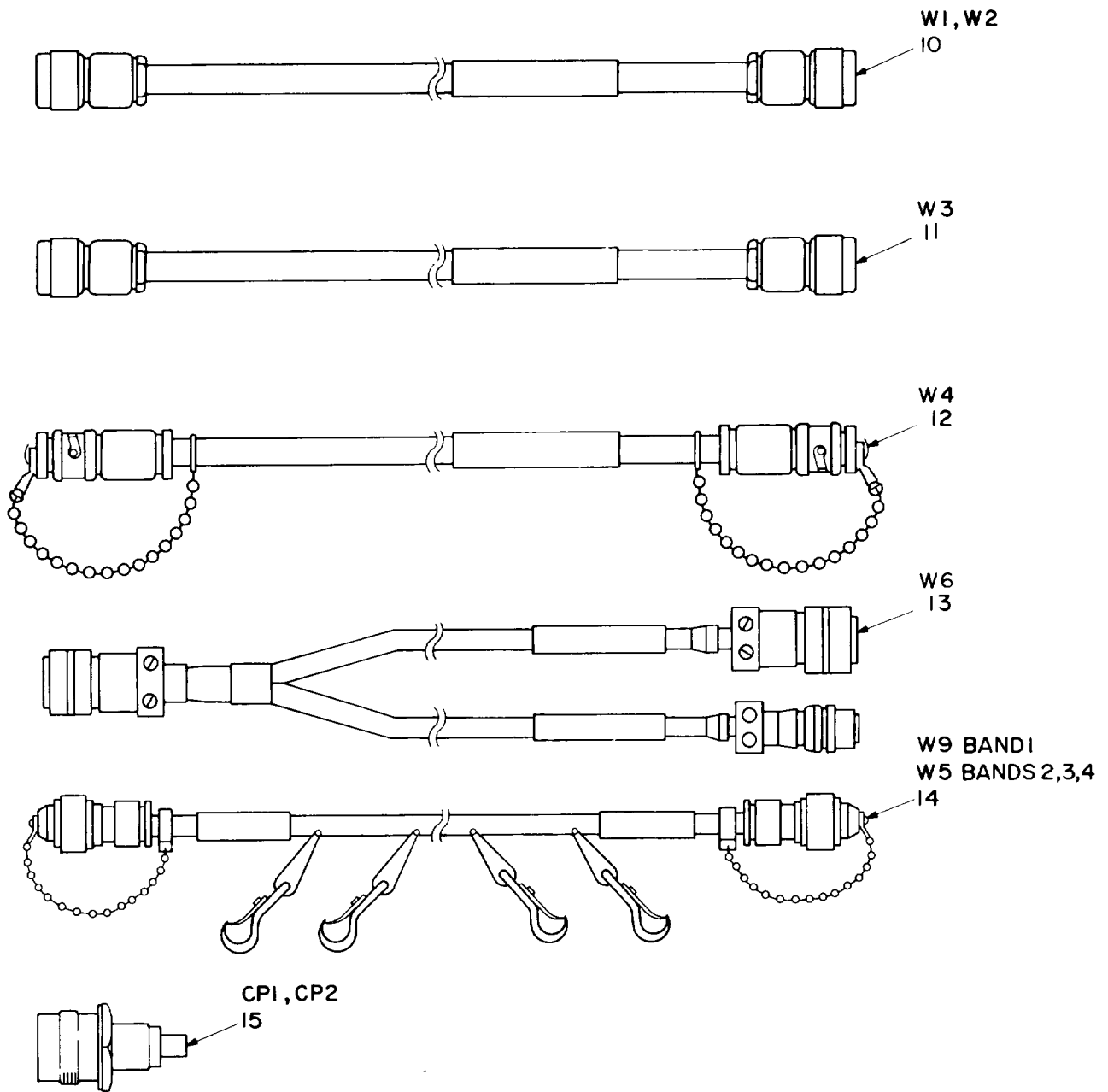
EL4WG001

Figure 1. Radio Set AN/GRC-103(V)1, 2, 3, 4 (Sheet 1 of 4)



EL4WG002

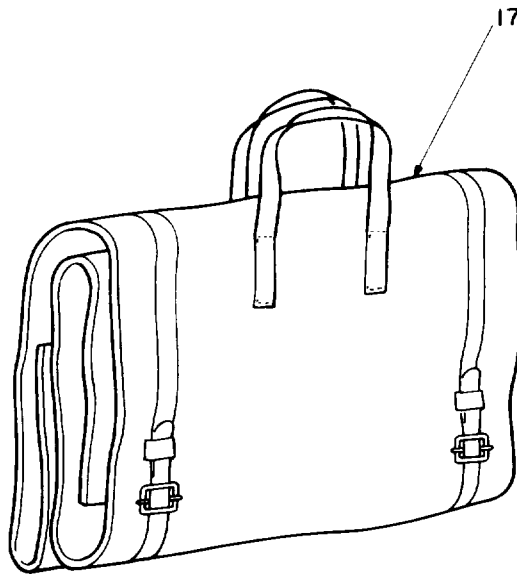
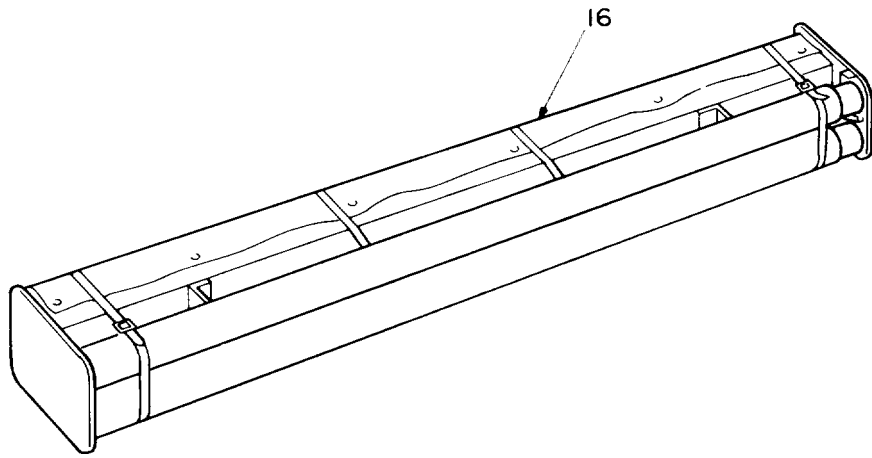
Figure 1. Radio Set AN/GRC-103(V)1, 2, 3, 4 (Sheet 2 of 4)



CABLES AND ADAPTERS

EL4WG003

Figure 1. Radio Set AN/GRC-103(V)1, 2, 3, 4 (Sheet 3 of 4)



ACCESSORIES

EL4WG004

Figure 1. Radio Set AN/GRC-103(V)I, 2, 3, 4 (Sheet 4 of 4)

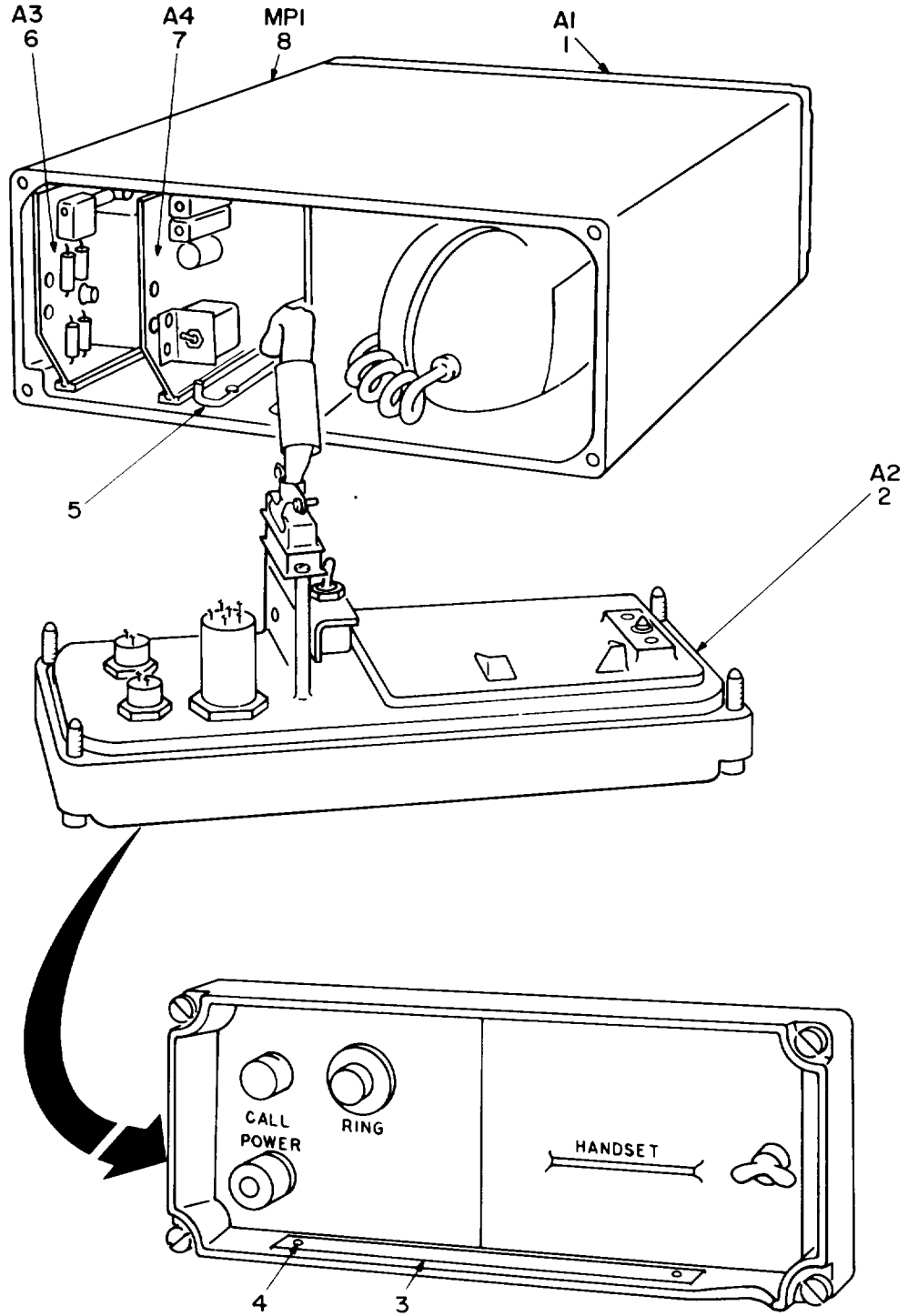
SECTION II

TM11-5820-540-20P

(1) ITEM NO	(2) SMR CODE	(3) FSCM	(4) PART NUMBER	(5) DESCRIPTION AND USABLE ON CODE (UOC)	(6) QTY
				GROUP 00 RADIO SET AN/GRC-103 (V) 1,2,3,4.	
				FIGURE 1	
1	PAOOO	80063	SM-A-697452	DUMMY LOAD, ELECTRIC UNIT16,	1
2	PDODD	80058	AM-4316A/GRC-103 (V)	AMPLIFIER-CONVERTER UNIT2	1
				UOC:FLB	
2	PDODD	80058	AM-4317/GRC-103(V)	AMPLIFIER-CONVERTER UNIT33,	1
				UOC:FLC	
2	PDODD	80058	AM-4318/GRC-103(V)	AMPLIFIER-CONVERTER UNIT34,	1
				UOC:FLD	
2	PDODD	80058	AM-4319/GRC-103(V)	AMPLIFIER-CONVERTER UNIT39	1
				UOC:FLE	
3	PDODD	80058	AM-4320A/GRC-103 (V)	AMPLIFIER-FREQUENCY UNIT6,	1
				UOC:FLB	
3	PDODD	80058	AM-4320B/GRC-103 (V)	AMPLIFIER-FREQUENCY UNIT6,	1
				UOC:FLB	
3	PDODD	80058	AM-4321()/GRC-10 3(V)	AMPLIFIER-FREQUENCY UNIT37,	1
				UOC:FLC	
3	PDODD	80058	AM-4322/GRC-103(V)	AMPLIFIER-FREQUENCY UNIT38,	1
				UOC:FLD	
3	PDODD	80058	AM-4322A/GRC-103 (V)	AMPLIFIER-FREQUENCY UNIT38,	1
				UOC:FLD	
3	PDODD	80058	AM-4323(A)/GRC-1 03(V)	AMPLIFIER-FREQUENCY UNIT40,	1
				UOC:FLE	
4	PDODD	80058	T-983A(P)/GRC-10 3(V)	TRANSMITTER,RADIO UNIT5,	1
				UOC:FLB,FLC,FLD	
4	PDODD	80058	T-983B(P)/GRC-10 3(V)	TRANSMITTER,RADIO UNIT5,	1
				UOC:FLB,FLD,FLE	
5	PDODD	80058	R-1329A/GRC-103(V)	RECEIVER RADIO UNIT1,	1
				UOC:FLB,FLC,FLD	
5	PDODD	90073	R-1329B/GRC-103(V)	RECEIVER,RADIO UNIT1,	1
				UOC:FLB,FLD,FLE	
5	PDODD	80058	R-1329C(P)/GRC-1 03(V)	RECEIVER,RADIO UNIT1,	1
				UOC:FLB,FLD,FLE	

SECTION II TM11-5820-540-20P

(1) ITEM NO	(2) SMR CODE	(3) FSCM	(4) PART NUMBER	(5) DESCRIPTION AND USABLE ON CODE (UOC)	(6) QTY
6	PDOLL	80058	RT-773/GRC-103(V)	RECEIVER-TRANSMITTE UNIT9,	1
7	PDOFF	80058	AS-1852/GRC-103(V)	ANTENNA UNIT11,	1
7	PDOFF	80058	AS-1853/GRC-103(V)	UOC:FLB ANTENNA UNIT21,	1
7	PDOFF	80058	AS-1854/GRC-103(V)	UOC:FLC ANTENNA UNIT22,	1
8	PDOFF	80058	AB-952/GRC-103(V)	UOC:FLD MAST UNIT12,	1
9	PDOOO	80058	AS-3047/GRC-103(V)	UOC:FLB,FLC,FLD ANTENNA UNIT41,	1
10	PAOZZ	80058	CG-3444/U(1FT-6IN)	UOC:FLE CABLE ASSEMBLY,RADI	2
11	PAOZZ	80058	CG-3444/U(3FT-6IN)	CABLE ASSEMBLY,RADI	1
12	PAOZZ	80058	CG-1040B/U(4FT-0IN)	CABLE ASSEMBLY,RADI	1
13	PAOHH	80058	CX-10763/GRC-103(V)(3FT-6IN)	UOC:FLB,FLE CABLE ASSEMBLY,SPEC	1
14	PAOHH	80063	SM-D-698201	FOR PARTS BREAKDOWN CABLE ASSEMBLY,RADI	1
15	PAOZZ	81349	MS90579-1375	ADAPTER,CONNECTOR	2
16	PAOOO	80058	MK-1009/GRC-103(V)	EXTENSION KIT,MAST	1
				UOC:FLB,FLC,FLD	
				END OF FIGURE	



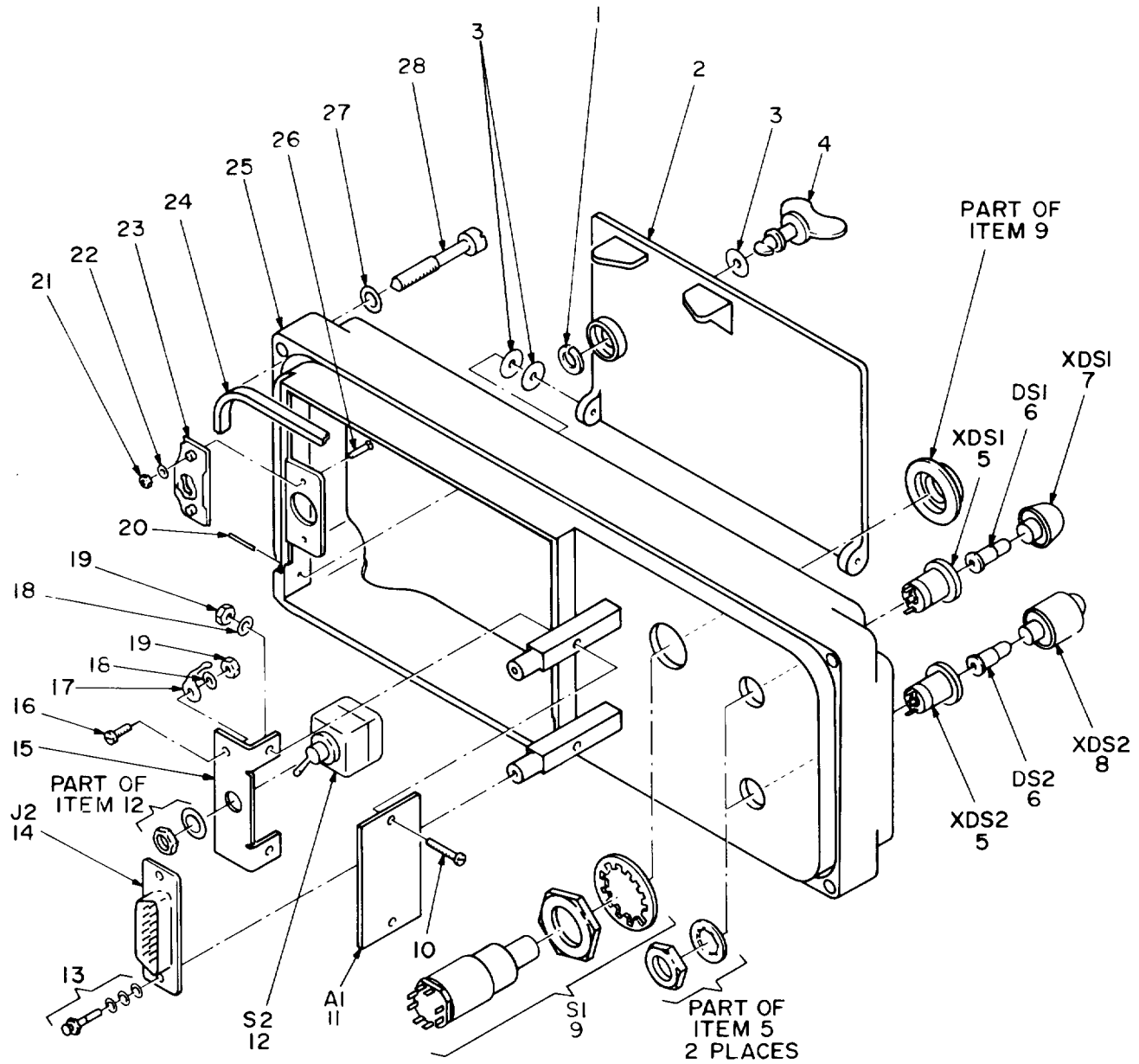
NOTE: FOR COMPLETE REFERENCE DESIGNATION
PREFIX WITH 9.

EL4WG005

Figure 2. Receiver-Transmitter, Orderwire RT-773/GRC-103(V) (9)

(1) ITEM NO	(2) SMR CODE	(3) FSCM	(4) PART NUMBER	(5) DESCRIPTION AND USABLE ON CODE (UOC)	(6) QTY
				GROUP 01 RECEIVER-TRANSMITTER, ORDER WIRE RT-773/GRC-103 (V) (9).	
				FIGURE 2	
2	PAOLL	80063	SM-D-698210	PANEL,MONITOR SEE FIGURE 4 FOR PARTS BREAKDOWN	1
5	PAOZZ	80063	SM-B-698824	EXTRACTOR,ELECTRICA	1
6	PAOLL	80063	SM-D-698211	CONVERTER,TELEPHONE SEE FIGURE 5 FOR PARTS BREAKDOWN	1
7	PAOLL	80063	SM-D-698212	AMPLIFIER ASSEMBLY SEE FIGURE 6 FOR PARTS BREAKDOWN	1

END OF FIGURE

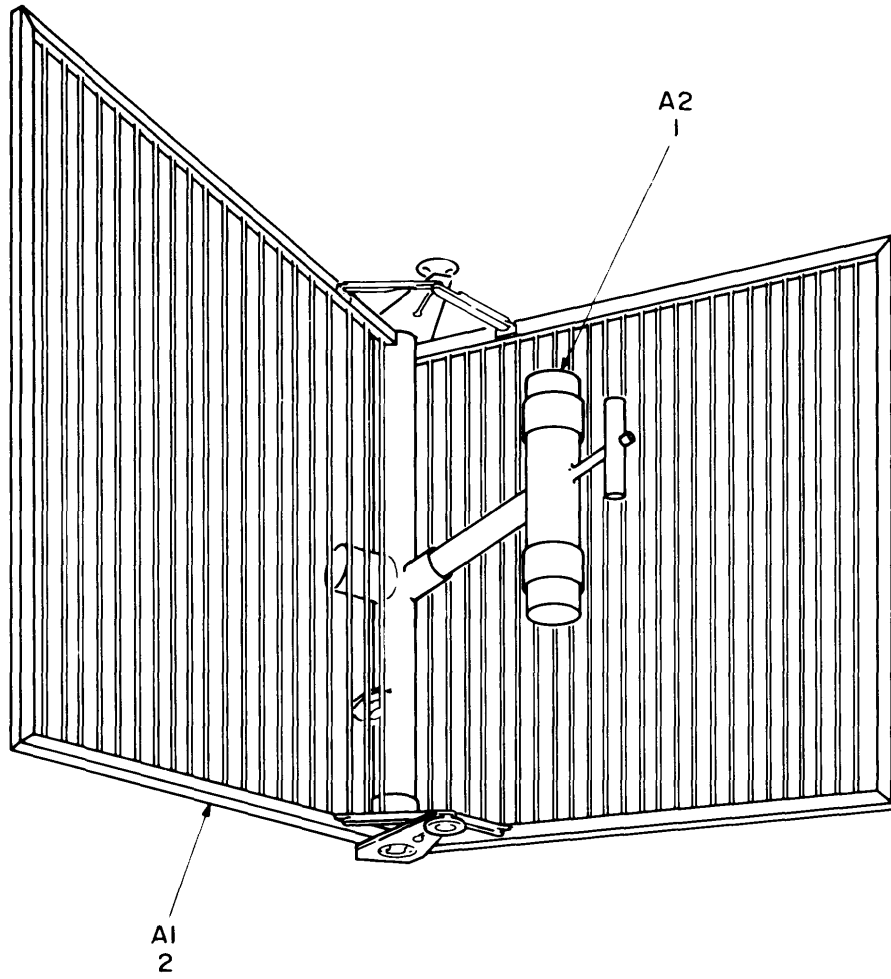


NOTE: FOR COMPLETE REFERENCE DESIGNATION
PREFIX WITH 9A2.

EL4WG006

Figure 4. Panel, Monitor (9A2)

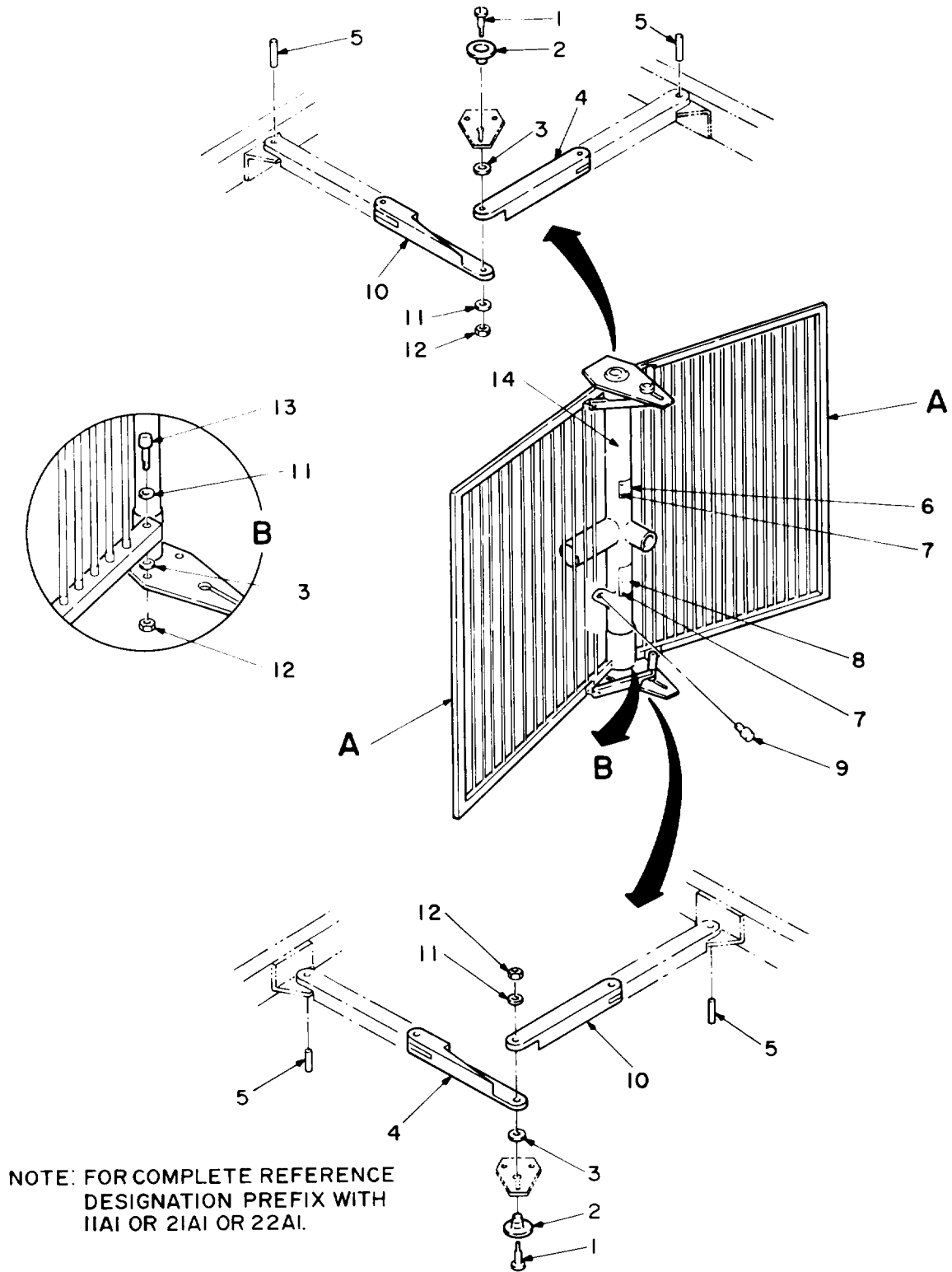
(1) ITEM NO	(2) SMR CODE	(3) FSCM	(4) PART NUMBER	(5) DESCRIPTION AND USABLE ON CODE (UOC)	(6) QTY
				GROUP 0102 PANEL, MONITOR (9A2)	
				FIGURE 4	
6	PAOZZ	96906	MS25237-327	LAMP, INCANDESCENT	2
7	PAOZZ	81349	LC35RT2	LENS, LIGHT	1
8	PAOZZ	81349	LC37GD2	LENS, LIGHT	1
27	PAOZZ	90073	195-634-10	WASHER, SPRING TENSI	4
28	PAOZZ	80063	SM-B-697599	SCREW, EXTERNALLY RE	4
				END OF FIGURE	



NOTE: FOR COMPLETE REFERENCE DESIGNATION
PREFIX WITH 11.

Figure 7. Antenna AS-1852/GRC-103(V) (11)

(1) ITEM NO	(2) SMR CODE	(3) FSCM	(4) PART NUMBER	(5) DESCRIPTION AND USABLE ON CODE (UOC) GROUP 02 ANTENNA AS-1852/GRC-103(V) (11) FIGURE 7	(6) QTY
1	PAOZZ	80058	AS-2151/GRC-103(V)	ANTENNA ELEMENT UOC:FLB	1
2	PAOFF	80058	AS-2150/GRC-103(V)	REFLECTOR, ANTENNA SEE FIGURE 8 FOR PARTS BREAKDOWN UOC:FLB	1
END OF FIGURE					



EL4WG013

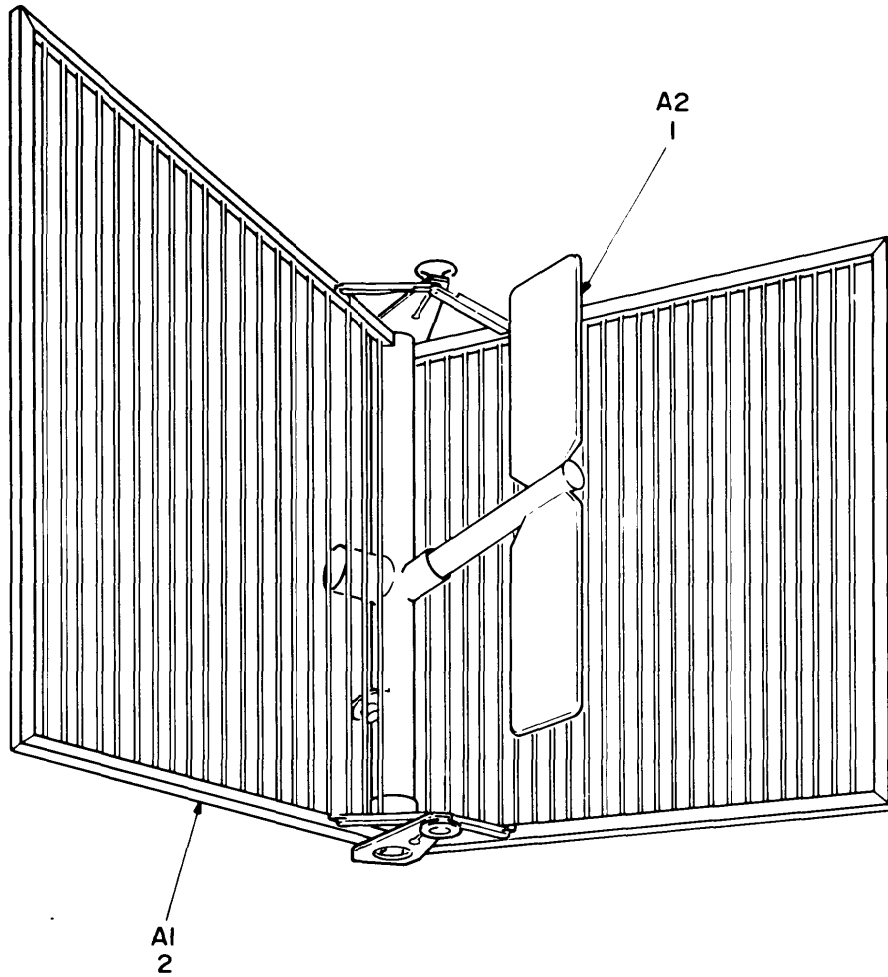
Figure 8. Reflector Assembly, Antenna AS-2150/GRC-103(V) (11A1), or (21A1), or (22A1)

SECTION II

TM11-5820-540-20P

(1) ITEM NO	(2) SMR CODE	(3) FSCM	(4) PART NUMBER	(5) DESCRIPTION AND USABLE ON CODE (UOC)	(6) QTY
				GROUP 0201 REFLECTOR ASSEMBLY, ANTENNA AS-2150/GRC-103 (V) (11A1).	
				FIGURE 8	
1	PAOZZ	80063	SM-B-697039	BOLT, SHOULDER UOC: FLB, FLC, FLD	2
2	PAOZZ	80063	SM-C-697035	KNOB UOC: FLB, FLC, FLD	2
3	PAOZZ	80063	SM-B-697055	INSULATOR, WASHER UOC: FLB, FLC, FLD	6
9	PAOZZ	81349	MS90579-1375	ADAPTER, CONNECTOR UOC: FLB, FLC, FLD	1
11	PAOZZ	96906	MS15795-809B	WASHER, FLAT UOC: FLB, FLC, FLD	8
12	PAOZZ	96906	MS17830-4C	NUT, SELF-LOCKING, HE UOC: FLB, FLC, FLD	6

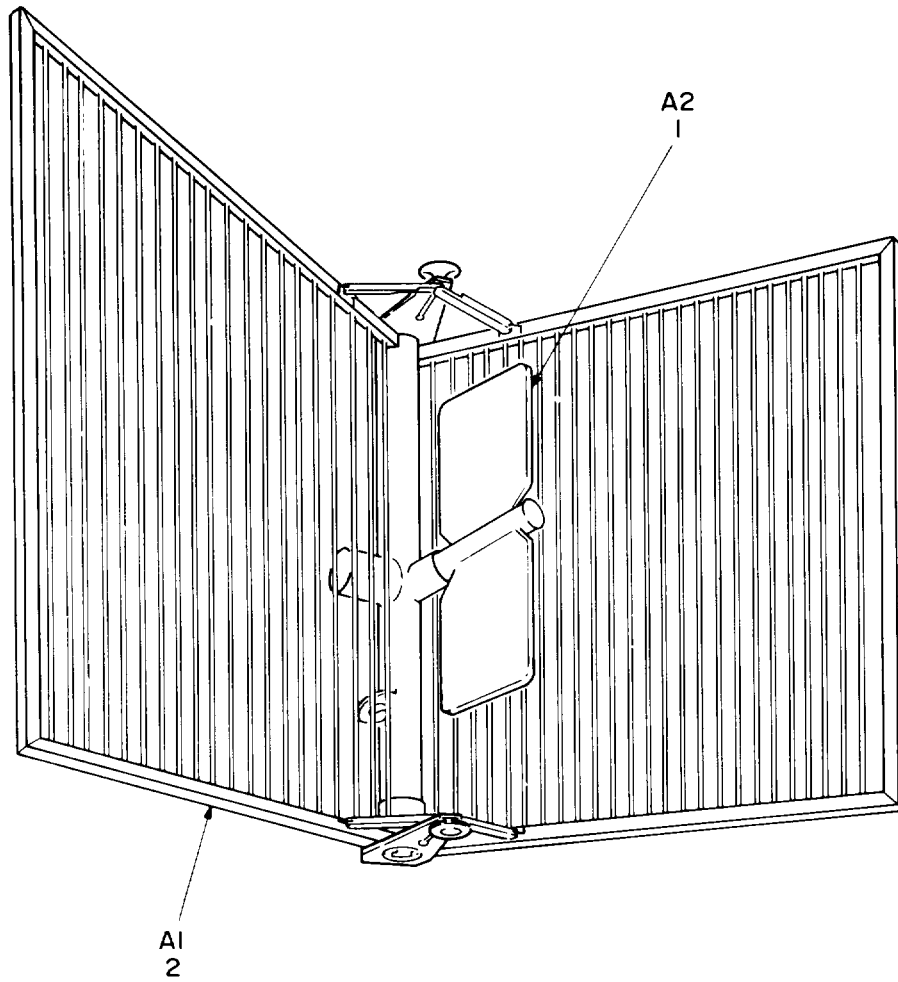
END OF FIGURE



NOTE: FOR COMPLETE REFERENCE DESIGNATION
PREFIX WITH 21.

Figure 9. Antenna AS-1853/GRC-103(V) (21)

(1) ITEM NO	(2) SMR CODE	(3) FSCM	(4) PART NUMBER	(5) DESCRIPTION AND USABLE ON CODE (UOC)	(6) QTY
				GROUP 03 ANTENNA AS-1853/GRC103(V) (21).	
				FIGURE 9	
1	PAOZZ	80058	AS-2194/GRC-103(V)	ANTENNA ELEMENT UOC:FLC	1
2	PAOFF	80058	AS-2150/GRC-103(V)	REFLECTOR, ANTENNA SEE FIGURE 8 FOR PARTS BREAKDOWN UOC:FLC	1
				END OF FIGURE	

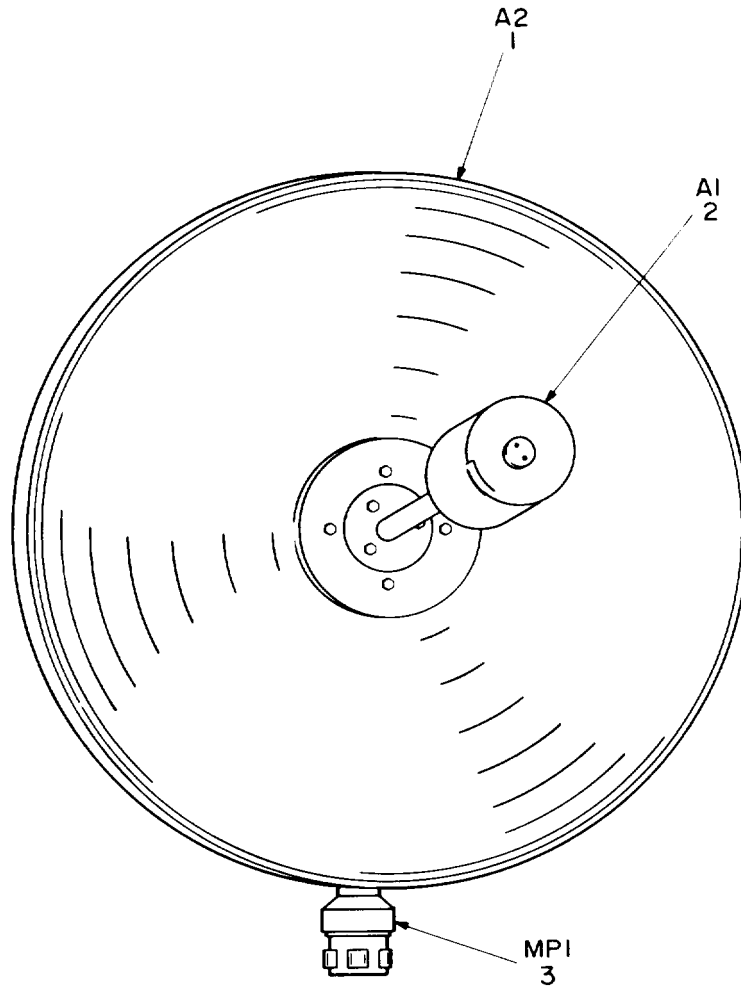


NOTE: FOR COMPLETE REFERENCE DESIGNATION
PREFIX WITH 22 .

EL4WG016

Figure 10. Antenna AS-1854/GRC-103(V) (22)

(1) ITEM NO	(2) SMR CODE	(3) FSCM	(4) PART NUMBER	(5) DESCRIPTION AND USABLE ON CODE (UOC)	(6) QTY
				GROUP 04 ANTENNA AS-1854/GRC-103(V) (22).	
				FIGURE 10	
1	PAOZZ	80058	AS-2195/GRC-103(V)	ANTENNA ELEMENT UOC:FLD	1
2	PAOFF	80058	AS-2150/GRC-103	REFLECTOR, ANTENNA SEE FIGURE 8 FOR PARTS BREAKDOWN UOC:FLD	1
				END OF FIGURE	



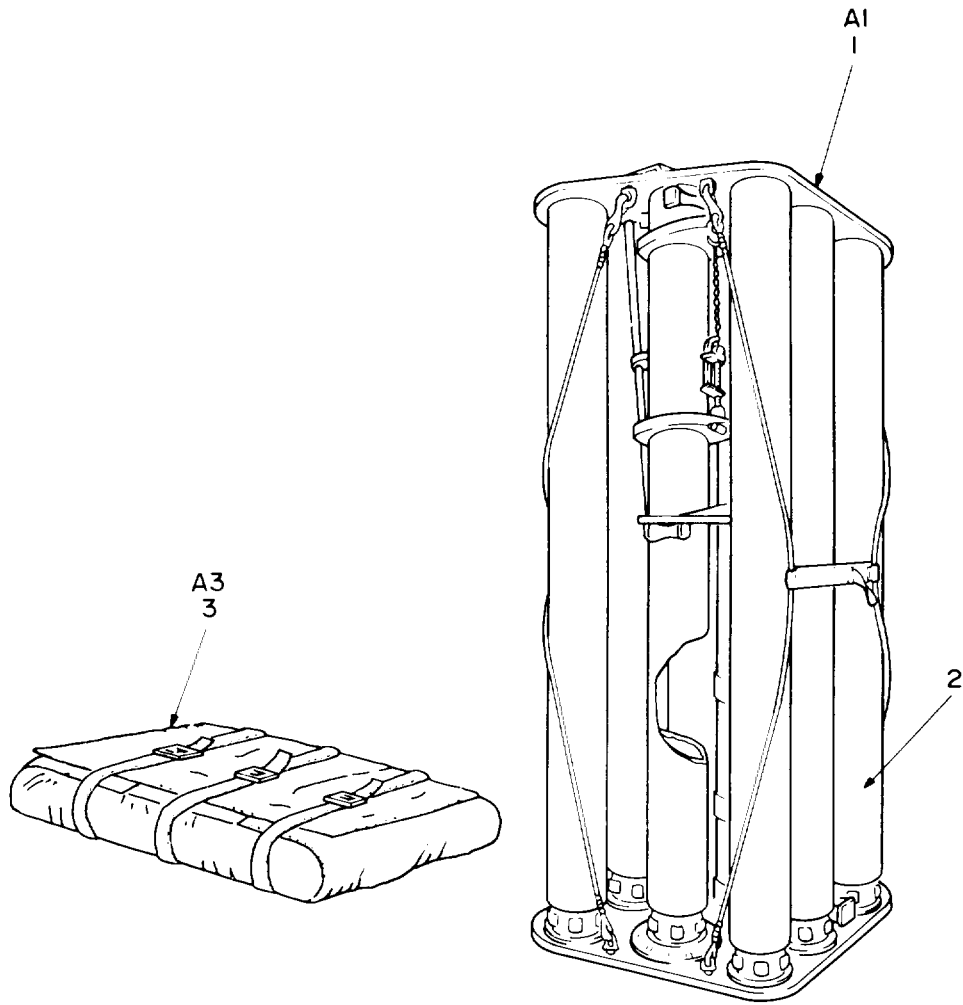
NOTE: FOR COMPLETE REFERENCE DESIGNATION
PREFIX WITH 41.

EL4WG017

Figure 11. Antenna AS-3047/GRC-103(V) (41)

(1) ITEM NO	(2) SMR CODE	(3) FSCM	(4) PART NUMBER	(5) DESCRIPTION AND USABLE ON CODE (UOC) GROUP 05 ANTENNA AS-3047/GRC103(V) (41) FIGURE 11	(6) QTY
1	PAOZZ	80058	AS-3014/GRC-103(V)	REFLECTOR, ANTENNA UOC:FLE	1
2	PAOZZ	80058	AS-3415/GRC-103(V)	ANTENNA, FEED UOC:FLE	1
3	PAOZZ	80058	AB-1071/GRC-103(V)	MAST SECTION UOC:FLE	1

END OF FIGURE

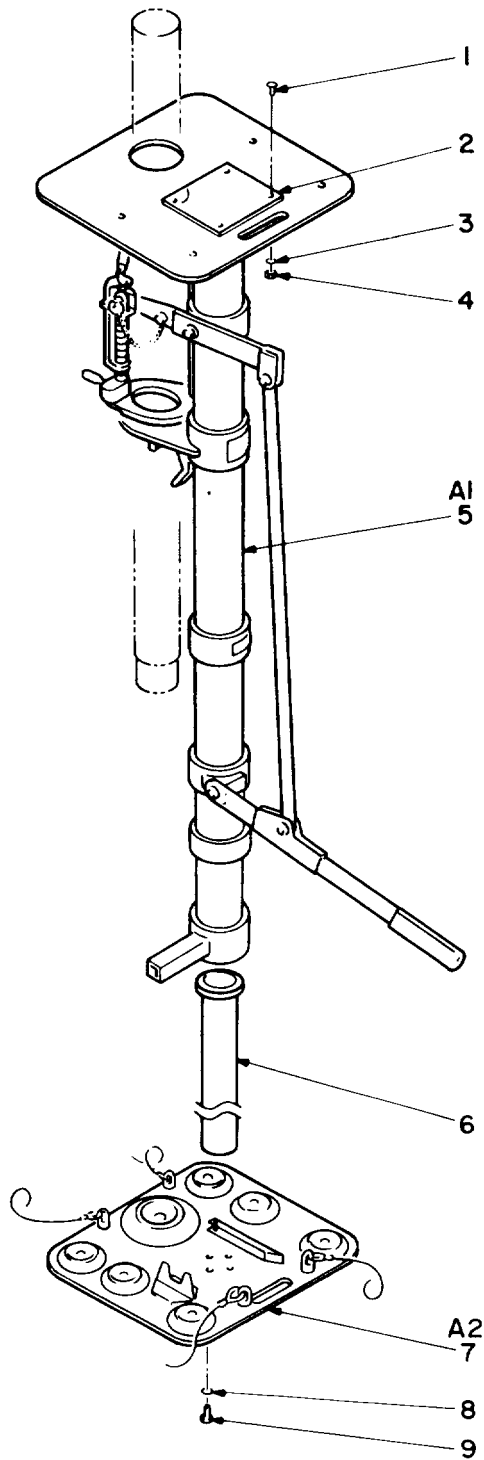


NOTE: FOR COMPLETE REFERENCE DESIGNATION
PREFIX WITH 12

EL4WG018

Figure 12. Mast AB-952/GRC-103 (V) (12)

(1) ITEM NO	(2) SMR CODE	(3) FSCM	(4) PART NUMBER	(5) DESCRIPTION AND USABLE ON CODE (UOC) GROUP 06 MAST AB-952/GRC-103(V) (12) FIGURE 12	(6) QTY
1	PAOFF	80058	AB-1072()/GRC-10 3(V)	ELEVATOR,ANTENNA SEE FIGURE 13 FOR PARTS BREAKDOWN	1
2	PAOZZ	80058	AB-1071()/GRC-10 3(V)	MAST SECTION	7
3	PAOOO	80058	MK-1069()/GRC-10 3(V)	INSTALLATION KIT,EL SEE FIGURE 16 FOR PARTS BREAKDOWN	1
END OF FIGURE					

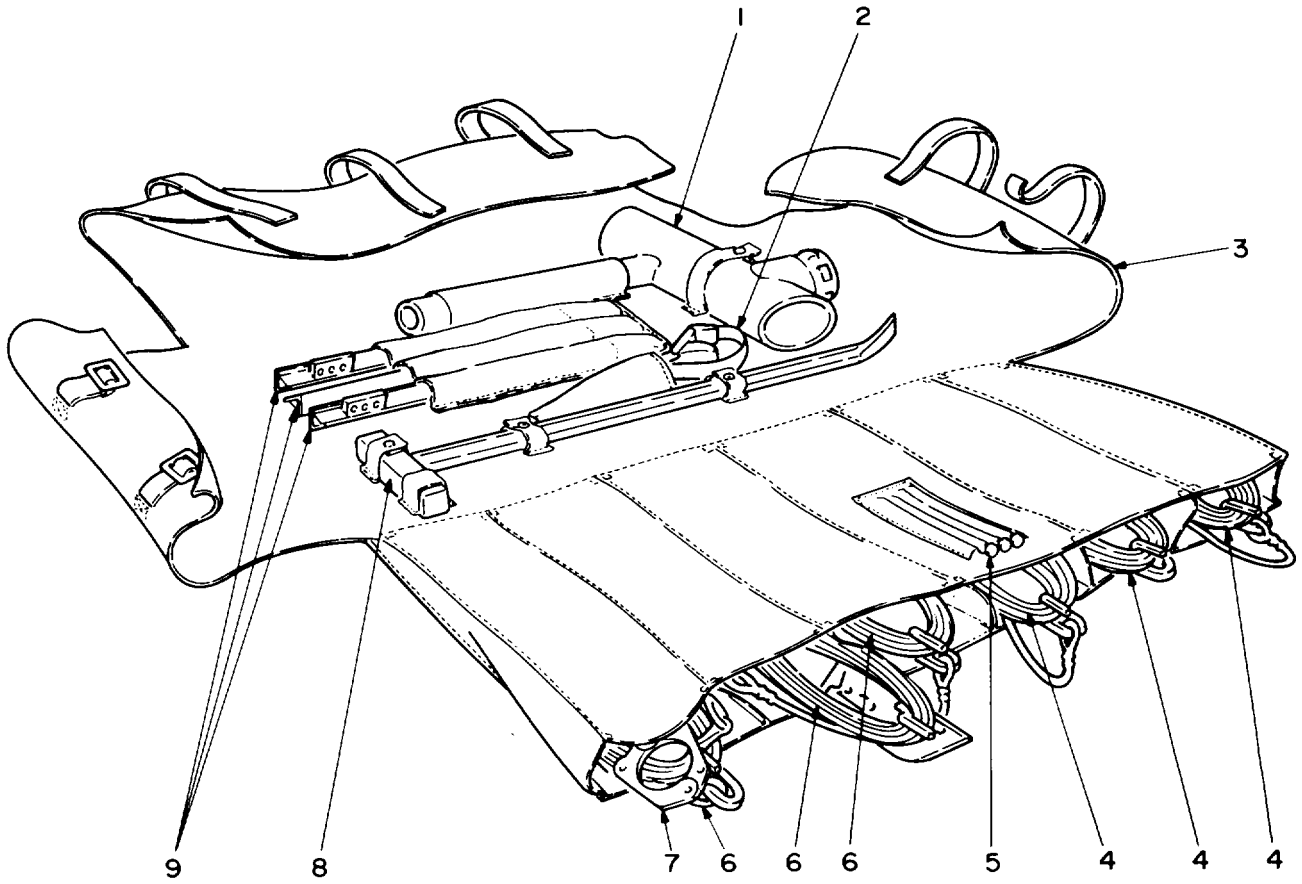


EL4WG019

Figure 13. Elevator, Antenna AB-1072/GRC-103(V) (12A1)

SECTION II TM11-5820-540-20P

(1) ITEM NO	(2) SMR CODE	(3) FSCM	(4) PART NUMBER	(5) DESCRIPTION AND USABLE ON CODE (UOC)	(6) QTY
				GROUP 0601 ELEVATOR, ANTENNA AB-1072 /GRC103(V) (12A1)	
				FIGURE 13	
5	PAOFF	80063	SM-E-697072	ELEVATOR,ANTENNA SEE FIGURE 14 FOR PARTS BREAKDOWN	1
6	PAOZZ	80063	SM-C-697170	ELEVATOR,SUBASSEMBL	1
7	XBOFF	80063	SM-D-697078	PLATE,ANTENNA MAST SEE FIGURE 15 FOR PARTS BREAKDOWN	1
8	XBOZZ	96906	MS35338-139B	WASHER,LOCK	4
9	XBOZZ	96906	MS35307-305	SCREW,CAP,HEXAGON H	4
				END OF FIGURE	



EL4WG022

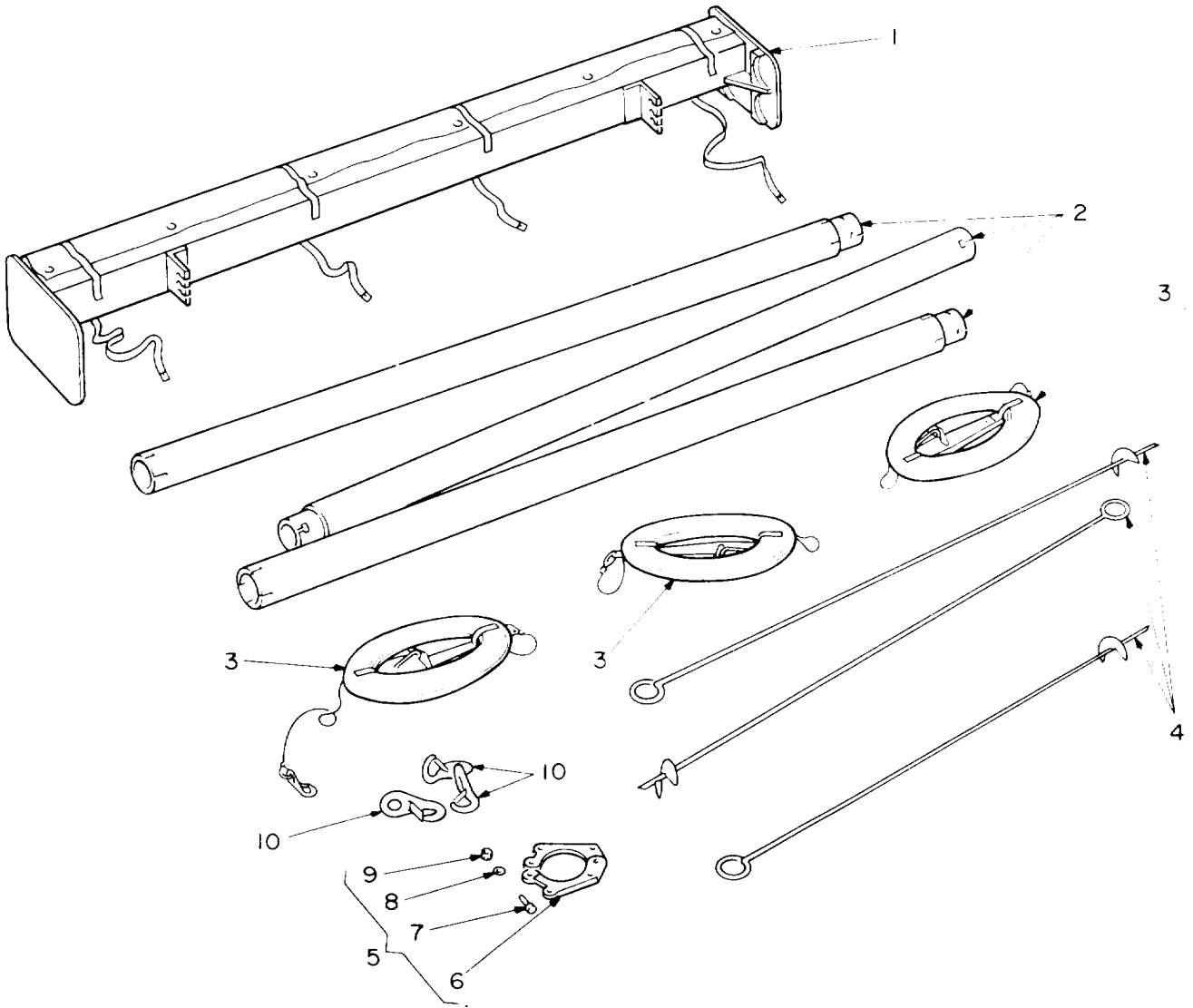
Figure 16. Kit, Mast Accessories MK-1069/GRC-103(V) (12A3)

SECTION II

TM11-5820-540-20P

(1) ITEM NO	(2) SMR CODE	(3) FSCM	(4) PART NUMBER	(5) DESCRIPTION AND USABLE ON CODE (UOC)	(6) QTY
				GROUP 0602 KIT, MAST ACCESSORIES MK-1069/GRC-103(V) (12A3)	
				FIGURE 16	
1	PAOZZ	80063	SM-E-697076	ADAPTER, ANTENNA TO	1
2	PAOZZ	04929	318M0016P001	WRENCH, STRAP	1
3	PAOZZ	80063	SM-C-697077	PARTS KIT, ELECTRONI	1
4	PAOZZ	80063	SM-D-697075	GUY (WHITE) (MX 57 FT)	3
5	PAOZZ	80063	SM-C-697080	SPIKE COMMON	3
6	PAOZZ	80063	SM-D-697074	GUY (RED) (MX 37 FT)	3
7	PAOZZ	80063	SM-C-697261	GUY ATTACHMENT	1
8	PAOZZ	80063	SM-C-697079	HAMMER, HAND	1
9	PAOZZ	80063	SM-C-697082	ANCHOR, GUY	3

END OF FIGURE



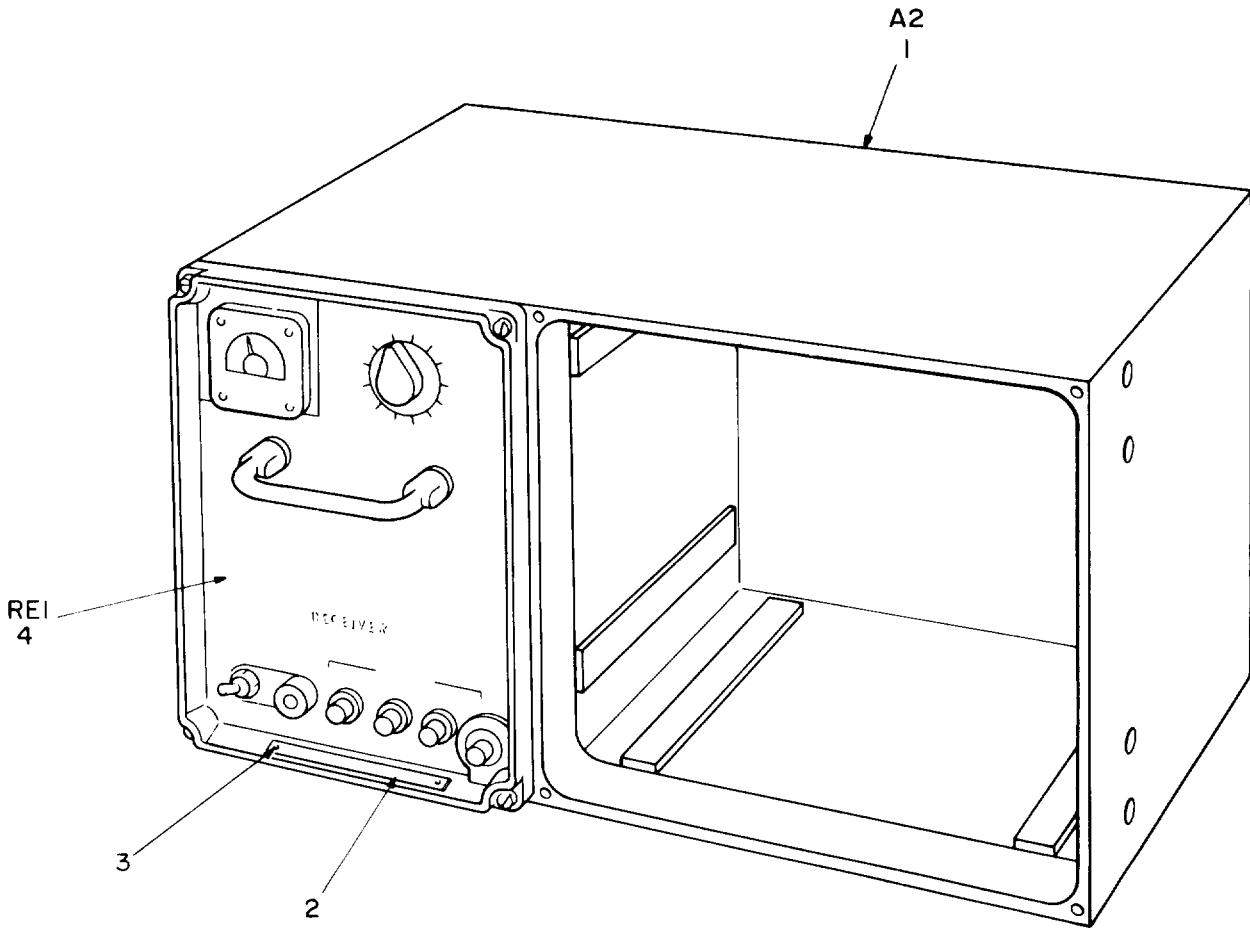
EL4WG023

Figure 17. Mast, Extension Kit MK-1009/GRC-103(V)

SECTION II

TM11-5820-540-20P

(1) ITEM NO	(2) SMR CODE	(3) FSCM	(4) PART NUMBER	(5) DESCRIPTION AND USABLE ON CODE (UOC)	(6) QTY
				GROUP 07 MAST, EXTENSION KIT MK-1009/GRC103(V)	
				FIGURE 17	
1	PAOZZ	80063	SM-D-551399	CASE,MAST EXTENSION	1
2	PAOZZ	80058	AB-1071/GRC-103(3)	MAST SECTION	3
3	PAOZZ	80063	SM-D-551423	GUY	3
4	PAOZZ	80063	SM-B-551426	ANCHOR,GROUND	3
5	PAOZZ	80063	SM-C-551420	GUY ATTACHMENT	1
6	XBOZZ	80063	SM-C-551421	PLATE,GUY	2
7	XBOZZ	80063	SM-B-551422	BOLT,SHOULDER	1
8	XBOZZ	96906	MS15795-809B	WASHER,FLAT	1
9	XBOZZ	96906	MS17829-4C	NUT,SELF-LOCKING,HE	1
10	PAOZZ	80063	SM-D-551398-1	SNAP HOOK	3
				END OF FIGURE	

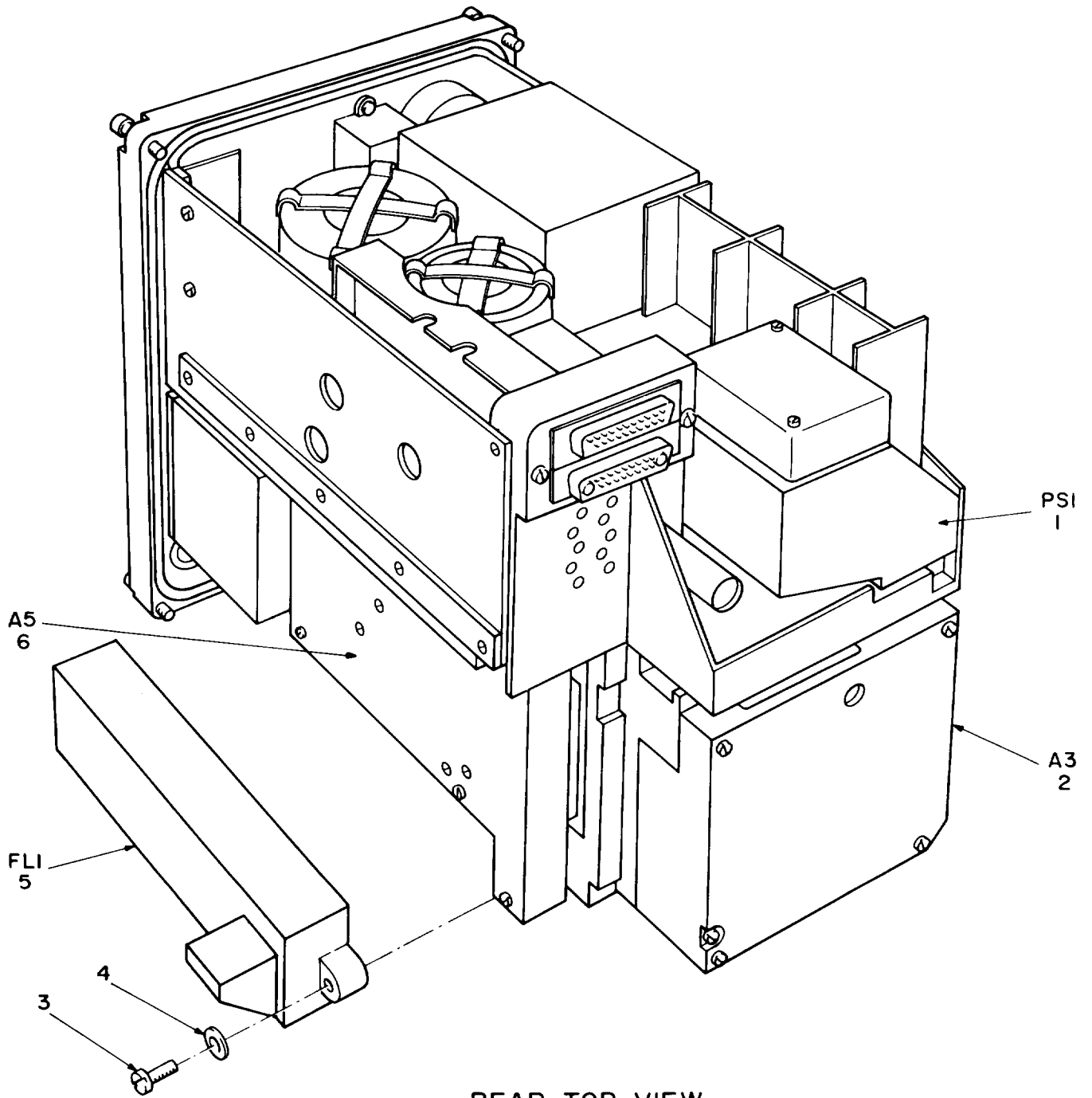


NOTE: FOR COMPLETE REFERENCE DESIGNATION
PREFIX WITH I.

EL4WG026

Figure 20. Receiver, Radio R-1329A(P)/GRC-103(V) and
R-1329B(P)/GRC-103(V) and R-1329C(P)/GRC-103(V) (1)

(1) ITEM NO	(2) SMR CODE	(3) FSCM	(4) PART NUMBER	(5) DESCRIPTION AND USABLE ON CODE (UOC)	(6) QTY
				GROUP 10 RECEIVER, RADIO R-1329A(P) GRC-103(V) AND R-1329B(P) GRC-103(V) AND R-1329C(P) GRC-103(V) AND R-1329C(P) GRC-103(V) (1)	
				FIGURE 20	
1	PAODD	80058	CY-4638/GRC-103(V)	CASE,RECEIVER SEE FIGURE 21 FOR PARTS BREAKDOWN	1
4	PBODD	80063	SM-E-883584	RECEIVER,RADIO SEE FIGURE 23 FOR PARTS BREAKDOWN UOC:EL8	1
4	PBODD	80063	SM-E-967353	RECEIVER,RADIO SEE FIGURE 23 FOR PARTS BREAKDOWN UOC:EL9	1
4	PBODD	80063	SM-D-990509	RECEIVER,RADIO SEE FIGURE 23 FOR PARTS BREAKDOWN UOC:FE4	1
				END OF FIGURE	

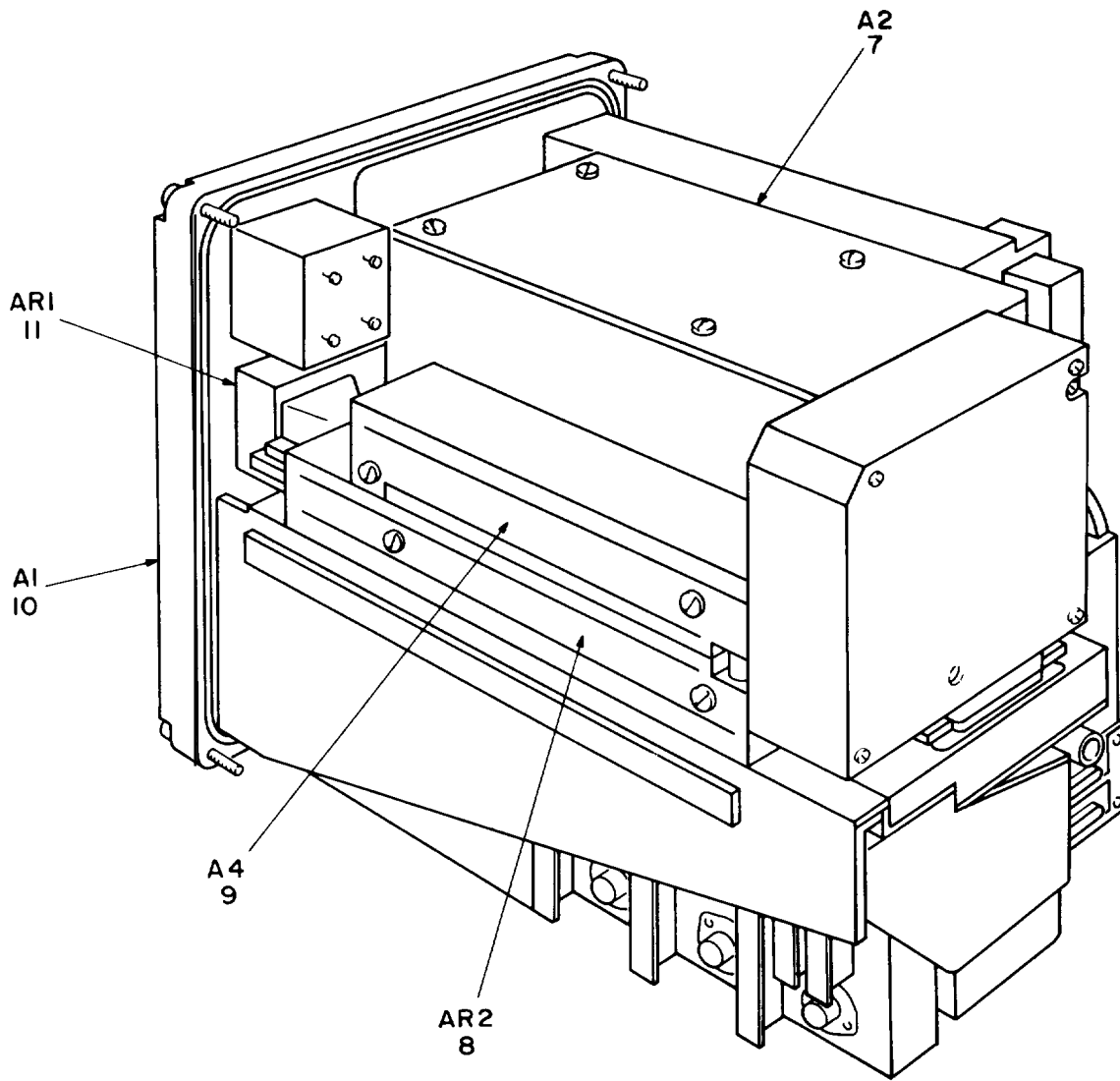


REAR TOP VIEW

NOTE: FOR COMPLETE REFERENCE DESIGNATION
PREFIX WITH IREL.

EL4WG029

Figure 23. Receiver, Radio (1RE1) (Sheet 1 of 2)



REAR R.H. VIEW

NOTE: FOR COMPLETE REFERENCE DESIGNATION
PREFIX WITH IRE1.

EL4WG030

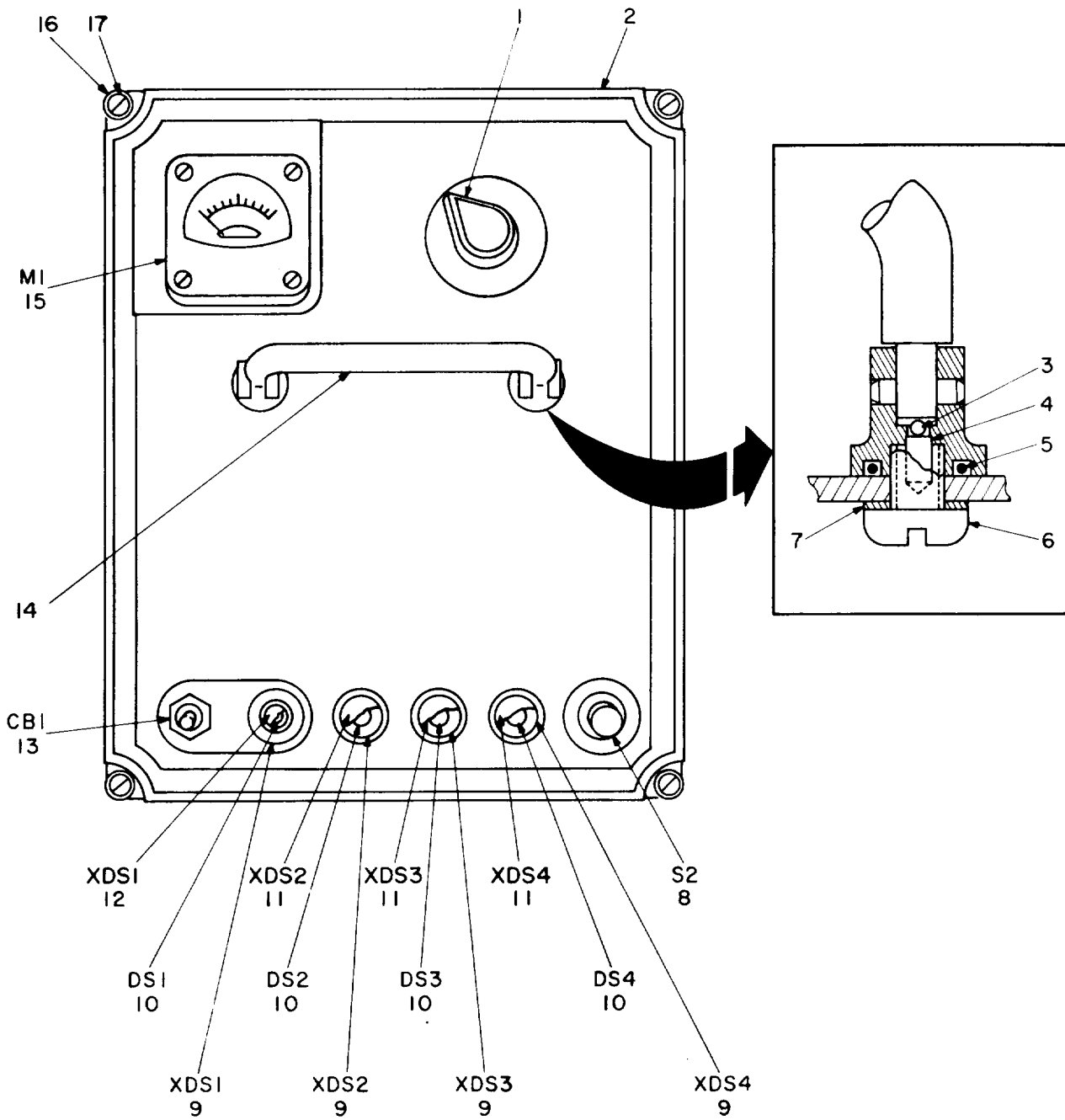
Figure 23. Receiver, Radio (1RE1) (Sheet 2 of 2)

SECTION II

TM11-5820-540-20P

(1) ITEM NO	(2) SMR CODE	(3) FSCM	(4) PART NUMBER	(5) DESCRIPTION AND USABLE ON CODE (UOC) GROUP 1002 RECEIVER, RADIO (1RE1) FIGURE 23	(6) QTY
1	PAODD	80063	SM-E-698144	POWER SUPPLY SEE FIGURE 39 FOR PARTS BREAKDOWN	1
2	PAOLL	80063	SM-D-698146	RESTORER,PULSE FORM SEE FIGURE 28 FOR PARTS BREAKDOWN UOC:EL8,EL9	1
2	PAOLL	80063	SM-D-990510	RESTORER,PULSE FORM SEE FIGURE 42 FOR PARTS BREAKDOWN UOC:FE4	1
6	PAOLL	80063	SM-D-698148	AMPLIFIER-FREQUENCY SEE FIGURE 33 FOR PARTS BREAKDOWN	1
8	PAOLL	80063	SM-D-697965	AMPLIFIER,INTERMEDI SEE FIGURE 38 FOR PARTS BREAKDOWN	1
9	PAOLL	80063	SM-D-698147	LIMITER DISCRIMINAT SEE FIGURE 32 FOR PARTS BREAKDOWN	1
11	PAOLL	80063	SM-C-698003	AMPLIFIER,VIDEO SEE FIGURE 35 FOR PARTS BREAKDOWN UOC:EL8	1
11	PAOLL	80063	SM-C-967354	AMPLIFIER,VIDEO-ASSY SEE FIGURE 35 FOR PARTS BREAKDOWN UOC:EL9,FE4	1

END OF FIGURE

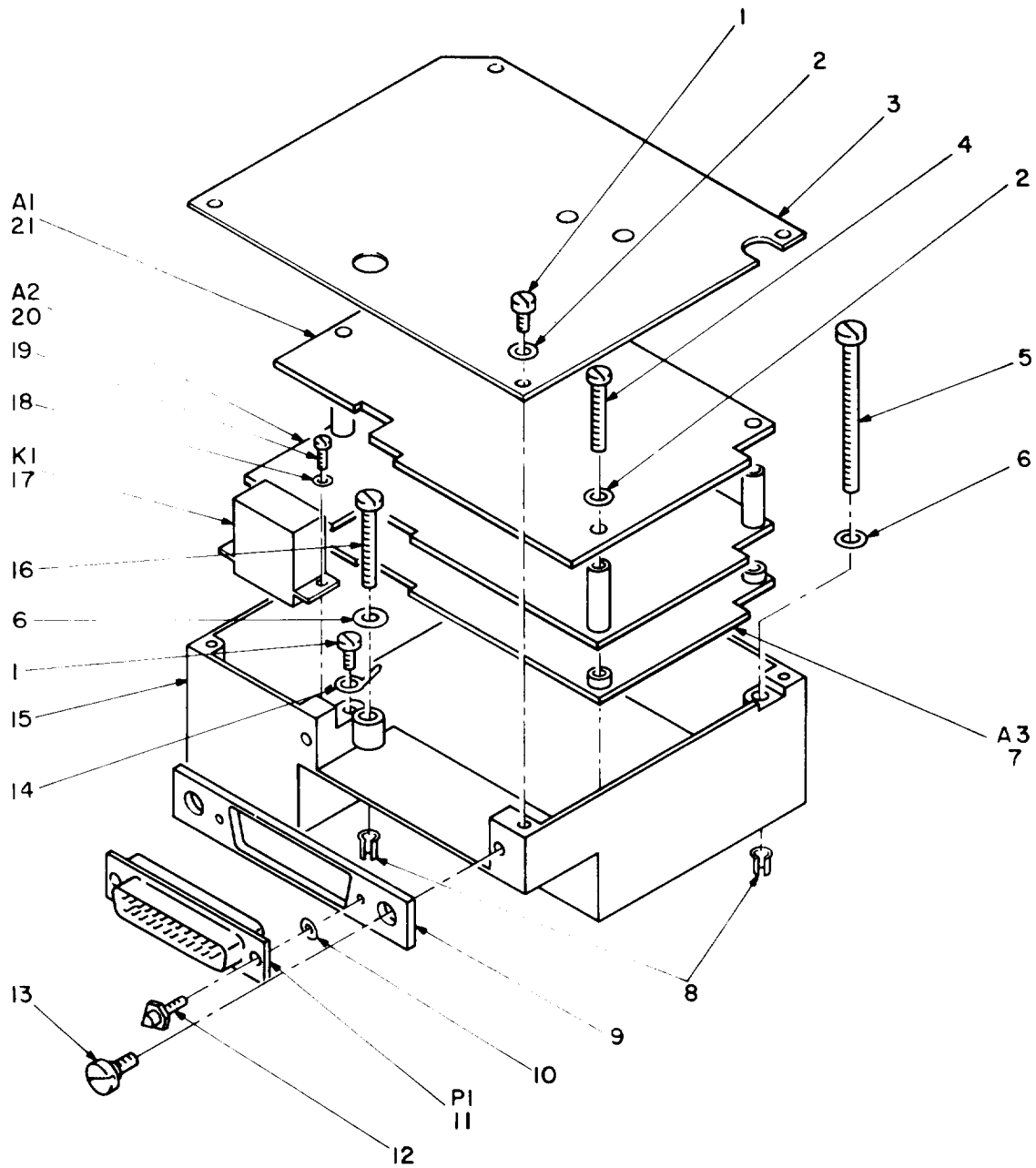


NOTE: FOR COMPLETE REFERENCE DESIGNATION
PREFIX WITH 1RE1A1.

EL4WG031

Figure 24. Panel, Monitor (1RE1A1)

(1) ITEM NO	(2) SMR CODE	(3) FSCM	(4) PART NUMBER	(5) DESCRIPTION AND USABLE ON CODE (UOC) GROUP 100201 PANEL, MONITOR (1RE1A1) FIGURE 24	(6) QTY
1	PAOZZ	96906	MS91528-1P4B	KNOB	1
10	PAOZZ	96906	MS25237-327	LAMP, INCANDESCENT	4
11	PAOZZ	81349	LC35RT2	LENS, LIGHT	3
12	PAOZZ	81349	LC37GD2	LENS, LIGHT	1
16	PAOZZ	71129	DP01003A	WASHER	4
17	PAOZZ	80063	SM-B-697599	SCREW, EXTERNALLY RE	4
END OF FIGURE					



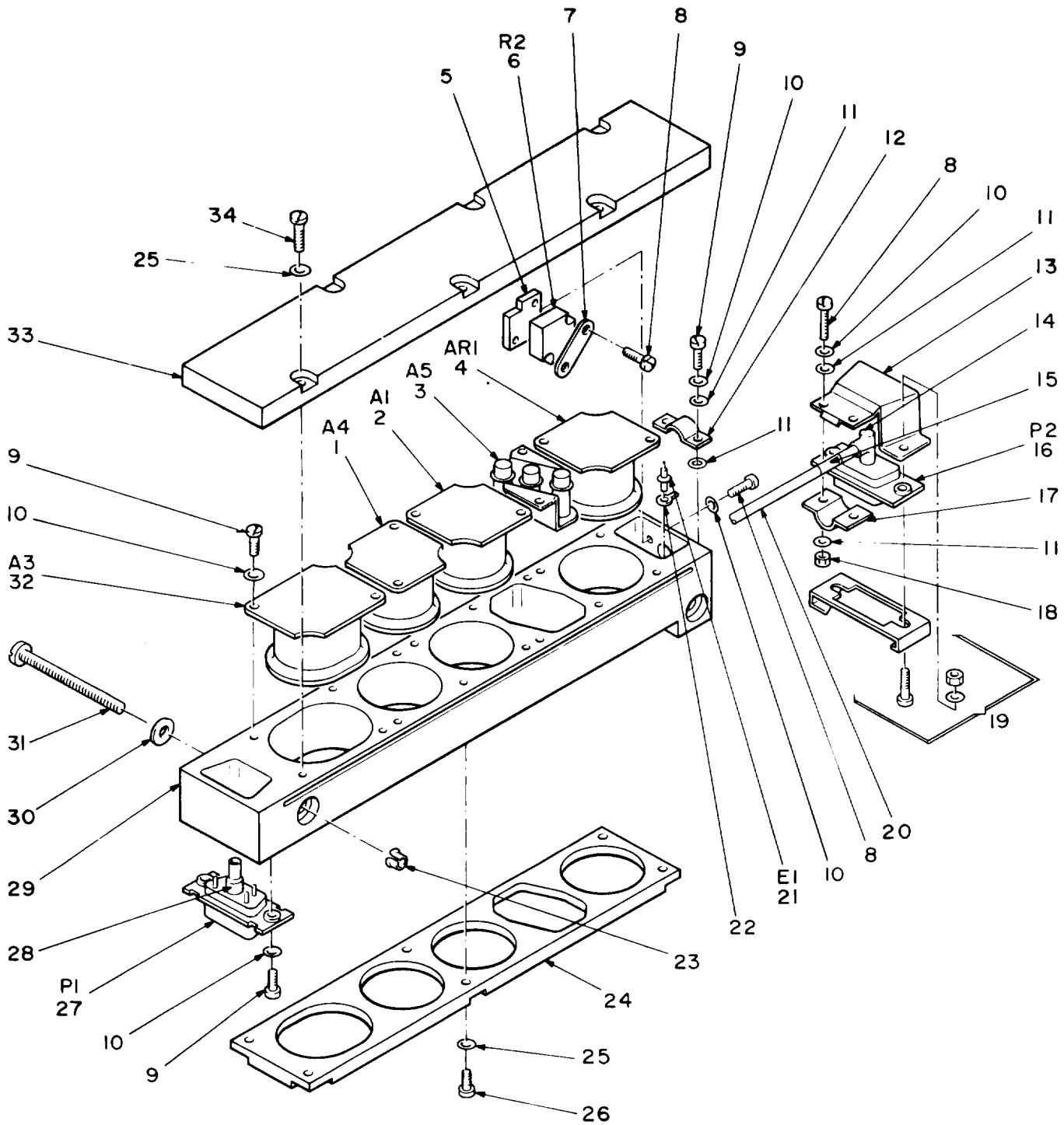
NOTE: FOR COMPLETE REFERENCE DESIGNATION
PREFIX WITH IREIA3.

EL4WG038

Figure 28. Restorer, Pulse Form Assembly (1RE1A3) (P/O R-1329A(P)/GRC-103(V)
and R-1329B(P)/GRC-103(V))

SECTION II TM11-5820-540-20P

(1) ITEM NO	(2) SMR CODE	(3) FSCM	(4) PART NUMBER	(5) DESCRIPTION AND USABLE ON CODE (UOC)	(6) QTY
				GROUP 100203 RESTORER, PULSE FORM ASSEMBLY (1RE1A3) (P/O R-1329A(P)/GRC-103 (V) AND R-1329B(P)/ GRC103(V))	
				FIGURE 28	
5	PAOZZ	80063	SM-C-696608-42	SCREW, MACHINE UOC:EL8,EL9	1
6	PAOZZ	90073	195-634-6	WASHER, SPRING TENSI UOC:EL8,EL9	2
8	PAOZZ	80063	SM-B-696606-2	CLIP, SPLIT TUBULAR UOC:EL8,EL9	2
16	PAOZZ	80063	SM-C-696608-38	SCREW, MACHINE UOC:EL8,EL9	1
				END OF FIGURE	



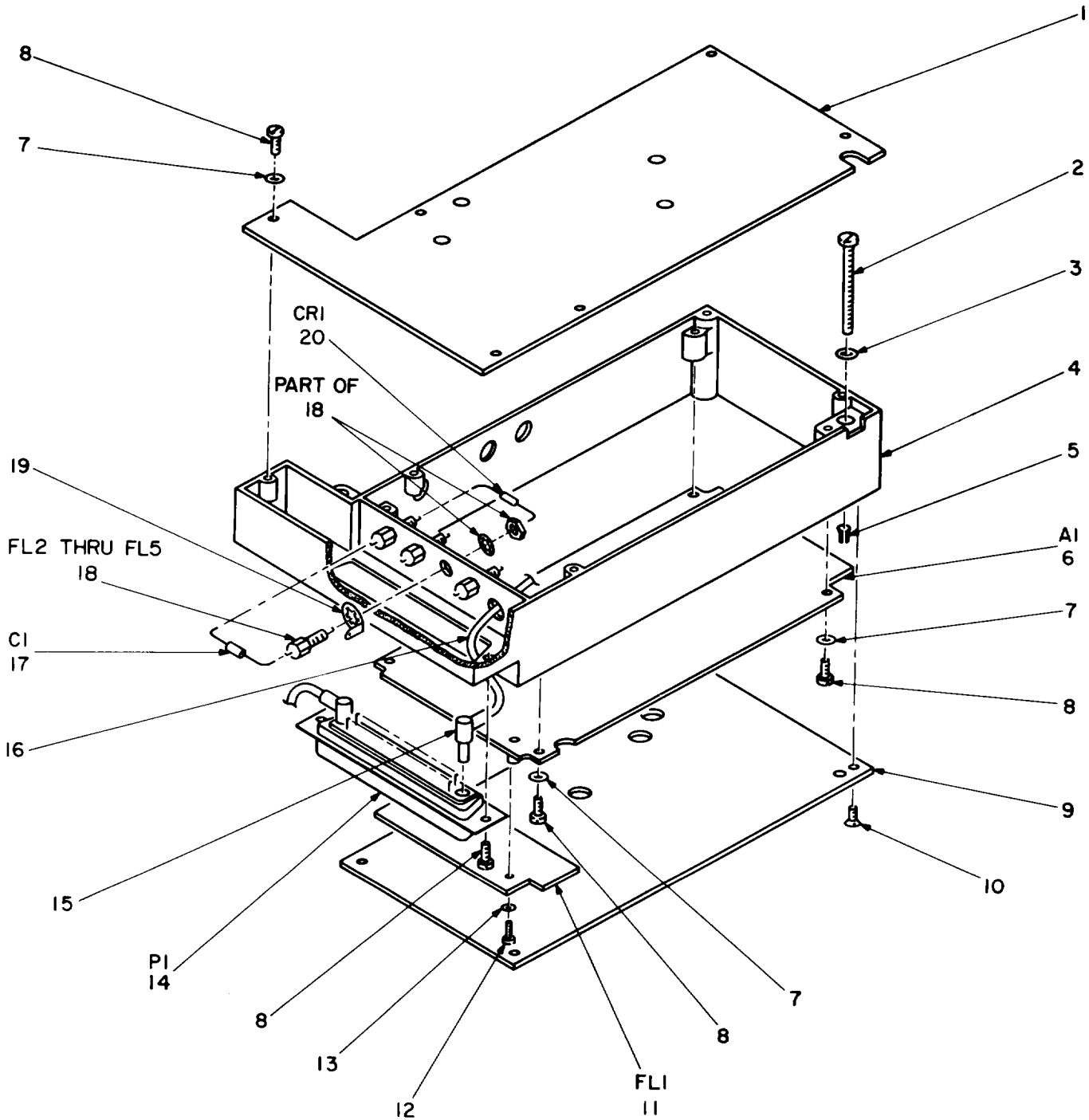
NOTE: FOR COMPLETE REFERENCE DESIGNATION
 PREFIX WITH 1RE1A4.

EL4WG042

Figure 32. Limiter-Discriminator, Electrical Frequency (1RE1A4)

SECTION II TM11-5820-540-20P

(1) ITEM NO	(2) SMR CODE	(3) FSCM	(4) PART NUMBER	(5) DESCRIPTION AND USABLE ON CODE (UOC)	(6) QTY
				GROUP 100204 LIMITED-DISCRIMINATOR, ELECTRICAL FREQUENCY (1RE1A4)	
				FIGURE 32	
23	PAOZZ	80063	SM-B-696606-2	CLIP,SPLIT TUBULAR	2
30	PAOZZ	90073	195-634-6	WASHER,SPRING TENSI	2
31	PAOZZ	80063	SM-C-696608-41	SCREW,MACHINE	2
				END OF FIGURE	



NOTE: FOR COMPLETE REFERENCE DESIGNATION
PREFIX WITH 1RE1A5.

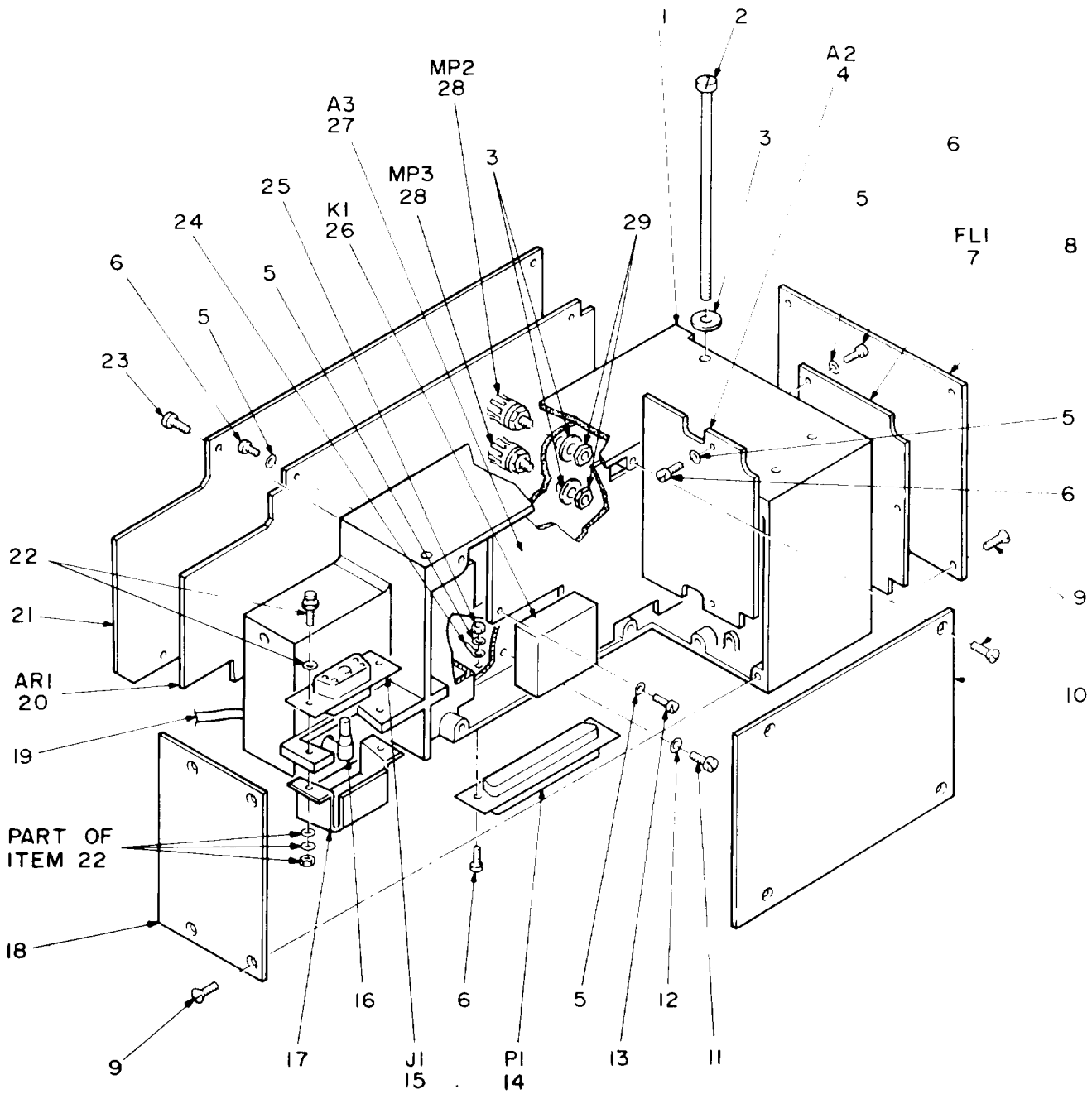
EL4WG043

Figure 33. Amplifier, Frequency Multiplier Assembly (1RE1A5)

SECTION II

TM11-5820-540-20P

(1) ITEM NO	(2) SMR CODE	(3) FSCM	(4) PART NUMBER	(5) DESCRIPTION AND USABLE ON CODE (UOC)	(6) QTY
				GROUP 100205 AMPLIFIER, FREQUENCY MULTIPLIER ASSEMBLY (1RE1A5)	
				FIGURE 33	
2	PAOZZ	80063	SM-C-696608-40	SCREW, MACHINE	2
3	PAOZZ	90073	195-634-6	WASHER, SPRING TENS	2
				END OF FIGURE	



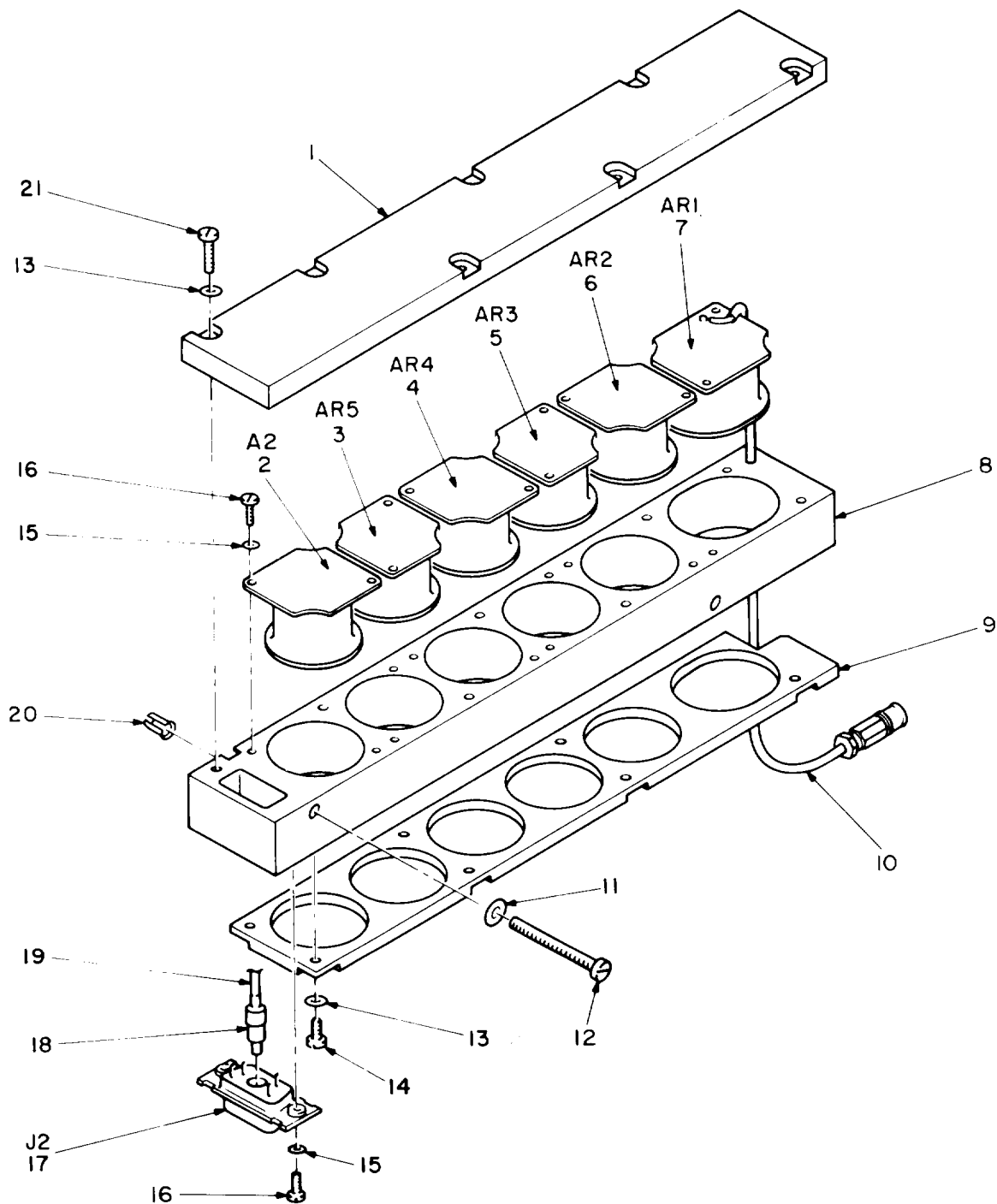
NOTE: FOR COMPLETE REFERENCE DESIGNATION
PREFIX WITH IREIARI.

EL4WG045

Figure 35. Amplifier, Video (IREIARI) (P/O R-1329A(P)/GRC-103(v) and R-1329B(P)/GRC-103(V) and 1329C(P)/GRC-103(V))

SECTION II TM11-5820-540-20P

(1) ITEM NO	(2) SMR CODE	(3) FSCM	(4) PART NUMBER	(5) DESCRIPTION AND USABLE ON CODE (UOC)	(6) QTY
				GROUP 100206 AMPLIFIER, VIDEO (1RE1A4Q) (P/O R-1329A (P)/ GRC-103(V) AND R-1329B(P)/GRC-103 (V)	
				FIGURE 35	
2	PAOZZ	80063	SM-B-698034	SCREW, EXTERNALLY	2
3	PAOZZ	90073	195-634-8	WASHER	4
				END OF FIGURE	



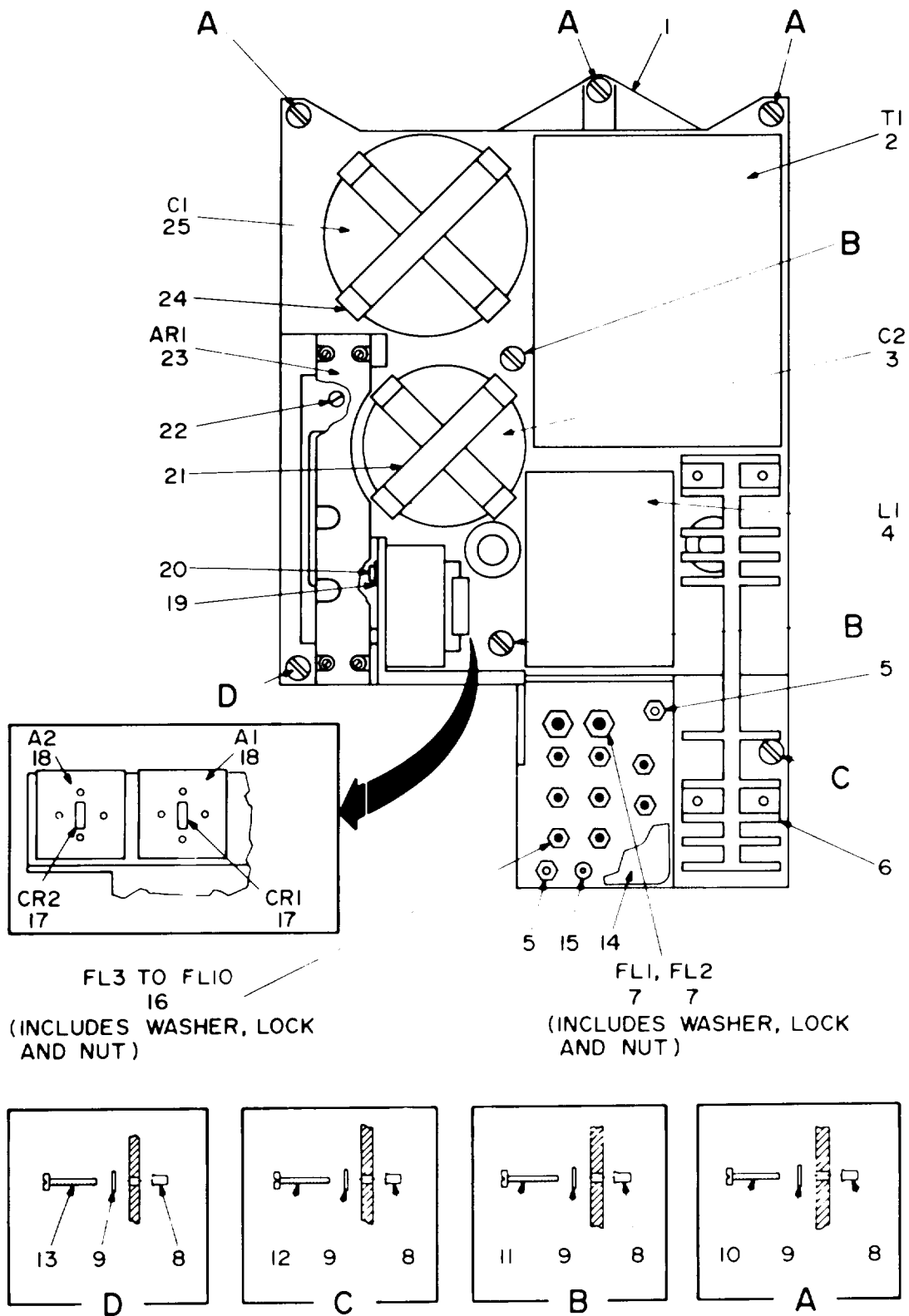
NOTE: FOR COMPLETE REFERENCE DESIGNATION
 PREFIX WITH 1RE1AR2.

EL4WGO48

Figure 38. Amplifier, Intermediate Frequency (1RE1AR2)

SECTION II TM11-5820-540-20P

(1) ITEM NO	(2) SMR CODE	(3) FSCM	(4) PART NUMBER	(5) DESCRIPTION AND USABLE ON CODE (UOC)	(6) QTY
				GROUP 100207 AMPLIFIER, INTERMEDIATE FREQUENCY (1RE1AR2)	
				FIGURE 38	
11	PAOZZ	90073	195-634-6	WASHER, SPRING TENSI	2
12	PAOZZ	80063	SM-D-697965-1	SCREW, MACHINE	2
20	PAOZZ	80063	SM-B-696606-2	CLIP, SPLIT TUBULAR	2
				END OF FIGURE	



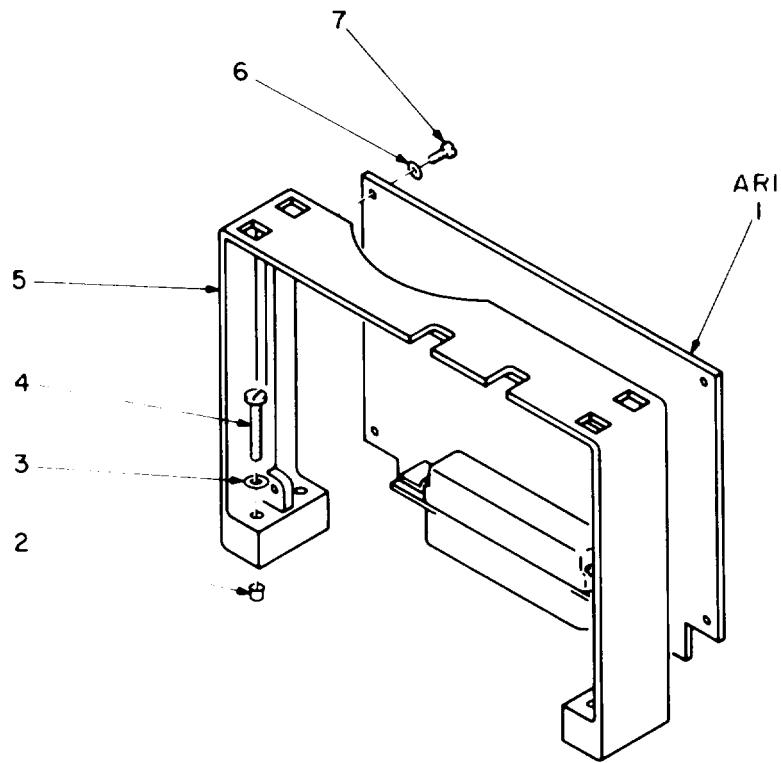
TOP VIEW

NOTE: FOR COMPLETE REFERENCE DESIGNATION
PREFIX WITH IRE1PS1.

EL4WGO49

Figure 39. Power Supply (1RE1PS1)

(1) ITEM NO	(2) SMR CODE	(3) FSCM	(4) PART NUMBER	(5) DESCRIPTION AND USABLE ON CODE (UOC)	(6) QTY
GROUP 100208 POWER SUPPLY (1RE1PS1)					
FIGURE 39					
8	PAOZZ	80063	SM-B-696606-3	CLIP,SPLIT TUBULAR	7
9	PAOZZ	90073	195-634-8	WASHER	7
10	PAOZZ	80063	SM-C-696608-50	SCREW,MACHINE	3
11	PAOZZ	80063	SM-C-696608-51	SCREW,MACHINE	2
12	PAOZZ	80063	SM-C-696608-52	SCREW,MACHINE	1
13	PAOZZ	80063	SM-E-698144-2	SCREW,MACHINE	1
23	PAOLL	80063	SM-C-698153	AMPLIFIER VOLTAGE R SEE FIGURE 40 FOR PARTS BREAKDOWN	1
END OF FIGURE					



NOTE: FOR COMPLETE REFERENCE DESIGNATION
PREFIX WITH IREIPSIARI.

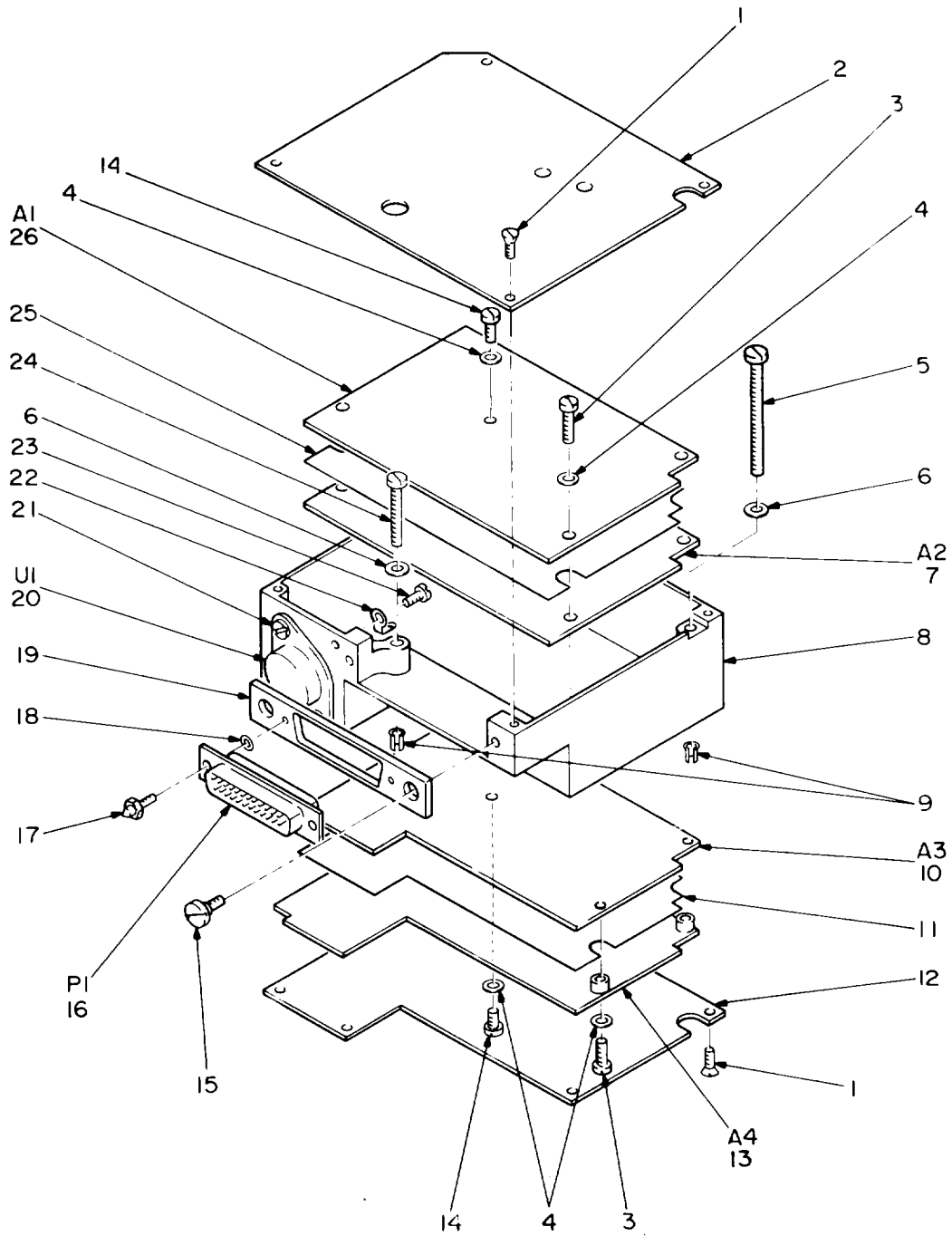
EL4WG051

Figure 40. Amplifier, Voltage Regulator Assembly (1RE1PS1AR1)

SECTION II

TM11-5820-540-20P

(1) ITEM NO	(2) SMR CODE	(3) FSCM	(4) PART NUMBER	(5) DESCRIPTION AND USABLE ON CODE (UOC)	(6) QTY
GROUP 10020801 AMPLIFIER, VOLTAGE REGULATOR ASSEMBLY (1RE1PS1AR1)					
FIGURE 40					
2	PAOZZ	80063	SM-B-696606-1	CLIP, SPLIT TUBULAR	4
3	PAOZZ	90073	195-634-4	WASHER, SPRING TENSI UOC: EL8, EL9	4
3	PAOZZ	90073	195-634-4	WASHER, SPRING TENSI UOC: FE4	4
4	PAOZZ	80063	SM-C-696608-23	SCREW, MACHINE	4
END OF FIGURE					



NOTE: FOR COMPLETE REFERENCE DESIGNATION
 PREFIX WITH 1RE1A3.

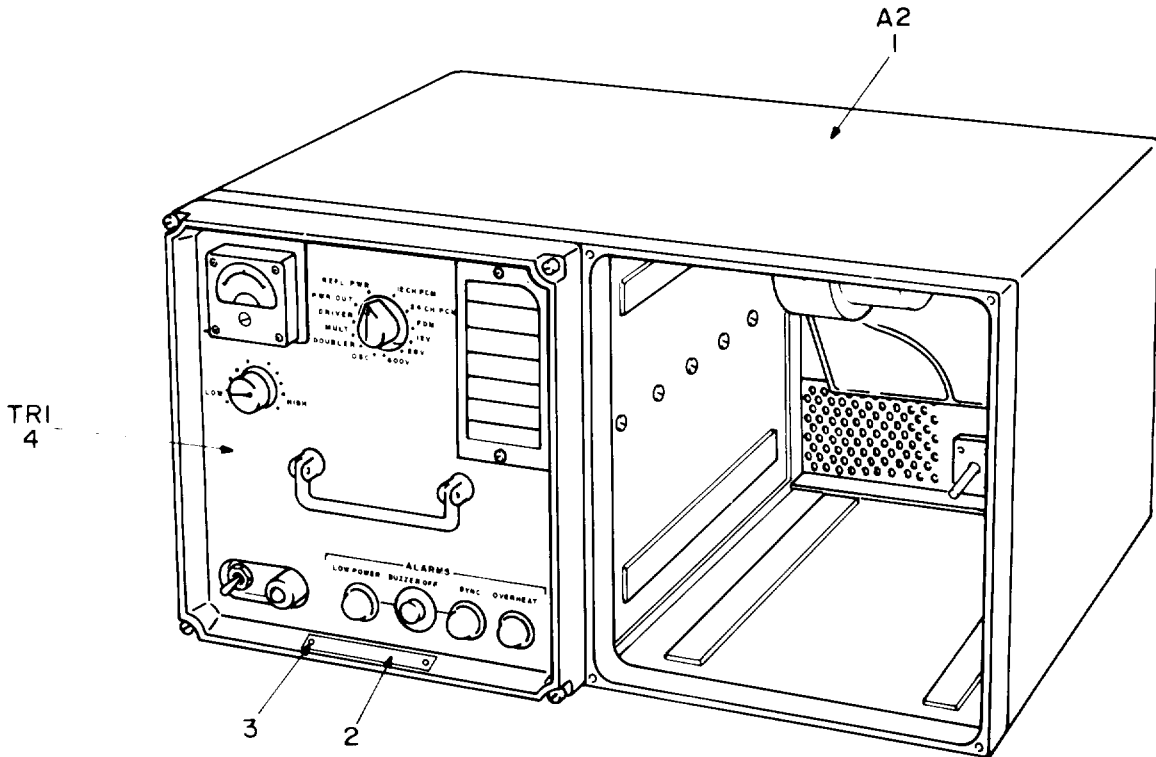
EL4WG053

Figure 42. Restorer, Pulse Form Assembly (1RE1A3) (P/O R-1329C(P)/GRC-103(V))

SECTION II

TM11-5820-540-20P

(1) ITEM NO	(2) SMR CODE	(3) FSCM	(4) PART NUMBER	(5) DESCRIPTION AND USABLE ON CODE (UOC)	(6) QTY
				GROUP 100209 RESTORER, PULSE FORM ASSEMBLY (1RE1A3) (P/O R-1329C(P)/GRC-103 (V))	
				FIGURE 42	
5	PAOZZ	80063	SM-C-696608-42	SCREW,MACHINE UOC:FE4	1
6	PAOZZ	90073	195-634-6	WASHER,SPRING TENSI UOC:FE4	2
9	PAOZZ	80063	SM-B-696606-2	CLIP,SPLIT TUBULAR UOC:FE4	2
24	PAOZZ	80063	SM-C-696608-38	SCREW,MACHINE UOC:FE4	1
				END OF FIGURE	

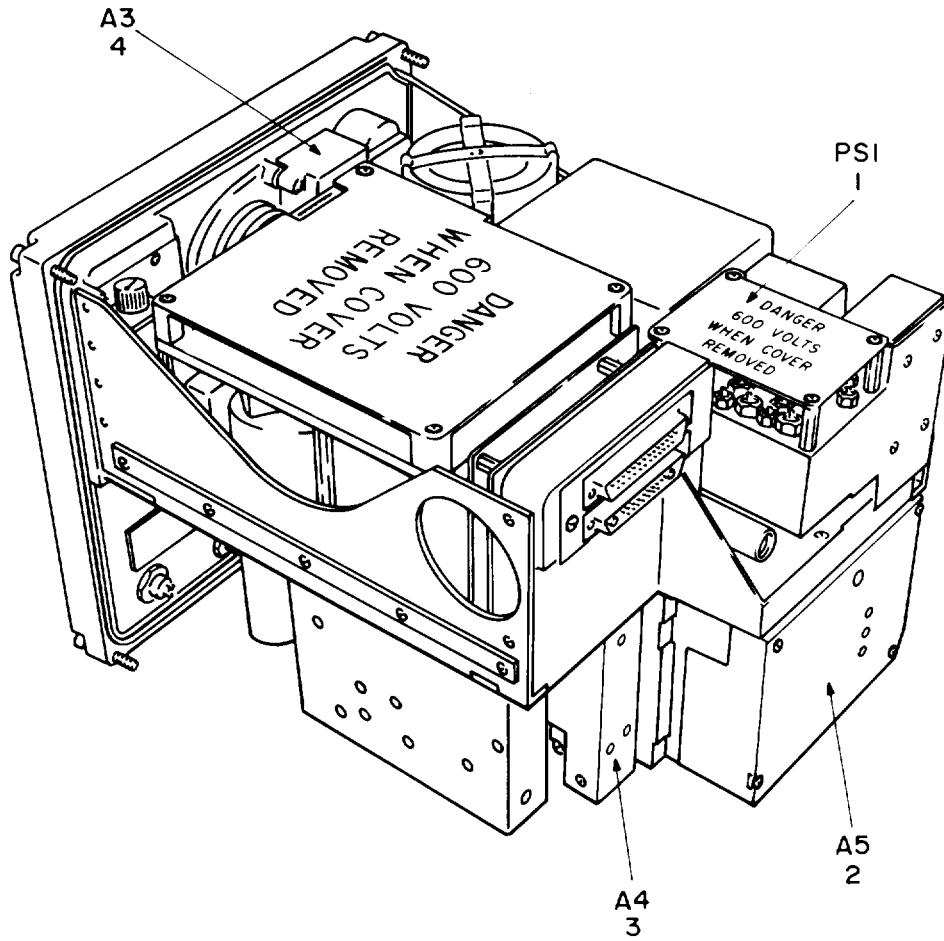


NOTE: FOR COMPLETE REFERENCE DESIGNATION
PREFIX WITH 5.

EL4WG059

Figure 47. Transmitter, Radio T-983A(P)/GRC-103(V) and
T-983R(P)/GRC-103(V) (5)

(1) ITEM NO	(2) SMR CODE	(3) FSCM	(4) PART NUMBER	(5) DESCRIPTION AND USABLE ON CODE (UOC)	(6) QTY
				GROUP 11 TRANSMITTER, RADIO T-983A(P)/GRC-103(V) AND T-983B(P)/GRC-103(V) (5)	
				FIGURE 47	
1	PAOLL	80058	CY-4637/GRC-103(V)	CASE, TRANSMITTER SEE FIGURE 48 FOR PARTS BREAKDOWN UOC:EL6	1
4	PAODD	80063	SM-E-883586	TRANSMITTER, RADIO SEE FIGURE 50 FOR PARTS BREAKDOWN	1
				END OF FIGURE	



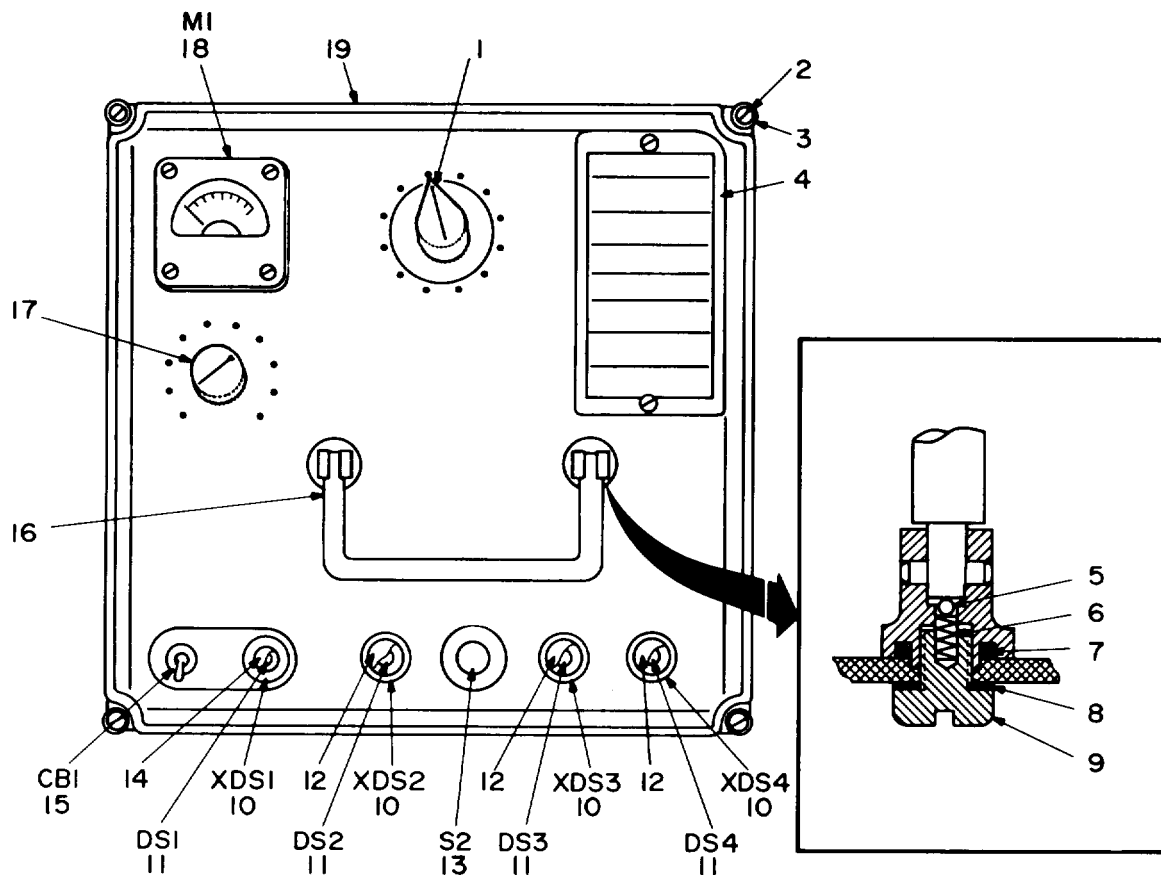
REAR TOP VIEW

NOTE: FOR COMPLETE REFERENCE DESIGNATION
PREFIX WITH 5TR1.

EL4WG063

Figure 50. Transmitter, Radio (5TR1)

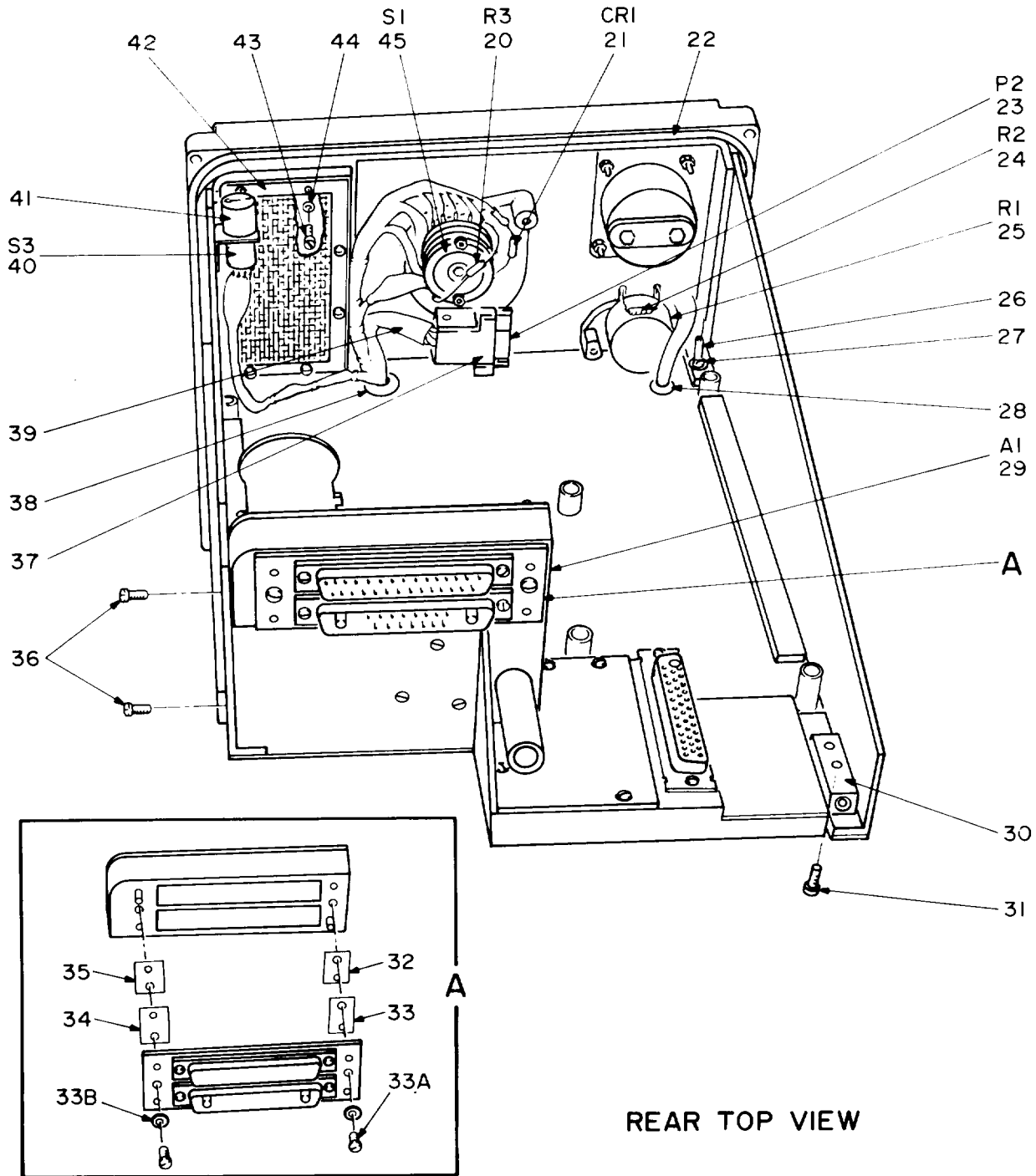
(1) ITEM NO	(2) SMR CODE	(3) FSCM	(4) PART NUMBER	(5) DESCRIPTION AND USABLE ON CODE (UOC)	(6) QTY
				GROUP 1102 TRANSMITTER, RADIO (5TR1)	
				FIGURE 50	
2	PAOLL	80063	SM-D-698217	AMPLIFIER-MONITOR SEE FIGURE 55 FOR PARTS BREAKDOWN	1
4	PAOLL	80063	SM-C-698215	CONTROL,LOW POWER SEE FIGURE 52 FOR PARTS BREAKDOWN	1
				END OF FIGURE	



NOTE: FOR COMPLETE REFERENCE DESIGNATION
PREFIX WITH 5TR1A1

EL4WG065

Figure 51. Panel, Monitor (5TR1A1) (Sheet 1 of 2)



REAR TOP VIEW

NOTE: FOR COMPLETE REFERENCE DESIGNATION
PREFIX WITH 5TR1A1.

EL4WG066

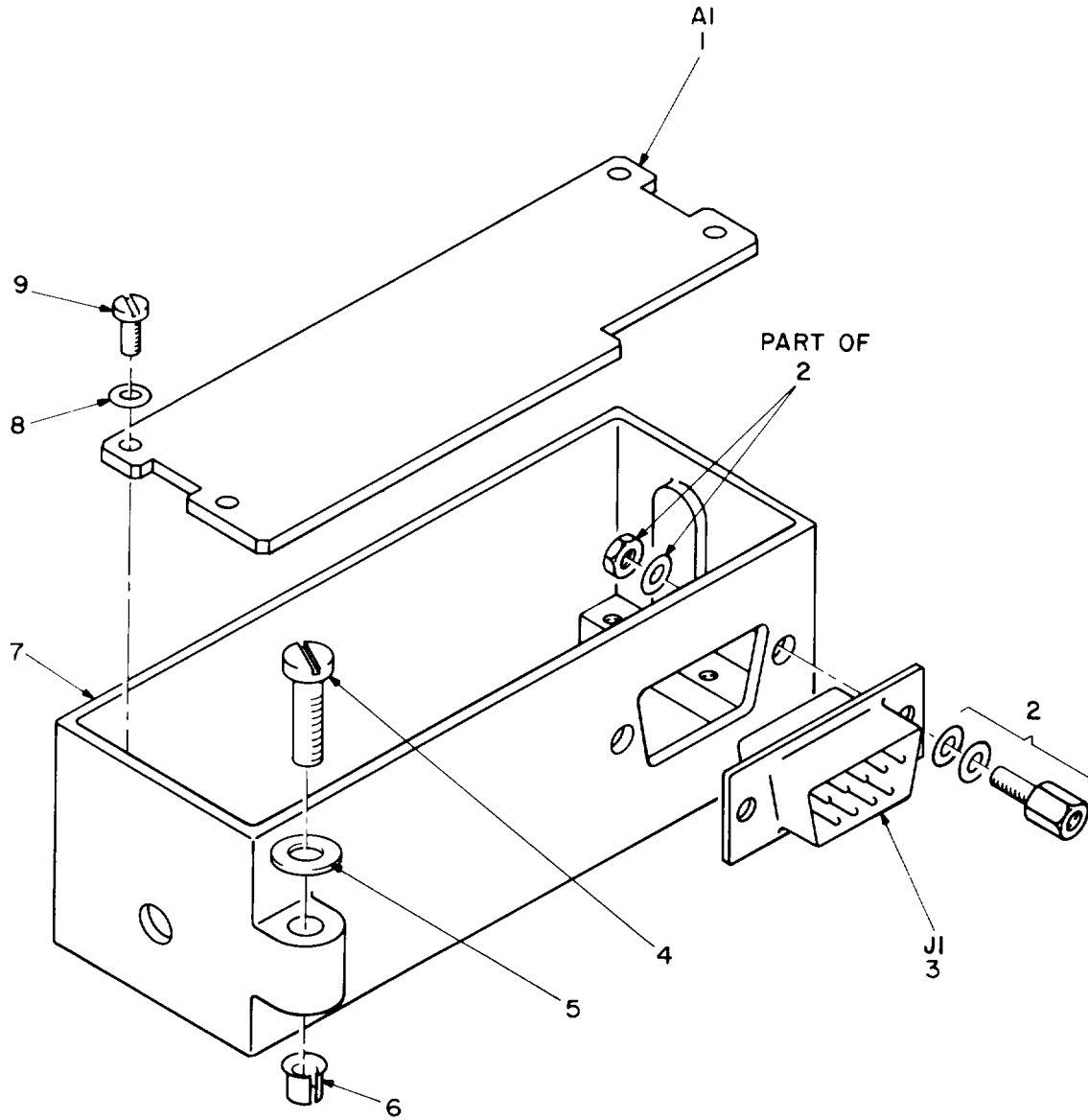
Figure 51. Panel, Monitor (5TR1A1) (Sheet 2 of 2)

SECTION II

TM11-5820-540-20P

(1) ITEM NO	(2) SMR CODE	(3) FSCM	(4) PART NUMBER	(5) DESCRIPTION AND USABLE ON CODE (UOC) GROUP 110201 PANEL, MONITOR (5TR1A1) FIGURE 51	(6) QTY
1	PAOZZ	96906	MS91528-1P4B	KNOB	1
2	PAOZZ	80063	SM-B-697599	SCREW, EXTERNALLY RE	4
3	PAOZZ	90073	195-634-8	WASHER UOC: EL6	4
3	PAOZZ	90073	195-634-8	WASHER UOC: EL7	4
4	PAOZZ	80063	SM-B-698451	FILTER ELEMENT, AIR	1
11	PAOZZ	96906	MS25237-327	LAMP, INCANDESCENT	4
12	PAOZZ	81349	LC35RT2	LENS, LIGHT	3
14	PAOZZ	81349	LC37GD2	LENS, LIGHT	1
17	PAOZZ	96906	MS91528-1C2B	KNOB	1
41	PAOZZ	96906	MS91528-0C1B	KNOB	1

END OF FIGURE

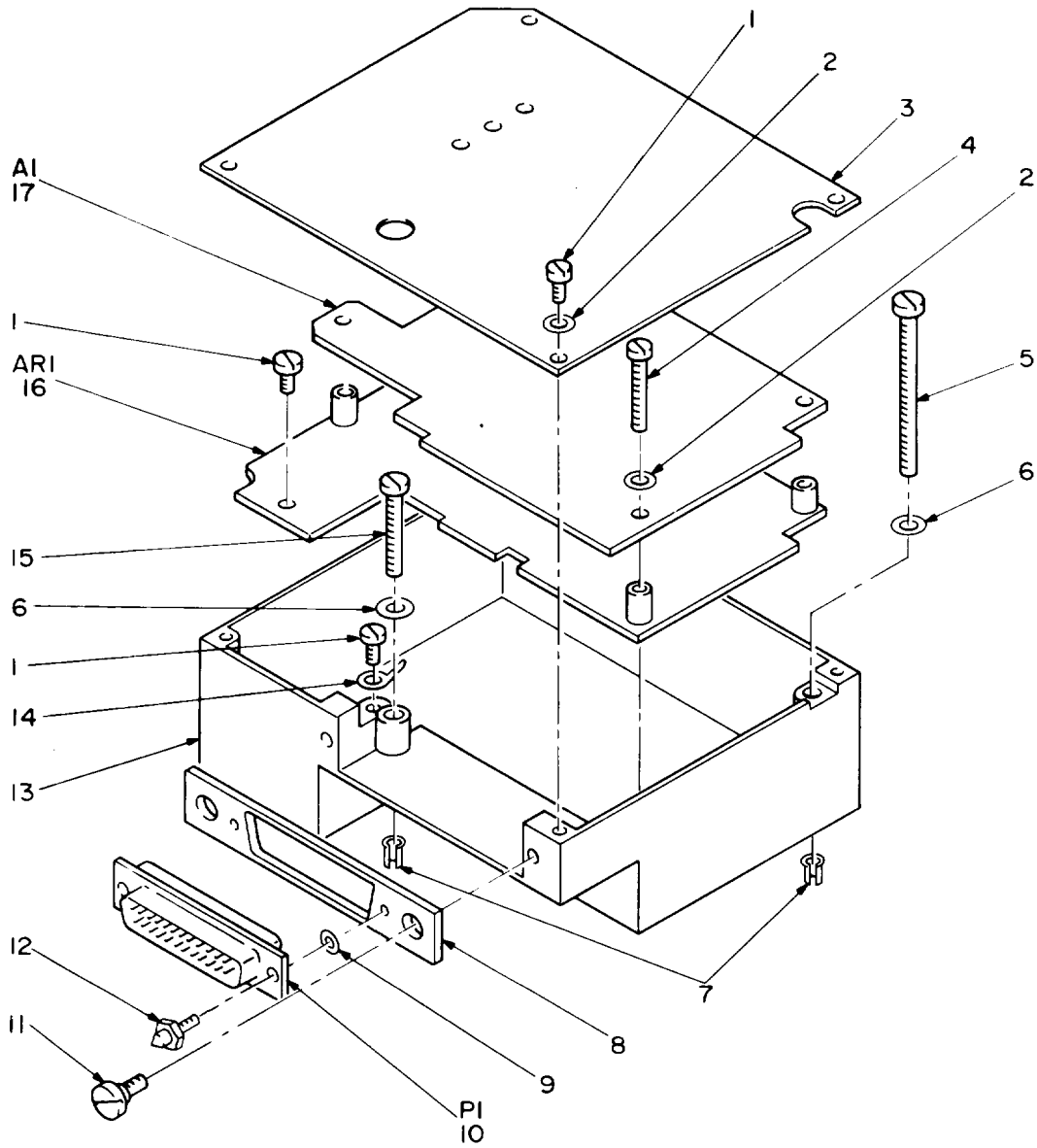


NOTE: FOR COMPLETE REFERENCE DESIGNATION
PREFIX WITH 5TR1A3.

EL4WG068

Figure 52. Control, Alarm (5TR1A3)

(1) ITEM NO	(2) SMR CODE	(3) FSCM	(4) PART NUMBER	(5) DESCRIPTION AND USABLE ON CODE (UOC) GROUP 110203 CONTROL, ALARM (5TR1A3) FIGURE 52	(6) QTY
4	PAOZZ	80063	SM-C-698215-1	SCREW,MACHINE	2
5	PAOZZ	90073	195-634-6	WASHER,SPRING TENSI UOC:EL6	2
5	PAOZZ	90073	195-634-6	WASHER,SPRING TENSI UOC:EL7	2
6	PAOZZ	80063	SM-B-696606-2	CLIP,SPLIT TUBULAR UOC:EL6	2
6	PAOZZ	80063	SM-B-696606-2	CLIP,SPLIT TUBULAR UOC:EL7	2
END OF FIGURE					



NOTE:FOR COMPLETE REFERENCE DESIGNATION
PREFIX WITH 5TR1A5.

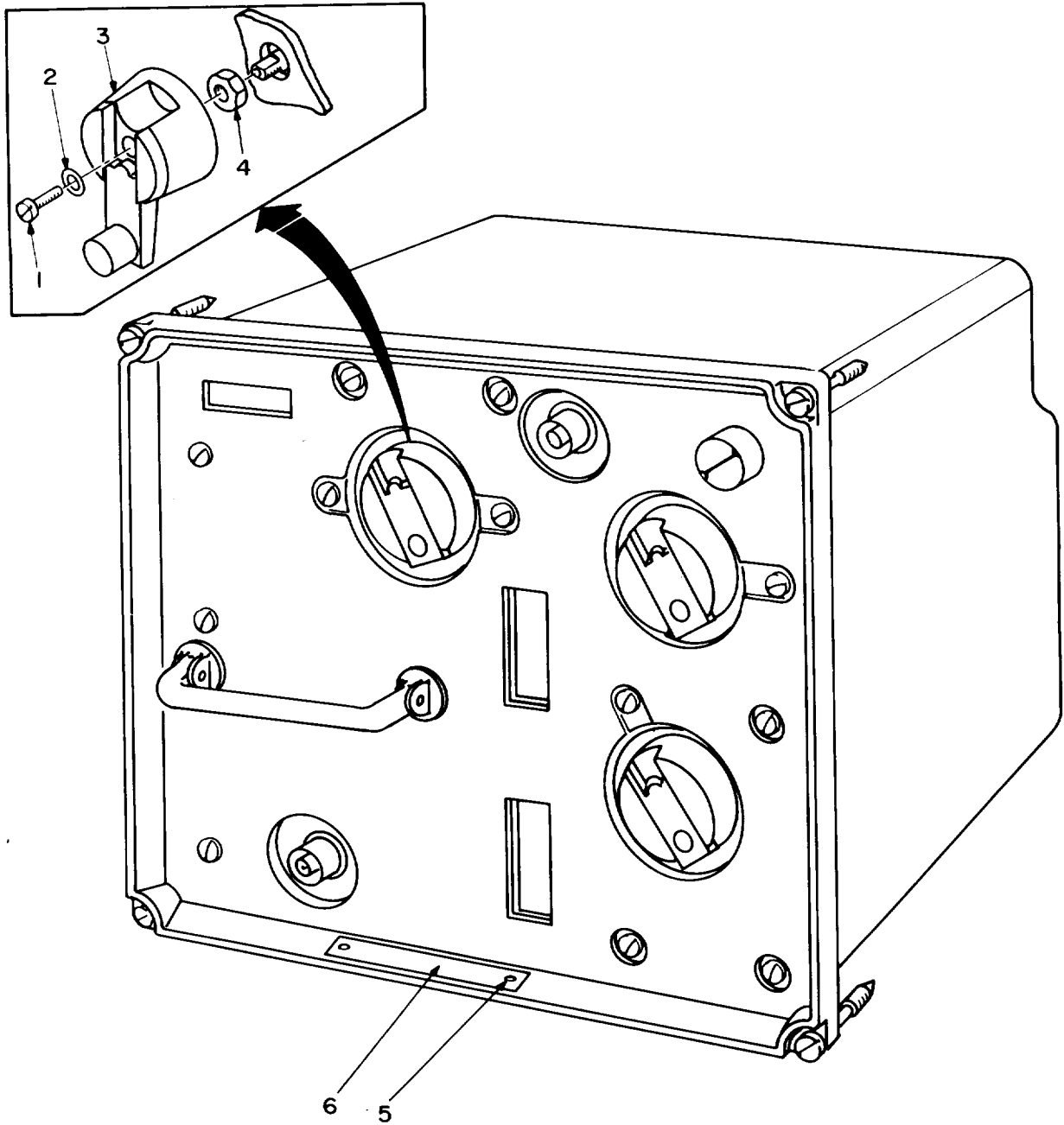
EL4WG072

Figure 55. Amplifier Monitor (5TR1A5)

SECTION II

TM11-5820-540-20P

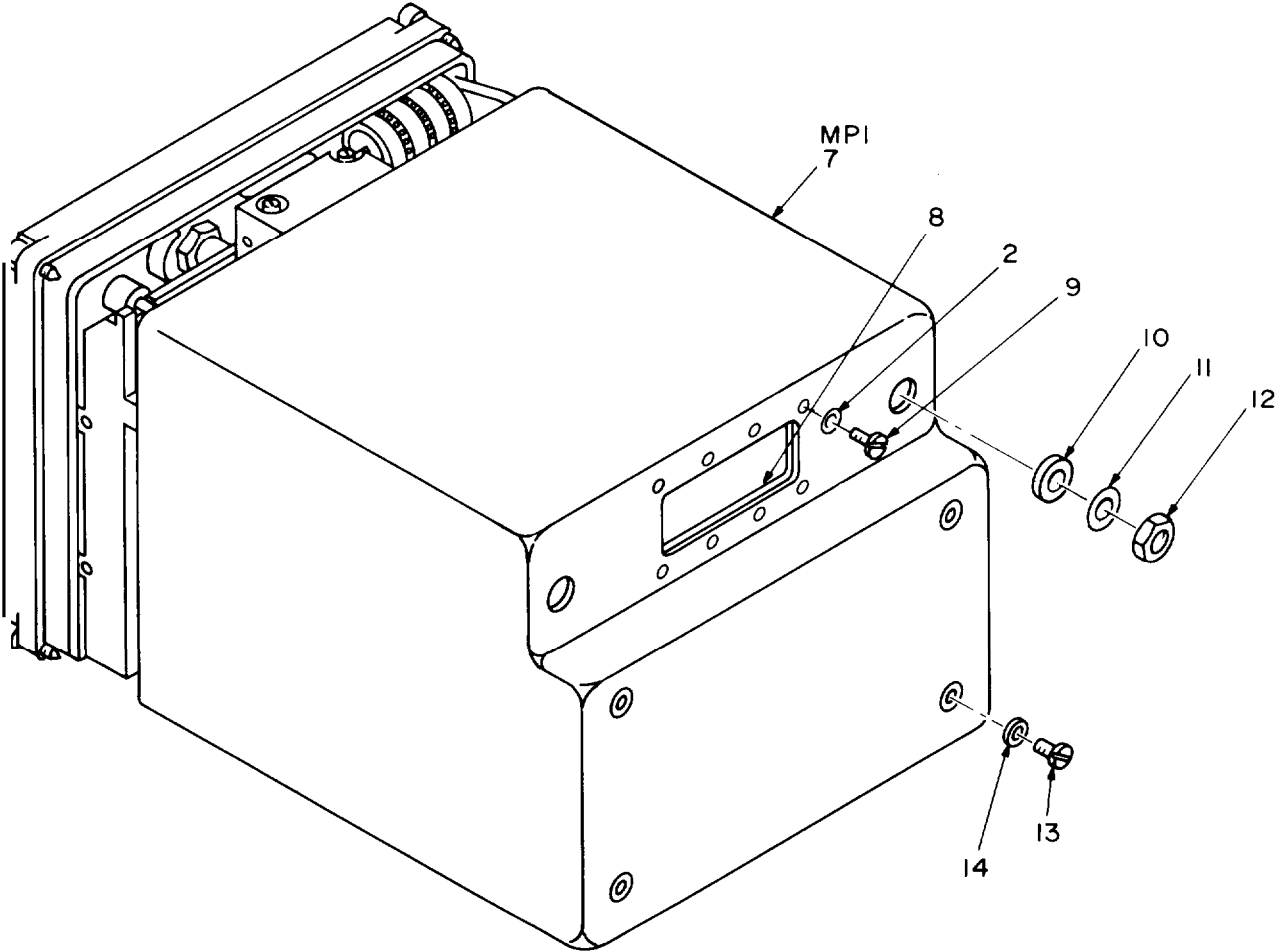
(1) ITEM NO	(2) SMR CODE	(3) FSCM	(4) PART NUMBER	(5) DESCRIPTION AND USABLE ON CODE (UOC)	(6) QTY
GROUP 110205 AMPLIFIER MONITOR (5TR1A5)					
FIGURE 55					
5	PAOZZ	80063	SM-C-696608-42	SCREW,MACHINE	1
6	PAOZZ	90073	195-634-6	WASHER, SPRING TENSI UOC:EL6	2
6	PAOZZ	90073	195-634-6	WASHER, SPRING TENSI UOC:EL7	2
7	PAOZZ	80063	SM-B-696606-2	CLIP,SPLIT TUBULAR UOC:EL6	2
7	PAOZZ	80063	SM-B-696606-2	CLIP,SPLIT TUBULAR UOC:EL7	2
15	XBOZZ	80063	SM-C-696608-38	SCREW,MACHINE	1
END OF FIGURE					



FRONT VIEW

NOTE: FOR COMPLETE REFERENCE DESIGNATION
PREFIX WITH 2.

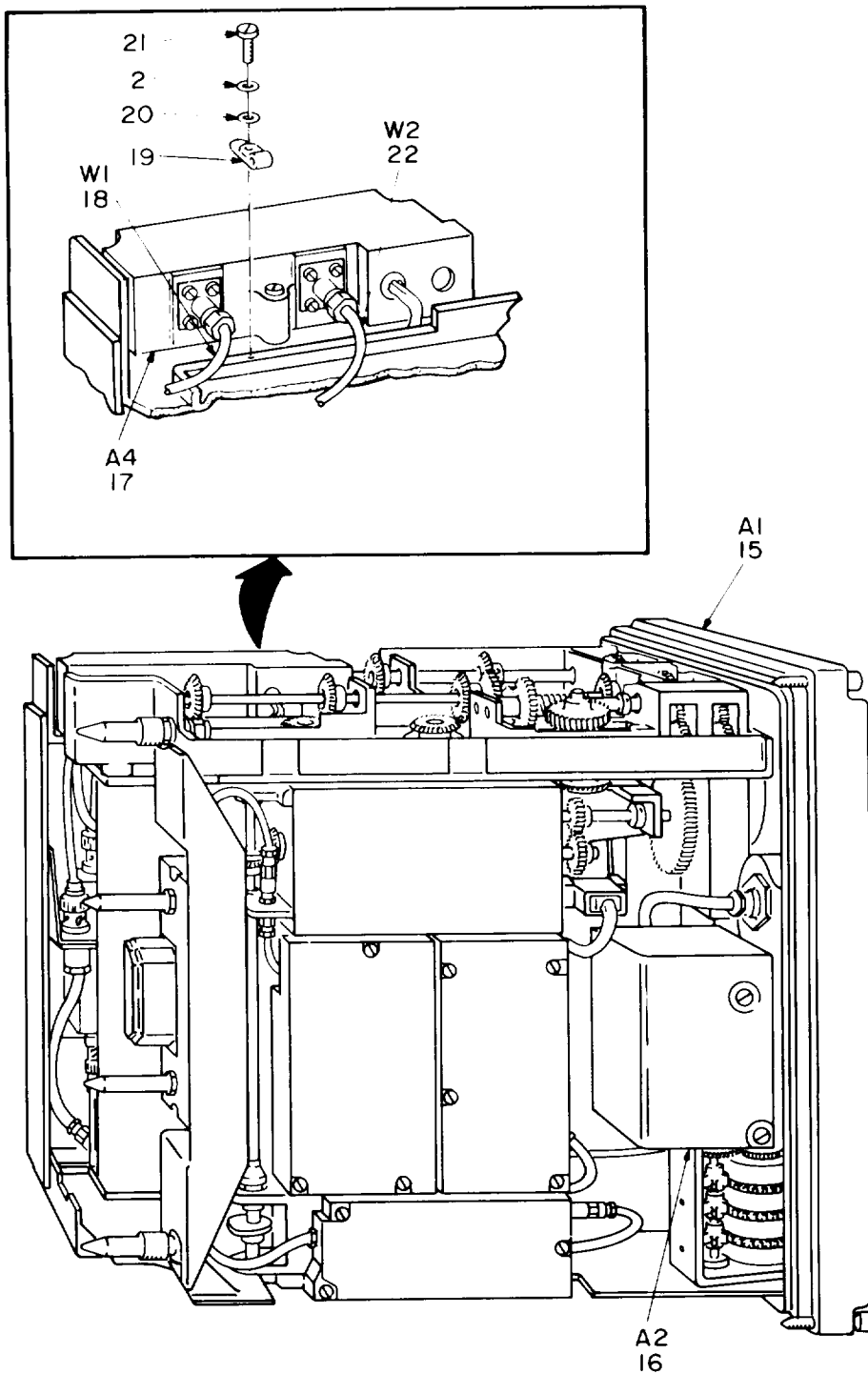
EL4WG092



REAR VIEW

NOTE: FOR COMPLETE REFERENCE DESIGNATION
PREFIX WITH 2.

EL4WG093

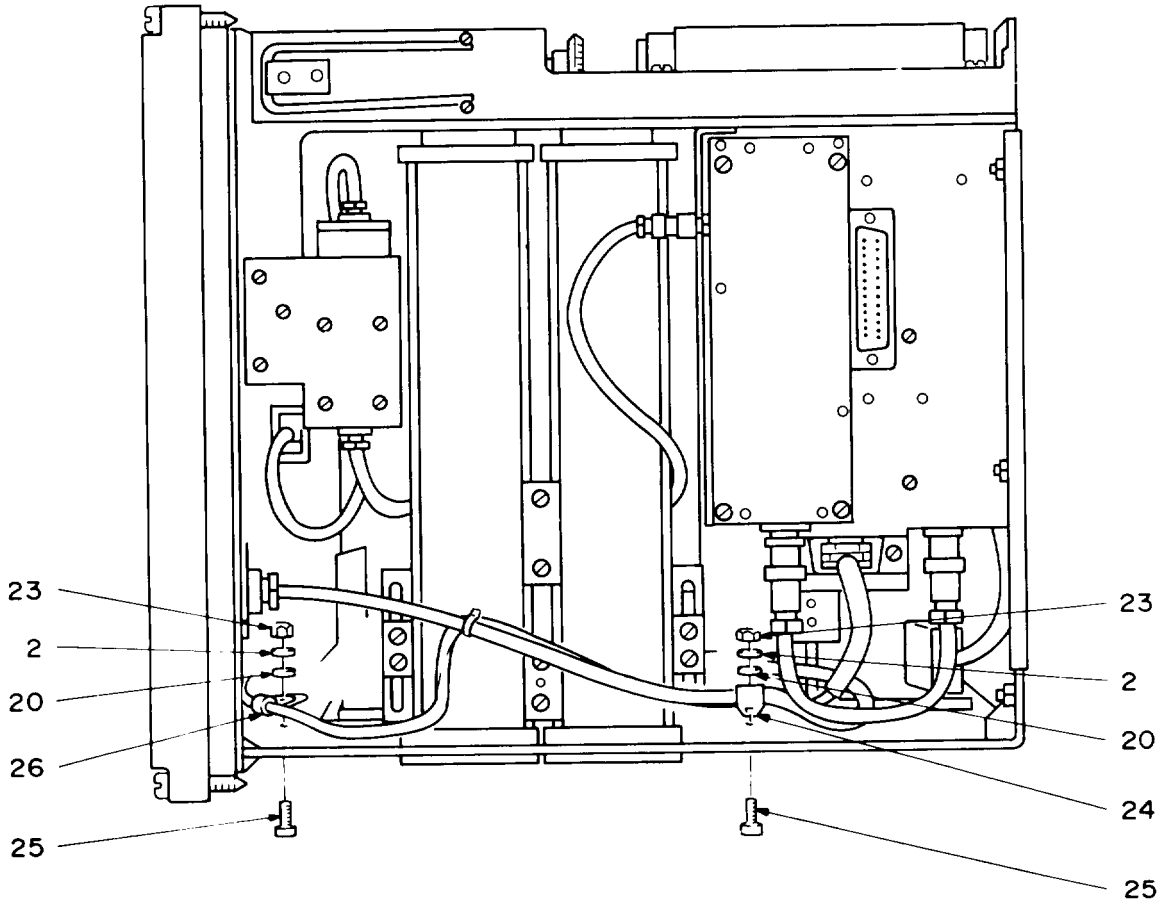


TOP VIEW

NOTE: FOR COMPLETE REFERENCE DESIGNATION
PREFIX WITH 2 .

EL4WG094

Figure 68. Amplifier-Converter AM-4316A/GRC-103(V) (2) (Sheet 3 of 4)



BOTTOM VIEW

NOTE: FOR COMPLETE REFERENCE DESIGNATION
PREFIX WITH 2

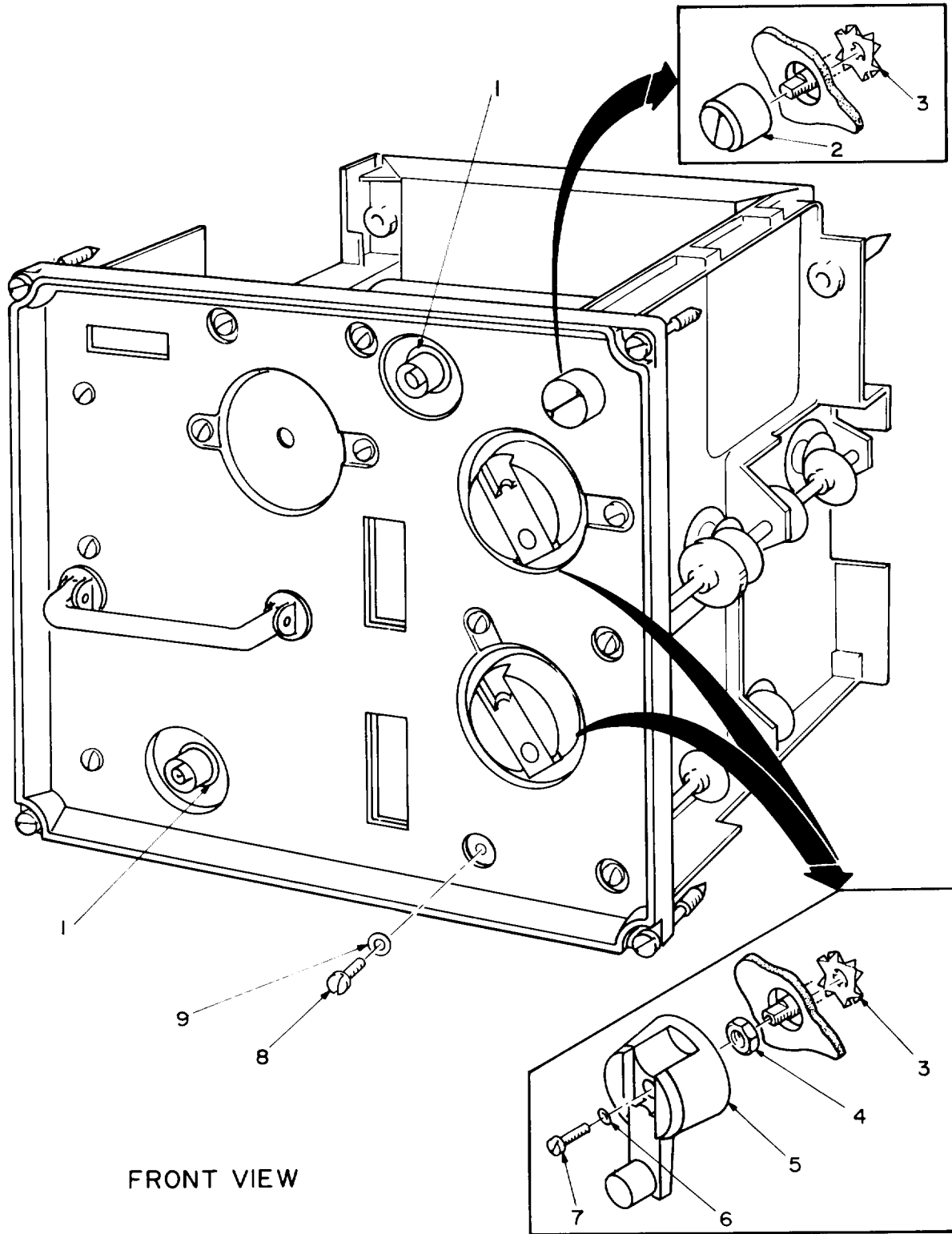
EL4WG095

SECTION II

TM11-5820-540-20P

(1) ITEM NO	(2) SMR CODE	(3) FSCM	(4) PART NUMBER	(5) DESCRIPTION AND USABLE ON CODE (UOC)	(6) QTY
GROUP 12 AMPLIFIER-CONVERTER AM-4316A/GRC-103(V) (2)					
FIGURE 68					
1	PAOZZ	16941	LP57D40S6X2	SCREW, SELF-LOCKING	1
2	PAOZZ	90073	195-634-4	WASHER, SPRING TENSI	12
3	PAOZZ	80063	SM-B-698185	CRANK, HAND	1
4	PAOZZ	80063	SM-B-698174	NUT, PLAIN, HEXAGON	1
7	XBOZZ	80063	SM-E-696338	COVER, AMPLIFIER	1
8	XBOZZ	80063	SM-B-698176	GASKET	1
9	PAOZZ	80063	SM-C-696608-18	SCREW, MACHINE	8
10	PAOZZ	80063	SM-B-698179	GASKET	2
11	PAOZZ	80063	SM-B-698178	WASHER, FLAT	2
12	PAOZZ	80063	SM-B-698180	NUT, PLAIN, HEXAGON	2
13	XBOZZ	80063	SM-C-696608-32	SCREW, MACHINE	4
14	XBOZZ	80063	SM-B-698947	SEAL, PLAIN	4
16	PAOLL	80063	SM-E-763667	CONTROL, INDICATOR SEE FIGURE 82 FOR PARTS BREAKDOWN	1
17	XBOLL	80063	SM-D-764140	MONITOR, RADIO FREQU SEE FIGURE 84 FOR PARTS BREAKDOWN	1
18	PAOZZ	80063	SM-D-764097	CABLE ASSEMBLY, RADI	1
19	XBOZZ	35403	ADJ-P-CLIP-0	CLAMP, LOOP	1
20	PAOZZ	80063	SM-B-696631-5	WASHER, FLAT	3
21	XBOZZ	80063	SM-C-696608-19	SCREW, MACHINE	1
23	PAOZZ	96906	MS35649-244	NUT, PLAIN, HEXAGON	2
24	XBOZZ	35403	ADJ-P-CLIP-3	CLAMP, LOOP	1
25	PAOZZ	80063	SM-C-696608-21	SCREW, MACHINE	2
26	XBOZZ	35403	ADJ-P-CLIP-1	CLAMP, LOOP	1

END OF FIGURE



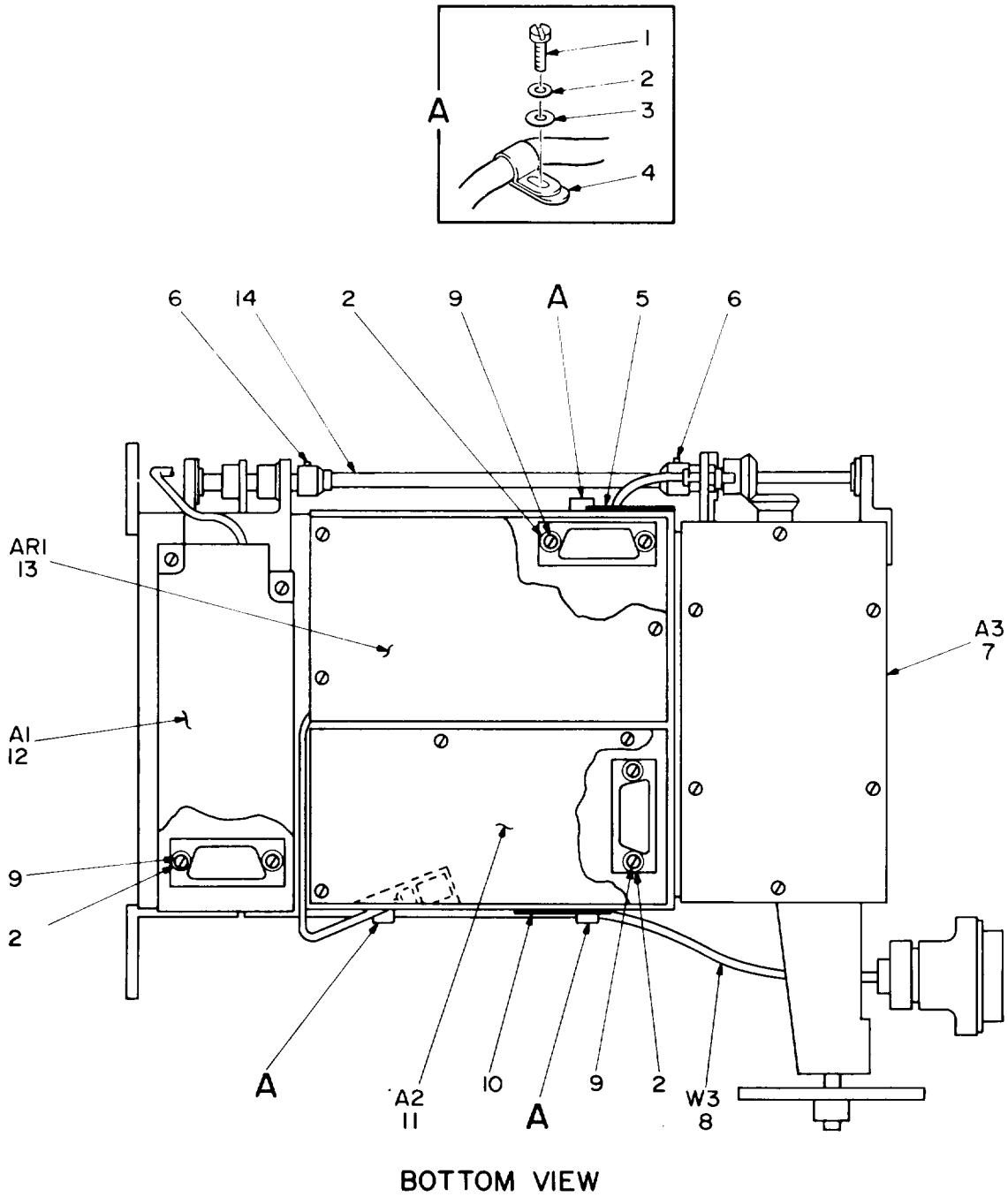
FRONT VIEW

NOTE: FOR COMPLETE REFERENCE DESIGNATION
PREFIX WITH 2A1.

EL4WG096

Figure 69. Tuner, Radio Frequency (2A1)

(1) ITEM NO	(2) SMR CODE	(3) FSCM	(4) PART NUMBER	(5) DESCRIPTION AND USABLE ON CODE (UOC)	(6) QTY
				GROUP 1201 TUNER, RADIO FREQUENCY (2A1)	
				FIGURE 69	
2	PAOZZ	96906	MS91528-1N4B	KNOB	1
4	PAOZZ	80063	SM-B-698174	NUT, PLAIN, HEXAGON	2
5	PAOZZ	80063	SM-B-698185	CRANK, HAND	2
6	PAOZZ	90073	195-634-4	WASHER, SPRING TENSILE	19
7	PAOZZ	16941	LP57D40S6X2	SCREW, SELF-LOCKING	2
				END OF FIGURE	



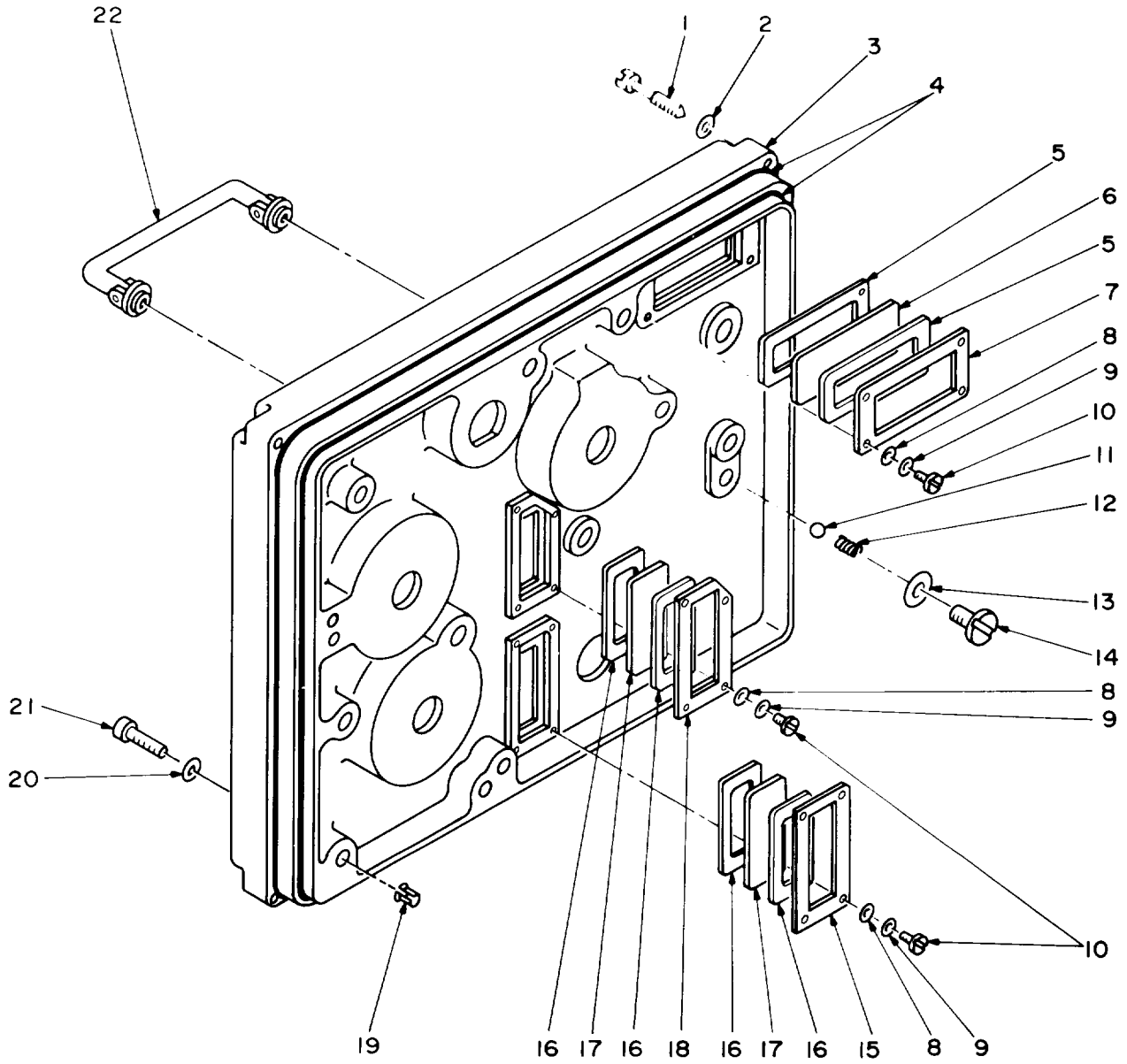
NOTE: FOR COMPLETE REFERENCE DESIGNATION
PREFIX WITH 2A1A2.

EL4WG106

Figure 71. Amplifier, Frequency, Electronic (2A1A2)

SECTION II TM11-5820-540-20P

(1) ITEM NO	(2) SMR CODE	(3) FSCM	(4) PART NUMBER	(5) DESCRIPTION AND USABLE ON CODE (UOC)	(6) QTY
				GROUP 120102 CONVERTER, FREQUENCY, ELECTRONIC (2A1A2)	
				FIGURE 71	
13	PAOLL	80063	SM-D-764158	AMPLIFIER, INTERMEDI SEE FIGURE 76 FOR PARTS BREAKDOWN	1
				END OF FIGURE	

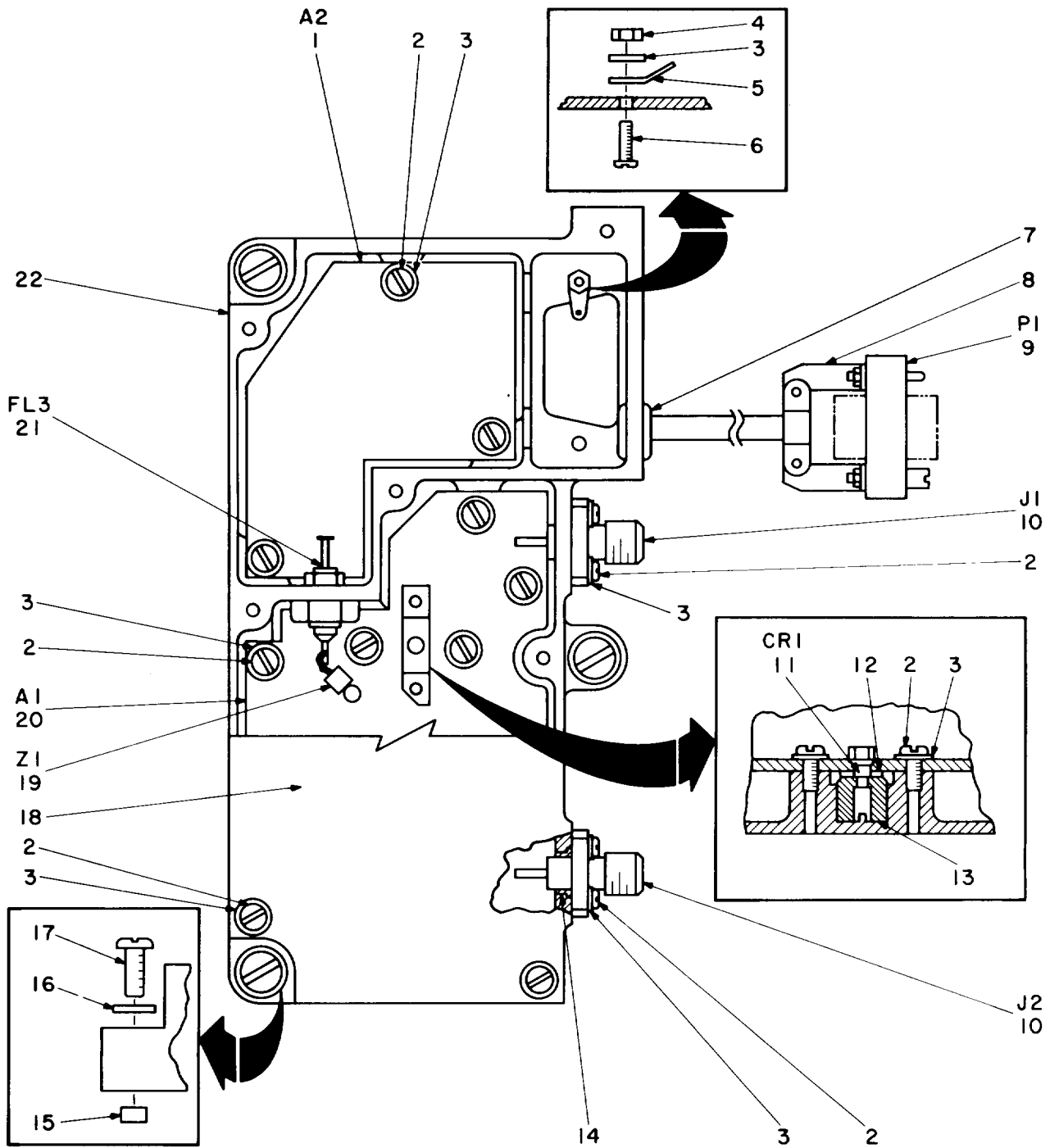


EL4WG117

Figure 81. Panel, Control (2A1MP2)

(1) ITEM NO	(2) SMR CODE	(3) FSCM	(4) PART NUMBER	(5) DESCRIPTION AND USABLE ON CODE (UOC) GROUP 120105 PANEL, CONTROL (2A1MP2) FIGURE 81	(6) QTY
1	PAOZZ	80063	SM-B-697599	SCREW,EXTERNALLY RE	4
2	PAOZZ	90073	195-634-8	WASHER	4
19	PAOZZ	80063	SM-B-696606-2	CLIP,SPLIT TUBULAR	9
20	PAOZZ	90073	195-634-6	WASHER,SPRING TENSI	9
21	PAOZZ	80063	SM-B-697597	SCREW,MACHINE	9

END OF FIGURE

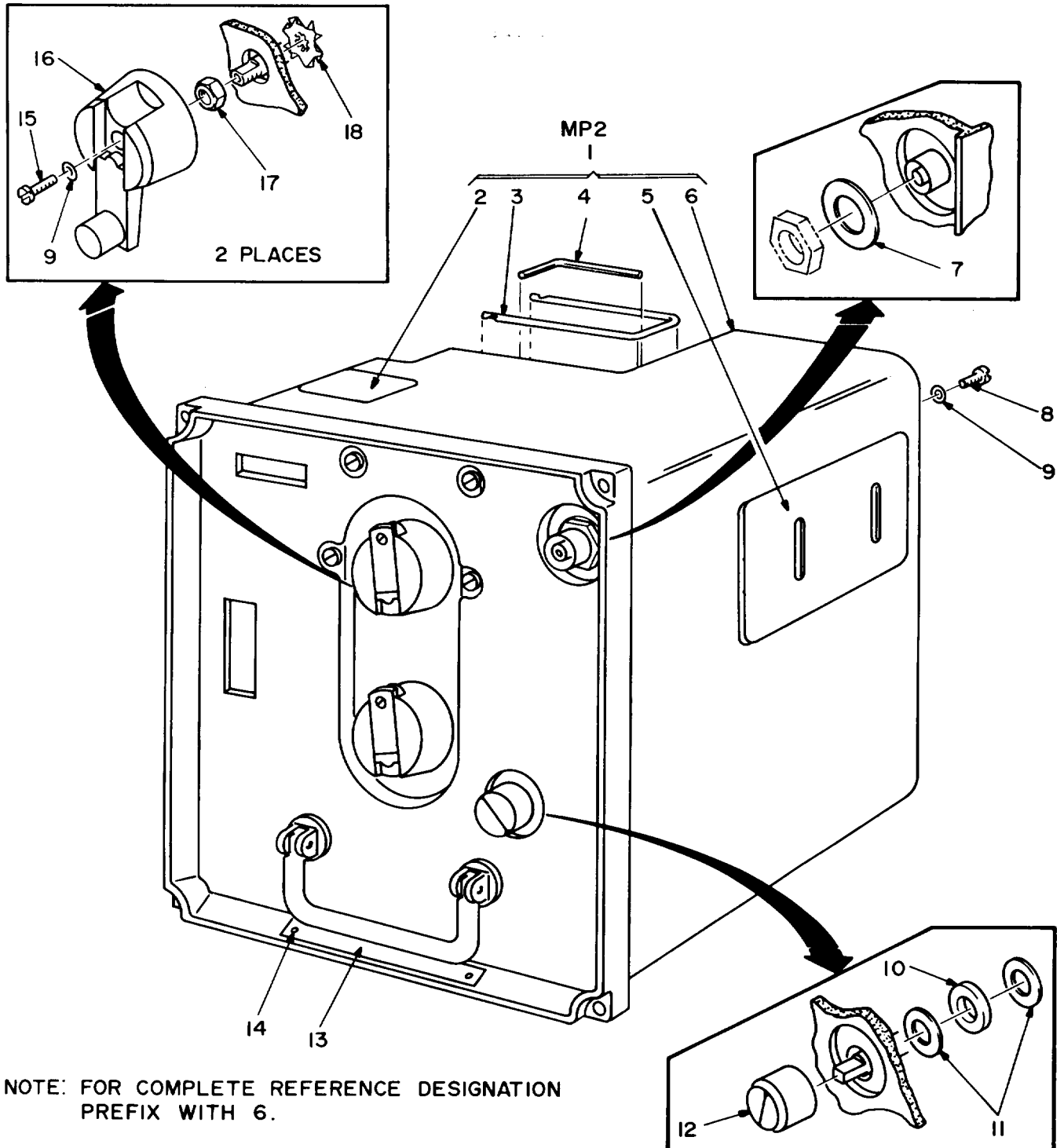


NOTE: FOR COMPLETE REFERENCE DESIGNATION
 PREFIX WITH 2A4.

EL4WG120

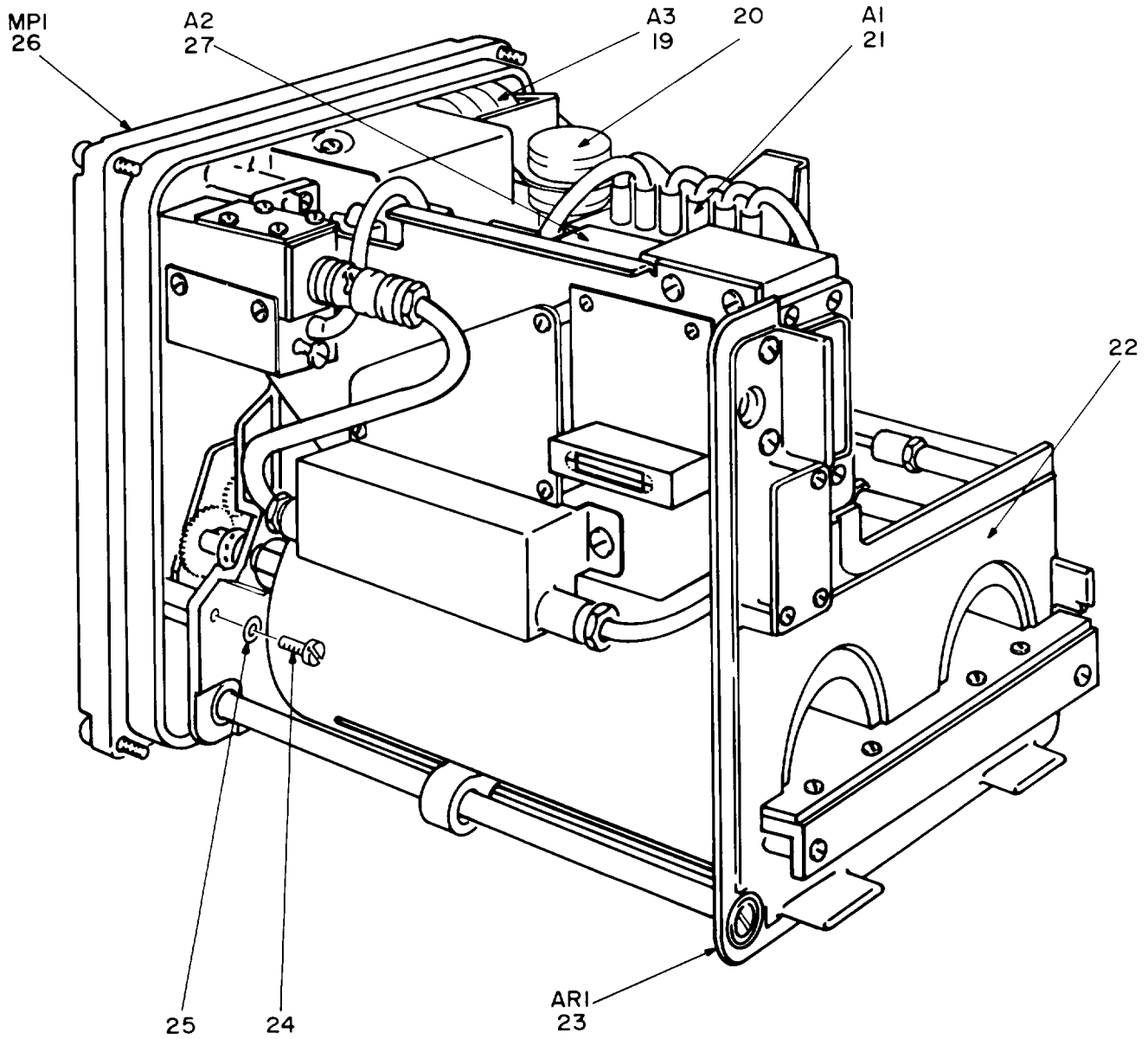
Figure 84. Control-Monitor, Signal Level (2A4)

(1) ITEM NO	(2) SMR CODE	(3) FSCM	(4) PART NUMBER	(5) DESCRIPTION AND USABLE ON CODE (UOC)	(6) QTY
				GROUP 1203 CONTROL-MONITOR, SIGNAL LEVER (2A4)	
				FIGURE 84	
15	PAOZZ	80063	SM-B-696606-2	CLIP,SPLIT TUBULAR	3
16	PAOZZ	90073	195-634-6	WASHER,SPRING TENSI	3
17	XDOZZ	80063	SM-C-696608-98	SCREW,MACHINE	3
				END OF FIGURE	



EL4WG121

Figure 85. Amplifier-Frequency Multiplier AM-4320A/GRC-103(V) or AM-4320B/GRC-103(V) (6) (Sheet 1 of 2)



NOTE: FOR COMPLETE REFERENCE DESIGNATION
PREFIX WITH 6.

EL4WG122

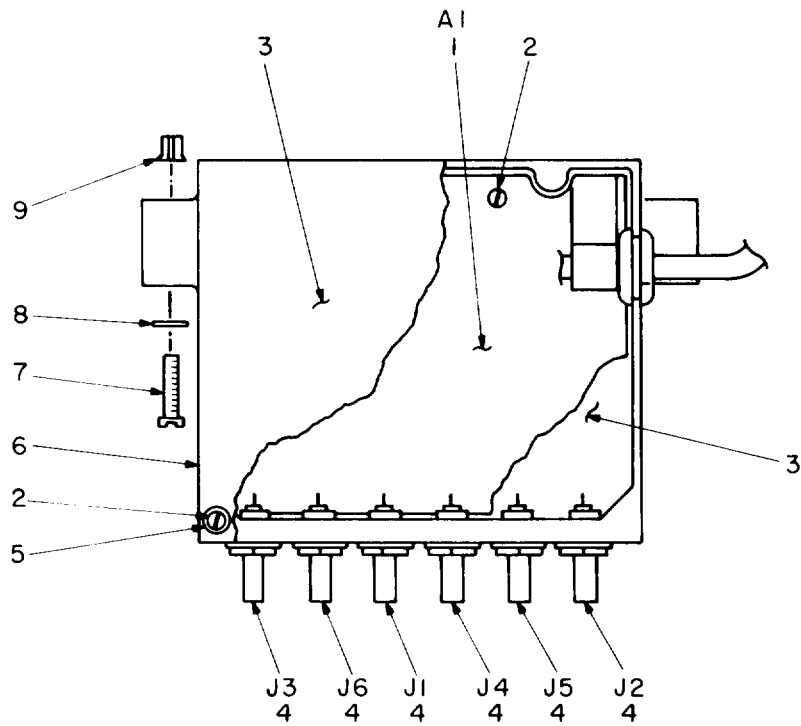
Figure 85. Amplifier-Frequency Multiplier AM-4320A/GRC-103(V) or
AM-4320B/GRC-103(V) (6) (Sheet 2 of 2)

SECTION II

TM11-5820-540-20P

(1) ITEM NO	(2) SMR CODE	(3) FSCM	(4) PART NUMBER	(5) DESCRIPTION AND USABLE ON CODE (UOC)	(6) QTY
				GROUP 13 AMPLIFIER-FREQUENCY MULTIPLIER AM-4320A/GRC-103 (V) OR AM-4320B/GRC-103(V) (6)	
				FIGURE 85	
1	PAOZZ	80063	SM-D-696421	COVER,AMPL-FREQ UOC:EMA	1
1	XBOZZ	80063	SM-D-978749	COVER,AMPL-FREQ UOC:EMB	1
2	PAOZZ	80063	SM-C-697642	COVER ACCESS-SUB	1
3	PAOZZ	80063	SM-B-697645	RETAINER,CAPACITOR	1
4	PAOZZ	80063	SM-B-697646	KEY, SOCKET HEAD SCR UOC:EMA	1
5	XBOZZ	80063	SM-C-697639	COVER,AMPLIFIER	1
6	XBOZZ	80063	SM-D-697634	COVER,AMPL-FREQ UOC:EMA	1
6	XBOZZ	80063	SM-D-978751	COVER,AMPL-FREQ UOC:EMB	1
8	PAOZZ	80063	SM-C-696608-18	SCREW,MACHINE UOC:EMA	11
8	PAOZZ	80063	SM-C-696608-18	SCREW,MACHINE UOC:EMB	9
9	PAOZZ	90073	195-634-4	WASHER, SPRING TENSI UOC:EMA	13
9	PAOZZ	90073	195-634-4	WASHER, SPRING TENSI UOC:EMB	11
12	PAOZZ	96906	MS91528-1N4B	KNOB	1
15	PAOZZ	16941	LP57D40S6X2	SCREW, SELF-LOCKING	2
16	PAOZZ	80063	SM-B-698185	CRANK, HAND	2
17	PAOZZ	80063	SM-B-698174	NUT, PLAIN, HEXAGON	2
19	PAOLD	80063	SM-E-763711	CONTROL, INDICATOR SEE FIGURE 90 FOR PARTS BREAKDOWN	1
20	PAOZZ	81349	7211	ELECTRON TUBE	1
21	PAOLL	80063	SM-D-763709	ELECTRONIC SWITCH SEE FIGURE 86 FOR PARTS BREAKDOWN	1

END OF FIGURE



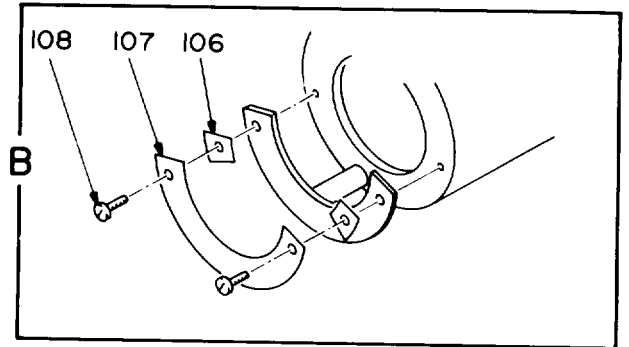
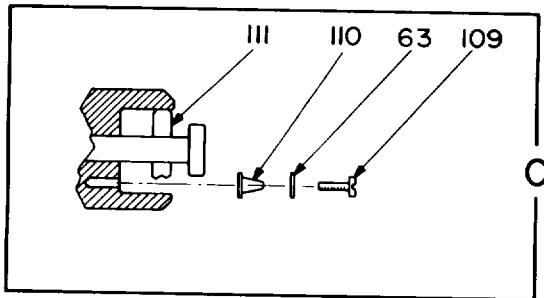
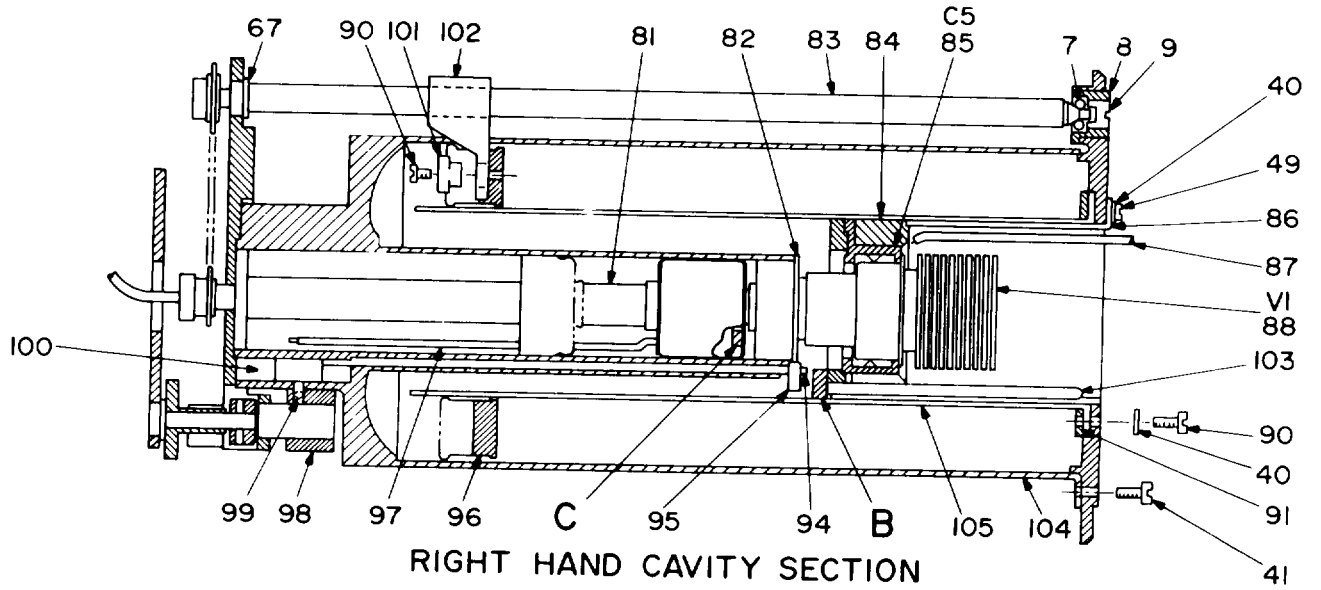
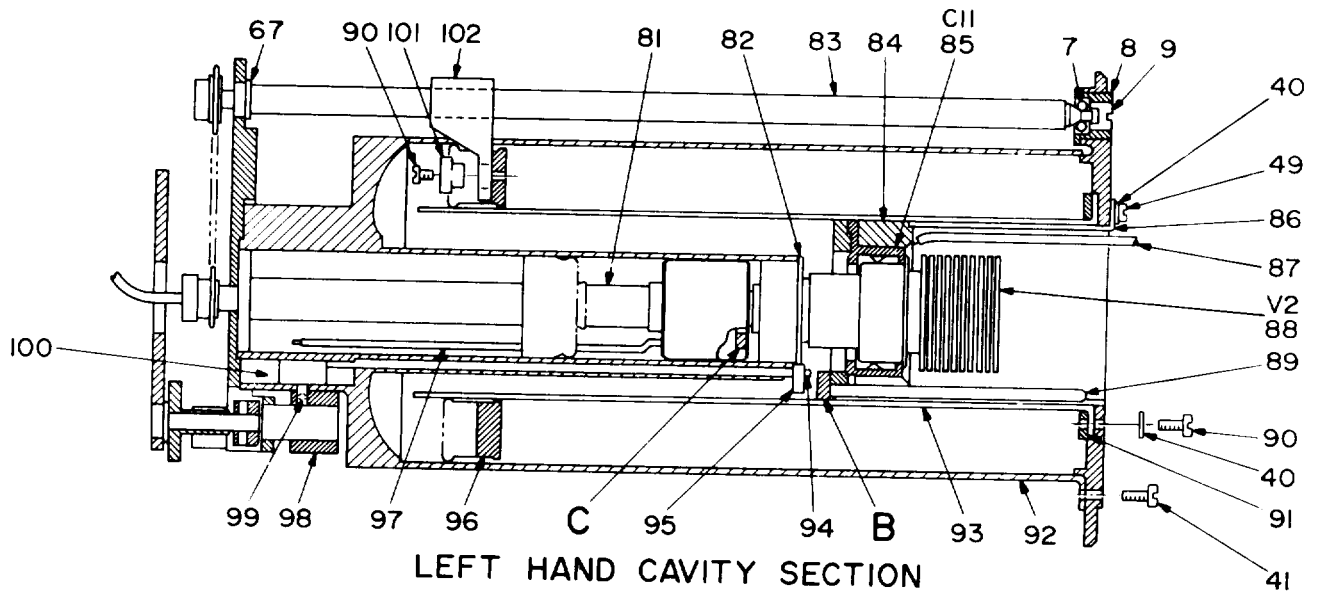
NOTE: FOR COMPLETE REFERENCE DESIGNATION
PREFIX WITH 6A1.

EL4WG123

Figure 86. Electronic Switch Assembly (6A1)

(1) ITEM NO	(2) SMR CODE	(3) FSCM	(4) PART NUMBER	(5) DESCRIPTION AND USABLE ON CODE (UOC)	(6) QTY
				GROUP 1301 ELECTRONIC SWITCH ASSEMBLY (6A1)	
				FIGURE 86	
7	PAOZZ	80063	SM-C-696608-36	SCREW, MACHINE	2
8	PAOZZ	90073	195-634-6	WASHER, SPRING TENSI	2
9	PAOZZ	80063	SM-B-696606-2	CLIP, SPLIT TUBULAR	2
				END OF FIGURE	

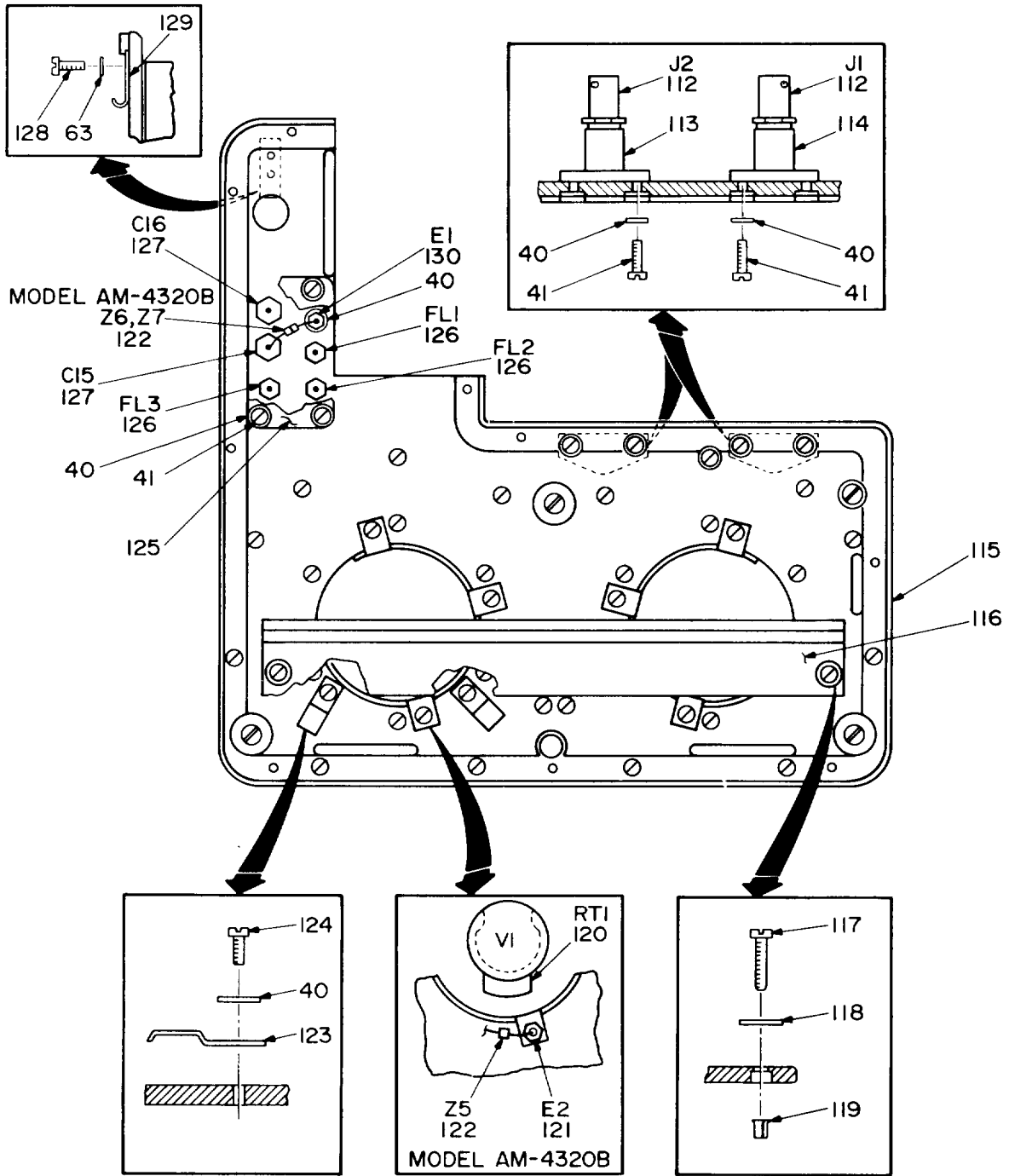
(1) ITEM NO	(2) SMR CODE	(3) FSCM	(4) PART NUMBER	(5) DESCRIPTION AND USABLE ON CODE (UOC)	(6) QTY
				GROUP 1301 ELECTRONIC SWITCH ASSEMBLY (6A1)	
				FIGURE 86	
7	PAOZZ	80063	SM-C-696608-36	SCREW,MACHINE	2
8	PAOZZ	90073	195-634-6	WASHER,SPRING TENSI	2
9	PAOZZ	80063	SM-B-696606-2	CLIP,SPLIT TUBULAR	2
				END OF FIGURE	



NOTE: FOR COMPLETE REFERENCE DESIGNATION
PREFIX WITH 6AR1A1.

EL4WG133

Figure 93. Amplifier Subassembly, Radio Frequency (6AR1A1) (Sheet 1 of 2)



NOTE: FOR COMPLETE REFERENCE DESIGNATION
PREFIX WITH 6AR1A1.

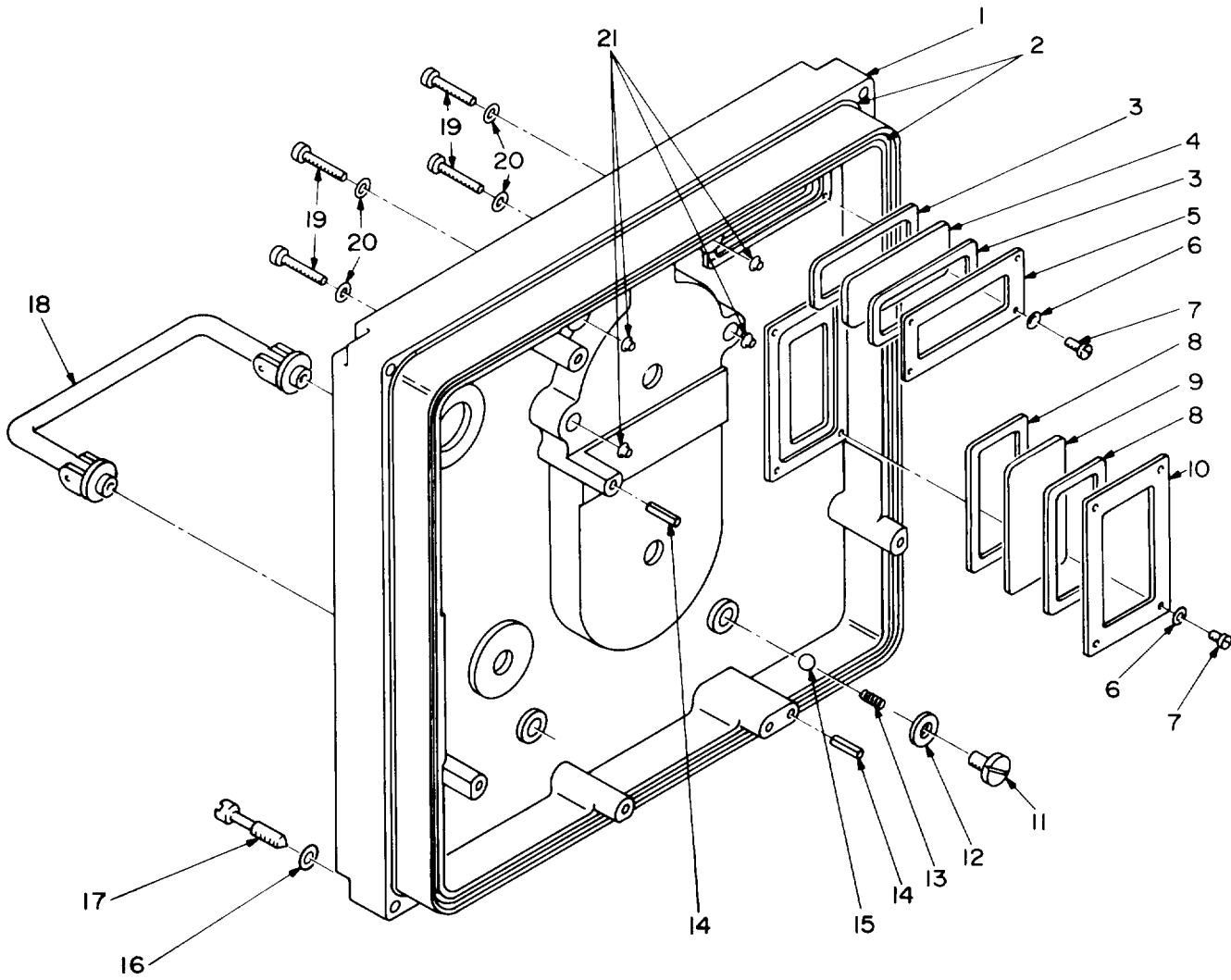
EL4WG134

Figure 93. Amplifier Subassembly, Radio Frequency (6AR1A1) (Sheet 2 of 2)

SECTION II

TM11-5820-540-20P

(1) ITEM NO	(2) SMR CODE	(3) FSCM	(4) PART NUMBER	(5) DESCRIPTION AND USABLE ON CODE (UOC)	(6) QTY
				GROUP 130401 AMPLIFIER SUBASSEMBLY, RADIO FREQUENCY (6AR1A1)	
				FIGURE 93	
88	XDOZZ	81349	JAN7211	ELECTRON TUBE	2
117	PAOZZ	80063	SM-C-696608-24	SCREW,MACHINE	2
118	PAOZZ	90073	195-634-4	WASHER,SPRING TENSI UOC:EMA	2
118	PAOZZ	90073	195-634-4	WASHER,SPRING TENSI UOC:EMB	2
119	PAOZZ	80063	SM-B-696606-1	CLIP,SPLIT TUBULAR	2
				END OF FIGURE	

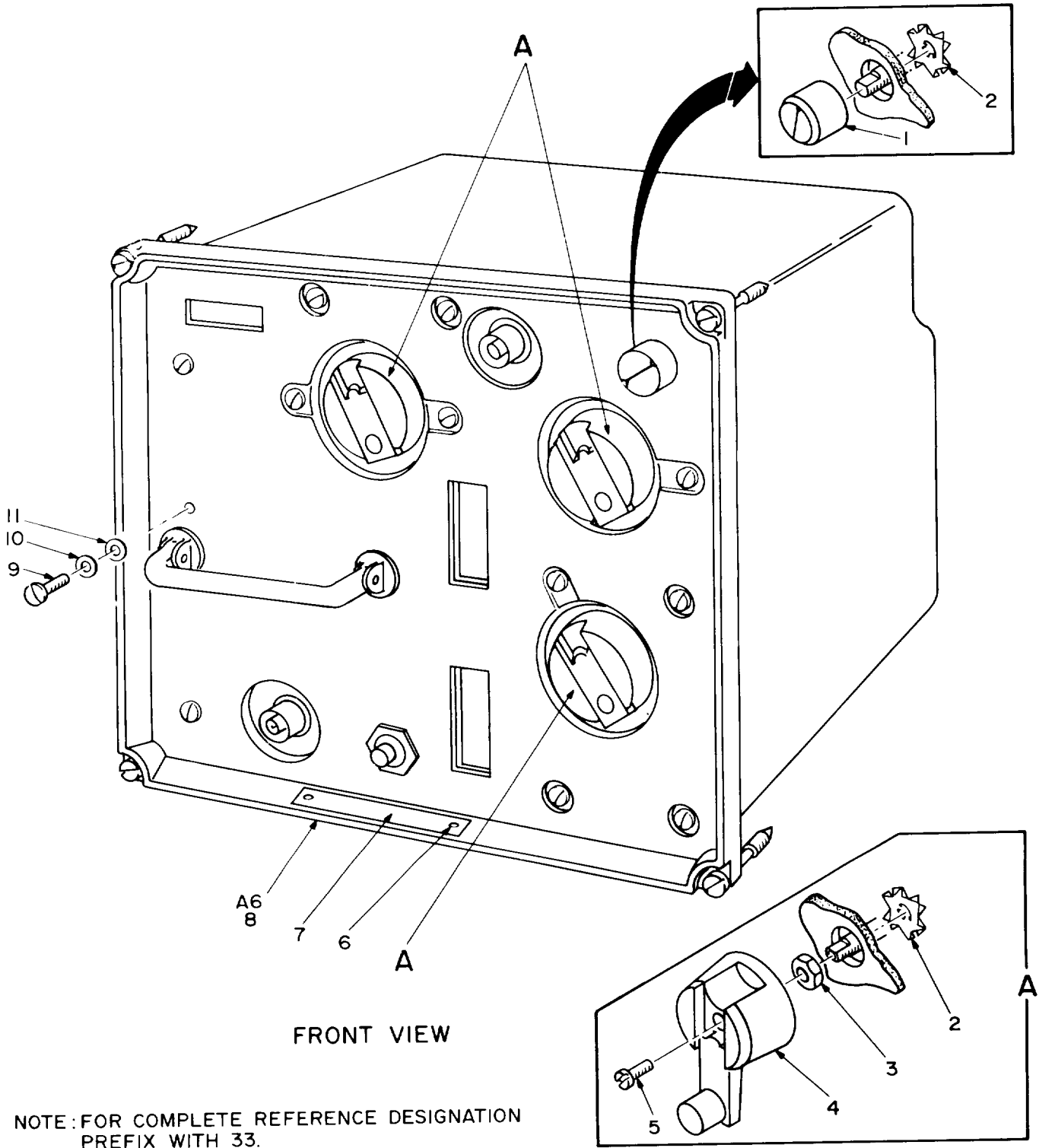


EL4WGI37

Figure 95. Panel, Control (6M P1)

SECTION II TM11-5820-540-20P

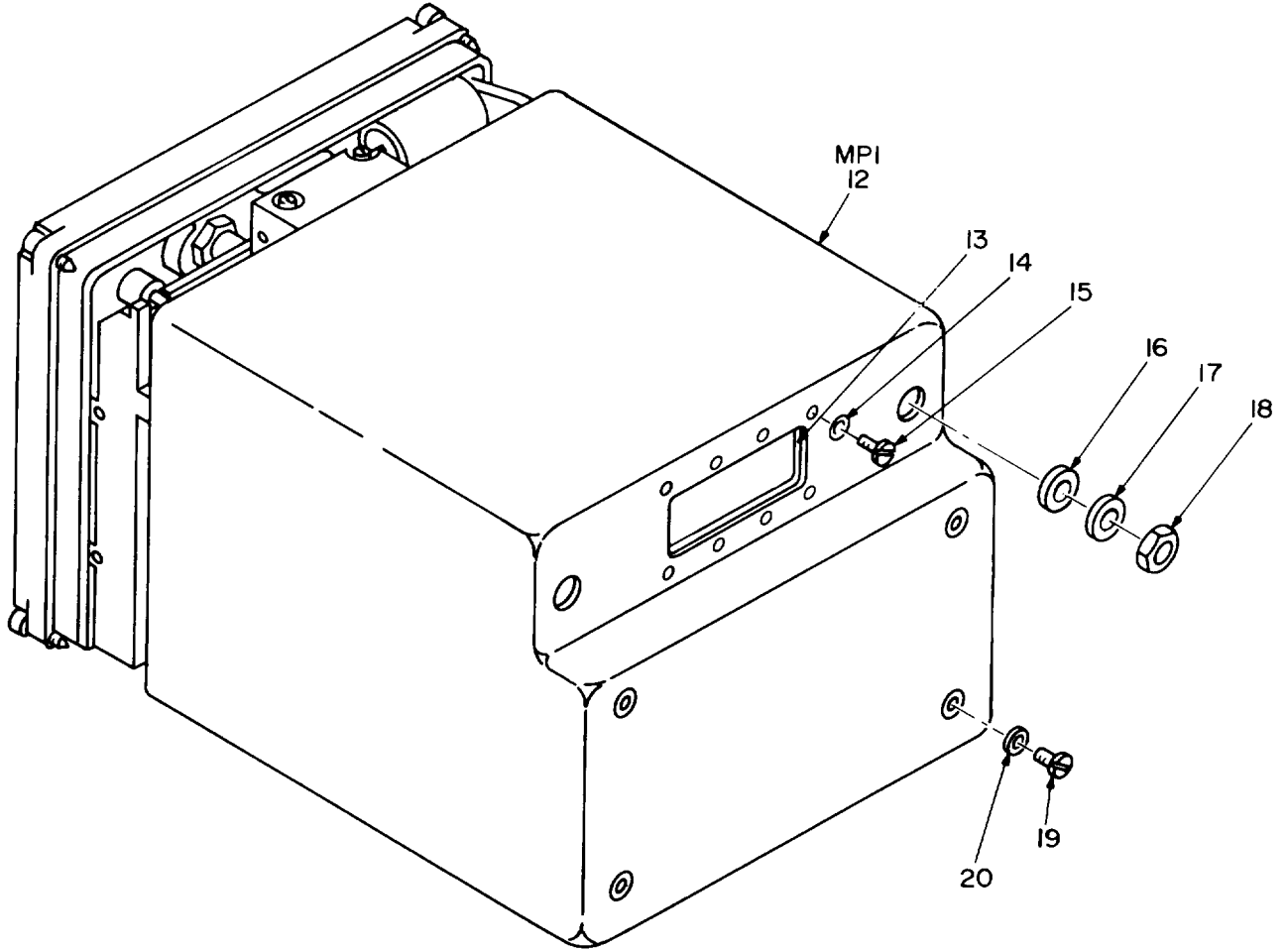
(1) ITEM NO	(2) SMR CODE	(3) FSCM	(4) PART NUMBER	(5) DESCRIPTION AND USABLE ON CODE (UOC)	(6) QTY
				GROUP 1305 PANEL, CONTROL (6MP1)	
				FIGURE 95	
16	PAOZZ	90073	195-634-8	WASHER	4
17	PAOZZ	80063	SM-B-697599	SCREW, EXTERNALLY RE	4
				END OF FIGURE	



NOTE: FOR COMPLETE REFERENCE DESIGNATION
PREFIX WITH 33.

EL4WG138

Figure 96. Amplifier Converter AM-4317/GRC-103(V) (33) (Sheet 1 of 3)

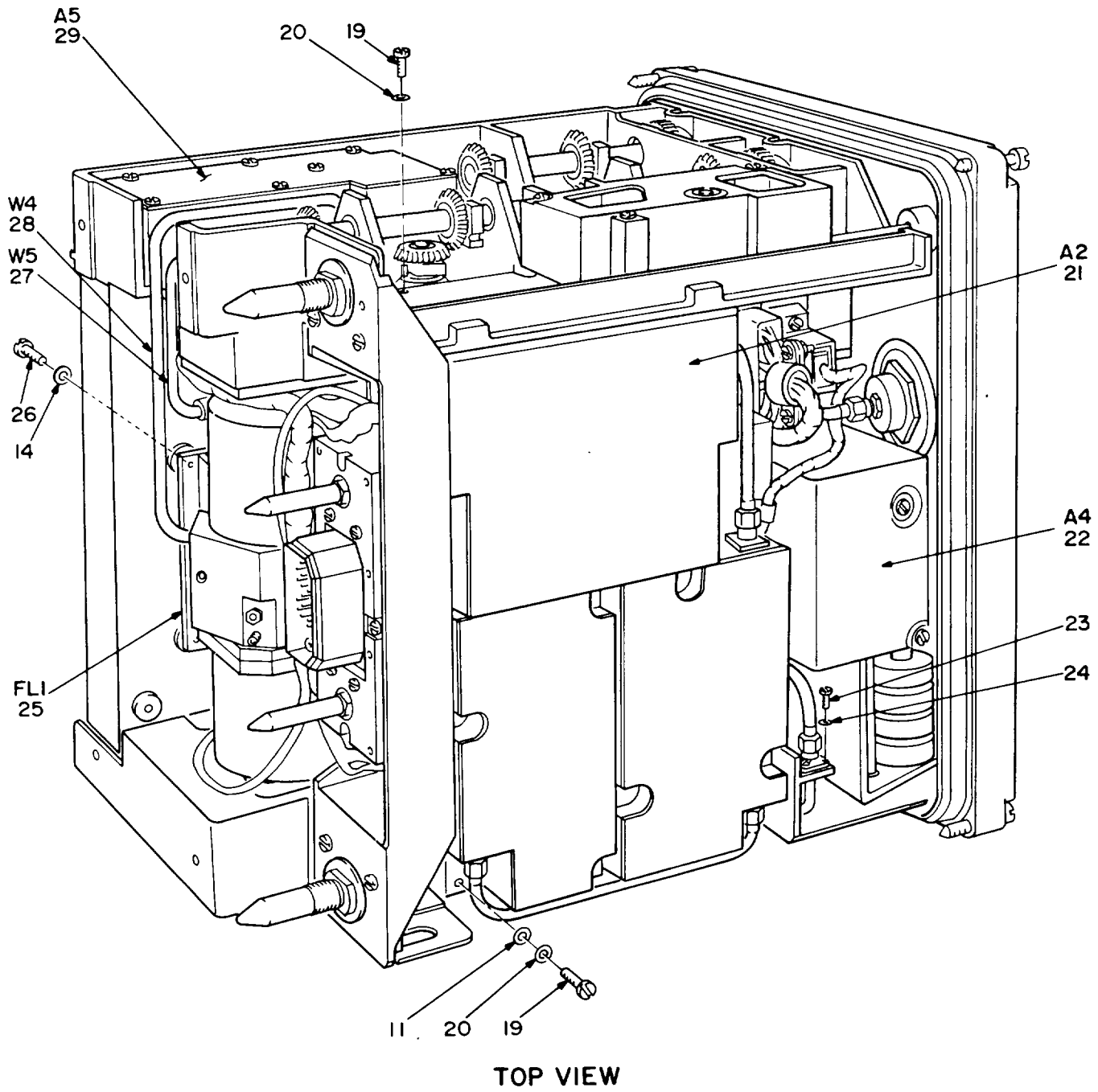


REAR VIEW

NOTE: FOR COMPLETE REFERENCE DESIGNATION
PREFIX WITH 33.

EL4WG139

Figure 96. Amplifier Converter AM-4317/GRC-103(V) (33) (Sheet 2 of 3)



NOTE: FOR COMPLETE REFERENCE DESIGNATION
PREFIX WITH 33.

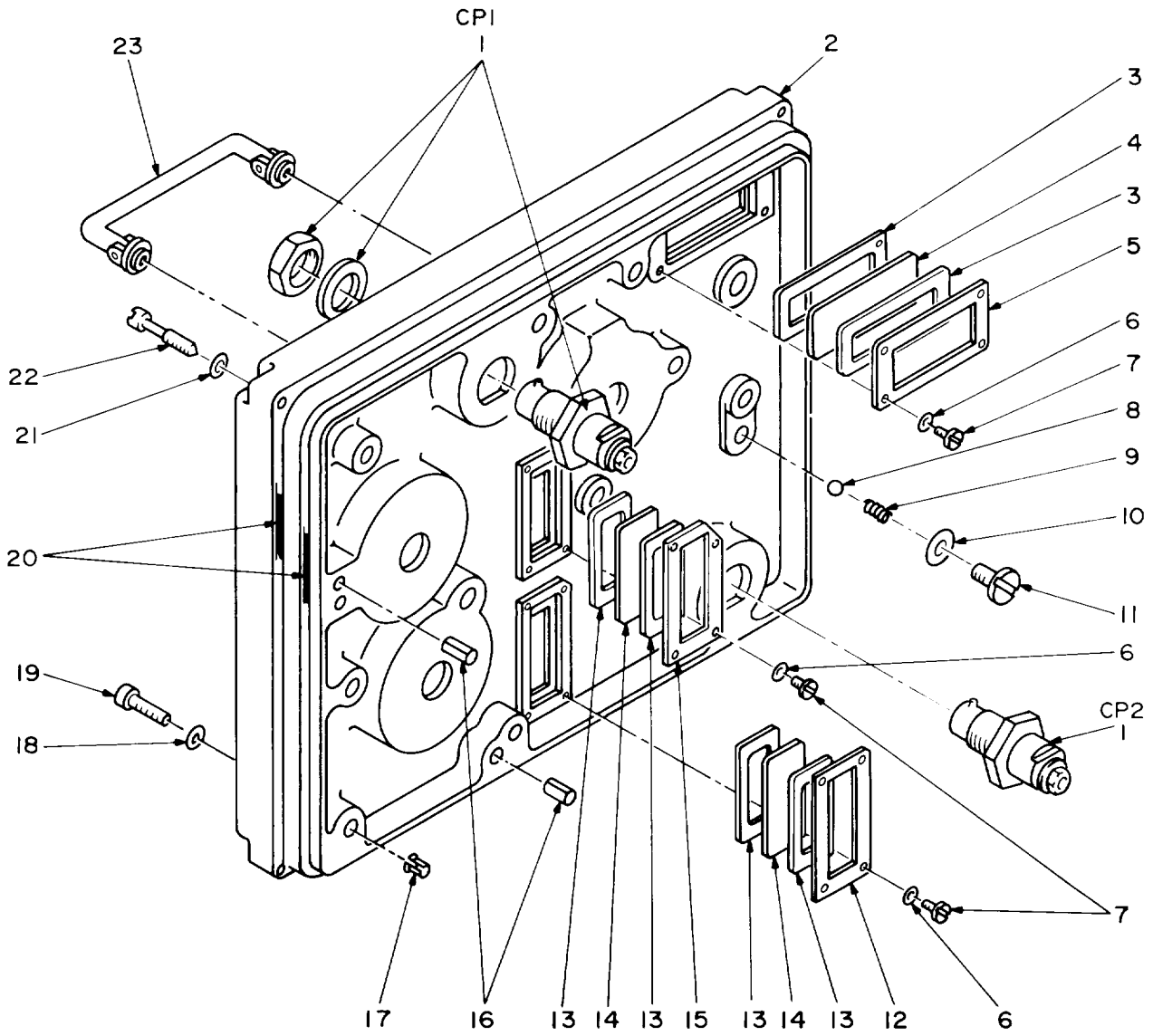
EL4WG140

Figure 96. Amplifier Converter AM-4317/GRC-103(V) (33) (Sheet 3 of 3)

SECTION II

TM11-5820-540-20P

(1) ITEM NO	(2) SMR CODE	(3) FSCM	(4) PART NUMBER	(5) DESCRIPTION AND USABLE ON CODE (UOC)	(6) QTY
GROUP 14 AMPLIFIER CONVERTER AM-4317/GRC-103(V) (33)					
FIGURE 96					
1	PAOZZ	96906	MS91528-1N4B	KNOB	1
3	PAOZZ	80063	SM-B-698174	NUT, PLAIN, HEXAGON	3
4	PAOZZ	80063	SM-B-698185	CRANK, HAND	3
5	PAOZZ	16941	LP57D40S6X2	SCREW, SELF-LOCKING	3
12	XBOZZ	80063	SM-E-696338	COVER, AMP-CONVERTER	1
13	XBOZZ	80063	SM-B-698176	GASKET	2
14	XBOZZ	90073	195-634-4	WASHER, SPRING TENSI	15
15	XBOZZ	80063	SM-C-696608-20	SCREW, MACHINE	9
16	PAOZZ	80063	SM-B-698179	GASKET	2
17	PAOZZ	80063	SM-B-698178	WASHER, FLAT	2
18	PAOZZ	80063	SM-B-698180	NUT, PLAIN, HEXAGON	2
19	XBOZZ	80063	SM-C-696608-33	SCREW, MACHINE	10
20	XBOZZ	90073	195-634-6	WASHER, SPRING TENSI	10
22	PAODD	80063	SM-E-696332	CONTROL, INDICATOR SEE FIGURE 111 FOR PARTS BREAKDOWN	1
END OF FIGURE					



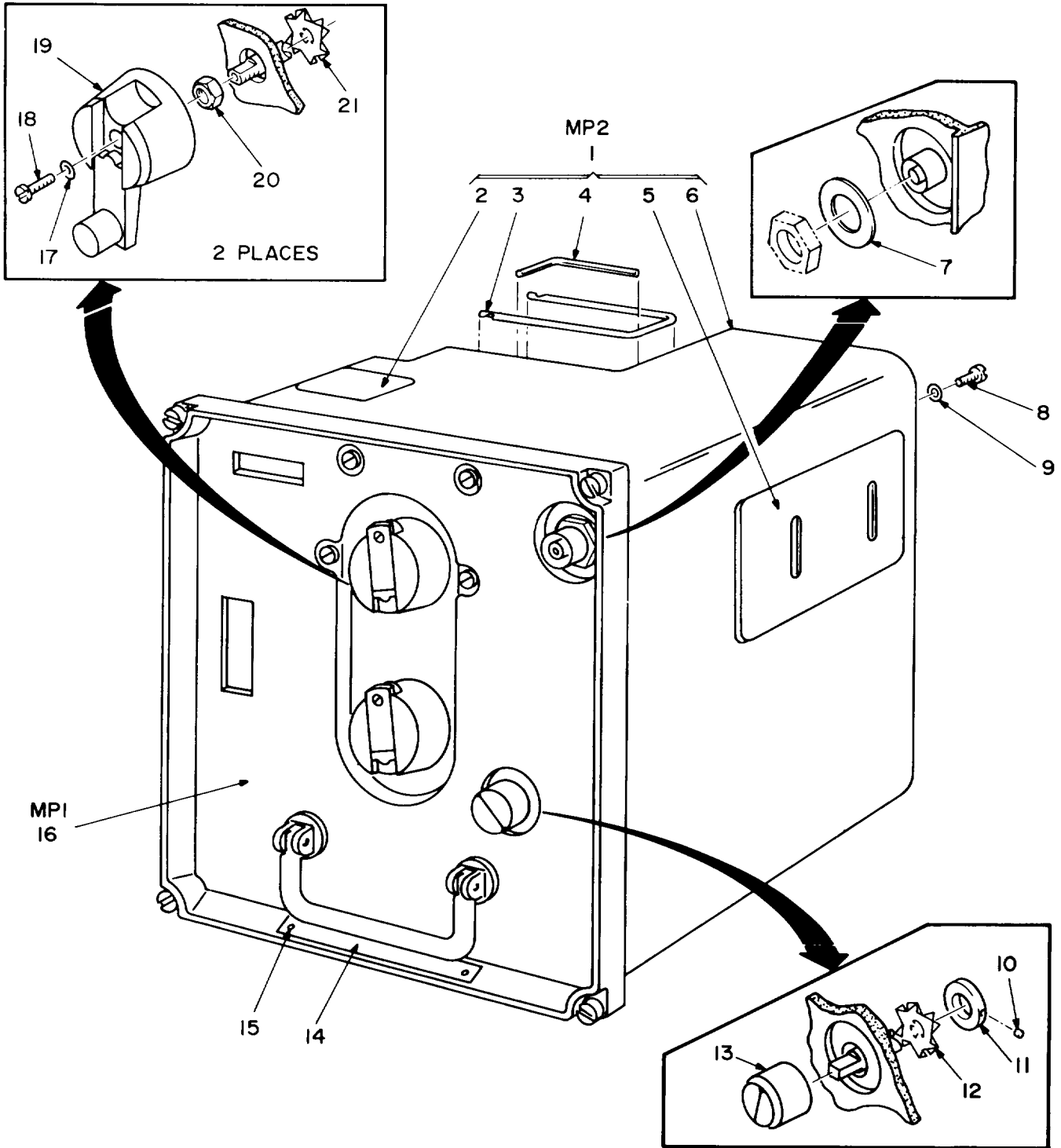
NOTE: FOR COMPLETE REFERENCE DESIGNATION
PREFIX WITH 33A6.

EL4WGI68

Figure 114. Panel, Control (33A6)

SECTION II TM11-5820-540-20P

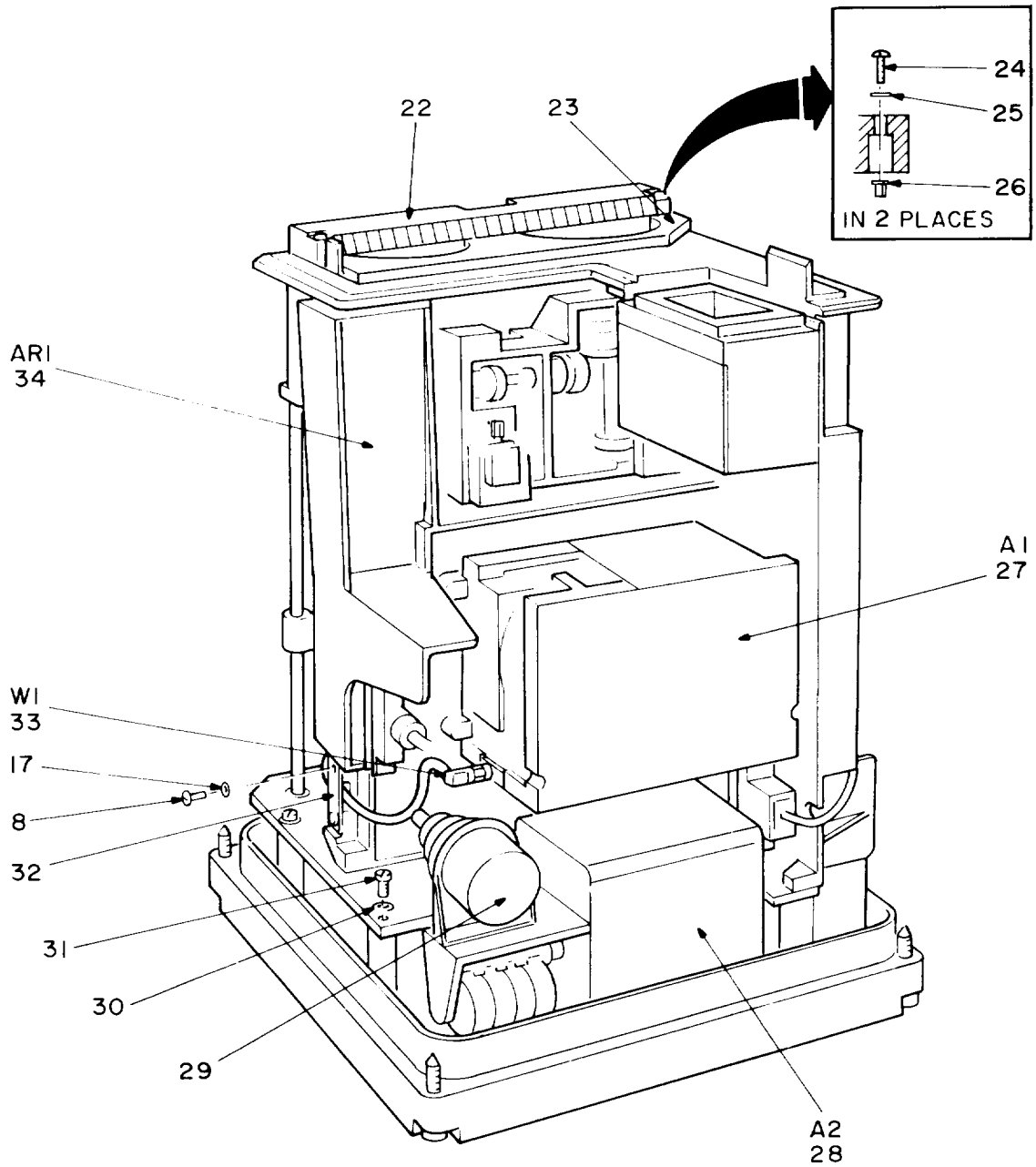
(1) ITEM NO	(2) SMR CODE	(3) FSCM	(4) PART NUMBER	(5) DESCRIPTION AND USABLE ON CODE (UOC)	(6) QTY
				GROUP 1405 PANEL, CONTROL (33A6)	
				FIGURE 114	
21	PAOZZ	90073	195-634-8	WASHER	4
22	PAOZZ	80063	SM-B-697599	SCREW, EXTERNALLY RE	4
				END OF FIGURE	



NOTE: FOR COMPLETE REFERENCE DESIGNATION
PREFIX WITH 37.

EL4WG174

Figure 120. Amplifier-Frequency Multiplier AM-4321A/GRC-103(V)
(37) (Sheet 1 of 2)



NOTE: FOR COMPLETE REFERENCE DESIGNATION
PREFIX WITH 37.

TOP LEFT VIEW

EL4WG175

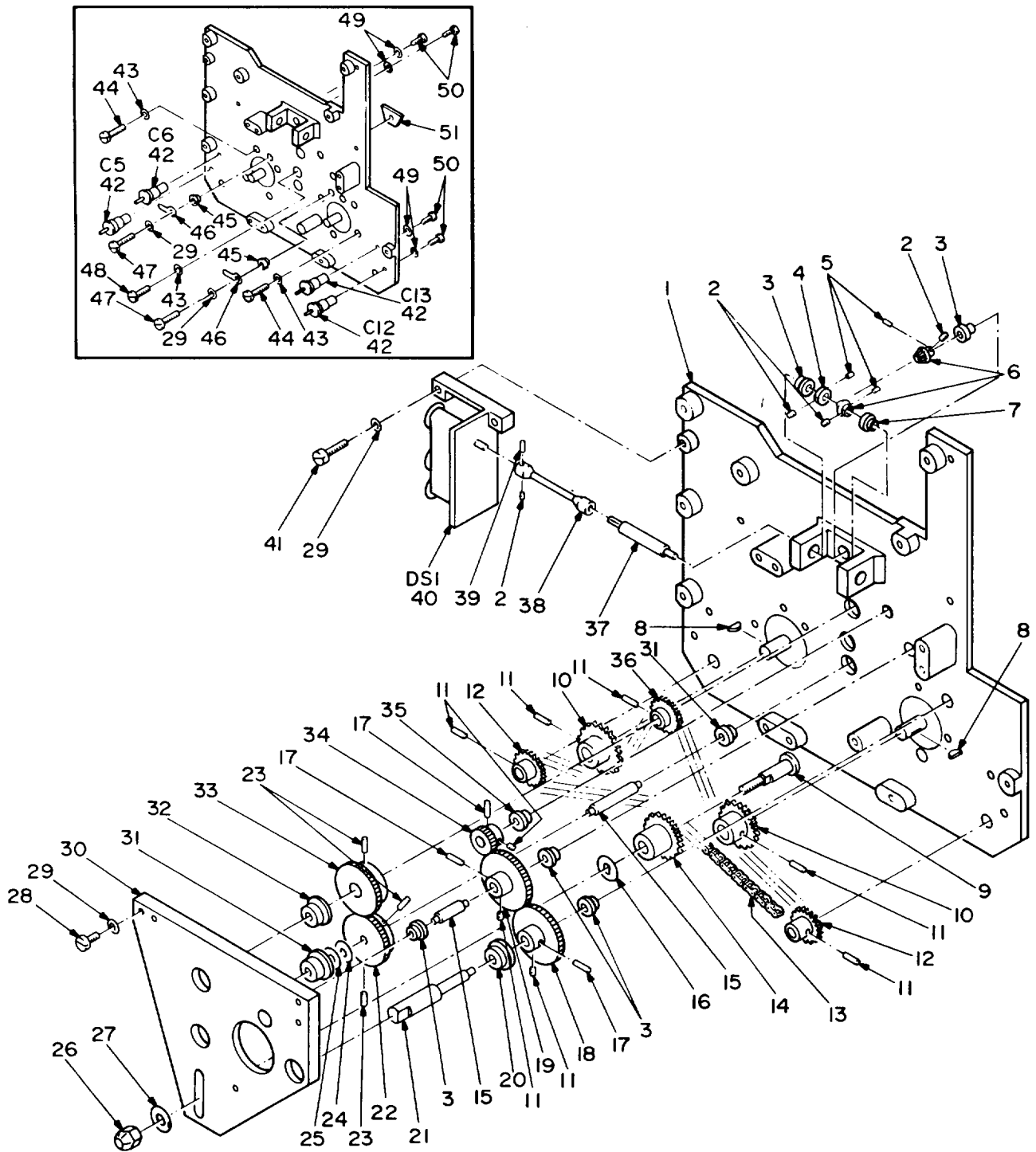
Figure 120. Amplifier-Frequency Multiplier AM-4321A/GRC-103(V)
(37) (Sheet 2 of 2)

SECTION II

TM11-5820-540-20P

(1) ITEM NO	(2) SMR CODE	(3) FSCM	(4) PART NUMBER	(5) DESCRIPTION AND USABLE ON CODE (UOC)	(6) QTY
GROUP 15 AMPLIFIER-FREQUENCY MULTIPLIER AM-4321A/GRC-103 (V) (37)					
FIGURE 120					
1	XDOZZ	80063	SM-D-696421	COVER,AMPL-FREQ	1
2	XBOZZ	80063	SM-C-697642	COVER ACCESS-SUB	1
3	XBOZZ	80063	SM-B-697645	RETAINER,CAPACITOR	1
4	XBOZZ	80063	SM-B-697646	KEY, SOCKET HEAD SCR	1
5	XBOZZ	80063	SM-C-697639	COVER PLATE, ACCESS	1
6	XBOZZ	80063	SM-D-697634	COVER, AMP-FREQUENCY	1
8	PAOZZ	80063	SM-C-696608-18	SCREW, MACHINE	13
9	PAOZZ	96906	MS9549-04	WASHER, FLAT	11
13	PAOZZ	96906	MS91528-1N4B	KNOB	1
17	PAOZZ	90073	195-634-4	WASHER, SPRING TENSI	4
18	PAOZZ	16941	LP57D40S6X2	SCREW, SELF-LOCKING	2
19	PAOZZ	80063	SM-B-698185	CRANK, HAND	2
20	PAOZZ	80063	SM-B-698174	NUT, PLAIN, HEXAGON	2
22	XBOZZ	80063	SM-C-697616	RETAINER, ELECTRON	1
24	XBOZZ	80063	SM-C-696608-23	SCREW, MACHINE	2
25	XBOZZ	90073	195-634-4	WASHER, SPRING TENSI	2
26	XBOZZ	80063	SM-B-696606-1	CLIP, SPLIT TUBULAR	2
28	PAOLL	80063	SM-E-696418	CONTROL, INDICATOR SEE FIGURE 124 FOR PARTS BREAKDOWN	1
29	PAOZZ	81349	7211	ELECTRON TUBE	1

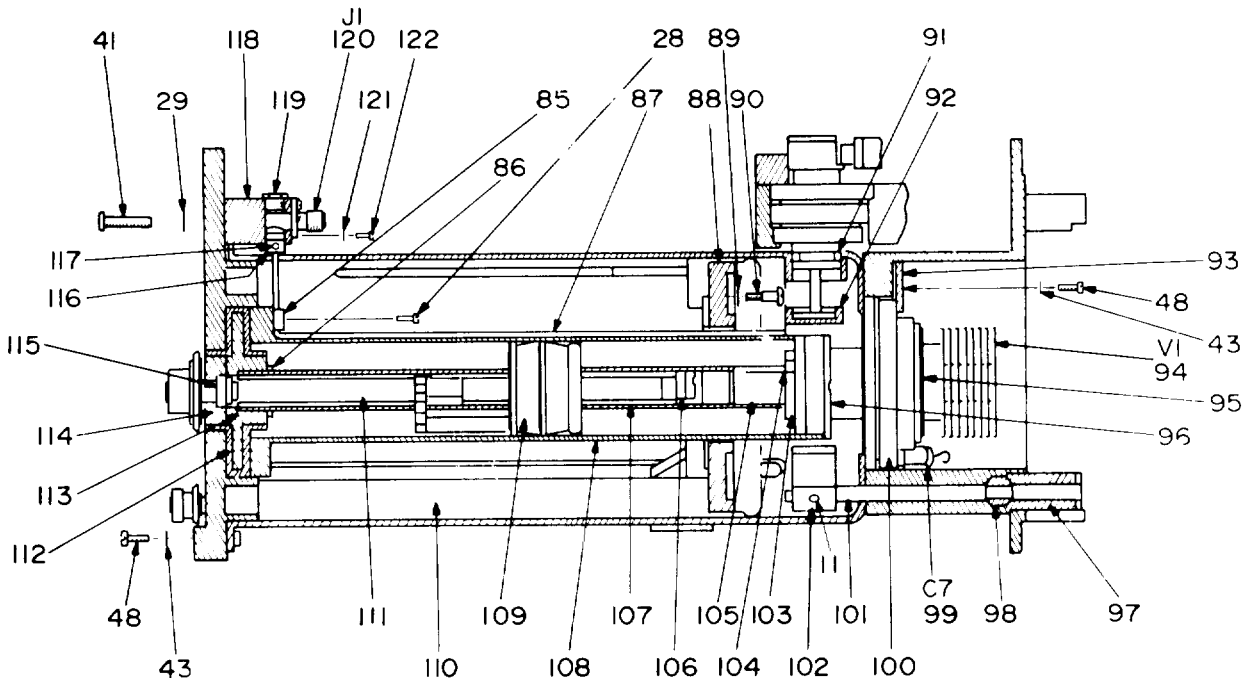
END OF FIGURE



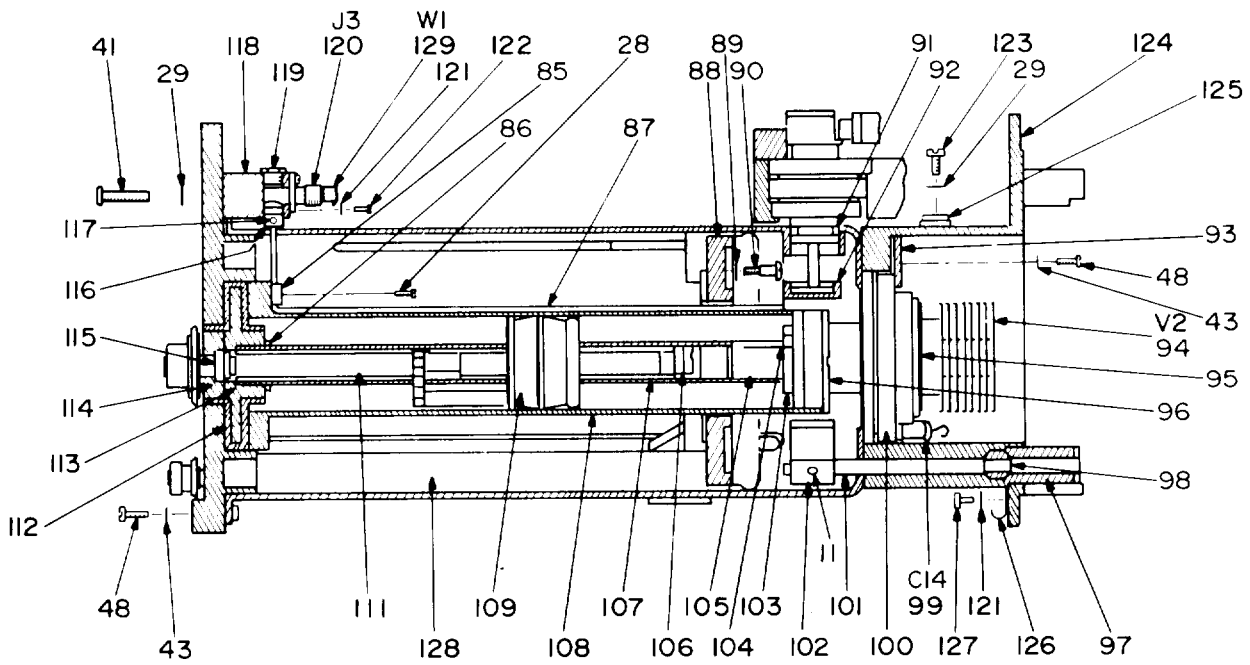
NOTE: FOR COMPLETE REFERENCE DESIGNATION
PREFIX WITH 37ARI1.

EL4WG188

Figure 132. Amplifier, Radio Frequency (37AR1AR1) (Sheet 1 of 2).



LEFT HAND CAVITY SECTION



RIGHT HAND CAVITY SECTION

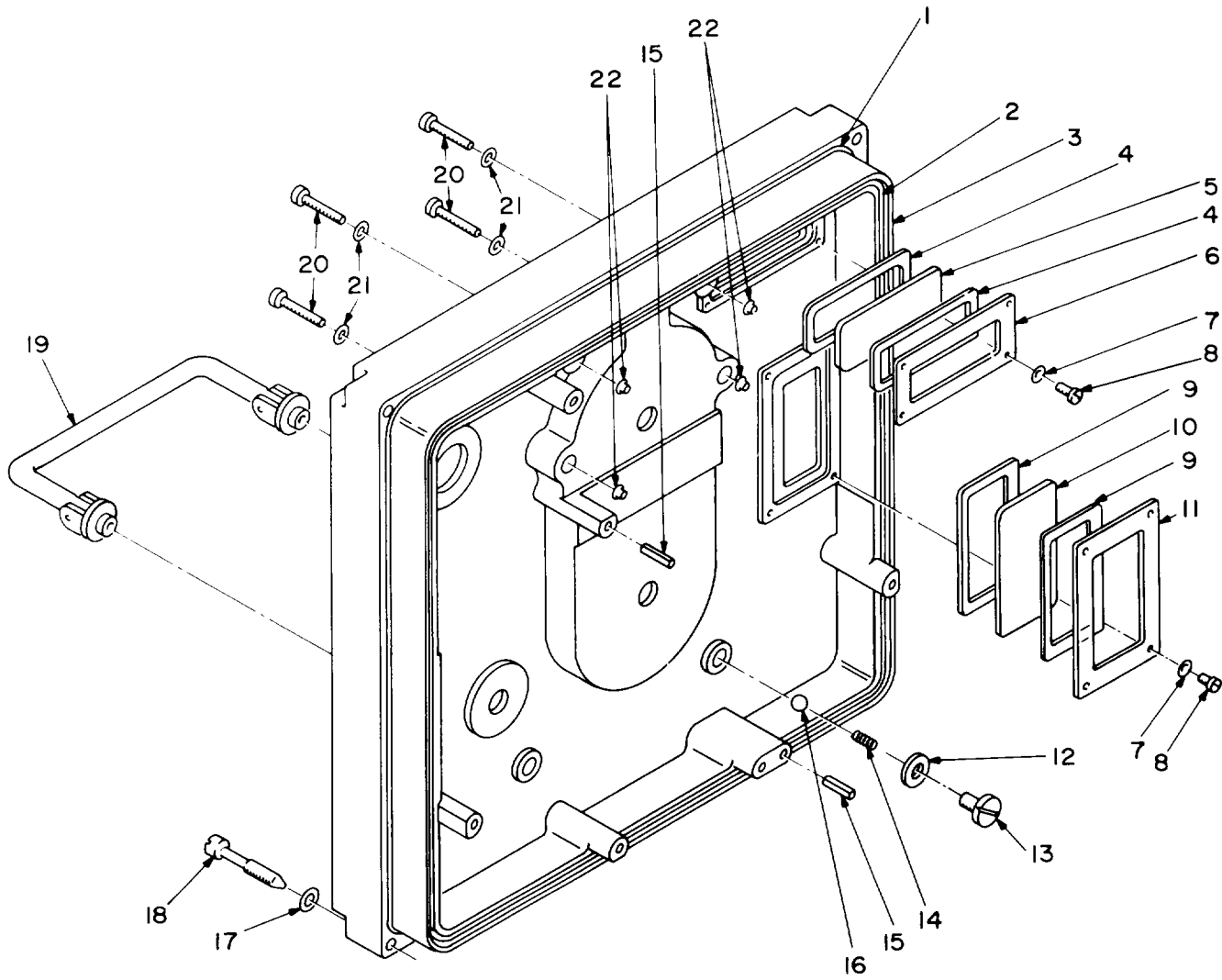
NOTE: FOR COMPLETE REFERENCE DESIGNATION
PREFIX WITH 37ARIARI.

EL4WG190

Figure 132. Amplifier, Radio Frequency (37AR1AR1)
(Sheet 2 of 2)

SECTION II TM11-5820-540-20P

(1) ITEM NO	(2) SMR CODE	(3) FSCM	(4) PART NUMBER	(5) DESCRIPTION AND USABLE ON CODE (UOC)	(6) QTY
				GROUP 150302 AMPLIFIER, RADIO FREQUENCY (37AR1AR1)	
				FIGURE 132	
8	PAOZZ	96906	MS9841	KEY, WOODRUFF	1
94	PAOZZ	81349	7211	ELECTRON TUBE	2
				END OF FIGURE	



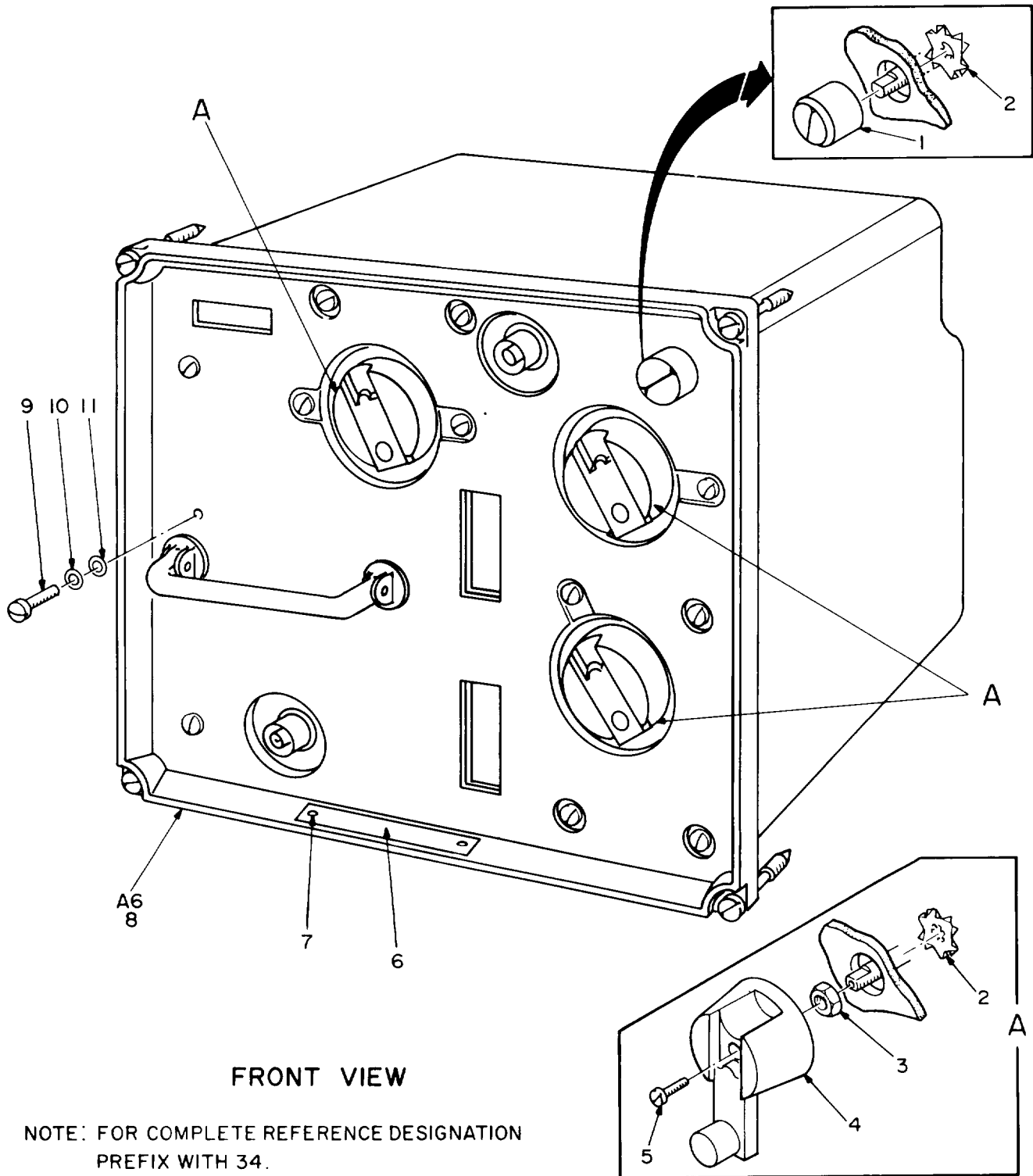
NOTE: FOR COMPLETE REFERENCE DESIGNATION
PREFIX WITH 37MPI.

EL4WG191

Figure 133. Panel, Control (37MP1)

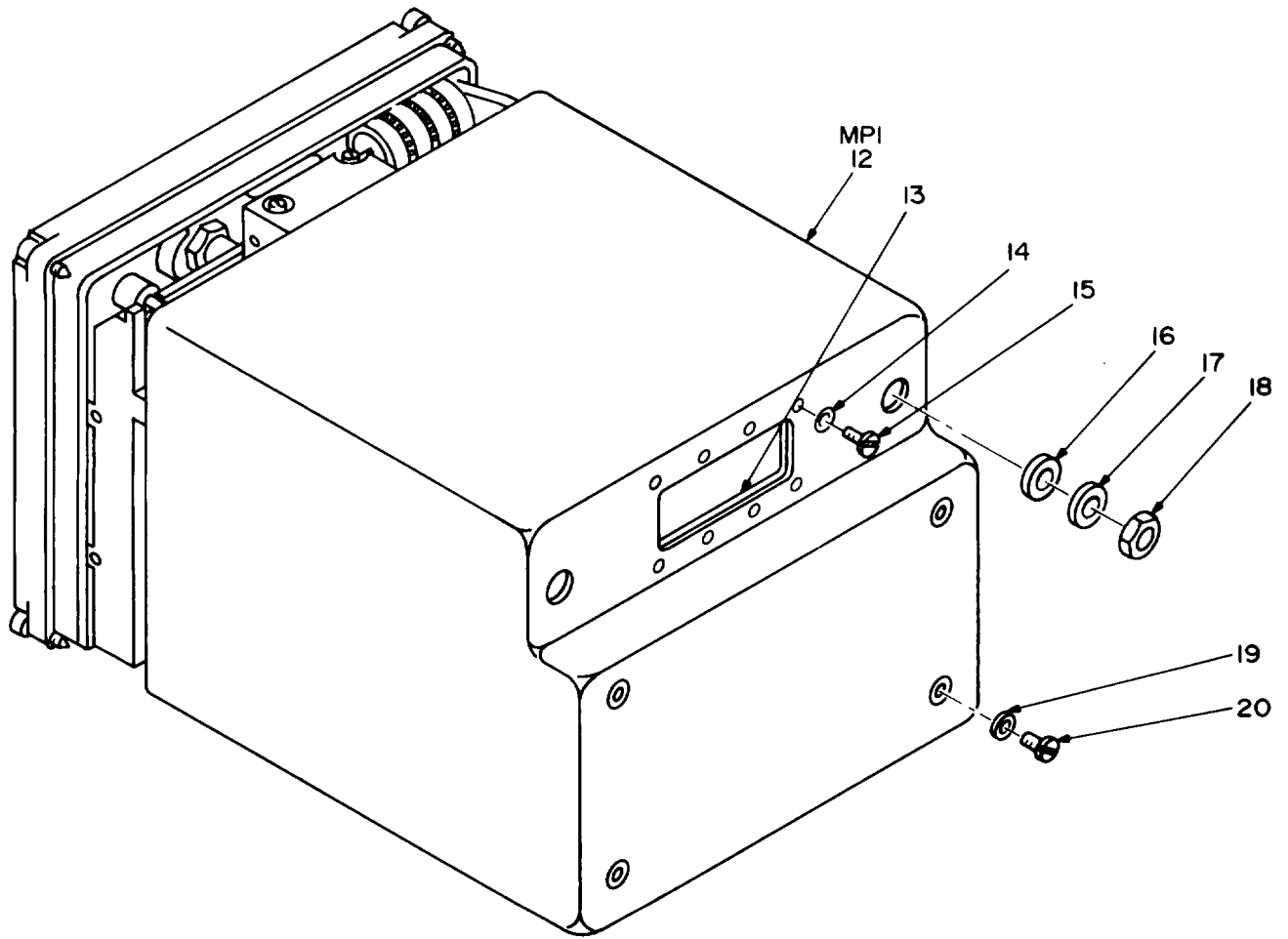
SECTION II TM11-5820-540-20P

(1) ITEM NO	(2) SMR CODE	(3) FSCM	(4) PART NUMBER	(5) DESCRIPTION AND USABLE ON CODE (UOC)	(6) QTY
				GROUP 1504 PANEL, CONTROL (37MP1)	
				FIGURE 133	
17	PAOZZ	90073	195-634-8	WASHER	4
18	PAOZZ	80063	SM-B-697599	SCREW, EXTERNALLY RE	4
				END OF FIGURE	



EL4WG192

Figure 134. Amplifier Converter AM-4318/GRC-103(V) (34) (Sheet 1 of 3)

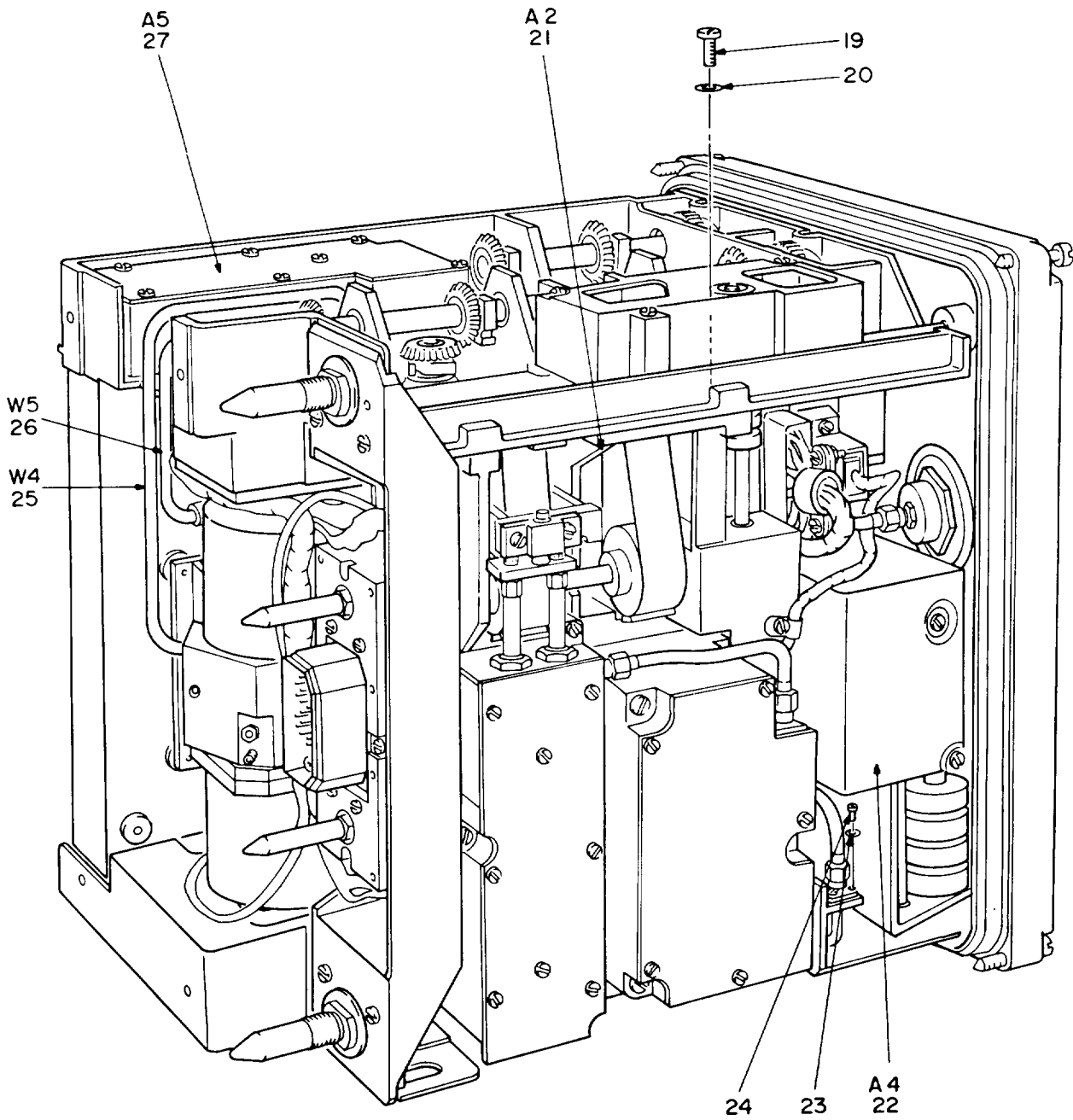


REAR VIEW

NOTE: FOR COMPLETE REFERENCE DESIGNATION
PREFIX WITH 34.

EL4WG193

Figure 134. Amplifier Converter AM-4318/GRC-103(V) (34) (Sheet 2 of 3)



TOP-REAR VIEW

NOTE: FOR COMPLETE REFERENCE DESIGNATION
PREFIX WITH 34.

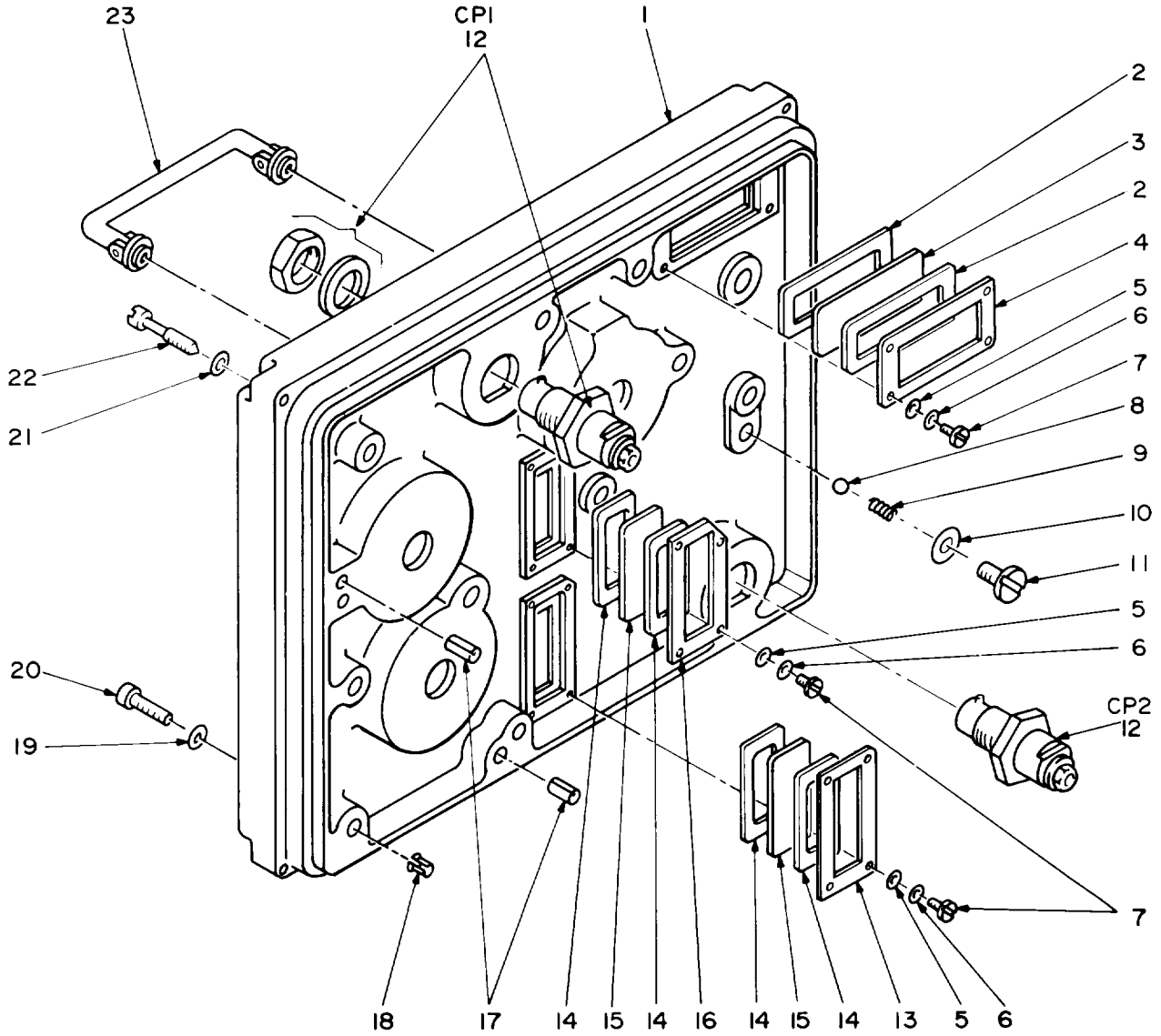
EL4WG194

Figure 134. Amplifier Converter AM-4318/GRC-103(V) (34) (Sheet 3 of 3)

SECTION II

TM11-5820-540-20P

(1) ITEM NO	(2) SMR CODE	(3) FSCM	(4) PART NUMBER	(5) DESCRIPTION AND USABLE ON CODE (UOC)	(6) QTY
GROUP 16 AMPLIFIER CONVERTER AM-4318/GRC-103(V) (34)					
FIGURE 134					
1	PAOZZ	96906	MS91528-1N4B	KNOB	1
2	PAOZZ	80063	SM-B-698182	WASHER, SPRING TENSI	4
3	PAOZZ	80063	SM-B-698174	NUT, PLAIN, HEXAGON	3
4	PAOZZ	80063	SM-B-698185	CRANK, HAND	3
5	PAOZZ	16941	LP57D40S6X2	SCREW, SELF-LOCKING	3
12	XBOZZ	80063	SM-E-696338	COVER, AMP-CONVERTER	1
13	XBOZZ	80063	SM-B-698176	GASKET	2
14	XBOZZ	90073	195-634-4	WASHER, SPRING TENSI	15
15	XBOZZ	80063	SM-C-696608-20	SCREW, MACHINE	9
16	PAOZZ	80063	SM-B-698179	GASKET	2
17	PAOZZ	80063	SM-B-698178	WASHER, FLAT	2
18	PAOZZ	80063	SM-B-698180	NUT, PLAIN, HEXAGON	2
19	XBOZZ	80063	SM-C-696608-33	SCREW, MACHINE	12
20	XBOZZ	90073	195-634-6	WASHER, SPRING TENSI	12
22	PAODD	80063	SM-E-696460	CONTROL, INDICATOR SEE FIGURE 143 FOR PARTS BREAKDOWN	1
END OF FIGURE					



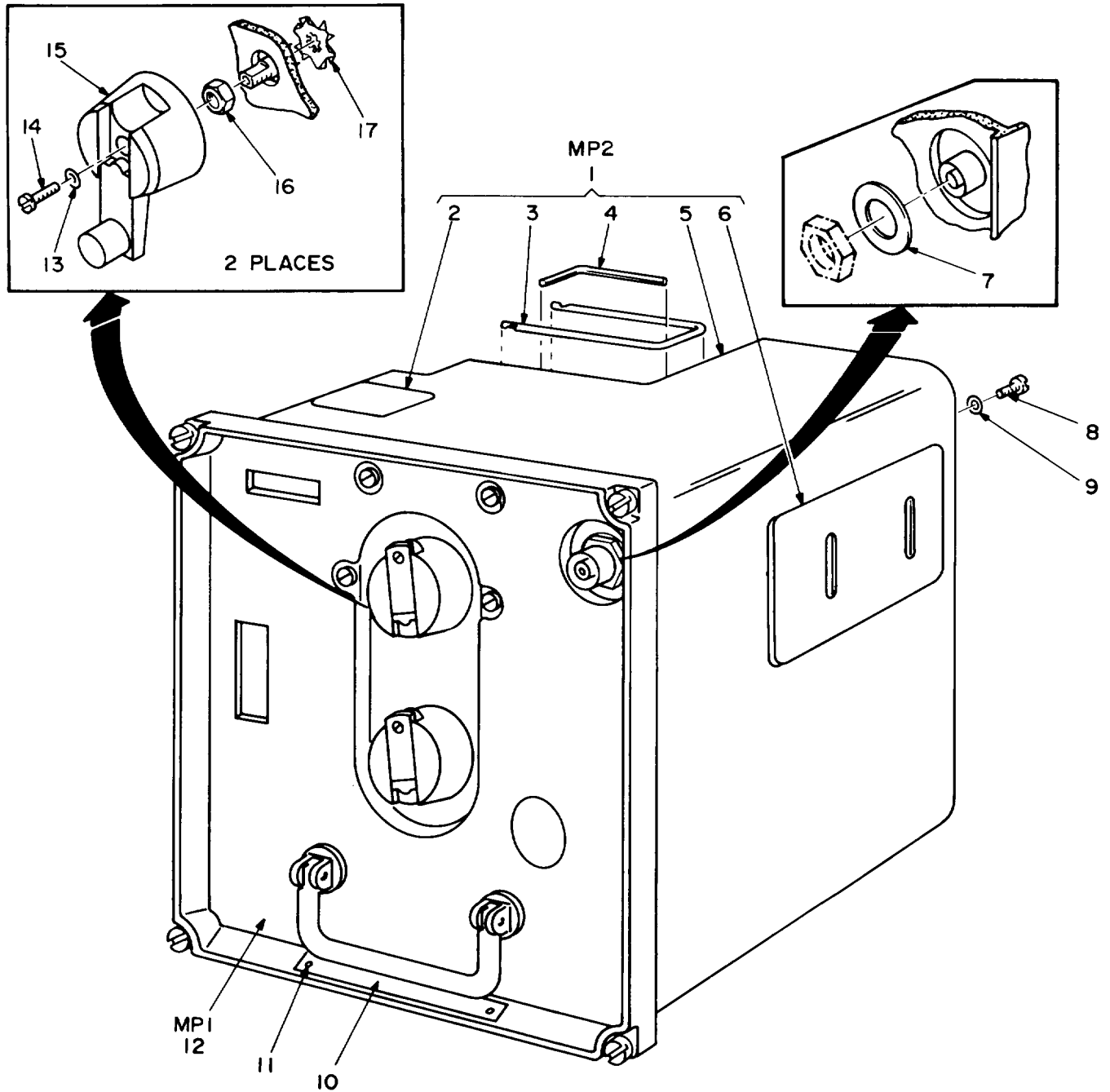
NOTE: FOR COMPLETE REFERENCE DESIGNATION
PREFIX WITH 34A6.

EL4WG217

Figure 145. Panel, Control (34A6)

SECTION II TM11-5820-540-20P

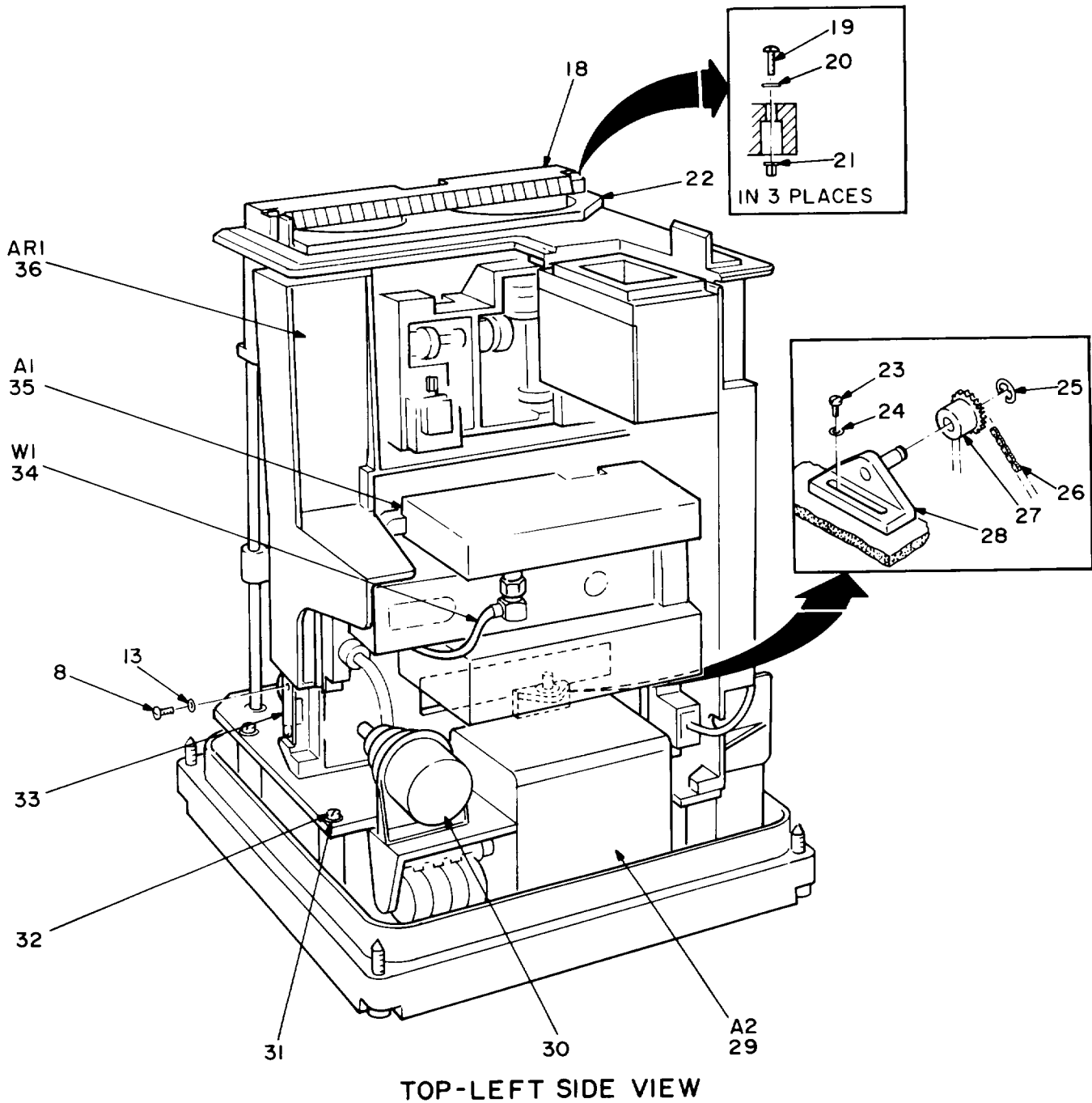
(1) ITEM NO	(2) SMR CODE	(3) FSCM	(4) PART NUMBER	(5) DESCRIPTION AND USABLE ON CODE (UOC)	(6) QTY
				GROUP 1605 PANEL, CONTROL (34A6)	
				FIGURE 145	
21	PAOZZ	90073	195-634-8	WASHER	4
22	PAOZZ	80063	SM-B-697599	SCREW, EXTERNALLY RE	4
				END OF FIGURE	



NOTE: FOR COMPLETE REFERENCE DESIGNATION
PREFIX WITH 38.

EL4WG220

Figure 148. Amplifier-Frequency Multiplier AM-4322/GRC-103(V) or AM-4322A/GRC-103(V) (38) (Sheet 1 of 2)



NOTE: FOR COMPLETE REFERENCE DESIGNATION
PREFIX WITH 38.

EL4WG22I

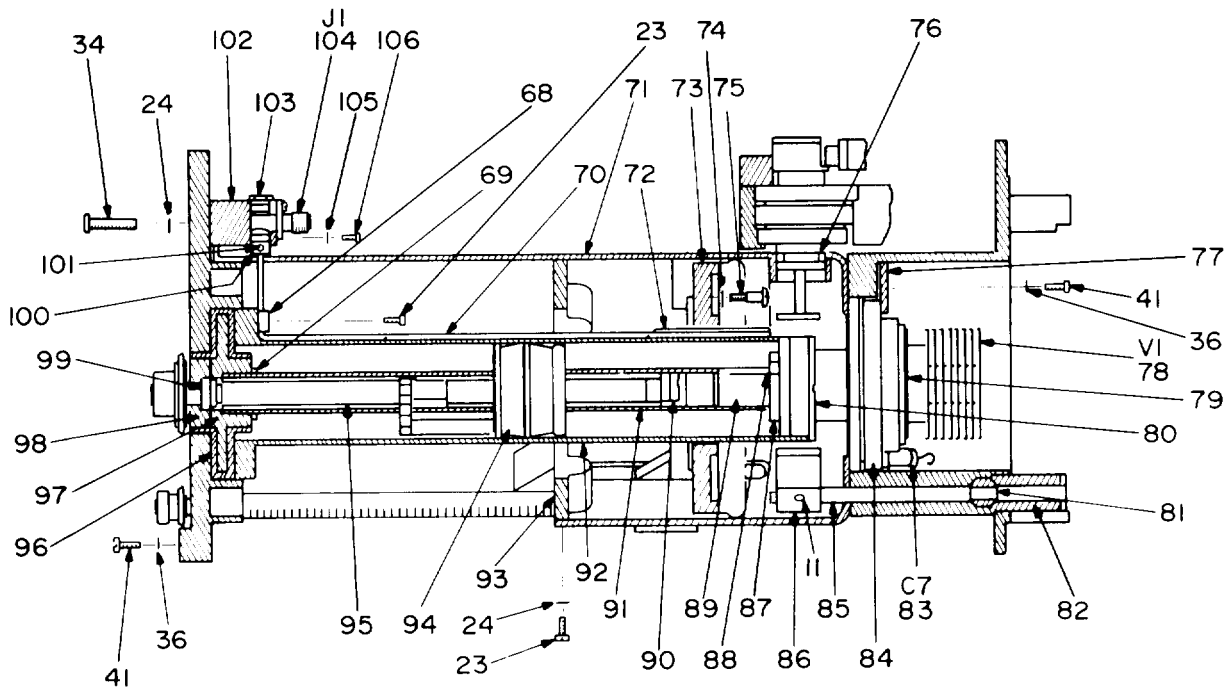
Figure 148. Amplifier-Frequency Multiplier AM-4322/GRC-103(V) or AM-4322A/GRC-103(V) (38) (Sheet 2 of 2)

SECTION II

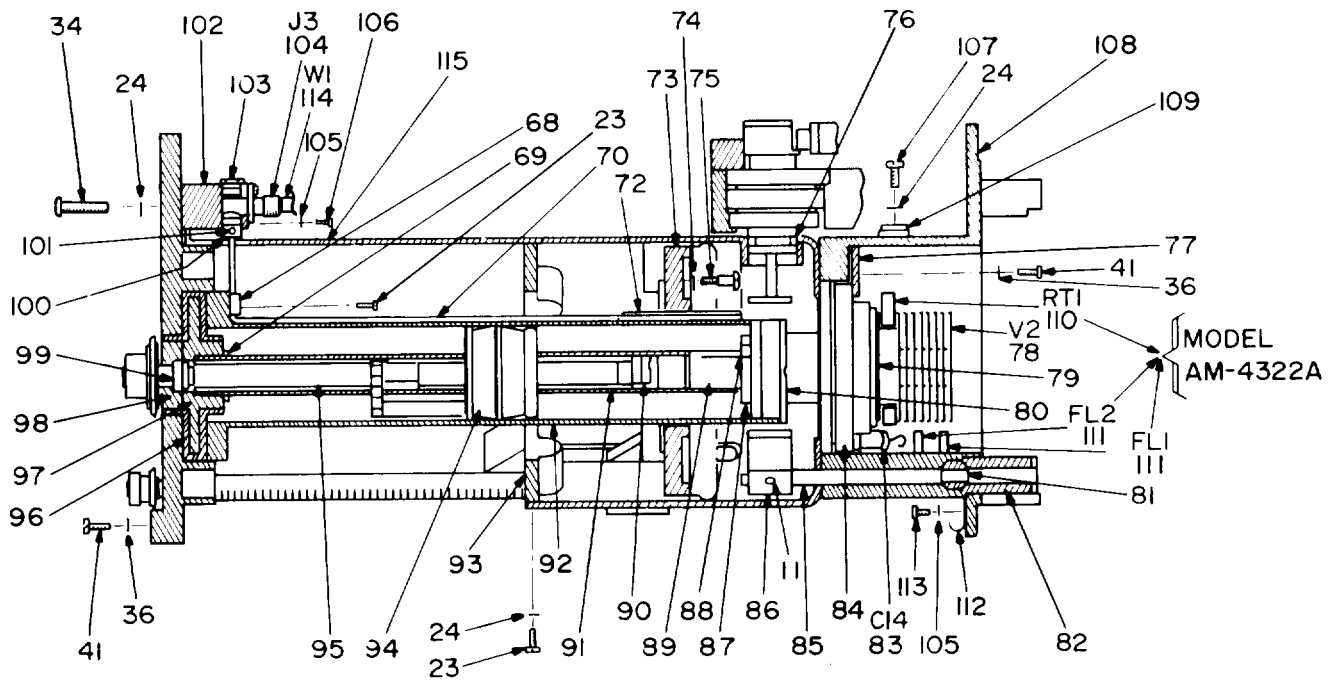
TM11-5820-540-20P

(1) ITEM NO	(2) SMR CODE	(3) FSCM	(4) PART NUMBER	(5) DESCRIPTION AND USABLE ON CODE (UOC)	(6) QTY
GROUP 17 AMPLIFIER-FREQUENCY MULTIPLIER AM-4322/GRC-103 (V) OR AM-4322A/GRC-103(V) (38)					
FIGURE 148					
1	PAOZZ	80063	SM-D-696421	COVER,AMPL-FREQ UOC:EMC	1
1	XBOZZ	80063	SM-D-978749	COVER,AMPL-FREQUEN UOC:EMD	1
2	XBOZZ	80063	SM-C-697642	COVER ACCESS-SUB	1
3	XBOZZ	80063	SM-B-697645	RETAINER,CAPACITOR	1
4	XBOZZ	56878	05853-03	KEY, SOCKET HEAD SCR UOC:EMC	1
5	XBOZZ	80063	SM-D-697634	COVER, AMP-FREQUEN UOC:EMC	1
5	XBOZZ	80063	SM-D-978751	COVER,AMPL-FREQUEN UOC:EMD	1
6	XBOZZ	80063	SM-C-697639	COVER PLATE, ACCESS	1
8	PAOZZ	80063	SM-C-696608-18	SCREW, MACHINE	13
9	PAOZZ	96906	MS9549-04	WASHER, FLAT	11
13	PAOZZ	90073	195-634-4	WASHER, SPRING TENSI	4
14	PAOZZ	16941	LP57D40S6X2	SCREW, SELF-LOCKING	2
15	PAOZZ	80063	SM-B-698185	CRANK, HAND	2
16	PAOZZ	80063	SM-B-698174	NUT, PLAIN, HEXAGON	2
18	XBOZZ	80063	SM-C-697616	RETAINER, ELECTRON UOC:EMC	1
18	XBOZZ	80063	SM-C-978755	RETAINER, ELECTRON UOC:EMD	1
19	XBOZZ	80063	SM-C-696608-23	SCREW, MACHINE	2
20	XBOZZ	90073	195-634-4	WASHER, SPRING TENSI	2
21	XBOZZ	80063	SM-B-696606-1	CLIP, SPLIT, TUBULAR	2
29	PAOLL	80063	SM-E-696508	CONTROL, INDICATOR SEE FIGURE 152 FOR PARTS BREAKDOWN	1
30	PAOZZ	80063	SM-A-794144	ELECTRON TUBE	1

END OF FIGURE



LEFT HAND CAVITY SECTION



RIGHT HAND CAVITY SECTION

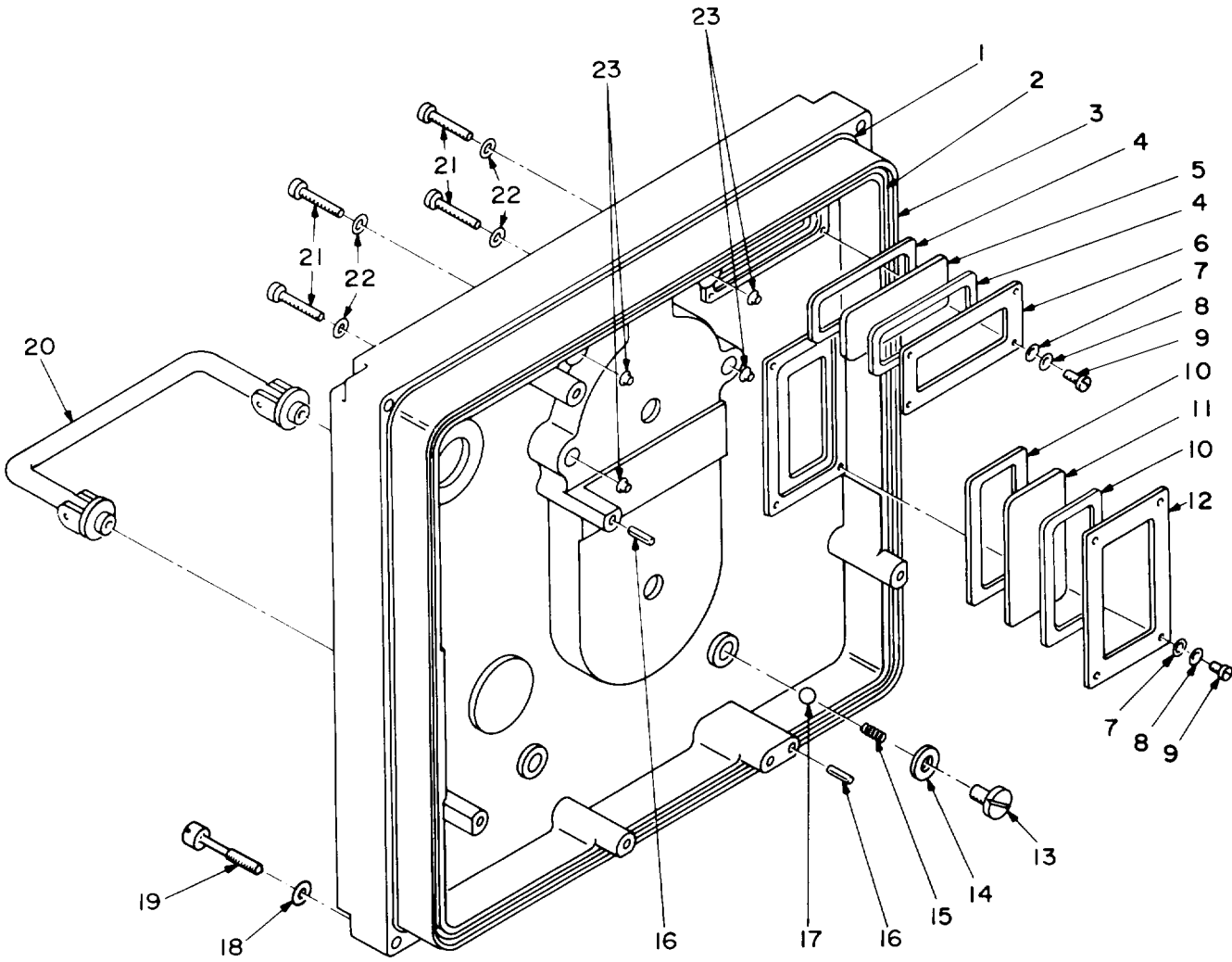
NOTE: FOR COMPLETE REFERENCE DESIGNATION
PREFIX WITH 38ARIARI.

EL4WG234

Figure 157. Amplifier, Radio Frequency (38ARIAR1)

SECTION II TM11-5820-540-20P

(1) ITEM NO	(2) SMR CODE	(3) FSCM	(4) PART NUMBER	(5) DESCRIPTION AND USABLE ON CODE (UOC)	(6) QTY
				GROUP 170302 AMPLIFIER, RADIO FREQUENCY (38AR1AR1)	
				FIGURE 157	
78	PAOZZ	80063	SM-A-794144	ELECTRON TUBE	2
				END OF FIGURE	



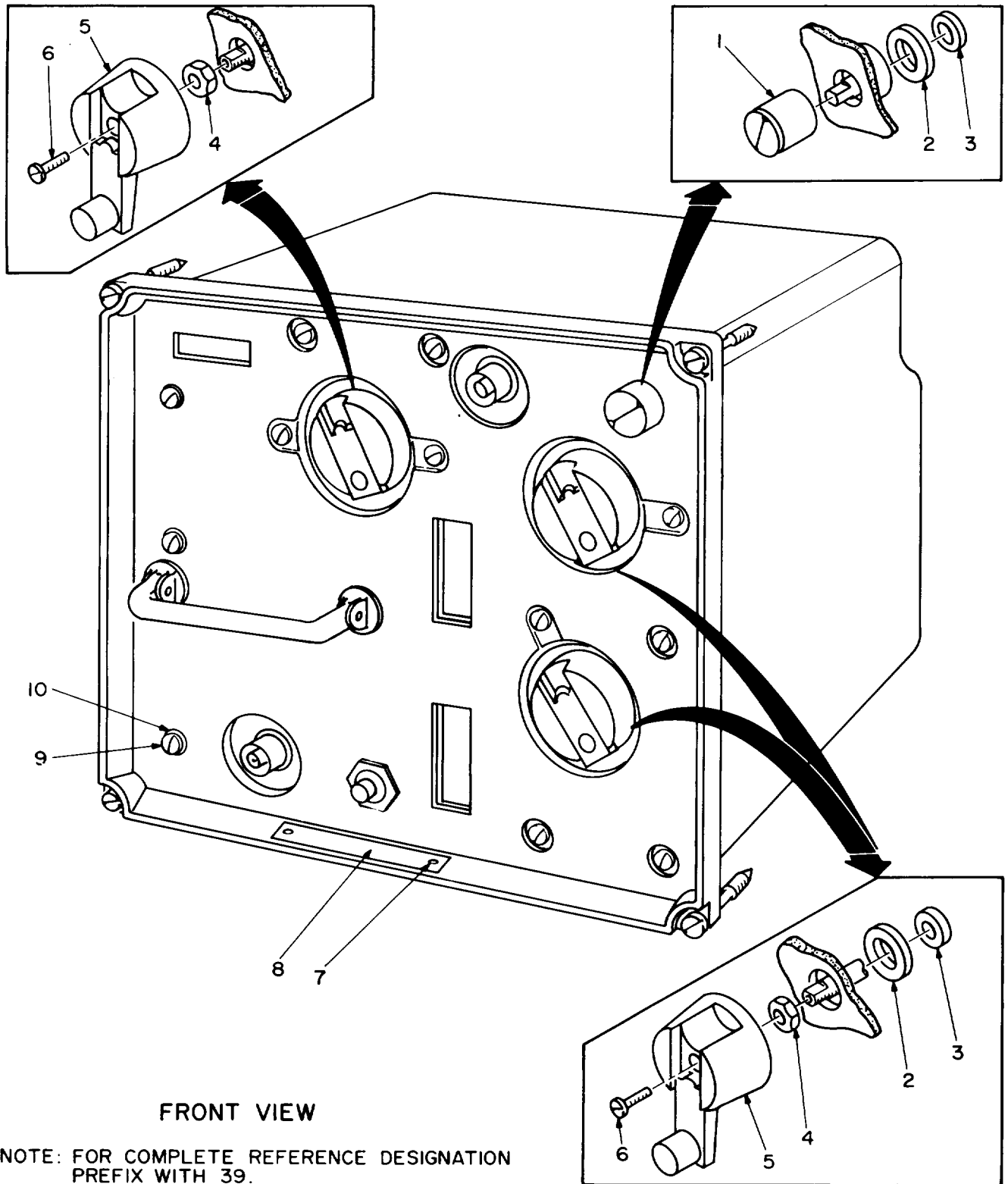
NOTE: FOR COMPLETE REFERENCE DESIGNATION
PREFIX WITH 38MPI.

EL4WG235

Figure 158. Panel, Control (38MP1)

SECTION II TM11-5820-540-20P

(1) ITEM NO	(2) SMR CODE	(3) FSCM	(4) PART NUMBER	(5) DESCRIPTION AND USABLE ON CODE (UOC)	(6) QTY
				GROUP 1704 PANEL, CONTROL (38MP1)	
				FIGURE 158	
18	PAOZZ	90073	195-634-8	WASHER	4
19	PAOZZ	80063	SM-B-697599	SCREW,EXTERNALLY RE	4
21	PAOZZ	80063	SM-B-697597	SCREW,MACHINE	4
22	PAOZZ	90073	195-634-6	WASHER,SPRING TENSI	4
23	PAOZZ	80063	SM-B-696606-2	CLIP,SPLIT TUBULAR	4
				END OF FIGURE	

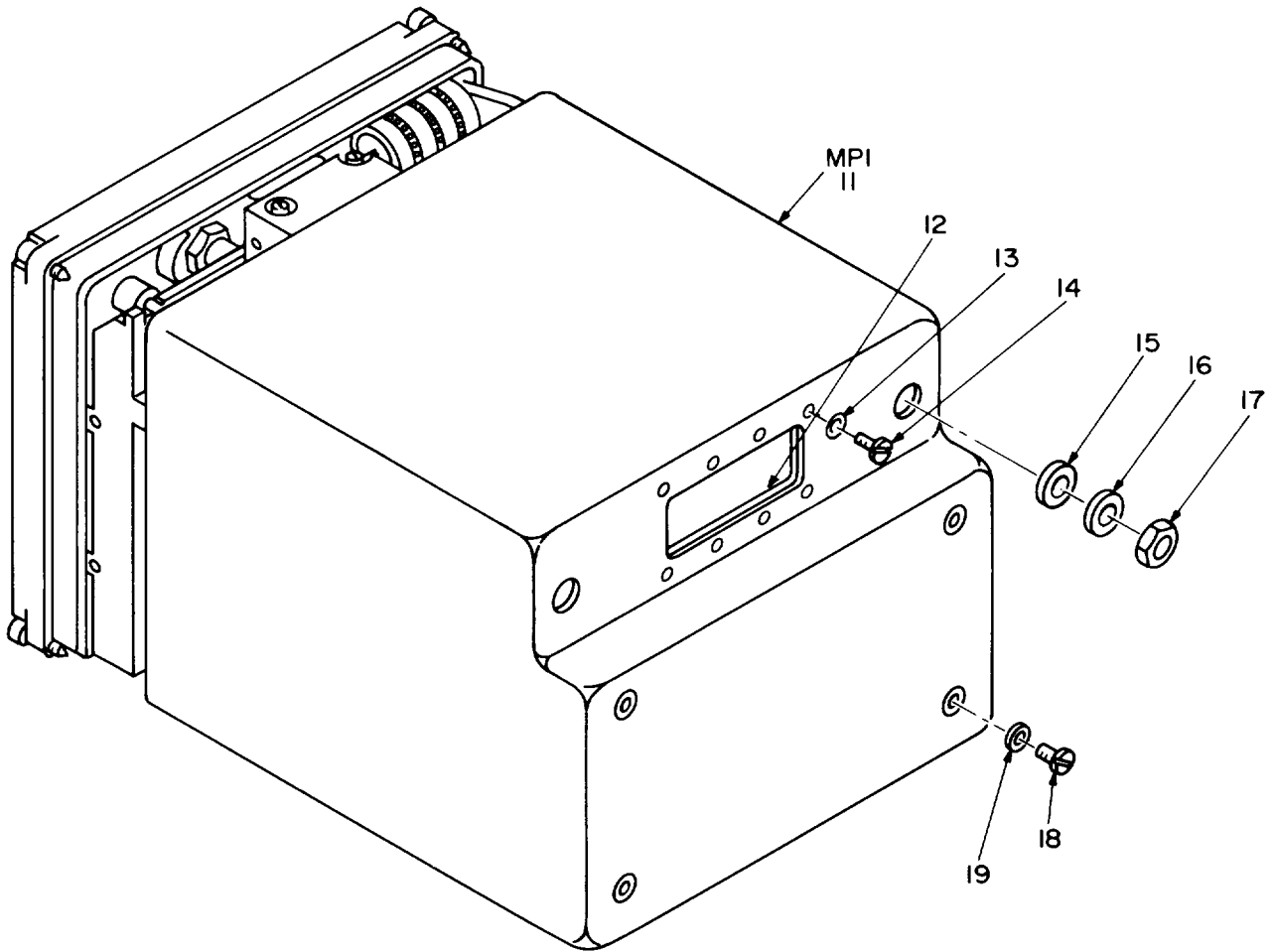


FRONT VIEW

NOTE: FOR COMPLETE REFERENCE DESIGNATION
PREFIX WITH 39.

EL4WG236

Figure 159. Amplifier, Converter AM-4319/GRC-103(V) (39) (Sheet 1 of 4)

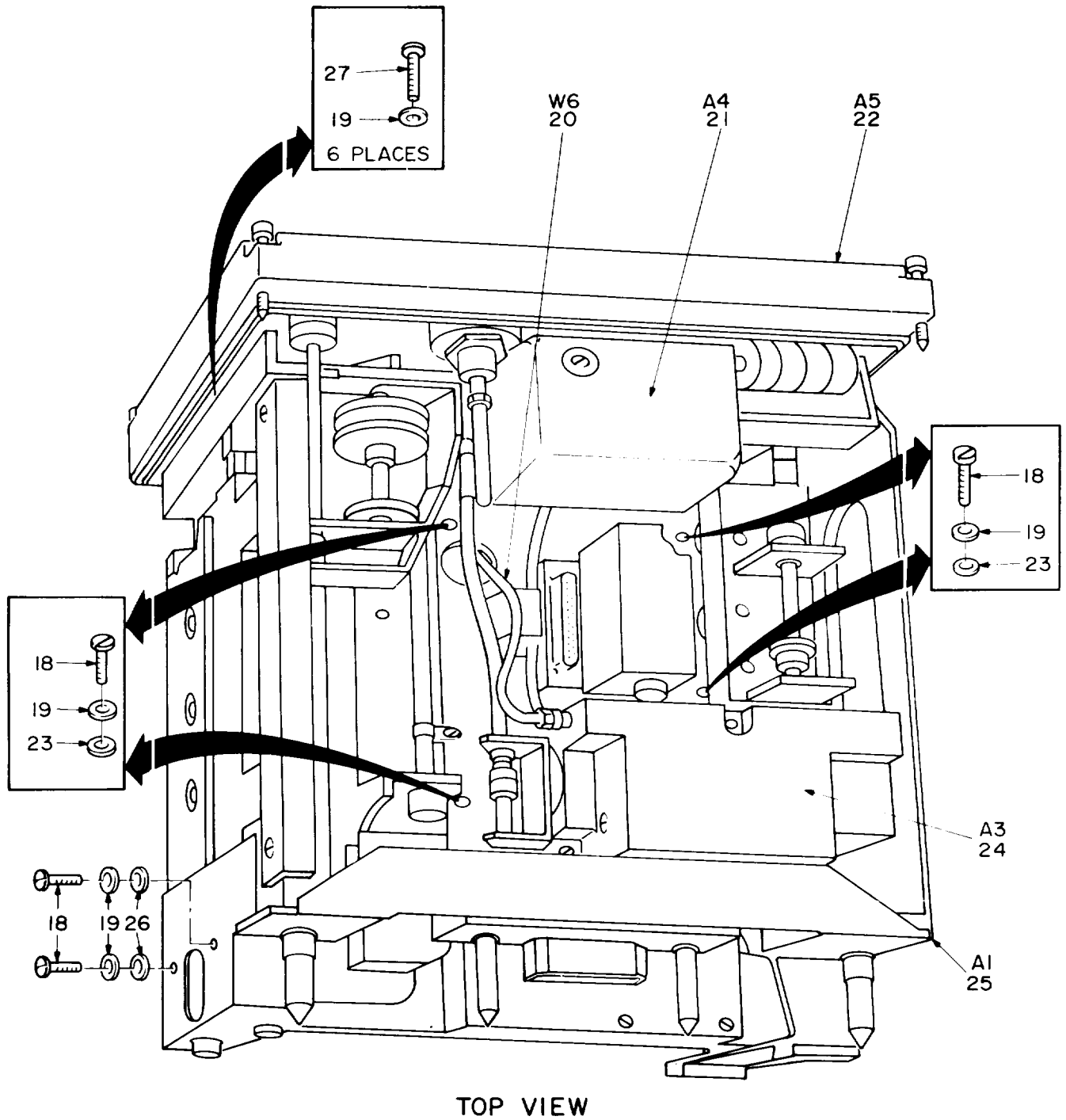


REAR VIEW

NOTE: FOR COMPLETE REFERENCE DESIGNATION
PREFIX WITH 39.

EL4WG237

Figure 159. Amplifier, Converter AM-4319/GRC-103(V) (39) (Sheet 2 of 4)

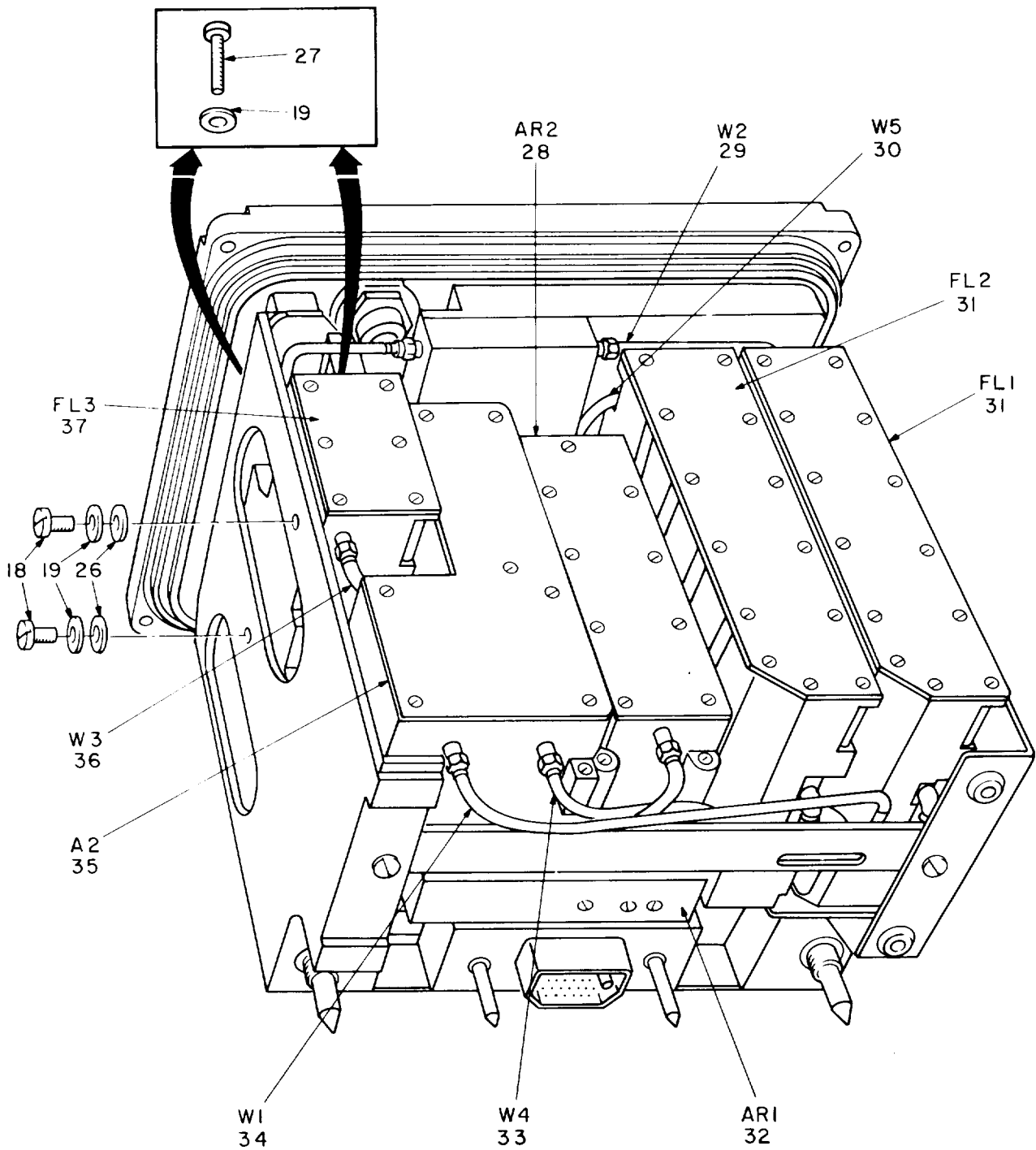


TOP VIEW

NOTE: FOR COMPLETE REFERENCE DESIGNATION
PREFIX WITH 39.

EL4WG238

Figure 159. Amplifier, Converter AM-4319/GRC-103(V) (39) (Sheet 3 of 4)



NOTE: FOR COMPLETE REFERENCE
DESIGNATION PREFIX
WITH 39.

BOTTOM VIEW

EL4WG239

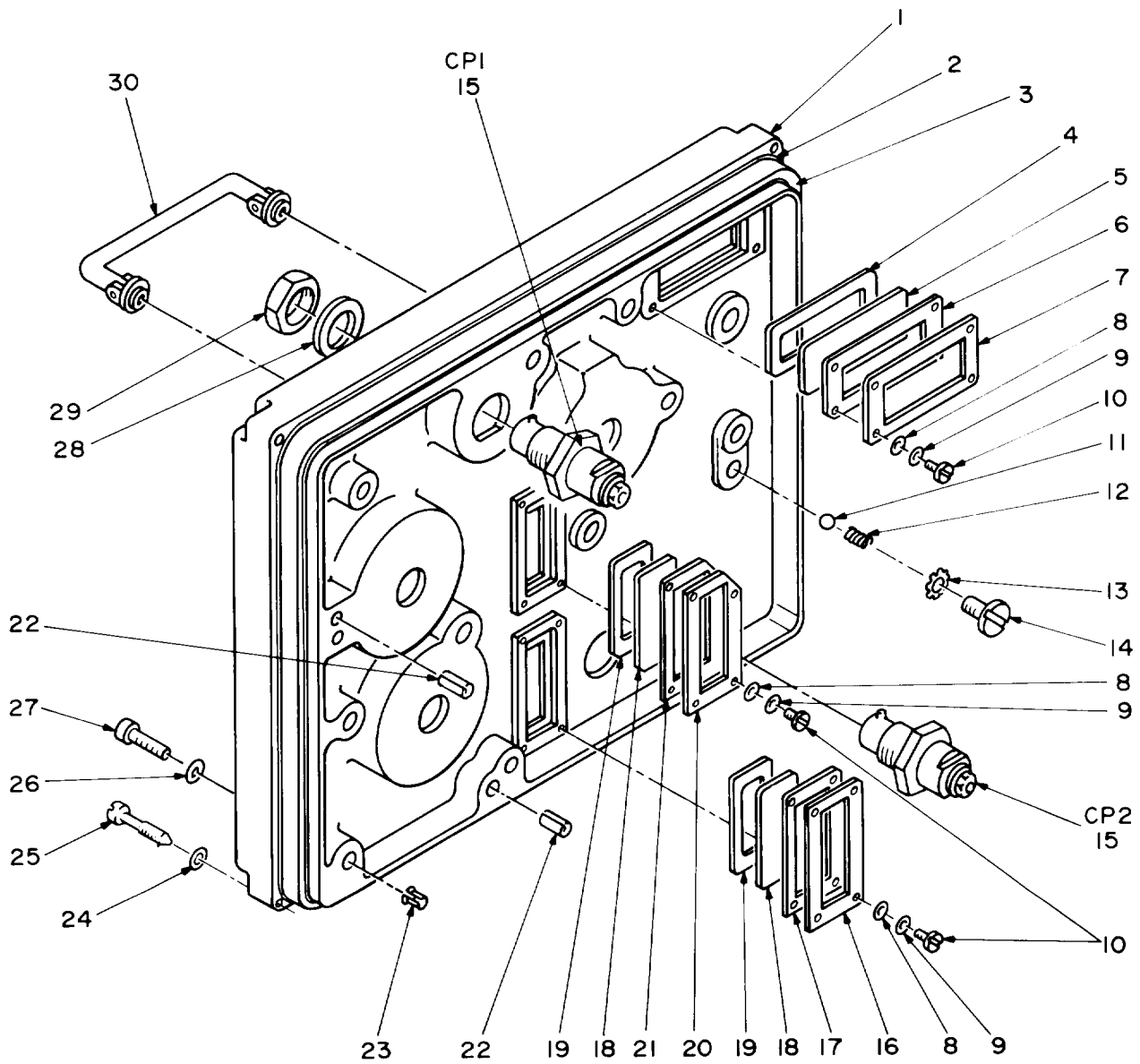
Figure 159. Amplifier, Converter AM-4319/GRC-103(V) (39) (Sheet 4 of 4)

SECTION II

TM11-5820-540-20P

(1) ITEM NO	(2) SMR CODE	(3) FSCM	(4) PART NUMBER	(5) DESCRIPTION AND USABLE ON CODE (UOC)	(6) QTY
GROUP 18 AMPLIFIER, CONVERTER AM-4319/GRC-103(V) (39)					
FIGURE 159					
1	PAOZZ	96906	MS91528-1N4B	KNOB	1
4	PAOZZ	80063	SM-B-698174	NUT, PLAIN, HEXAGON	3
5	PAOZZ	80063	SM-B-698185	CRANK, HAND	3
6	PAOZZ	16941	LP57D40S6X2	SCREW, SELF-LOCKING	3
11	XBOZZ	80063	SM-E-696338	COVER, AMPLIFIER-CON	1
12	XBOZZ	80063	SM-B-794423	SHIELDING GASKET, EL	1
13	PAOZZ	90073	195-634-4	WASHER, SPRING TENSI	8
14	XBOZZ	80063	SM-C-696608-20	SCREW, MACHINE	8
15	XBOZZ	80063	SM-B-794424	SHIELDING GASKET, EL	2
16	PAOZZ	80063	SM-B-698178	WASHER, FLAT	2
17	PAOZZ	80063	SM-B-698180	NUT, PLAIN, HEXAGON	2
18	XBOZZ	80063	SM-C-696608-33	SCREW, MACHINE	12
19	PAOZZ	90073	195-634-6	WASHER, SPRING TENSI	20
21	PFOLL	80063	SM-E-794074	CONTROL, INDICATOR SEE FIGURE 167 FOR PARTS BREAKDOWN	1
23	PAOZZ	80063	SM-B-794125	WASHER, FLAT	4
32	PAOLL	80063	SM-D-794077	AMPLIFIER, RADIO FRE SEE FIGURE 169 FOR PARTS BREAKDOWN	1

END OF FIGURE



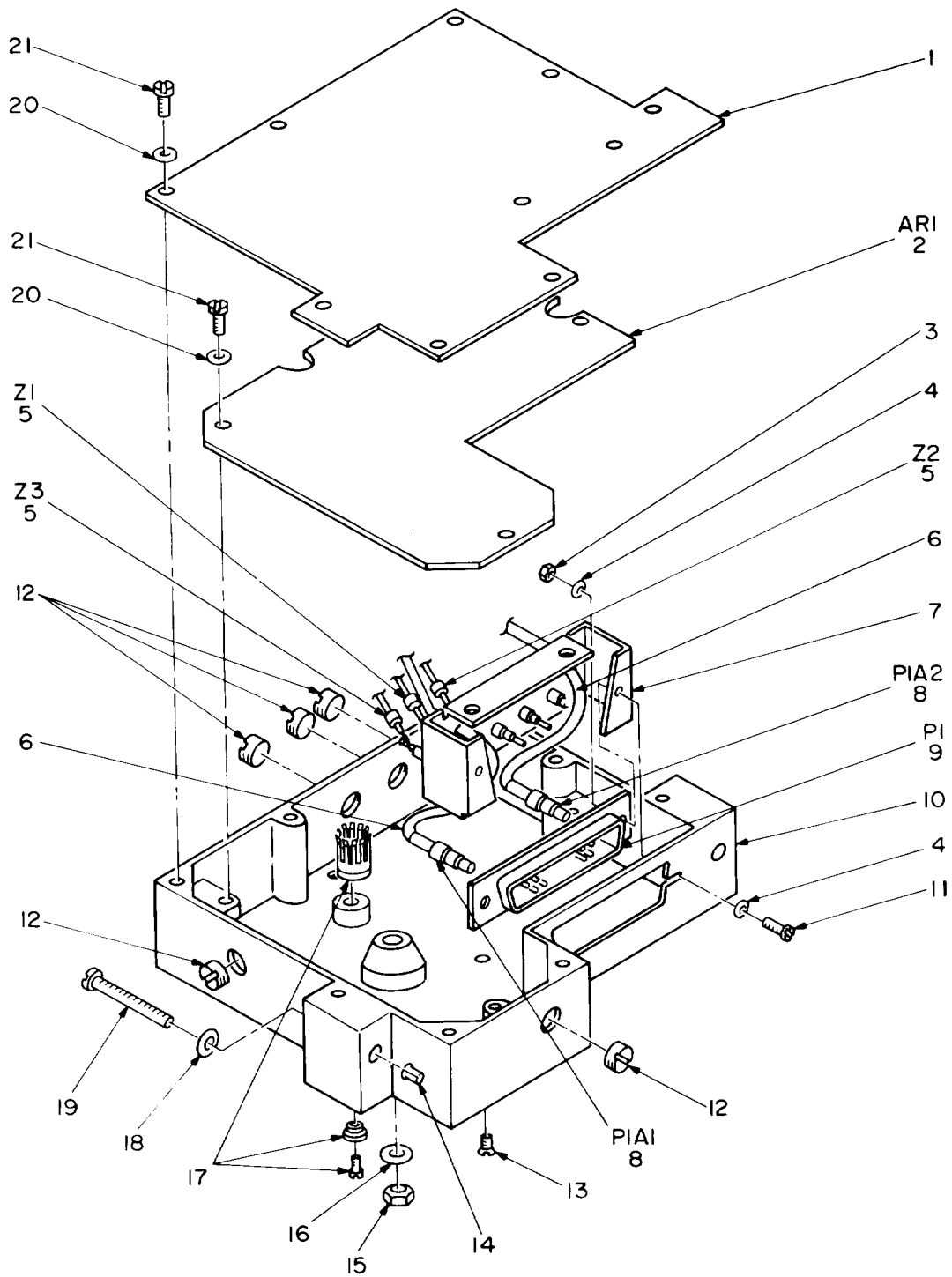
NOTE: FOR COMPLETE REFERENCE DESIGNATION
 PREFIX WITH 39A5.

EL4WG250

Figure 168. Panel, Control (39A5)

SECTION II TM11-5820-540-20P

(1) ITEM NO	(2) SMR CODE	(3) FSCM	(4) PART NUMBER	(5) DESCRIPTION AND USABLE ON CODE (UOC)	(6) QTY
				GROUP 1805 PANEL, CONTROL (39A5)	
				FIGURE 168	
2	PAOZZ	80063	SM-B-697537	SHIELD,GASKET ELECT	1
24	PAOZZ	90073	195-634-10	WASHER,SPRING TENSI	4
25	PAOZZ	80063	SM-B-697599	SCREW,EXTERNALLY RE	4
26	PAOZZ	96906	MS35333-71	WASHER, LOCK	9
27	PAOZZ	80063	SM-B-697597	SCREW,MACHINE	9
				END OF FIGURE	



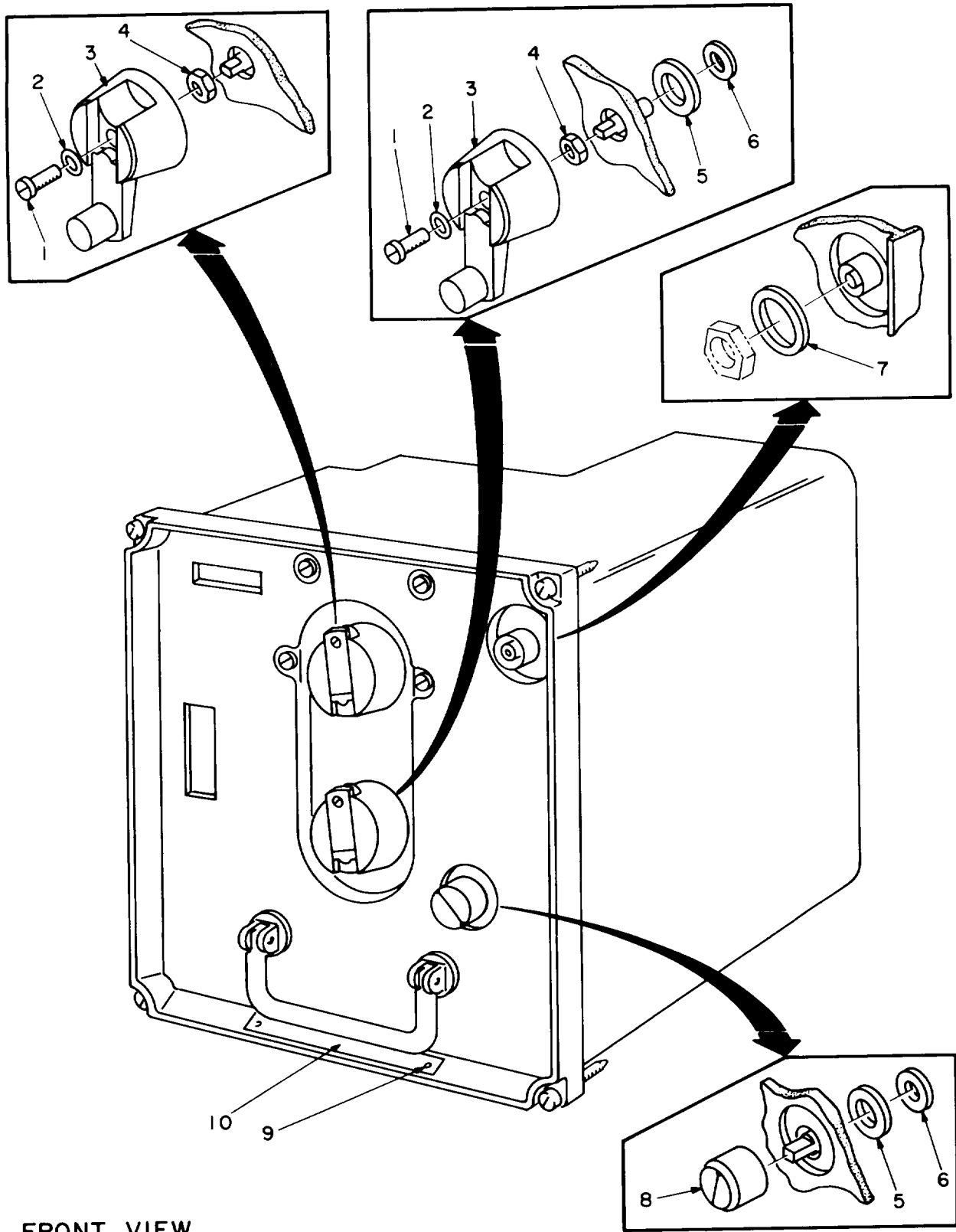
NOTE: FOR COMPLETE REFERENCE DESIGNATION
PREFIX WITH 39AR1.

EL4WG251

Figure 169. Amplifier, Radio Frequency Assembly (39AR1)

SECTION II TM11-5820-540-20P

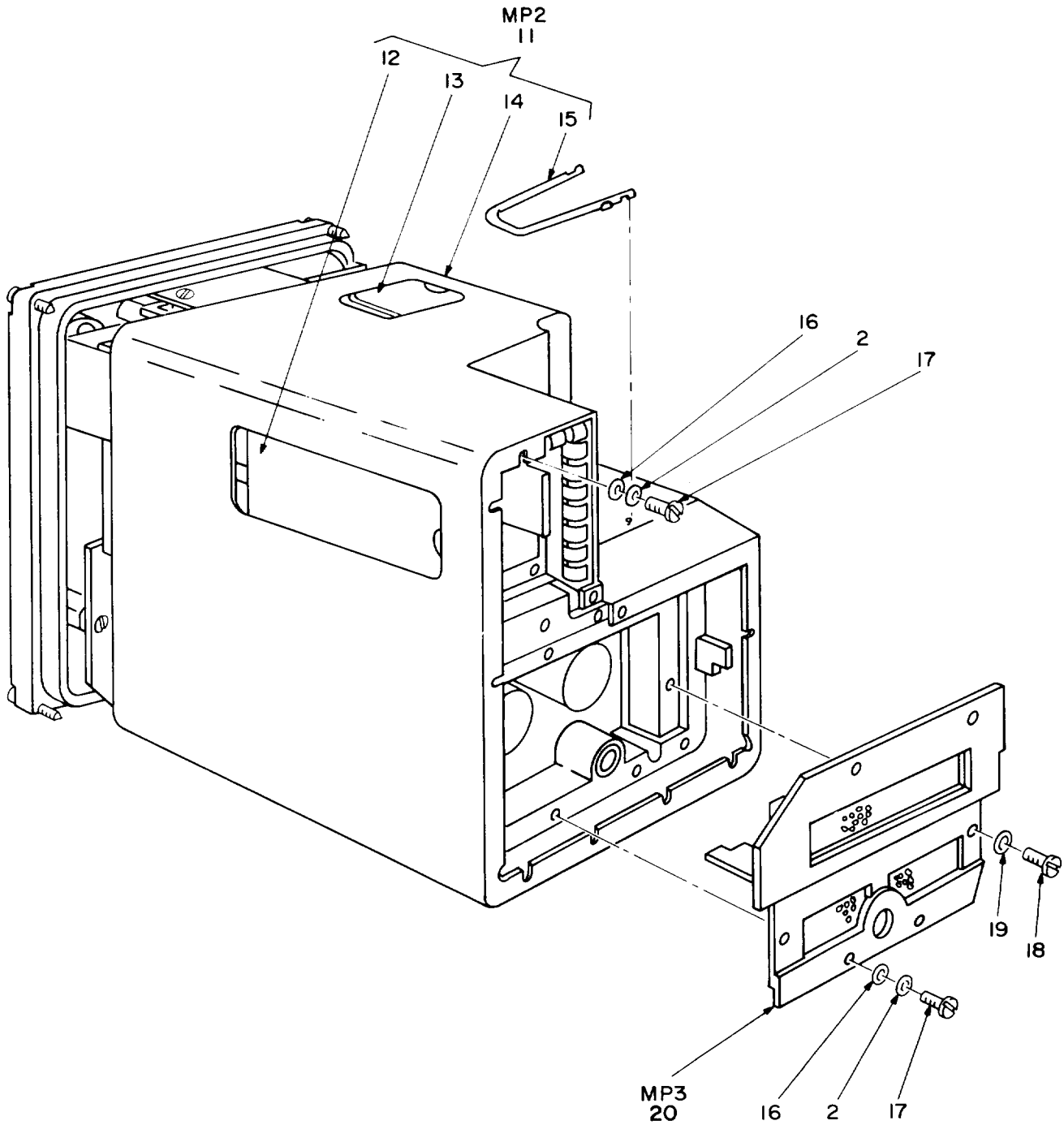
(1) ITEM NO	(2) SMR CODE	(3) FSCM	(4) PART NUMBER	(5) DESCRIPTION AND USABLE ON CODE (UOC)	(6) QTY
				GROUP 1806 AMPLIFIER,RADIO FREQUENCY ASSEMBLY (39AR1)	
				FIGURE 169	
14	PAOZZ	80063	SM-B-696606-2	CLIP,SPLIT TUBULAR	2
18	PAOZZ	90073	195-634-6	WASHER,SPRING TENSI	2
19	PAOZZ	80063	SM-C-696608-39	SCREW,MACHINE	2
				END OF FIGURE	



FRONT VIEW

EL4WG256

Figure 173. Amplifier-Frequency Multiplier AM-4323/GRC-103(V)
(40) (Sheet 1 of 4)

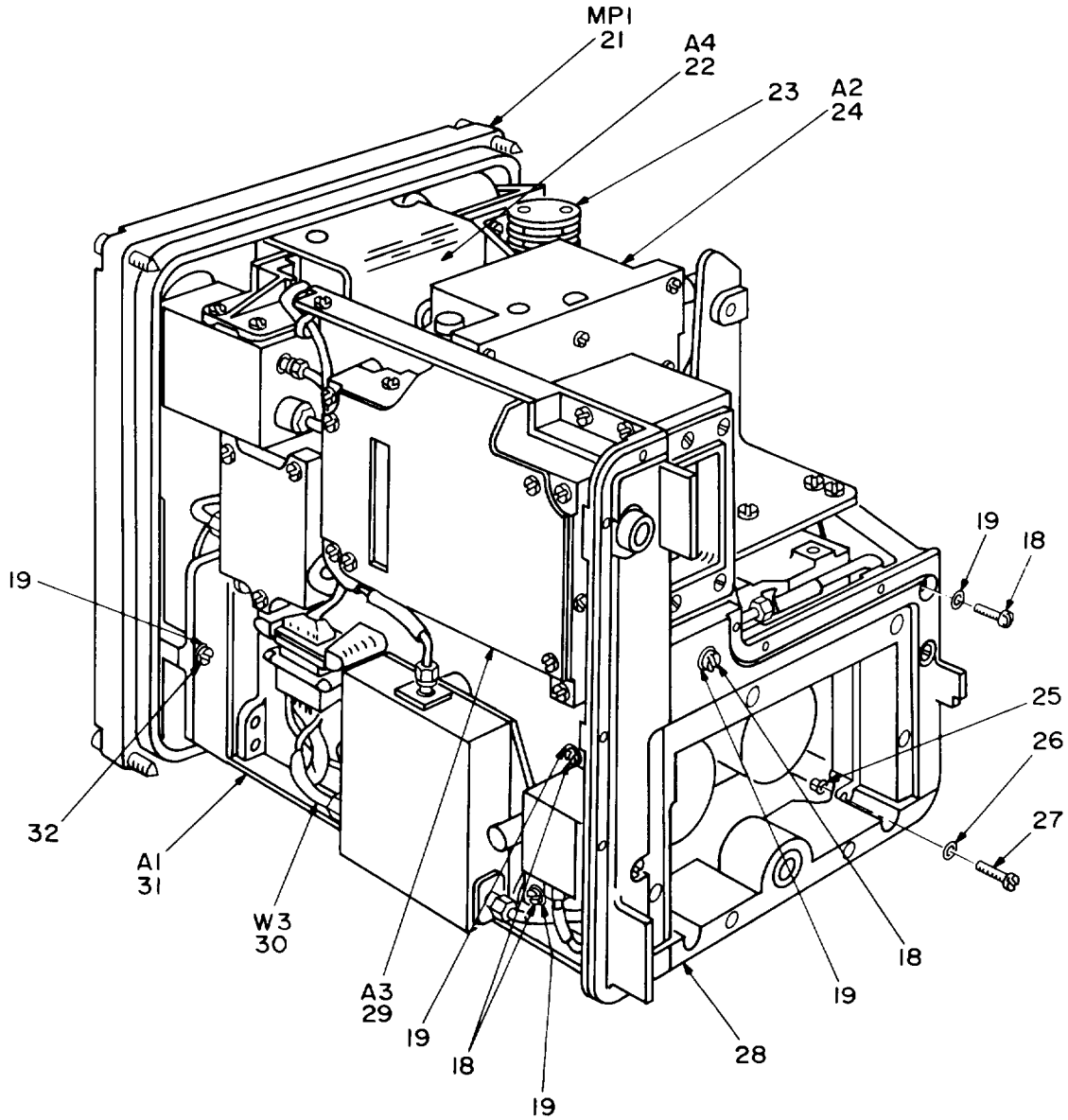


REAR VIEW

NOTE: FOR COMPLETE REFERENCE DESIGNATION
PREFIX WITH 40.

EL4WG257

Figure 173. Amplifier-Frequency Multiplier AM-4323/GRC-103(V)
(40) (Sheet 2 of 4)

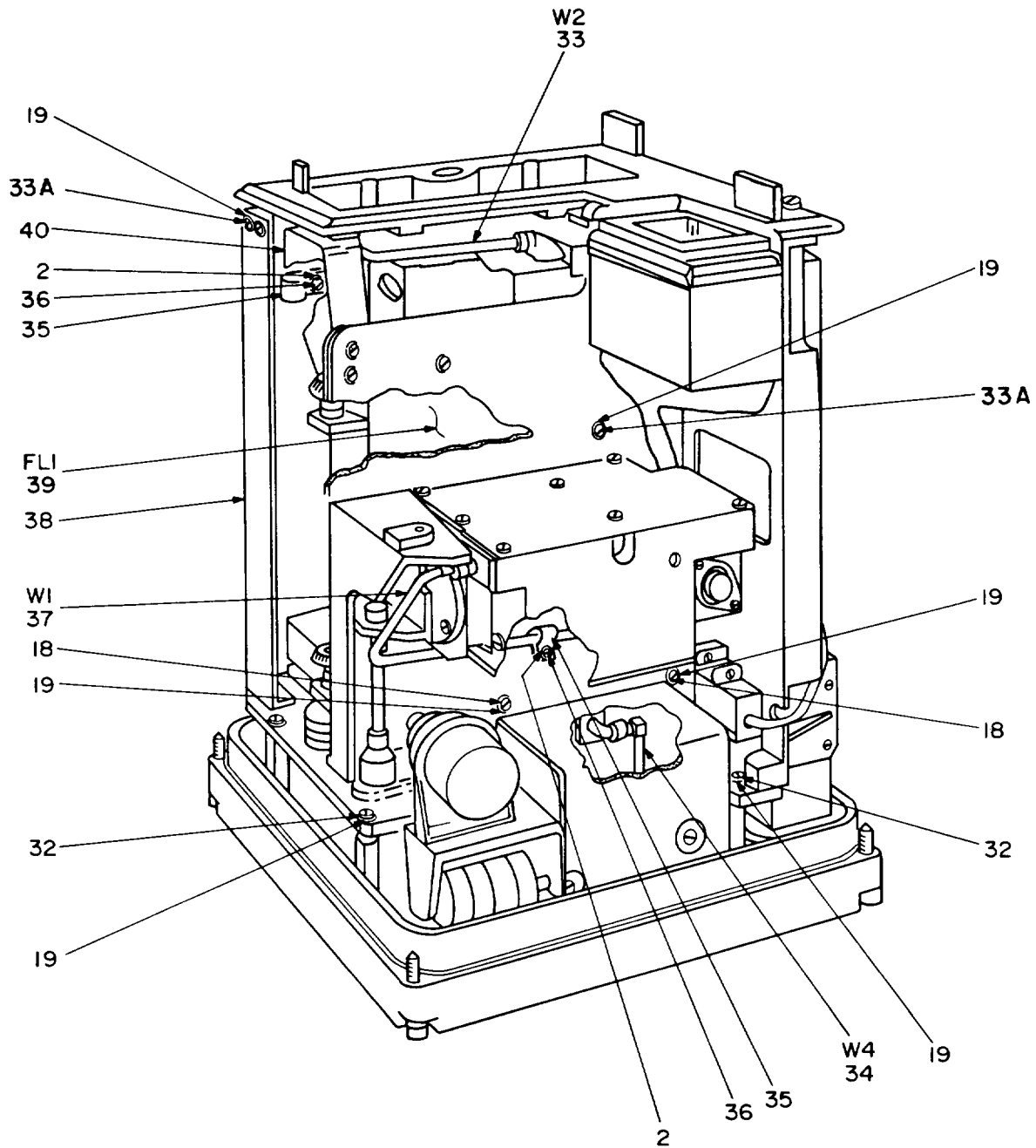


RIGHT VIEW

NOTE: FOR COMPLETE REFERENCE DESIGNATION
PREFIX WITH 40.

EL4WG258

Figure 173. Amplifier-Frequency Multiplier AM-4323/GRC-103(V)
(40) (Sheet 3 of 4)



LEFT VIEW

NOTE: FOR COMPLETE REFERENCE DESIGNATION
PREFIX WITH 40.

EL4WG259

Figure 173. Amplifier-Frequency Multiplier AM-4323/GRC-103(V)
(40) (Sheet 4 of 4)

SECTION II

TM11-5820-540-20P

(1) ITEM NO	(2) SMR CODE	(3) FSCM	(4) PART NUMBER	(5) DESCRIPTION AND USABLE ON CODE (UOC)	(6) QTY
GROUP 19 AMPLIFIER-FREQUENCY MULTIPLIER AM-4323/GRC-103 (V) (40)					
FIGURE 173					
1	PAOZZ	16491	LP57D40S6X2	SCREW, SELF-LOCKING	2
2	PAOZZ	90073	195-634-4	WASHER, SPRING TENSI	16
3	PAOZZ	80063	SM-B-698185	CRANK, HAND	2
4	PAOZZ	80063	SM-B-698174	NUT, PLAIN, HEXAGON	2
8	PAOZZ	96906	MS91528-1N4B	KNOB	1
11	XBODD	80063	SM-D-710015	COVER, AMPLIFIER-FRE	1
12	XBOZZ	80063	SM-C-697639	COVER, AMPLIFIER	1
13	PAOZZ	80063	SM-C-697642	COVER ACCESS-SUB	1
14	XBOZZ	80063	SM-D-957487	COVER, AMPLIFIER-FRE	1
15	PAOZZ	80063	SM-B-697645	RETAINER, CAPACITOR	1
16	PAOZZ	96906	MS9549-04	WASHER, FLAT	12
17	XBOZZ	80063	SM-C-696608-20	SCREW, MACHINE	12
18	XBOZZ	80063	SM-C-696608-33	SCREW, MACHINE	19
19	PAOZZ	90073	195-634-6	WASHER, SPRING TENSI	25
20	XBODD	80063	SM-C-794135	SHIELD, ELECTRICAL SEE FIGURE 184 FOR PARTS BREAKDOWN	1
22	PAOLL	80063	SM-E-794109	CONTROL, INDICATOR SEE FIGURE 181 FOR PARTS BREAKDOWN	1
23	PAOZZ	49956	7211	ELECTRON TUBE	
29	PAOLL	80063	SM-E-794124	REGULATOR, VOLTAGE SEE FIGURE 180 FOR PARTS BREAKDOWN	1
32	PAOZZ	80063	SM-C-696608-36	SCREW, MACHINE	6
33A	PAOZZ	80062	SM-B-696631-6	WASHER, LOCK	12
END OF FIGURE					

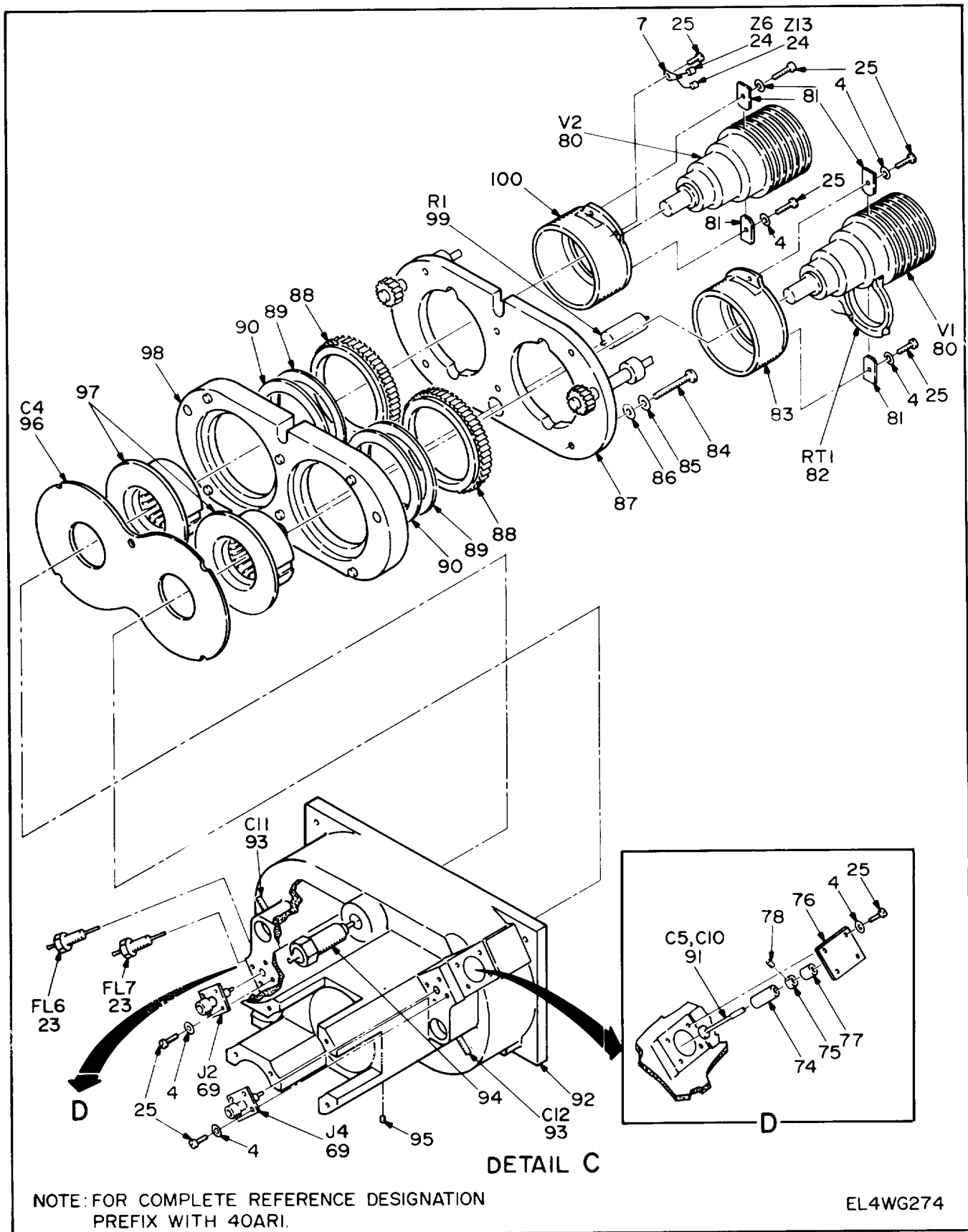
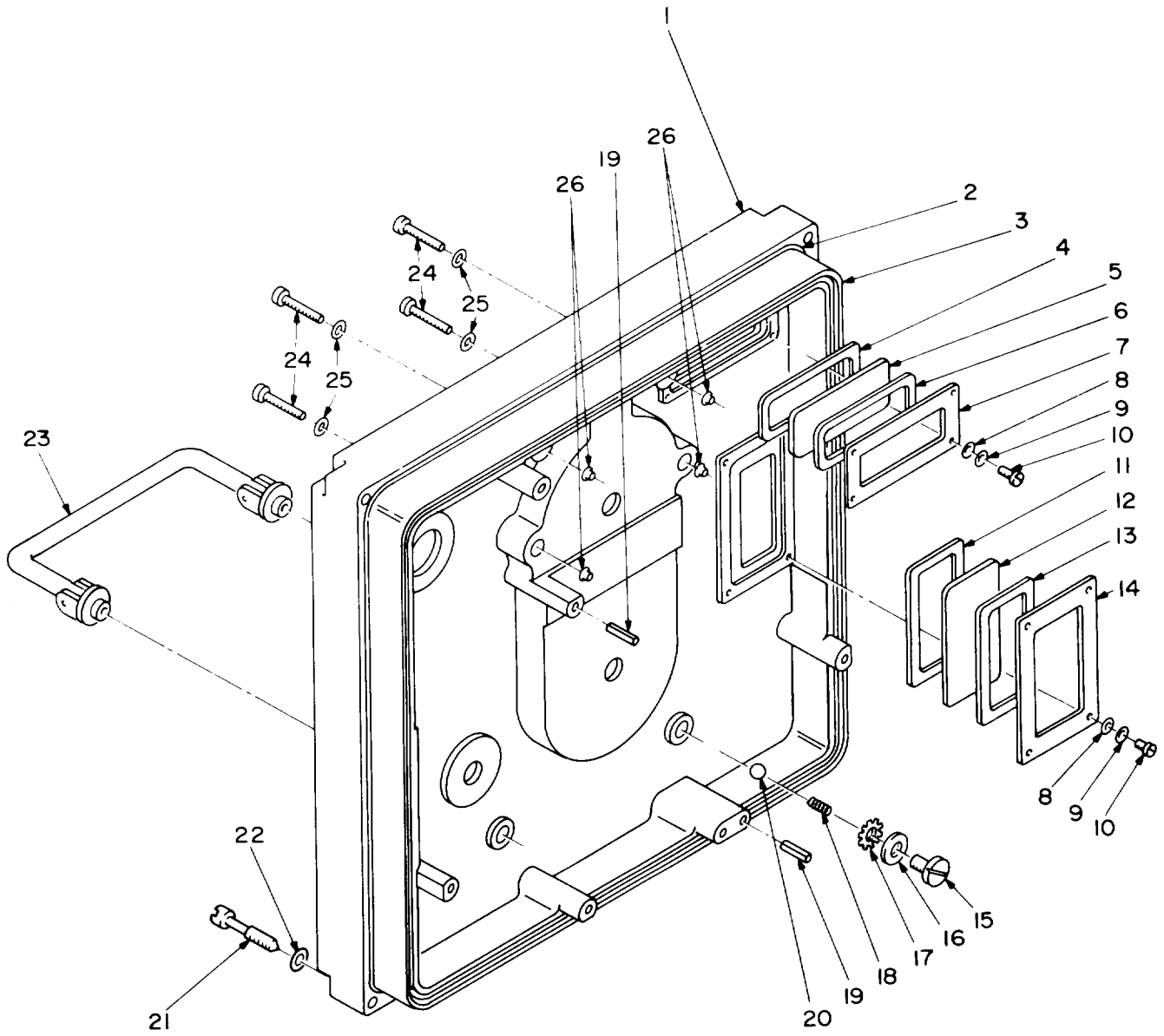


Figure 182. Amplifier, Radio Frequency (40AR1)

SECTION II TM11-5820-540-20P

(1) ITEM NO	(2) SMR CODE	(3) FSCM	(4) PART NUMBER	(5) DESCRIPTION AND USABLE ON CODE (UOC)	(6) QTY
				GROUP 1905 AMPLIFIER, RADIO FREQUENCY (40AR1)	
				FIGURE 182	
80	PAOZZ	49956	7211	ELECTRON TUBE	2
				END OF FIGURE	



EL4WG275

Figure 183. Panel, Control (40MP1)

SECTION II TM11-5820-540-20P

(1) ITEM NO	(2) SMR CODE	(3) FSCM	(4) PART NUMBER	(5) DESCRIPTION AND USABLE ON CODE (UOC)	(6) QTY
				GROUP 1907 PANEL, CONTROL (40MP1)	
				FIGURE 183	
21	PAOZZ	80063	SM-B-697599	SCREW,EXTERNALLY RE	4
22	PAOZZ	90073	195-634-8	WASHER	4
24	PAOZZ	80063	SM-B-697597	SCREW,MACHINE	4
25	PAOZZ	90073	195-634-6	WASHER,SPRING TENSI	4
26	PAOZZ	80063	SM-B-696606-2	CLIP,SPLIT TUBULAR	4
				END OF FIGURE	

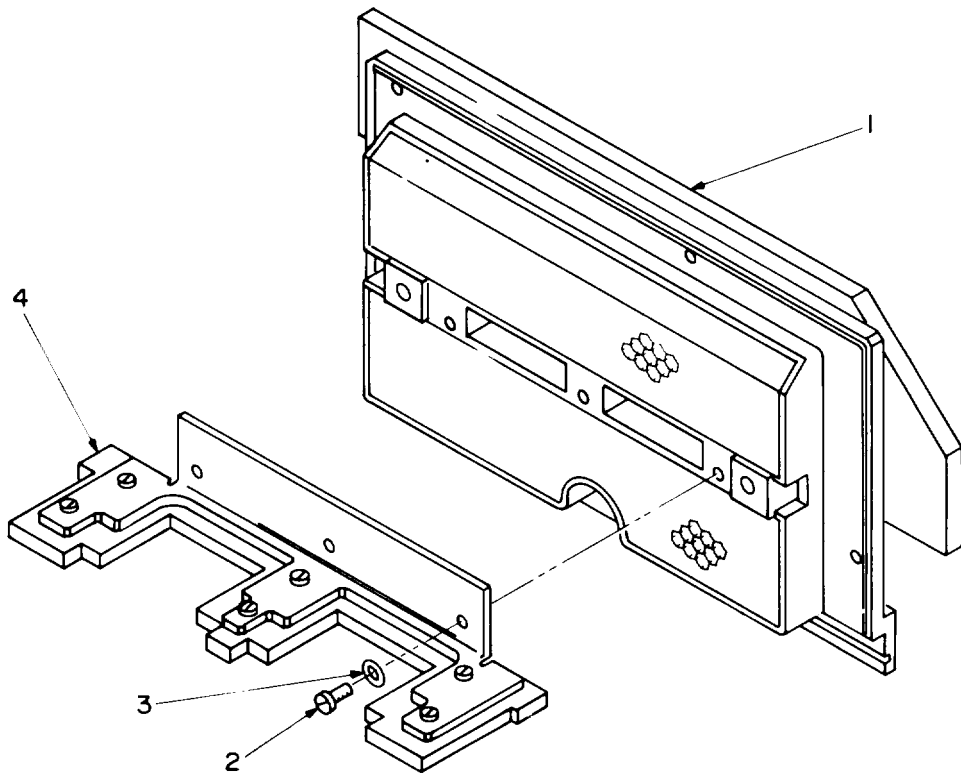


Figure 184. Shield, Electrical (40MP3)

SECTION II TM11-5820-540-20P

(1) ITEM NO	(2) SMR CODE	(3) FSCM	(4) PART NUMBER	(5) DESCRIPTION AND USABLE ON CODE (UOC)	(6) QTY
				GROUP 1908 SHIELD,ELECTRICAL (40MP3)	1
				FIGURE 184	
1	XBOZZ	80063	SM-D-710018	SHIELD,ELECTRICAL	1
2	XBOZZ	80063	SM-C-696608-19	SCREW,MACHINE	3
3	XBOZZ	90073	195-634-4	WASHER,SPRING TENSI	3
4	XBOZZ	80063	SM-C-710023	DEFLECTOR,AIRFLOW	1
				END OF FIGURE	

CROSS-REFERENCE INDEXES

NATIONAL STOCK NUMBER INDEX

STOCK NUMBER	FIG.	ITEM	STOCK NUMBER	FIG.	ITEM
5820-00-011-8582	1	2	5310-00-486-5342	69	6
5820-00-011-8702	1	2		85	9
5820-00-011-8860	1	7		85	9
5820-00-011-8951	1	7		93	118
5355-00-020-3511	24	1		93	118
	51	1		120	17
6210-00-022-7980	4	8		148	13
	24	12		159	13
	51	14		173	2
5355-00-057-7794	51	41	5310-00-616-3555	168	26
5985-00-089-8988	12	3	5310-00-722-5998	174	81A
5985-00-089-8989	1	7	5820-00-824-0828	47	1
5985-00-089-8990	1	1	5820-00-824-0829	20	1
5985-00-089-8991	7	1	5995-00-877-6290	1	13
5985-00-089-8992	12	1	5805-00-878-3539	1	6
5985-00-089-8993	1	8	5805-00-879-1912	2	6
5985-00-089-8994	11	3	4130-00-879-2280	51	4
	12	2	5820-00-879-3000	2	7
5985-00-089-8995	7	2	5820-00-879-3002	23	9
	9	2	5820-00-879-3004	23	8
	10	2	5820-00-879-3005	23	6
5820-00-101-7781	9	1	5820-00-879-3006	23	11
5985-00-104-2526	16	4	5820-00-879-3156	50	4
5310-00-124-3024	120	9	5820-00-879-3675	50	2
	148	9	5820-00-879-3677	23	1
	173	16	5820-00-879-3681	85	21
5935-00-134-5646	1	15	5820-00-879-3686	23	2
	8	9	5820-00-879-3688	71	13
5995-00-144-0228	1	14	5995-00-933-5800	1	12
6240-00-155-7836	4	6	5310-00-934-9748	68	23
	24	10	5995-00-935-2660	1	11
	51	11	5995-00-935-2662	1	10
4030-00-155-8507	17	5	5355-00-935-7765	69	2
6210-00-176-4954	4	7		85	12
	24	11		96	1
	51	12		120	13
5985-00-179-7767	1	16		134	1
5120-00-198-5401	85	4		159	1
5310-00-241-6604	8	12		173	8
5960-00-242-5916	85	20	5355-00-965-4891	51	17
	120	29	5975-01-051-9436	16	6
	132	94	5820-01-053-2554	1	4
5120-00-262-8491	16	2	5820-01-053-6390	1	3
5310-00-402-5797	8	11	5820-01-053-6391	1	2
5820-00-407-7141	85	19	5820-01-064-2241	96	22
5820-00-407-7144	68	16	5820-01-064-2242	120	28
6625-00-459-3394	39	23	5340-01-065-6266	28	8
5310-00-486-5342	40	3		32	23
	40	3		38	20
	68	2		42	9

CROSS-REFERENCE INDEXES

NATIONAL STOCK NUMBER INDEX

STOCK NUMBER	FIG.	ITEM	STOCK NUMBER	FIG.	ITEM
5340-01-065-6266	52	6	5310-01-074-6334	69	4
	52	6		85	17
	55	7		96	3
	55	7		120	20
	81	19		134	3
	84	15		148	16
	86	9		159	4
	158	23		173	4
	169	14	5305-01-074-6341	81	21
	183	26		158	21
5995-01-068-6839	68	18		168	27
5820-01-069-3819	134	22		183	24
5820-01-069-4874	2	2	5310-01-074-6354	134	2
5985-01-069-4891	16	1	5340-01-074-6360	68	3
5820-01-069-4894	20	4		69	5
5985-01-069-4897	13	5		85	16
4030-01-069-9917	16	9		96	4
5120-01-069-9939	16	8		120	19
5305-01-070-4014	39	10		134	4
5305-01-070-4015	68	25		148	15
5305-01-070-4017	86	7		159	5
	173	32		173	3
5305-01-070-4019	28	16	5305-01-075-8528	68	1
	42	24		69	7
5305-01-070-4021	169	19		85	15
5305-01-070-4024	33	2		96	5
5310-01-070-4042	68	20		120	18
	174	66A		134	5
5315-01-070-5420	16	5		148	14
5975-01-070-5521	17	3		159	6
5985-01-070-5542	17	1		173	1
5820-01-070-5555	47	4	4030-01-076-8066	16	7
5820-01-070-6022	16	3	5310-01-077-5101	28	6
5305-01-070-8127	68	9		32	30
	85	8		33	3
	85	8		38	11
	120	8		42	6
	148	8		52	5
5305-01-074-6333	4	28		52	5
	24	17		55	6
	51	2		55	6
	81	1		81	20
	95	17		84	16
	114	22		86	8
	133	18		158	22
	145	22		159	19
	158	19		169	18
	168	25		173	19
	183	21		183	25
5310-01-074-6334	68	4	5985-01-080-7917	1	9

CROSS-REFERENCE INDEXES

NATIONAL STOCK NUMBER INDEX

STOCK NUMBER	FIG.	ITEM	STOCK NUMBER	FIG.	ITEM
5820-01-081-5407	1	2			
6110-01-082-0712	173	29			
5820-01-082-0805	159	21			
5820-01-082-0806	173	22			
5820-01-082-3729	159	32			
5820-01-085-3571	11	2			
5985-01-085-3747	11	1			
5820-01-085-6084	1	4			
5960-01-089-1368	148	30			
	157	78			
	173	23			
	182	80			
5895-01-101-1441	1	3			
5895-01-101-1442	1	3			
5340-01-138-7838	40	2			
	93	119			
5340-01-144-4411	39	8			
5820-01-144-6007	1	5			
5910-01-153-0304	85	3			
	173	15			
5999-01-156-1524	2	5			
5820-01-159-1787	23	2			
5820-01-163-3647	20	4			
5820-01-163-3648	20	4			
5970-01-191-6287	8	3			
5306-01-195-4999	8	1			
5820-01-207-8995	23	11			
5895-01-213-9651	148	29			
5310-01-231-7356	4	27			
	168	24			
5310-01-235-2042	68	12			
	96	18			
	134	18			
	159	17			
5310-01-235-9675	159	23			
5310-01-235-9676	68	11			
	96	17			
	134	17			
	159	16			

CROSS-REFERENCE INDEXES

FSCM	PART NUMBER	PART NUMBER INDEX STOCK NUMBER	FIG.	ITEM
80058	AB-1071()/GRC-103(V)	5985-00-089-8994	12	2
80058	AB-1071/GRC-103(V)	5985-00-089-8994	11	3
80058	AB-1071/GRC-103(3)		17	2
80058	AB-1072()/GRC-103(V)	5985-00-089-8992	12	1
80058	AB-952/GRC-103(V)	5985-00-089-8993	1	8
35403	ADJ-P-CLIP-0		68	19
35403	ADJ-P-CLIP-1		68	26
35403	ADJ-P-CLIP-3		68	24
80058	AM-4316A/GRC-103(V)	5820-01-053-6391	1	2
80058	AM-4317/GRC-103(V)	5820-00-011-8702	1	2
80058	AM-4318/GRC-103(V)	5820-00-011-8582	1	2
80058	AM-4319/GRC-103(V)	5820-01-081-5407	1	2
80058	AM-4320A/GRC-103(V)	5820-01-053-6390	1	3
80058	AM-4320B/GRC-103(V)	5895-01-101-1442	1	3
80058	AM-4321()/GRC-103(V)		1	3
80058	AM-4322/GRC-103(V)		1	3
80058	AM-4322A/GRC-103(V)	5895-01-101-1441	1	3
80058	AM-4323(A)/GRC-103(V)		1	3
80058	AS-1852/GRC-103(V)	5985-00-089-8989	1	7
80058	AS-1853/GRC-103(V)	5820-00-011-8860	1	7
80058	AS-1854/GRC-103(V)	5820-00-011-8951	1	7
80058	AS-2150/GRC-103(V)	5985-00-089-8995	10	2
80058	AS-2150/GRC-103(V)	5985-00-089-8995	7	2
80058	AS-2151/GRC-103(V)	5985-00-089-8991	9	2
80058	AS-2151/GRC-103(V)		7	1
80058	AS-2194/GRC-103(V)	5820-00-101-7781	9	1
80058	AS-2195/GRC-103(V)		10	1
80058	AS-3014/GRC-103(V)	5985-01-085-3747	11	1

CROSS-REFERENCE INDEXES

FSCM	PART NUMBER	PART NUMBER INDEX STOCK NUMBER	FIG.	ITEM
80058	AS-3047/GRC-103(V)	5985-01-080-7917	1	9
80058	AS-3415/GRC-103(V)	5820-01-085-3571	11	2
80058	CG-1040B/U(4FT-0IN)	5995-00-933-5800	1	12
80058	CG-3444/U(1FT-6IN)	5995-00-935-2662	1	10
80058	CG-3444/U(3FT-6IN)	5995-00-935-2660	1	11
80058	CX-10763/GRC-103(V)(3FT-6IN)	5995-00-877-6290	1	13
80058	CY-4637/GRC-103(V)	5820-00-824-0828	47	1
80058	CY-4638/GRC-103(V)	5820-00-824-0829	20	1
71129	DP01003A		24	16
81349	JAN7211		93	88
81349	LC35RT2	6210-00-176-4954	4	7
			24	11
			51	12
81349	LC37GD2	6210-00-022-7980	4	8
			24	12
			51	14
16941	LP57D40S6X2	5305-01-075-8528	68	1
			69	7
			85	15
			96	5
			120	18
			134	5
			148	14
			159	6
			173	1
80058	MK-1009/GRC-103(V)	5985-00-179-7767	1	16
80058	MK-1069()/GRC-103(V)	5985-00-089-8988	12	3
96906	MS15795-805	5310-00-722-5998	174	81A
96906	MS15795-809B	5310-00-402-5797	8	11
			17	8
96906	MS17829-4C		17	9
96906	MS17830-4C	5310-00-241-6604	8	12
96906	MS25237-327	6240-00-155-7836	4	6
			24	10
			51	11
96906	MS35307-305		13	9
96906	MS35333-71	5310-00-616-3555	168	26
96906	MS35338-139B		13	8
96906	MS35649-244	5310-00-934-9748	68	23
81349	MS90579-1375	5935-00-134-5646	1	15
			8	9

CROSS-REFERENCE INDEXES

FSCM	PART NUMBER	PART NUMBER INDEX STOCK NUMBER	FIG.	ITEM
96906	MS91528-0C1B	5355-00-057-7794	51	41
96906	MS91528-1C2B	5355-00-965-4891	51	17
96906	MS91528-1N4B	5355-00-935-7765	69	2
			85	12
			96	1
			120	13
			134	1
			159	1
			173	8
96906	MS91528-1P4B	5355-00-020-3511	24	1
			51	1
96906	MS9549-04	5310-00-124-3024	120	9
			148	9
			173	16
96906	MS9841		132	8
80058	R-1329A/GRC-103(V)		1	5
90073	R-1329B/GRC-103(V)		1	5
80058	R-1329C(P)/GRC-103(V)	5820-01-144-6007	1	5
80058	RT-773/GRC-103(V)	5805-00-878-3539	1	6
80063	SM-A-697452	5985-00-089-8990	1	1
80063	SM-A-794144	5960-01-089-1368	148	30
			157	78
80063	SM-B-551422		17	7
80063	SM-B-551426		17	4
80063	SM-B-696606-1	5340-01-138-7838	40	2
			93	119
			120	26
			148	21
80063	SM-B-696606-2	5340-01-065-6266	28	8
			32	23
			38	20
			42	9
			52	6
			52	6
			55	7
			55	7
			81	19
			84	15
			86	9
			158	23
			169	14
			183	26
80063	SM-B-696606-3	5340-01-144-4411	39	8
80063	SM-B-696631-5	5310-01-070-4042	68	20
			174	66A
80062	SM-B-696631-6		173	33A
80063	SM-B-697039	5306-01-195-4999	8	1

CROSS-REFERENCE INDEXES

FSCM	PART NUMBER	PART NUMBER INDEX STOCK NUMBER	FIG.	ITEM
80063	SM-B-697055	5970-01-191-6287	8	3
80063	SM-B-697537		168	2
80063	SM-B-697597	5305-01-074-6341	81	21
			158	21
			168	27
			183	24
80063	SM-B-697599	5305-01-074-6333	4	28
			24	17
			51	2
			81	1
			95	17
			114	22
			133	18
			145	22
			158	19
			168	25
			183	21
80063	SM-B-697645	5910-01-153-0304	85	3
			120	3
			148	3
			173	15
80063	SM-B-697646	5120-00-198-5401	85	4
			120	4
80063	SM-B-698034		35	2
80063	SM-B-698174	5310-01-074-6334	68	4
			69	4
			85	17
			96	3
			120	20
			134	3
			148	16
			159	4
			173	4
80063	SM-B-698176		68	8
			96	13
			134	13
80063	SM-B-698178	5310-01-235-9676	68	11
			96	17
			134	17
			159	16
80063	SM-B-698179		68	10
			96	16
			134	16
80063	SM-B-698180	5310-01-235-2042	68	12
			96	18
			134	18
			159	17
80063	SM-B-698182	5310-01-074-6354	134	2
80063	SM-B-698185	5340-01-074-6360	68	3
			69	5
			85	16

CROSS-REFERENCE INDEXES

FSCM	PART NUMBER	PART NUMBER INDEX STOCK NUMBER	FIG.	ITEM
80063	SM-B-698185	5340-01-074-6360	96	4
			120	19
			134	4
			148	15
			159	5
			173	3
80063	SM-B-698451	4130-00-879-2280	51	4
80063	SM-B-698824	5999-01-156-1524	2	5
80063	SM-B-698947		68	14
80063	SM-B-794125	5310-01-235-9675	159	23
80063	SM-B-794423		159	12
80063	SM-B-794424		159	15
80063	SM-C-551420	4030-00-155-8507	17	5
80063	SM-C-551421		17	6
80063	SM-C-696608-18	5305-01-070-8127	68	9
			85	8
			85	8
			120	8
			148	8
80063	SM-C-696608-19		68	21
			184	2
80063	SM-C-696608-20		96	15
			134	15
			159	14
			173	17
80063	SM-C-696608-21	5305-01-070-4015	68	25
80063	SM-C-696608-23		40	4
			120	24
			148	19
80063	SM-C-696608-24		93	117
80063	SM-C-696608-32		68	13
80063	SM-C-696608-33		96	19
			134	19
			159	18
			173	18
80063	SM-C-696608-36	5305-01-070-4017	86	7
			173	32
80063	SM-C-696608-38	5305-01-070-4019	28	16
			42	24
			55	15
80063	SM-C-696608-39	5305-01-070-4021	169	19
80063	SM-C-696608-40	5305-01-070-4024	33	2
80063	SM-C-696608-41		32	31
80063	SM-C-696608-42		28	5
			42	5
			55	5
80063	SM-C-696608-50	5305-01-070-4014	39	10
80063	SM-C-696608-51		39	11
80063	SM-C-696608-52		39	12
80063	SM-C-696608-98		84	17
80063	SM-C-697035		8	2

CROSS-REFERENCE INDEXES

FSCM	PART NUMBER	PART NUMBER INDEX STOCK NUMBER	FIG.	ITEM
80063	SM-C-697077	5820-01-070-6022	16	3
80063	SM-C-697079	5120-01-069-9939	16	8
80063	SM-C-697080	5315-01-070-5420	16	5
80063	SM-C-697082	4030-01-069-9917	16	9
80063	SM-C-697170		13	6
80063	SM-C-697261	4030-01-076-8066	16	7
80063	SM-C-697616		120	22
			148	18
80063	SM-C-697639		85	5
			120	5
			148	6
			173	12
80063	SM-C-697642		85	2
			120	2
			148	2
			173	13
80063	SM-C-698003	5820-00-879-3006	23	11
80063	SM-C-698153	6625-00-459-3394	39	23
80063	SM-C-698215	5820-00-879-3156	50	4
80063	SM-C-698215-1		52	4
80063	SM-C-710023		184	4
80063	SM-C-794135		173	20
80063	SM-C-967354	5820-01-207-8995	23	11
80063	SM-C-978755		148	18
80063	SM-D-551398-1		17	10
80063	SM-D-551399	5985-01-070-5542	17	1
80063	SM-D-551423	5975-01-070-5521	17	3
80063	SM-D-696421		85	1
			120	1
			148	1
80063	SM-D-697074	5975-01-051-9436	16	6
80063	SM-D-697075	5985-00-104-2526	16	4
80063	SM-D-697078		13	7
80063	SM-D-697634		85	6
			120	6
			148	5
80063	SM-D-697965	5820-00-879-3004	23	8
80063	SM-D-697965-1		38	12
80063	SM-D-698146	5820-00-879-3686	23	2
80063	SM-D-698147	5820-00-879-3002	23	9
80063	SM-D-698148	5820-00-879-3005	23	6
80063	SM-D-698201	5995-00-144-0228	1	14
80063	SM-D-698210	5820-01-069-4874	2	2
80063	SM-D-698211	5805-00-879-1912	2	6
80063	SM-D-698212	5820-00-879-3000	2	7
80063	SM-D-698217	5820-00-879-3675	50	2
80063	SM-D-710015		173	11
80063	SM-D-710018		184	1
80063	SM-D-763709	5820-00-879-3681	85	21
80063	SM-D-764097	5995-01-068-6839	68	18
80063	SM-D-764140		68	17

CROSS-REFERENCE INDEXES

FSCM	PART NUMBER	PART NUMBER INDEX STOCK NUMBER	FIG.	ITEM
80063	SM-D-764158	5820-00-879-3688	71	13
80063	SM-D-794077	5820-01-082-3729	159	32
80063	SM-D-957487		173	14
80063	SM-D-978749		85	1
			148	1
80063	SM-D-978751		85	6
			148	5
80063	SM-D-990509	5820-01-163-3648	20	4
80063	SM-D-990510	5820-01-159-1787	23	2
80063	SM-E-696332	5820-01-064-2241	96	22
80063	SM-E-696338		68	7
			96	12
			134	12
			159	11
80063	SM-E-696418	5820-01-064-2242	120	28
80063	SM-E-696460	5820-01-069-3819	134	22
80063	SM-E-696508	5895-01-213-9651	148	29
80063	SM-E-697072	5985-01-069-4897	13	5
80063	SM-E-697076	5985-01-069-4891	16	1
80063	SM-E-698144	5820-00-879-3677	23	1
80063	SM-E-698144-2		39	13
80063	SM-E-763667	5820-00-407-7144	68	16
80063	SM-E-763711	5820-00-407-7141	85	19
80063	SM-E-794074	5820-01-082-0805	159	21
80063	SM-E-794109	5820-01-082-0806	173	22
80063	SM-E-794124	6110-01-082-0712	173	29
80063	SM-E-883584	5820-01-069-4894	20	4
80063	SM-E-883586	5820-01-070-5555	47	4
80063	SM-E-967353	5820-01-163-3647	20	4
80058	T-983A(P)/GRC-10 3(V)	5820-01-053-2554	1	4
80058	T-983B(P)/GRC-10 3(V)	5820-01-085-6084	1	4
56878	05853-03		148	4
90073	195-634-10	5310-01-231-7356	4	27
			168	24
90073	195-634-4	5310-00-486-5342	40	3
			40	3
			68	2
			69	6
			85	9
			85	9
			93	118
			93	118
			96	14
			120	17
			120	25
			134	14
			148	13
			148	20
			159	13

CROSS-REFERENCE INDEXES

FSCM	PART NUMBER	PART NUMBER INDEX STOCK NUMBER	FIG.	ITEM
90073	195-634-4	5310-00-486-5342	173	2
			184	3
90073	195-634-6	5310-01-077-5101	28	6
			32	30
			33	3
			38	11
			42	6
			52	5
			52	5
			55	6
			55	6
			81	20
			84	16
			86	8
			96	20
			134	20
			158	22
			159	19
			169	18
			173	19
			183	25
90073	195-634-8		35	3
			39	9
			51	3
			51	3
			81	2
			95	16
			114	21
			133	17
			145	21
			158	18
			183	22
04929	318M0016P001	5120-00-262-8491	16	2
81349	7211	5960-00-242-5916	85	20
			120	29
			132	94
		5960-01-089-1368	173	23
			182	80

CROSS-REFERENCE INDEXES

FIG.	ITEM	FIGURE AND ITEM NUMBER INDEX		PART NUMBER
		STOCK NUMBER	FSCM	
1	1	5985-00-089-8990	80063	SM-A-697452
1	2	5820-00-011-8582	80058	AM-4318/GRC-103(V)
1	2	5820-00-011-8702	80058	AM-4317/GRC-103(V)
1	2	5820-01-053-6391	80058	AM-4316A/GRC-103(V)
1	2	5820-01-081-5407	80058	AM-4319/GRC-103(V)
1	3		80058	AM-4321()/GRC-103(V)
1	3		80058	AM-4322/GRC-103(V)
1	3		80058	AM-4323(A)/GRC-103(V)
1	3	5820-01-053-6390	80058	AM-4320A/GRC-103(V)
1	3	5895-01-101-1441	80058	AM-4322A/GRC-103(V)
1	3	5895-01-101-1442	80058	AM-4320B/GRC-103(V)
1	4	5820-01-053-2554	80058	T-983A(P)/GRC-103(V)
1	4	5820-01-085-6084	80058	T-983B(P)/GRC-103(V)
1	5		80058	R-1329A/GRC-103(V)
1	5		90073	R-1329B/GRC-103(V)
1	5	5820-01-144-6007	80058	R-1329C(P)/GRC-103(V)
1	6	5805-00-878-3539	80058	RT-773/GRC-103(V)
1	7	5820-00-011-8860	80058	AS-1853/GRC-103(V)
1	7	5820-00-011-8951	80058	AS-1854/GRC-103(V)
1	7	5985-00-089-8989	80058	AS-1852/GRC-103(V)
1	8	5985-00-089-8993	80058	AB-952/GRC-103(V)
1	9	5985-01-080-7917	80058	AS-3047/GRC-103(V)
1	10	5995-00-935-2662	80058	CG-3444/U(1FT-6IN)
1	11	5995-00-935-2660	80058	CG-3444/U(3FT-6IN)
1	12	5995-00-933-5800	80058	CG-1040B/U(4FT-0IN)
1	13	5995-00-877-6290	80058	CX-10763/GRC-103(V)(3FT-6IN)

CROSS-REFERENCE INDEXES

FIG.	ITEM	FIGURE AND ITEM NUMBER INDEX		PART NUMBER
		STOCK NUMBER	FSCM	
1	14	5995-00-144-0228	80063	SM-D-698201
1	15	5935-00-134-5646	81349	MS90579-1375
1	16	5985-00-179-7767	80058	MK-1009/GRC-103(V)
2	2	5820-01-069-4874	80063	SM-D-698210
2	5	5999-01-156-1524	80063	SM-B-698824
2	6	5805-00-879-1912	80063	SM-D-698211
2	7	5820-00-879-3000	80063	SM-D-698212
4	6	6240-00-155-7836	96906	MS25237-327
4	7	6210-00-176-4954	81349	LC35RT2
4	8	6210-00-022-7980	81349	LC37GD2
4	27	5310-01-231-7356	90073	195-634-10
4	28	5305-01-074-6333	80063	SM-B-697599
7	1	5985-00-089-8991	80058	AS-2151/GRC-103(V)
7	2	5985-00-089-8995	80058	AS-2150/GRC-103(V)
8	1	5306-01-195-4999	80063	SM-B-697039
8	2		80063	SM-C-697035
8	3	5970-01-191-6287	80063	SM-B-697055
8	9	5935-00-134-5646	81349	MS90579-1375
8	11	5310-00-402-5797	96906	MS15795-809B
8	12	5310-00-241-6604	96906	MS17830-4C
9	1	5820-00-101-7781	80058	AS-2194/GRC-103(V)
9	2	5985-00-089-8995	80058	AS-2150/GRC-103(V)
10	1		80058	AS-2195/GRC-103(V)
10	2	5985-00-089-8995	80058	AS-2150/GRC-103
11	1	5985-01-085-3747	80058	AS-3014/GRC-103(V)
11	2	5820-01-085-3571	80058	AS-3415/GRC-103(V)
11	3	5985-00-089-8994	80058	AB-1071/GRC-103(V)
12	1	5985-00-089-8992	80058	AB-1072()/GRC-103(V)
12	2	5985-00-089-8994	80058	AB-1071()/GRC-103(V)
12	3	5985-00-089-8988	80058	MK-1069()/GRC-103(V)
13	5	5985-01-069-4897	80063	SM-E-697072
13	6		80063	SM-C-697170
13	7		80063	SM-D-697078
13	8		96906	MS35338-139B
13	9		96906	MS35307-305
16	1	5985-01-069-4891	80063	SM-E-697076
16	2	5120-00-262-8491	04929	318M0016P001
16	3	5820-01-070-6022	80063	SM-C-697077
16	4	5985-00-104-2526	80063	SM-D-697075

CROSS-REFERENCE INDEXES

FIG.	ITEM	FIGURE AND ITEM NUMBER INDEX		PART NUMBER
		STOCK NUMBER	FSCM	
16	5	5315-01-070-5420	80063	SM-C-697080
16	6	5975-01-051-9436	80063	SM-D-697074
16	7	4030-01-076-8066	80063	SM-C-697261
16	8	5120-01-069-9939	80063	SM-C-697079
16	9	4030-01-069-9917	80063	SM-C-697082
17	1	5985-01-070-5542	80063	SM-D-551399
17	2		80058	AB-1071/GRC-103(3)
17	3	5975-01-070-5521	80063	SM-D-551423
17	4		80063	SM-B-551426
17	5	4030-00-155-8507	80063	SM-C-551420
17	6		80063	SM-C-551421
17	7		80063	SM-B-551422
17	8		96906	MS15795-809B
17	9		96906	MS17829-4C
17	10		80063	SM-D-551398-1
20	1	5820-00-824-0829	80058	CY-4638/GRC-103(V)
20	4	5820-01-069-4894	80063	SM-E-883584
20	4	5820-01-163-3647	80063	SM-E-967353
20	4	5820-01-163-3648	80063	SM-D-990509
23	1	5820-00-879-3677	80063	SM-E-698144
23	2	5820-00-879-3686	80063	SM-D-698146
23	2	5820-01-159-1787	80063	SM-D-990510
23	6	5820-00-879-3005	80063	SM-D-698148
23	8	5820-00-879-3004	80063	SM-D-697965
23	9	5820-00-879-3002	80063	SM-D-698147
23	11	5820-00-879-3006	80063	SM-C-698003
23	11	5820-01-207-8995	80063	SM-C-967354
24	1	5355-00-020-3511	96906	MS91528-1P4B
24	10	6240-00-155-7836	96906	MS25237-327
24	11	6210-00-176-4954	81349	LC35RT2
24	12	6210-00-022-7980	81349	LC37GD2
24	16		71129	DP01003A
24	17	5305-01-074-6333	80063	SM-B-697599
28	5		80063	SM-C-696608-42
28	6	5310-01-077-5101	90073	195-634-6
28	8	5340-01-065-6266	80063	SM-B-696606-2
28	16	5305-01-070-4019	80063	SM-C-696608-38
32	23	5340-01-065-6266	80063	SM-B-696606-2
32	30	5310-01-077-5101	90073	195-634-6
32	31		80063	SM-C-696608-41
33	2	5305-01-070-4024	80063	SM-C-696608-40
33	3	5310-01-077-5101	90073	195-634-6
35	2		80063	SM-B-698034
35	3		90073	195-634-8
38	11	5310-01-077-5101	90073	195-634-6
38	12		80063	SM-D-697965-1
38	20	5340-01-065-6266	80063	SM-B-696606-2
39	8	5340-01-144-4411	80063	SM-B-696606-3
39	9		90073	195-634-8

CROSS-REFERENCE INDEXES

FIG.	ITEM	FIGURE AND ITEM NUMBER INDEX		PART NUMBER
		STOCK NUMBER	FSCM	
39	10	5305-01-070-4014	80063	SM-C-696608-50
39	11		80063	SM-C-696608-51
39	12		80063	SM-C-696608-52
39	13		80063	SM-E-698144-2
39	23	6625-00-459-3394	80063	SM-C-698153
40	2	5340-01-138-7838	80063	SM-B-696606-1
40	3	5310-00-486-5342	90073	195-634-4
40	3	5310-00-486-5342	90073	195-634-4
40	4		80063	SM-C-696608-23
42	5		80063	SM-C-696608-42
42	6	5310-01-077-5101	90073	195-634-6
42	9	5340-01-065-6266	80063	SM-B-696606-2
42	24	5305-01-070-4019	80063	SM-C-696608-38
47	1	5820-00-824-0828	80058	CY-4637/GRC-103(V)
47	4	5820-01-070-5555	80063	SM-E-883586
50	2	5820-00-879-3675	80063	SM-D-698217
50	4	5820-00-879-3156	80063	SM-C-698215
51	1	5355-00-020-3511	96906	MS91528-1P4B
51	2	5305-01-074-6333	80063	SM-B-697599
51	3		90073	195-634-8
51	3		90073	195-634-8
51	4	4130-00-879-2280	80063	SM-B-698451
51	11	6240-00-155-7836	96906	MS25237-327
51	12	6210-00-176-4954	81349	LC35RT2
51	14	6210-00-022-7980	81349	LC37GD2
51	17	5355-00-965-4891	96906	MS91528-1C2B
51	41	5355-00-057-7794	96906	MS91528-0C1B
52	4		80063	SM-C-698215-1
52	5	5310-01-077-5101	90073	195-634-6
52	5	5310-01-077-5101	90073	195-634-6
52	6	5340-01-065-6266	80063	SM-B-696606-2
52	6	5340-01-065-6266	80063	SM-B-696606-2
55	5		80063	SM-C-696608-42
55	6	5310-01-077-5101	90073	195-634-6
55	6	5310-01-077-5101	90073	195-634-6
55	7	5340-01-065-6266	80063	SM-B-696606-2
55	7	5340-01-065-6266	80063	SM-B-696606-2
55	15		80063	SM-C-696608-38
68	1	5305-01-075-8528	16941	LP57D40S6X2
68	2	5310-00-486-5342	90073	195-634-4
68	3	5340-01-074-6360	80063	SM-B-698185
68	4	5310-01-074-6334	80063	SM-B-698174
68	7		80063	SM-E-696338
68	8		80063	SM-B-698176
68	9	5305-01-070-8127	80063	SM-C-696608-18
68	10		80063	SM-B-698179
68	11	5310-01-235-9676	80063	SM-B-698178
68	12	5310-01-235-2042	80063	SM-B-698180
68	13		80063	SM-C-696608-32
68	14		80063	SM-B-698947

CROSS-REFERENCE INDEXES

FIG.	ITEM	FIGURE AND ITEM NUMBER INDEX		PART NUMBER
		STOCK NUMBER	FSCM	
68	16	5820-00-407-7144	80063	SM-E-763667
68	17		80063	SM-D-764140
68	18	5995-01-068-6839	80063	SM-D-764097
68	19		35403	ADJ-P-CLIP-0
68	20	5310-01-070-4042	80063	SM-B-696631-5
68	21		80063	SM-C-696608-19
68	23	5310-00-934-9748	96906	MS35649-244
68	24		35403	ADJ-P-CLIP-3
68	25	5305-01-070-4015	80063	SM-C-696608-21
68	26		35403	ADJ-P-CLIP-1
69	2	5355-00-935-7765	96906	MS91528-1N4B
69	4	5310-01-074-6334	80063	SM-B-698174
69	5	5340-01-074-6360	80063	SM-B-698185
69	6	5310-00-486-5342	90073	195-634-4
69	7	5305-01-075-8528	16941	LP57D40S6X2
71	13	5820-00-879-3688	80063	SM-D-764158
81	1	5305-01-074-6333	80063	SM-B-697599
81	2		90073	195-634-8
81	19	5340-01-065-6266	80063	SM-B-696606-2
81	20	5310-01-077-5101	90073	195-634-6
81	21	5305-01-074-6341	80063	SM-B-697597
84	15	5340-01-065-6266	80063	SM-B-696606-2
84	16	5310-01-077-5101	90073	195-634-6
84	17		80063	SM-C-696608-98
85	1		80063	SM-D-696421
85	1		80063	SM-D-978749
85	2		80063	SM-C-697642
85	3	5910-01-153-0304	80063	SM-B-697645
85	4	5120-00-198-5401	80063	SM-B-697646
85	5		80063	SM-C-697639
85	6		80063	SM-D-697634
85	6		80063	SM-D-978751
85	8	5305-01-070-8127	80063	SM-C-696608-18
85	8	5305-01-070-8127	80063	SM-C-696608-18
85	9	5310-00-486-5342	90073	195-634-4
85	9	5310-00-486-5342	90073	195-634-4
85	12	5355-00-935-7765	96906	MS91528-1N4B
85	15	5305-01-075-8528	16941	LP57D40S6X2
85	16	5340-01-074-6360	80063	SM-B-698185
85	17	5310-01-074-6334	80063	SM-B-698174
85	19	5820-00-407-7141	80063	SM-E-763711
85	20	5960-00-242-5916	81349	7211
85	21	5820-00-879-3681	80063	SM-D-763709
86	7	5305-01-070-4017	80063	SM-C-696608-36
86	8	5310-01-077-5101	90073	195-634-6
86	9	5340-01-065-6266	80063	SM-B-696606-2
93	88		81349	JAN7211
93	117		80063	SM-C-696608-24
93	118	5310-00-486-5342	90073	195-634-4
93	118	5310-00-486-5342	90073	195-634-4
93	119	5340-01-138-7838	80063	SM-B-969906-1

CROSS-REFERENCE INDEXES

FIG.	ITEM	FIGURE AND ITEM NUMBER INDEX		PART NUMBER
		STOCK NUMBER	FSCM	
95	16		90073	195-634-8
95	17	5305-01-074-6333	80063	SM-B-697599
96	1	5355-00-935-7765	96906	MS91528-1N4B
96	3	5310-01-074-6334	80063	SM-B-698174
96	4	5340-01-074-6360	80063	SM-B-698185
96	5	5305-01-075-8528	16941	LP57D40S6X2
96	12		80063	SM-E-696338
96	13		80063	SM-B-698176
96	14		90073	195-634-4
96	15		80063	SM-C-696608-20
96	16		80063	SM-B-698179
96	17	5310-01-235-9676	80063	SM-B-698178
96	18	5310-01-235-2042	80063	SM-B-698180
96	19		80063	SM-C-696608-33
96	20		90073	195-634-6
96	22	5820-01-064-2241	80063	SM-E-696332
114	21		90073	195-634-8
114	22	5305-01-074-6333	80063	SM-B-697599
120	1		80063	SM-D-696421
120	2		80063	SM-C-697642
120	3		80063	SM-B-697645
120	4		80063	SM-B-697646
120	5		80063	SM-C-697639
120	6		80063	SM-D-697634
120	8	5305-01-070-8127	80063	SM-C-696608-18
120	9	5310-00-124-3024	96906	MS9549-04
120	13	5355-00-935-7765	96906	MS91528-1N4B
120	17	5310-00-486-5342	90073	195-634-4
120	18	5305-01-075-8528	16941	LP57D40S6X2
120	19	5340-01-074-6360	80063	SM-B-698185
120	20	5310-01-074-6334	80063	SM-B-698174
120	22		80063	SM-C-697616
120	24		80063	SM-C-696608-23
120	25		90073	195-634-4
120	26		80063	SM-B-696606-1
120	28	5820-01-064-2242	80063	SM-E-696418
120	29	5960-00-242-5916	81349	7211
132	8		96906	MS9841
132	94	5960-00-242-5916	81349	7211
133	17		90073	195-634-8
133	18	5305-01-074-6333	80063	SM-B-697599
134	1	5355-00-935-7765	96906	MS91528-1N4B
134	2	5310-01-074-6354	80063	SM-B-698182
134	3	5310-01-074-6334	80063	SM-B-698174
134	4	5340-01-074-6360	80063	SM-B-698185
134	5	5305-01-075-8528	16941	LP57D40S6X2
134	12		80063	SM-E-696338
134	13		80063	SM-B-698176
134	14		90073	195-634-4
134	15		80063	SM-C-696608-20
134	16		80063	SM-B-698179

CROSS-REFERENCE INDEXES

FIG.	ITEM	FIGURE AND ITEM NUMBER INDEX		PART NUMBER
		STOCK NUMBER	FSCM	
134	17	5310-01-235-9676	80063	SM-B-698178
134	18	5310-01-235-2042	80063	SM-B-698180
134	19		80063	SM-C-696608-33
134	20		90073	195-634-6
134	22	5820-01-069-3819	80063	SM-E-696460
145	21		90073	195-634-8
145	22	5305-01-074-6333	80063	SM-B-697599
148	1		80063	SM-D-696421
148	1		80063	SM-D-978749
148	2		80063	SM-C-697642
148	3		80063	SM-B-697645
148	4		56878	05853-03
148	5		80063	SM-D-697634
148	5		80063	SM-D-978751
148	6		80063	SM-C-697639
148	8	5305-01-070-8127	80063	SM-C-696608-18
148	9	5310-00-124-3024	96906	MS9549-04
148	13	5310-00-486-5342	90073	195-634-4
148	14	5305-01-075-8528	16941	LP57D40S6X2
148	15	5340-01-074-6360	80063	SM-B-698185
148	16	5310-01-074-6334	80063	SM-B-698174
148	18		80063	SM-C-697616
148	18		80063	SM-C-978755
148	19		80063	SM-C-696608-23
148	20		90073	195-634-4
148	21		80063	SM-B-696606-1
148	29	5895-01-213-9651	80063	SM-E-696508
148	30	5960-01-089-1368	80063	SM-A-794144
157	78	5960-01-089-1368	80063	SM-A-794144
158	18		90073	195-634-8
158	19	5305-01-074-6333	80063	SM-B-697599
158	21	5305-01-074-6341	80063	SM-B-697597
158	22	5310-01-077-5101	90073	195-634-6
158	23	5340-01-065-6266	80063	SM-B-696606-2
159	1	5355-00-935-7765	96906	MS91528-1N4B
159	4	5310-01-074-6334	80063	SM-B-698174
159	5	5340-01-074-6360	80063	SM-B-698185
159	6	5305-01-075-8528	16941	LP57D40S6X2
159	11		80063	SM-E-696338
159	12		80063	SM-B-794423
159	13	5310-00-486-5342	90073	195-634-4
159	14		80063	SM-C-696608-20
159	15		80063	SM-B-794424
159	16	5310-01-235-9676	80063	SM-B-698178
159	17	5310-01-235-2042	80063	SM-B-698180
159	18		80063	SM-C-696608-33
159	19	5310-01-077-5101	90073	195-634-6
159	21	5820-01-082-0805	80063	SM-E-794074
159	23	5310-01-235-9675	80063	SM-B-794125
159	32	5820-01-082-3729	80063	SM-D-794077
168	2		80063	SM-B-697537

CROSS-REFERENCE INDEXES

FIG.	ITEM	FIGURE AND ITEM NUMBER INDEX		PART NUMBER
		STOCK NUMBER	FSCM	
168	24	5310-01-231-7356	90073	195-634-10
168	25	5305-01-074-6333	80063	SM-B-697599
168	26	5310-00-616-3555	96906	MS35333-71
168	27	5305-01-074-6341	80063	SM-B-697597
169	14	5340-01-065-6266	80063	SM-B-696606-2
169	18	5310-01-077-5101	90073	195-634-6
169	19	5305-01-070-4021	80063	SM-C-696608-39
173	1	5305-01-075-8528	16941	LP57D40S6X2
173	2	5310-00-486-5342	90073	195-634-4
173	3	5340-01-074-6360	80063	SM-B-698185
173	4	5310-01-074-6334	80063	SM-B-698174
173	8	5355-00-935-7765	96906	MS91528-1N4B
173	11		80063	SM-D-710015
173	12		80063	SM-C-697639
173	13		80063	SM-C-697642
173	14		80063	SM-D-957487
173	15	5910-01-153-0304	80063	SM-B-697645
173	16	5310-00-124-3024	96906	MS9549-04
173	17		80063	SM-C-696608-20
173	18		80063	SM-C-696608-33
173	19	5310-01-077-5101	90073	195-634-6
173	20		80063	SM-C-794135
173	22	5820-01-082-0806	80063	SM-E-794109
173	23	5960-01-089-1368	49956	7211
173	29	6110-01-082-0712	80063	SM-E-794124
173	32	5305-01-070-4017	80063	SM-C-696608-36
173	33A		80062	SM-B-696631-6
174	66A	5310-01-070-4042	80063	SM-B-696631-5
174	81A	5310-00-722-5998	96906	MS15795-805
182	80	5960-01-089-1368	49956	7211
183	21	5305-01-074-6333	80063	SM-B-697599
183	22		90073	195-634-8
183	24	5305-01-074-6341	80063	SM-B-697597
183	25	5310-01-077-5101	90073	195-634-6
183	26	5340-01-065-6266	80063	SM-B-696606-2
184	1		80063	SM-D-710018
184	2		80063	SM-C-696608-19
184	3		90073	195-634-4
184	4		80063	SM-C-710023

RECOMMENDED CHANGES TO EQUIPMENT TECHNICAL PUBLICATIONS



THEN, JOT DOWN THE DOPE ABOUT IT IN THIS FORM. CAREFULLY TEAR IT OUT. FOLD IT AND DROP IT IN THE MAIL!

SOMETHING WRONG WITH THIS PUBLICATION?

FROM (PRINT YOUR UNIT'S COMPLETE ADDRESS)
 Commander
 Stateside Army Depot
 ATTN: AMSTA-US
 Stateside, N.J. 07703-5007

DATE SENT
 10 July 1975

PUBLICATION NUMBER TM 11-5840-340-20P	PUBLICATION DATE 23 Jan 78	PUBLICATION TITLE Radar Set AN/PRC-76
--	-------------------------------	--

BE EXACT PIN-POINT WHERE IT IS				IN THIS SPACE TELL WHAT IS WRONG AND WHAT SHOULD BE DONE ABOUT IT:
PAGE NO	PARA-GRAPH	FIGURE NO	TABLE NO	
33				For item 2, change the NSN to read: 5835-00-134-9186. Reason: Accuracy.
44		19		Identify the cover on the junction box (item no. 5). Reason: It is a separate item and is not called out on figure 19.
45				Add the cover of the junction box as an item in the listing for figure 19. Reason: Same as above

EXAMPLE

PRINTED NAME, GRADE OR TITLE AND TELEPHONE NUMBER
 SSG I. M. DeSpirit of 999-1776

SIGN HERE

TEAR ALONG PERFORATED LINE

FILL IN YOUR
UNIT'S ADDRESS

FOLD BACK

DEPARTMENT OF THE ARMY

OFFICIAL BUSINESS

SAMPLE

Commander
US Army Communications-Electronics Command
and Fort Monmouth
ATTN: AMSEL-LC-ME-PS
Fort Monmouth, New Jersey 07703-5000

TEAR ALONG PERFORATED LINE

RECOMMENDED CHANGES TO EQUIPMENT TECHNICAL PUBLICATIONS



SOMETHING WRONG WITH THIS PUBLICATION?

THEN...JOT DOWN THE DOPE ABOUT IT ON THIS FORM. CAREFULLY TEAR IT OUT, FOLD IT AND DROP IT IN THE MAIL.

FROM: (PRINT YOUR UNIT'S COMPLETE ADDRESS)

DATE SENT

PUBLICATION NUMBER

TM 11-5820-540-20P

PUBLICATION DATE

1 March 89

PUBLICATION TITLE, Radio Set AN/GRC-103 (V) 1,2,3,4; Mast Ext. Kit MK-1009/GRC-103(V) & Cable Kit MK-1184/GRC-103(V)

BE EXACT PIN-POINT WHERE IT IS

PAGE NO	PARA GRAPH	FIGURE NO	TABLE NO
---------	------------	-----------	----------

IN THIS SPACE TELL WHAT IS WRONG AND WHAT SHOULD BE DONE ABOUT IT:

PRINTED NAME GRADE OR TITLE AND TELEPHONE NUMBER

SIGN HERE

DA FORM 2028-2
1 JUL 79

PREVIOUS EDITIONS ARE OBSOLETE

P. S. IF YOUR OUTFIT WANTS TO KNOW ABOUT YOUR RECOMMENDATION MAKE A CARBON COPE OF THIS AND GIVE IT TO YOUR HEADQUARTERS.

U.S. GOVERNMENT PRINTING OFFICE: 1978

FILL IN YOUR
UNIT'S ADDRESS

FOLD BACK

DEPARTMENT OF THE ARMY

OFFICIAL BUSINESS

Commander
US Army Communications-Electronics Command
and Fort Monmouth
ATTN: AMSEL-LC-ME-PS
Fort Monmouth, New Jersey 07703-5000

TEAR ALONG PERFORATED LINE

FILL IN YOUR
UNIT'S ADDRESS

FOLD BACK

DEPARTMENT OF THE ARMY

OFFICIAL BUSINESS

TEAR ALONG PERFORATED LINE

Commander
US Army Communications-Electronics Command
and Fort Monmouth
ATTN: AMSEL-LC-ME-PS
Fort Monmouth, New Jersey 07703-5000

FILL IN YOUR
UNIT'S ADDRESS

FOLD BACK

DEPARTMENT OF THE ARMY

OFFICIAL BUSINESS

Commander
US Army Communications-Electronics Command
and Fort Monmouth
ATTN: AMSEL-LC-ME-PS
Fort Monmouth, New Jersey 07703-5000

TEAR ALONG PERFORATED LINE

By Order of the Secretary of the Army:

Official:

CARL E. VUONO
General, United States Army
Chief of Staff

WILLIAM J. MEEHAN II
Brigadier General, United States Army
The Adjutant General

DISTRIBUTION:

To be distributed in accordance with DA Form 12-51 unit requirements for AN/GRC-103.

